


eduwebinar

**Smart Hints & Tips 11**  
**Designing classroom spaces**  
**Digital Technologies Curriculum**

Karen Bonanno  
Managing Director



© EDUWEBINAR PTY LTD | ALL RIGHTS RESERVED



eduwebinar


## Introduction

Over 30 years' in K-12 school  
education

Teacher, teacher librarian, school  
administration, consultant

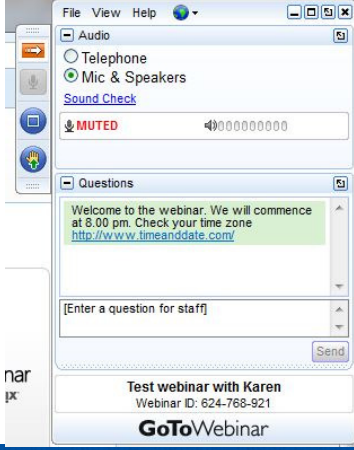
Face-to-face > Virtual  
Professional Learning

International, national, state and local  
presenter experience




Karen Bonanno

© EDUWEBINAR PTY LTD | ALL RIGHTS RESERVED



The screenshot shows a GoToWebinar interface. At the top, there's a menu with 'File', 'View', and 'Help'. Below that, the 'Audio' section is expanded, showing 'Telephone' as the selected audio source, 'Mic & Speakers' as the active device, and a 'Sound Check' link. A volume control bar shows the audio is 'MUTED'. The 'Questions' section is also expanded, displaying a welcome message: 'Welcome to the webinar. We will commence at 8.00 pm. Check your time zone <http://www.timeanddate.com/>'. Below the message is a text input field with the placeholder '[Enter a question for staff]' and a 'Send' button. At the bottom of the interface, it says 'Test webinar with Karen Webinar ID: 624-768-921' and the 'GoToWebinar' logo.

 eduwebinar

## Housekeeping

**Disclaimer**

The views and opinions are those of the presenter and are provided as general information which will require further research to identify the application of the specific requirements to the participant.

Back channel #eduwebinar

nar  
jx

© EDUWEBINAR PTY LTD | ALL RIGHTS RESERVED



The screenshot shows a GoToWebinar interface. At the top, there's a menu with 'File', 'View', and 'Help'. Below that, the 'Audio' section is expanded, showing 'Telephone' as the selected audio source, 'Mic & Speakers' as the active device, and a 'Sound Check' link. A volume control bar shows the audio is 'MUTED'. The 'Questions' section is also expanded, displaying a welcome message: 'Welcome to the webinar. We will commence at 8.00 pm. Check your time zone <http://www.timeanddate.com/>'. Below the message is a text input field with the placeholder '[Enter a question for staff]' and a 'Send' button. At the bottom of the interface, it says 'Test webinar with Karen Webinar ID: 624-768-921' and the 'GoToWebinar' logo.

 eduwebinar

## Does the design of your classroom space have an impact on student learning?

© EDUWEBINAR PTY LTD | ALL RIGHTS RESERVED

Classroom design can improve a pupils performance by **25%**

- Enhances Concentration
- Inspires Students
- Better Results
- Supports Learning
- Improves Behaviour

Environmental factors which affect a pupil's learning progress

- Furniture
- Layout
- Colour
- Temperature
- Acoustics
- Lighting

<http://visual.ly/classroom-design-affects-student-learning>  
Published by <http://www.innova-solutions.co.uk/>  
View their gallery <http://www.innova-solutions.co.uk/our-services/education/gallery.aspx>

© EDUWEBINAR PTY LTD | ALL RIGHTS RESERVED

**eduwebinar** [http://www.jisc.ac.uk/uploaded\\_documents/JISClearningspaces.pdf](http://www.jisc.ac.uk/uploaded_documents/JISClearningspaces.pdf)


**JISC**

**Designing Spaces for Effective Learning**  
A guide to 21st century learning space design

**Flexible  
Future-proofed  
Bold  
Creative  
Supportive  
Enterprising**

Designing Spaces for Effective Learning  
A guide to 21st century learning space design

© EDUWEBINAR PTY LTD | ALL RIGHTS RESERVED



eduwebinar


Learning Studio Results Matrix

Design Elements	Basic			
	Human Needs	Teaching	Learning	Engagement
<b>Architectural</b>				
Floor plan, layout	●	●	●	●
Paint	●			
Flooring, acoustics, & lighting	●	●	●	●
<b>Furniture</b>				
Tables (student & faculty)	●	●	●	●
Chair, side chair	●	●	●	●
Bench seating	●	●	●	●
Cafe tables & stools				●
Instructor's table/lectern		●		
Filing & storage unit		●		
<b>Accessories</b>				
Mobile marker board/Whiteboard	●	●	●	●
<b>Technology</b>				
Cables, wiring & technology placement	●	●		
<b>Training</b>				
JIT application		●		

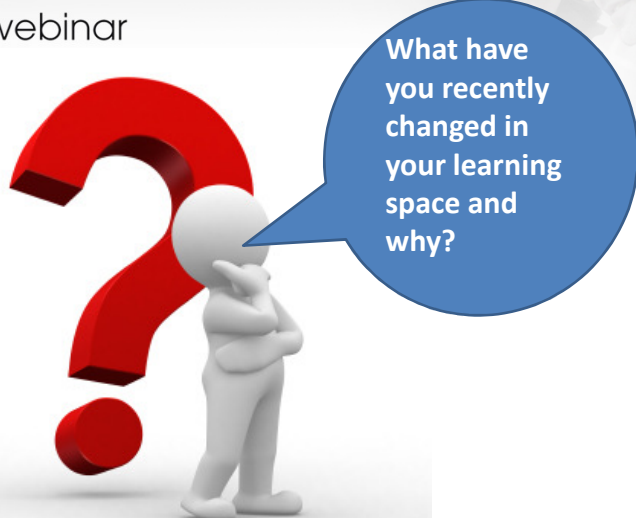
<http://www.hermanmiller.com/research/research-summaries/adaptable-spaces-and-their-impact-on-learning.html>

© EDUWEBINAR PTY LTD | ALL RIGHTS RESERVED

- Basic Human Needs
  - Comfort
  - Convenience
  - Support for Learner
- Teaching
  - Method
  - Technology & Tools
  - Flexibility
  - Effectiveness
- Learning
  - Style
  - Technology & Tools
  - Flexibility
  - Effectiveness
- Engagement
  - Communication
  - Collaboration
  - Interaction
  - Sense of Community




eduwebinar




What have you recently changed in your learning space and why?

<http://padlet.com/kbonanno/learningspace>

© EDUWEBINAR PTY LTD | ALL RIGHTS RESERVED



eduwebinar




**Classroom Cribs**  
Brain Friendly Learning Spaces

1. Rethink your learning space with the student in mind. What changes will enhance the learning experience?
2. Redesign your learning space and show us how you did it: Take pictures and video.
3. Create a 3-min "Cribs" video (or slideshow) showing off your new learning space. Include a short rationale for "why" you made the changes.
4. Submit your video/slideshow, rationale, and bio to have a chance to be featured on our site and win great prizes!

<http://classroomcribs.com/sign-your-class-or-learning-space-up-for-the-classroom-cribs-challenge/>

© EDUWEBINAR PTY LTD | ALL RIGHTS RESERVED



2014 Classroom Crib

<https://www.youtube.com/watch?v=sBK12tS9BNg>

© EDUWEBINAR PTY LTD | ALL RIGHTS RESERVED









Share pics and videos on Twitter with hashtag #classroomcribs

<https://twitter.com/hashtag/classroomcribs>



© EDUWEBINAR PTY LTD | ALL RIGHTS RESERVED


<p><b>Black &amp; Teal</b></p>  <p>Queen of the First Grade Jungle: 1st Love the black and teal color. She's got a lot of cute ideas in here! <a href="#">Take a Peek</a> <a href="#">Take Another Peek</a> <a href="#">And Another</a></p>	<p><b>Bird Theme</b></p>  <p>School Girl Style: 1st Grade The theme is to die for! <a href="#">Take a Peek</a></p>	<p><b>Black - Colors = Awesome</b></p>  <p>Ladybug's Teacher Files: Multi-age I've always had a soft spot in my heart for black bulletin boards... I love them! <a href="#">Take a Peek</a></p>
<p><b>Mrs. Tunstall</b></p>  <p>Reagan Tunstall: 1st Grade Beautiful, classy, and I absolutely love it. Chevron, fun colors, and dark furniture. <a href="#">Take a Peek</a></p>	<p><b>Bright &amp; Cheery</b></p>  <p>The Inspired Apple: 1st Grade Love all the light! <a href="#">Take a Peek</a> <a href="#">Take Another Peek</a></p>	<p><b>Hollywood/Colorful</b></p>  <p>First Grade Parade: 1st Grade ...LOVE, LOVE, LOVE this room! <a href="#">Take a Peek</a></p>

<http://www.theschoolsupplyaddict.com/room-setup.html>

© EDUWEBINAR PTY LTD | ALL RIGHTS RESERVED

**LEARNING SPACE TOOLKIT**  
A Resource for Designing and Sustaining Technology-Rich Informal Learning Spaces

Roadmap Needs Assessment Space Types Services Technology Integration



Artwork Saltire Centre, Glasgow Caledonian University (credit: flickr/jiscinfonet)


**LSTK STORY**

The toolkit is for:

- Library/IT Staff
- Designers
- Administrators
- Facility Managers

<http://learningspacetoolkit.org/>  
Gallery - <https://www.flickr.com/photos/learningspacetoolkit/>


© EDUWEBINAR PTY LTD | ALL RIGHTS RESERVED

 eduwebinar

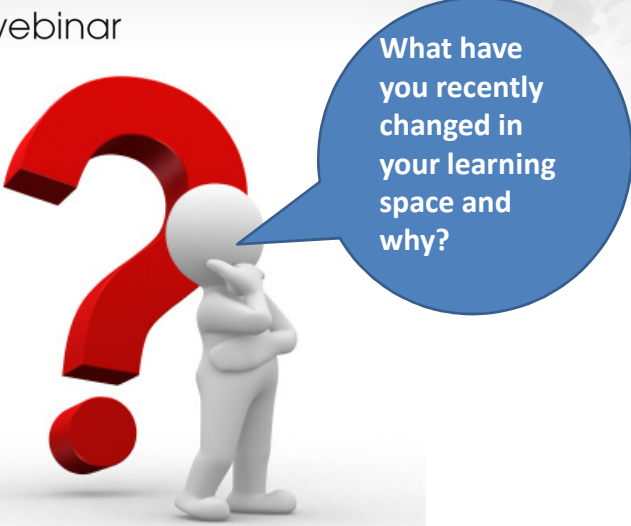


<http://www.scribd.com/doc/228255148/Potter-Library-Renovation>  
Video - <https://www.youtube.com/watch?v=n-ZwdDVVAsA>

© EDUWEBINAR PTY LTD | ALL RIGHTS RESERVED



eduwebinar



What have you recently changed in your learning space and why?

<http://padlet.com/kbonanno/learningspace>

© EDUWEBINAR PTY LTD | ALL RIGHTS RESERVED



eduwebinar

## Digital Technologies Moodle



QSITE  
educators of today, creating tomorrow

**Digital Technologies**

Teacher: Julia Boulton  
Teacher: Graeme Breen  
Teacher: Janet Cochrane  
Teacher: Kylie Docherty  
Teacher: Robyn Finch  
Teacher: Leigh Howser  
Teacher: Norena Mendiola  
Teacher: Cindy Murray  
Teacher: Paul Rayner  
Teacher: Michelle Relton  
Teacher: Tim Stephens

Digital Technologies is a shared space complete with resources collated for F-Year 2, Years 3/4, Years 5/6, Years 7/8 and Years 9/10.  
The Digital Technologies syllabus will be implemented in 2015.  
The site is a collaboration between QSITE and ACCCE, to provide resources to support the syllabus implementation.  
The resources have been developed by QSITE Digital Champions following a guided two-day workshop in Townsville in January 15-16, 2014. The resources developed through the project will be suitable for use in teacher professional development and adaptable for classroom use. Workshops, led by the Digital Champions, will be run in each QSITE chapter and network during Term 1 2014.

<http://moodle.qsite.edu.au/moodle/index.php>

© EDUWEBINAR PTY LTD | ALL RIGHTS RESERVED

Knowledge and understanding	Processes and production skills
Digital systems <ul style="list-style-type: none"> <li>the components of digital systems: hardware, software and networks and their use</li> </ul> Representation of data <ul style="list-style-type: none"> <li>how data are represented and structured symbolically</li> </ul>	Collecting, managing and analysing data Creating digital solutions by: <ul style="list-style-type: none"> <li>defining</li> <li>designing</li> <li>implementing</li> <li>evaluating</li> <li>collaborating and managing</li> </ul>

Table 3: Digital Technologies content structure

<http://www.australiancurriculum.edu.au/technologies/digital-technologies/content-structure>

© EDUWEBINAR PTY LTD | ALL RIGHTS RESERVED

© EDUWEBINAR PTY LTD | ALL RIGHTS RESERVED

**Years 7/8**  
**Years 7 and 8 Achievement Standard**

"By the end of Year 8, students distinguish between different types of networks and defined purposes. They explain how text, image and audio data can be represented, secured and presented in digital systems.

Students plan and manage digital projects to create interactive information. They define and decompose problems in terms of functional requirements and constraints. Students design user experiences and algorithms incorporating branching and iterations, and test, modify and implement digital solutions. They evaluate information systems and their solutions in terms of meeting needs, innovation and sustainability. They analyse and evaluate data from a range of sources to model and create solutions. They use appropriate protocols when communicating and collaborating online."

Source: ACARA The Australian Curriculum:Digital Technologies (accessed July 2014)

---







**About the Resources**

The following resources are provided to assist teachers when exploring and delivering the Digital Technologies curriculum for years seven and eight. It will often be of benefit to look at the bands either side of this for additional ideas and resources.

This collection is NOT complete. It is ongoing work in progress, by volunteers, who are just trying to help other QSITE members, and as such ...

[We welcome your contribution!](#)

Whether a beginner or experienced, teaching out of area or been a programmer all your life - your ideas are valuable! Please help us to help you and others. Contact us for further information and to find out how you can contribute to this resource collection :)

-  8.1 Resources  
Investigate how data are transmitted and secured in wired, wireless and mobile networks, and how the specifications of hardware components impact on network activities.
-  8.2 Resources  
Investigate how digital systems represent text, image and audio data in binary.
-  DT 8.6 Design the user experience of a digital system, generating, evaluating and communicating alternative designs
-  DT 8.9 Evaluate how well developed solutions and existing information systems meet needs, are innovative and take account of future risks and sustainability
-  DT 8.11 to Plan and manage projects, including tasks, time and other resources required, considering safety and sustainability.
-  Programming Resources

<http://moodle.qsite.edu.au/moodle/index.php>

© EDUWEBINAR PTY LTD | ALL RIGHTS RESERVED



eduwebinar

## Mentoring opportunity

Would you like to present a short, sharp and shiny presentation for our Smart Hints & Tips?

- Time
- Need DSL or better connectivity for simultaneous screen sharing, video & audio conferencing
- Need USB headset with inbuilt microphone
- Need to be willing to work with me

© EDUWEBINAR PTY LTD | ALL RIGHTS RESERVED



## In Closing

Future events  
<http://eduwebinar.com.au/webinars>  
Follow us on Twitter @eduwebinar  
Like us on Facebook  
<https://www.facebook.com/eduwebinar>  
Membership  
<http://eduwebinar.com.au/membership>

© EDUWEBINAR PTY LTD | ALL RIGHTS RESERVED

