



# Position & Velocity



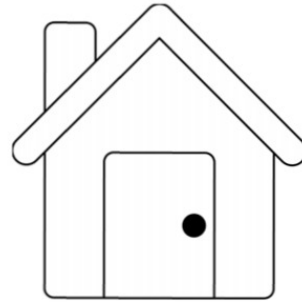

## Classroom: Science Examples

Due: 1 Aug 2020

Student Name:

Date Submitted:

Use the following scenario to answer the questions. Be sure to use standard units and round answers to the nearest hundredth when necessary.




Imagine that you are walking to school from your house, which is 500 meters away from the school. You leave at 7:25am and remember that your homework is still on your desk! When you get home, you spend 5 minutes inside getting your homework and talking to your parents. Then, you walk all the way back to school without any more delays. You arrive at school at 7:40am, having walked at a constant speed when outside.

1) Draw a graph to represent your position for the entire trip.

2) When is your velocity positive?

3) When is your velocity negative?



4) Draw a graph to represent your velocity for the entire trip.

5) What is your average velocity during the trip?

6) What is your average speed during the trip?

