

Tips to Get the Best Results From Bakpax

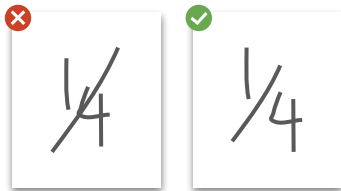
1 Use Pen or a No. 2 Pencil

Bakpax struggles to read light writing. Pens and No. 2 pencils will help make your responses darker.

2 Write Neatly


Watch for Overlapping

When letters or numbers overlap, the AI cannot read them as separate characters.




Keep it Clean

The AI will read any excess writing, scribbles, or marks in the answer box, as part of your answer.




Close Any Character Gaps

Unexpected gaps within characters will make it unreadable to the AI.



Extend Stems & Tails.

For some numbers and letters, this will help avoid confusion with other similar characters.



3 Take a Bright, Flat Photo

When taking your photo, put your paper on a flat surface in a well lit location. A wrinkled or curved paper, or a dark image won't be read properly.