



MediCrystal®

USER GUIDE



**4-GEMS DISKS
BIO-MAGNETIC
PEMF MATS**

- 2 THANK YOU
- 2 UNBOXING
- 3 CONTROLLERS
- 4 ADDITIONAL INFORMATION
- 5 COVERS
- 5 SAFETY INSTRUCTIONS
- 6 CONTRAINDICATIONS
- 6 TIPS: BEFORE YOU START
- 7 TIPS: USING YOUR MAT
- 8 TIPS: USE WITH CAUTION
- 9 TIPS: TROUBLESHOOTING
- 10 TIPS: TAKING CARE OF YOUR MAT
- 11 MAINTENANCE AND CLEANING
- 11 WARRANTY
- 11 DISCLAIMER

THANK YOU FOR PURCHASING MEDICRYSTAL® MAT AND CHOOSING US!

MediCrystal LLC is a small family-owned company dedicated to customer satisfaction and to providing the highest quality health and beauty products from natural amethyst, agate, tourmaline and jade at the best possible prices.

We have personally experienced great healing benefits from the MediCrystal® and ThermoGem® mat products and have decided to make them available to our customers for an affordable cost.

We were so impressed by how the functionality of our mats compared to other, much more expensive brands that we decided to launch a business focused on creating these amazing products.

Our purpose is to let other people unveil the secret of this reviving experience at a substantial savings from the competition. We think not just the wealthy, but everyone interested in holistic health, naturopathic and alternative medicine should be able to use the healing power of these gems and crystals.

We hope you experience as many positive results as we have, now that you have your own MediCrystal® mat!



Controller L-40V / L-40VA for the mats with PEMF function:

1 Power ON/OFF Switch Button – Push it to turn mat ON/OFF. Controller Temperature display 2 will show “OF” until you activate the TIMER 3,

or HEATING BUTTON 6 on L-40VA controller.

2 Temperature Display – Shows the current temperature, flashes to the set temperature, then back again.

3 Timer Control Toggle Button – Chose 3, 6 or 12 hour heating session with auto shut-off when time expires. Timer should be activated first to start heating.

or for controllers L-40VA:

Frequency Control Button – Chose 4, 8, or 14 Hz PEMF frequency. Available Hz settings are marked above indicators 4.

4 Timer ON indicators – Light ON when Timer is used, shows the number of hours the mat is set to function.

or for controllers L-40VA with built-in auto timer with shut-off after 8 hours:

Frequency indicators – Light ON when PEMF frequency is set, shows the number of bio-magnetic pulsations per second (Hz) the mat is set to function.

5 Adjust Temperature Dial – Use to increase or decrease heat 30°C~70°C (86°F~158°F).

6 PEMF Button – activates bio-magnetic function for 30 minutes each 2 hours, so during 6 ½ hours you have 4 cycles of 30 minutes each. Powerful 50 gauss intensity pulsed magnetic field coils can be deactivated after first cycle pressing the button again. It may be necessary if you are going to sleep and PEMF is too energizing for you. You can also manually deactivate or reactivate PEMF function any time and in this case cycling will be interrupted. If you prefer to use PEMF longer than 30 minutes, press button again when the function stops and indicator goes OFF. Please, use heating on the low or medium levels if PEMF is used for more then 30 minutes.

or for controllers L-40VA:

Heating Button – Use it to activate FIR heating program with automatic shut-off after 8 hours. It should be done before setting temperature with dial 5. To stop program earlier or reactivate heating after 8 hours, press the button again.

7 PEMF indicator – ON when 6 ½ hours magnetic pulsation program is active, even when the mat is in-between active cycles and magnetic fields are not generated, OFF when it stops.

or for controllers L-40VA:

Heating ON indicator – ON when 8 hours heating program is activated. OFF when the program stops.

YOU CAN USE THE MAT IN SEVERAL MODES:

1. Only Heat / FIR.
2. PEMF (recommended if you use PEMF for more than 30 minutes continuously)
3. Combination of PEMF and Far Infrared Light together

If you feel that 6/12 hours is too much, an external timer can be used. Some heavy duty ones with a built-in surge protector may be a good choice for double protection.

First you should tightly connect controller to the mat connector and only after this plug-in controller into the power outlet. Then turn ON controller with toggle switch.

Controller L-40V has three time settings 3 hours, 6 hours or 12 hours. You should choose one of them first to activate other functions. Usually when you turn ON controller one of time setting is already chosen. Press timer button to adjust it. Controller L-40VA has built-in 8 hours timer with automatic all functions shut-OFF which does not need activation.

Controller also has a temperature dial to completely adjust the heat in 1°C increments from 86°F to 158°F, displayed in Celsius from 30°C to 70°C. Sometimes we call the different temperatures “levels”.

Level 1 is 86°F-98°F or 30°C-36°C (used for Negative Ions, all night sleep low heat mode)

Level 2 is 98°F-110°F or 36°C-43°C (Low mode, regenerative sleep, boosts energy and immunity*)

Level 3 is 110°F-120°F or 43°C-49°C (Low medium mode, relaxation, immunity)

Level 4 is 120°F-133°F or 49°C-56°C (Medium mode, releases stress, elevates mood, enhances vitality*)

Level 5 is 133°F-145°F or 56°C-63°C (Medium High mode, temporary pain relief*)

Level 6 is 145°F-158°F or 63°C-70°C (High mode, cleansing and detoxification*)

Level 7 is 158°F or 70°C (Highest mode, hyperthermia)

The temperatures above reflect the temperature of the inner heating elements, not the surface of the mat, which can be 10-20°F lower (or even lower than this) if the mat is not covered with a thick blanket. Usually, if the ambient temperature is around 70°F, it takes between a half an hour to hour for the mat to reach the maximum level (158°F, or 70°C) if covered it with a thick blanket.

UNBOXING


THE MAT SET INCLUDES:



MediCrystal® 4-Gems Disks Bio-Magnetic PEMF Mat



Thick tan 3-D air mesh pad and/or white waterproof protector with 3-side zippers




MediCrystal® catalog and this User Guide



Controller L-40V with terminal and plug wires



Bag for storage and carrying the mat



Small two inch high clear plastic vial with a tiny metal cylinder. It is a device for testing PEMF (pulsed magnetic fields) function. The metal cylinder moves in the vial when PEMF is ON. This movement is the reaction to magnetic field pulsing. It is stronger close to PEMF coil and goes down with distance.

When you receive your mat, please take a moment to verify that it was not damaged in transit. Carefully unpack the box and check if everything is included and in due condition. If you discover that anything was not included into the set, or there is any other reason that you wouldn't rate this as a 5-star experience, please, contact us right away at support@MediCrystal.com, so that we can resolve the issue as fast as possible.

In addition to hot stone therapy, deep FIR heat and negative ions generated by all our mats, MediCrystal® 4-Gems Disks mats, with bio-magnetic function, also produce PEMF (Pulsed Electro Magnetic Fields).

It is a great reason to use the mat regularly to relax and reenergize even without heating.

All products, controllers, specifications and data as well as a set of items packaged in a box are subject to change without notice to improve reliability, function or design of the devices. Please, check for the most updated products details at MediCrystal.com web site.

GREAT ADDITION MINI PILLOW

Firm Tourmaline Mini Pillow is a great addition to be used under neck or knees.*



* sold separately from the mat

1. The top of the mat, with the MediCrystal Logo on it, is not a heated area but this and other non-heated areas of the mat still have anion layers to generate negative ions.
2. PEMF coils are distributed throughout the mat but their number is limited (starting from 2-3 coils in the mini mat and up to 6-8 coils in full size mats). Magnetic field intensity is the strongest above the coil but goes down with distance. **It is normal that your PEMF tester will show metal piece movements in some spots of your mat and will not in other.**
3. Standard PEMF frequency of MediCrystal® mats with bio-magnetic function is 10 Hz. **Your mat may be optionally equipped with additional 4 Hz, 8 Hz, 14 Hz or completely adjustable frequency controller.** Usually higher frequencies have more energizing effect and lower may be better to relax but it is better to self-educate and listen your body's response to find what works for you the best.
4. MediCrystal® mats have a multilayer system construction with up to 18 different layers. The **special layers (with anion generating fibers) are added so that the mats generate negative ions** when they are turned on and functioning. Controllers do not have the option to activate negative ion generation from the inner mat layers because the ions generation starts automatically when the mat is heating up, due to the piezoelectric and pyroelectric effects caused by the distorted crystallographic structure of the mat's anion generating layers and natural amethyst, jade, agate and tourmaline ceramic stone disks. Negative ion generation will decrease when the mat cools down. **The number of ions goes up when you lay on the non-powered mat as gemstones and negative ion generating layers start to use your natural body heat to produce anions.**
5. **All MediCrystal® mats come with EMF-free (less than 2 mG by specs and less than 0.2 mG by measurements), new-generation advanced heating systems.** Anyhow if you are EMF oversensitive, please be aware that some parts of all electrical devices including all brands of FIR mats may emit relatively higher EMF levels. These parts are plugs, overheat protection bimetal switches, connection terminal and controller which on full power can emit up to 4-8mG. Though these are still safe levels but for sleeping, it is better to put the controller in some distance from your head. Also it is **better to use amethyst or gemstone pillow** (or at least the standard one) to avoid the occasional contacts between your head and the connection terminal. Or you can sleep with your feet towards the terminal situated near the logo on the top of the mat. Really the electric heating system works only during 10-20% of mat

session time as it stops when the mat reaches set temperature and resumes only after the temperature drops. You can also completely eliminate exposure to any EMFs just by **preheating your mat to max temperature and turning it off before the procedure.** Hot crystals accumulate the warmth and will emit infrared rays and negative ions without electric power.

6. PEMF coils when activated may show very high levels of EMFs levels if tested by the standard EMFs tester. **It does not refer to harmful EMFs and is a reaction of the measuring device to pulsed magnetic field intensity.** But again folks oversensitive to EMFs may also be allergic to PEMF function. If no frequency works well for you, you may simply choose not to use this function at all.
7. Due to the artisan nature of the construction process **there is some difference between mats regarding the maximum temperature they may reach in the same conditions and the heating speed.** If the mat is covered with thick blanket or your body is on the mat, the max level of the bare mat surface temperature may be in the range of 55-65°C or 133-158°F (displayed by the controller measuring the temperature of the heating elements inside the mat as 65-72°C), which is quite normal.
8. Mini mat is great for localized use, when you need to apply healing crystal rays and **focus therapy to some area of your body (back or legs most frequently) without causing the whole body to undergo hyperthermia.** You can use it on high heat for local application without overstimulating the whole body. It is portable, more bendable, and can be used to cover the body when you are on the large mat for the more intensive "sandwiched" procedures. Of course, the Mini mat can still be used as a sole unit for high heat detox sessions with sweating, but it takes more time to influence the body in this way. But if you use high temperature and your body usually sweats in the sauna or when you do sports or workout, the Mini will work fine as well.
9. In general the bigger and more powerful the mat is, more benefits it brings and the shorter the procedure necessary. Midsize and larger mats are great for both the whole body experience and re-energizing sleep. Just be sure that **the heat level is on the safe, lowest levels of 30-45°C or use the mat either unpowered or in negative-ions-only mode at night.** Do not use high heat when you go to bed. Do not rely solely on the timer. Some customers choose to connect the mat through another timer plugged into the the wall outlet for double safety in order not to fall asleep on the hot mat and dehydrate. **Take extra care during nighttime use and keep the mat only on low heat settings.**

Your mat set should include, free of charge, at least one protective cover, but usually we include a pair of different items. So you may have one or two of the following covers:

1. **Thick Tan 3-D Air Mesh Pad** to cushion the mat, distribute body weight, buffer the crystals' pressure either while sleeping on the mat or during longer sessions. This is especially effective at the beginning if the mat's hardness is an issue. This 3-D Pad is not waterproof, and it needs a cover or a towel on top. **This Pad is recommended to be hand washed and air dried to keep shape.**
2. **Thick High Absorption Waterproof Quilted Multilayer Protector with a single MediCrystal® logo embroidery on the top** and zipper along three sides to put the mat inside of and to protect the bottom as well. As with the other covers, it is permeable for FIR rays, PEMF and ions. It is great for absorbing sweat and for keeping the contact surfaces between the body and the mat dry. **This pillow case style protector is machine washable on gentle or hand wash cycle. Air drying is recommended.**
3. **Thick Multilayer Protective Cover with multiple MediCrystal® logo on the top and built-in thin 3-D Air Mesh Pad** permeable for FIR rays, ions. It also keeps the contact surfaces between the body and the mat dry. This protector is used for cushioning the mat, distributing body weight, and buffering the crystals' pressure either while sleeping on the mat or for long sessions. These covers with 100% bamboo top air layers are **not washable.** Instead of washing, we recommend leaving the mat with the pad on it for one hour every week on the highest heat setting to keep both of them clean and disinfected. Newer generation covers have top perforated air layer with small addition of polyester and are hand washable. This cover is fixed on the mat with an elastic skirt.

4. **Thin Waterproof Cover with 4-cornered elastic straps**, to be used on top of the 3-D Pad Protector or on top of the mat directly. Great for short and high intensive procedures. **This thin cover is machine washable and dryer-friendly.** Gentle cycle is recommended.

We hope that our protectors help you feel more comfortable during the procedures.

If the cover you want is not included in the set, it may be purchased from MediCrystal®.

Please, check for more information about covers in the MediCrystal® Catalog.



SAFETY INSTRUCTIONS

MediCrystal® mats have been carefully engineered for both effectiveness and safety. But of course basic safety precautions should always be observed when using any electrical device.

1. Never immerse the mat in water, do not use the product in wet or excessively humid areas. Do not use the device when your hands or body are wet.
2. Changes or modifications to the device can be dangerous and may cause electric shock. Do not disassemble anything while the power is ON.
3. Do not put heavy objects on the mat. Do not prick the mattress with pins, knives or sharp objects. Do not step, walk, jump, run and avoid other types of pressure which can damage inner sensors.
4. Do not put chemicals, solvents, volatile or flammable materials such as benzene, thinner or kerosene on the mattress.
5. Make sure that the receptacle where you plan to plug the mat has the same voltage rating as the specifications indicated for each product (usually 110-120V/60Hz for North America and Japan and 220-250V/50Hz for Europe and other countries). Do not use travel adaptors in order not to damage your mat and controller.
6. If your mat is made for U.S. electricity, 110-120V/60Hz, with plugs for a standard U.S. grounded socket to use in 220-250V countries, please purchase a step down power converter transforming 220-240V to 110V. For smaller pads we recommend power converters with 200-300W capacity, up to 500W for large mats and 1000W for queen size mats with two heating zones.
7. Always remember to turn off the electrical supply when not in use. When unplugging device, do not attempt to pull the cord, pull it out by holding the plug.
8. To protect your mat, use a surge protector. Power spike is the main reason why a mat would ever malfunction, an electrical surge kills

the controller and renders the mat unusable until a new controller is purchased.

9. Do not use the device when the cord is damaged or if the electrical outlet is excessively loose, find another socket that will correctly hold the plug. Do not use the mat if it is damaged or if connection between the mat and controller is not tight.
10. Your mat has double safety advanced EMF free heating system with emergency bimetal switches physically cutting off the electrical wires if the mat's main thermostat safety system fails and it overheats to 180°F (75°C). Anyhow stop using and immediately unplug the mat from its power source (wall outlet) if you experience strange conditions such as smell, smoke, shocks and/or fire.
11. Remember that magnetic therapy can damage hardware storing information. Avoid placing credit cards, phones, USB drives or other similar items on the mats with biomagnetic function.
12. Clean the mat only when the power is off and the controller is unplugged from the AC outlet.
13. To protect users from overheating and dehydration some of MediCrystal® controllers may feature an extra safety system. When the temperature is set above 122°F (50°C) for longer than 3.5 hours, auto protection feature will decrease it to safe 113°F (45°C) level. It is not recommended to turn automatic control heat safety system OFF but if you need to use the mat on higher temperature than 122°F (50°C) for longer than 3.5 hours, you can manually deactivate this system. Press and hold timer button for 5 seconds until display shows "S-". Press and hold timer button for 5 seconds until display shows "SA" to reactivate auto protection feature. If your controller does not have this system, be sure to use only the lowest heat setting when sleeping on the mat.



*MediCrystal® products are not intended to diagnose, cure, treat, or prevent any disease, illness or medical condition or to substitute for medical treatment of any kind. Information here is never to be construed as medical advice. These products and statements have not been evaluated by U.S. FDA (please, see Disclaimer in this user guide, page 11).

The following may not be a full list of contraindications but if you have any of them, avoid use of the far infrared mat in heating mode or for PEMF completely (unless you get approval from your doctor).

Remember that it is your responsibility to seek the attention of a health care professional before and during the use of this product, which is not market as a medical device, nor claimed to be able to heal or cure any sickness.

1. The recipients of any type of organ transplant should not use FIR or PEMF mats. After organ transplant operations, patients usually are prescribed immunosuppressant drugs to help prevent their immune system from rejecting the transplanted organs. FIR and PEMF therapies increase immune system function which is absolutely contraindicated for organ transplant recipients.*
2. Pacemakers and defibrillators users should not use the FIR or PEMF mats in powered modes without cardiologist approval. The function of these devices may be interfered with by the mats' magnetic or heating functions.*
3. Expectant women should not use the heating therapy or FIR mat in heating mode. Excessive temperatures have a potential for fetal damage. If pregnancy is possible you should be able to sleep on the mat or use it in unpowered mode for ion therapy but be sure to consult a physician before using it with heating or PEMF.*
4. Newborns and infants should not use the heat or magnetic therapy. Their core body temperature rises much faster than that of adults. This occurs due to a higher metabolic rate per body mass, limited circulatory adaptation to increased cardiac demands, and the inability to regulate body temperature by sweating as well as adults are able to. Do not use your mat in heating modes on babies who cannot move away from the mat or on children who cannot speak enough well to express themselves.*
5. Avoid use of the far infrared mat in heating mode completely (unless you get approval from your doctor) in the case of a recent stroke, aortic stenosis, myocardial infarction, heart attack, unstable angina pectoris, if you take corticosteroids or have brain or other tumors.*
6. Anybody with diseases associated with a reduced ability to sweat or insensitivity to heat should use the FIR Mat without the heat, in negative ions or PEMF mode. Diabetic neuropathy may be a contraindication because some diabetic patients lose sensitivity to heat.*
7. Nobody with diagnosed diseases, ailments or medical conditions should ever use FIR devices without approval from and/or supervision of a physician. It may be extremely dangerous to raise the body temperature to high levels for people with: Adrenal suppression disorders, Addison's disease, adrenal insufficiency, systematic lupus erythematosus, multiple sclerosis (MS), brain tumors, bypass surgery, high hypertension or some other conditions.*
8. Anybody taking medications or currently going under medical

treatments, radiation or chemotherapy should consult a physician before using the mat in heating mode. Some medicines as diuretics, barbiturates, and beta-blockers may impair the body's natural heat loss mechanisms. Some over the counter drugs such as antihistamines, blood thinners may also cause the body to be more prone to heat stroke. Sleeping aids, pain killers, narcotics, anti-psychotic medicines may be the most dangerous in impairing one's judgement. People under influence of drugs, alcohol or intoxication as well as patients with mental impairments or dementia should never use the mat, saunas or other heating devices.*

9. Anybody experiencing a high fever should not use the mat in heating mode. Only the negative ions function can be used until the fever stops.*
10. If you use heating creams or balms, liniments, salves or ointments that contain heat-producing ingredients, you should never use them with the mat unless recommended by a health care professional so as to avoid burns.*
11. Anybody with fresh wounds, trauma, joint injuries or swollen hot joints where the cold therapy is necessary should not use the FIR mat in heating mode, so as to avoid exacerbating any inflammation.*
12. Anyone with a mental or physical disability or those with limited mobility should use MediCrystal mats in the negative-ions-only mode unless under full supervision of a medical professional and have a doctor's approval.*
13. It is not recommended to use any part of the heating area of your mat directly on your head. Our brains do not have same efficient cooling system as the other body does. Use a pillow as a barrier between your head and the mat if you plan to sleep on it. The special MediCrystal® pillow with crystals is strongly recommended to keep your head elevated and cool.*
14. Stop using the mat if any known conditions worsen while using it. Pain should not be experienced when using the mat. However, the infrared heat will go to areas of disease or discomfort – some people may perceive this as pain and others as a sensation. If pain is persistent, discontinue use.*
15. The use of a PEMF product is contraindicated in people with pacemakers or other electronic implants, cochlear implants or mechanical heart valves. It is contraindicated during pregnancy, and in people with epilepsy or bleeding as well as for: organ transplant recipients or those on immunosuppressive therapy, and those with non-MRI safe Intrauterine Contraceptive Devices (IUDs).

While the above are some of the conditions which may pose dangers through FIR Mat use, definitely check with your doctor or a health professional experienced in PEMF, and Far Infrared or sauna therapy about your specific medical condition.

Remember that it is very important to properly hydrate with pure and mineralized water before and after sessions with the mat.

TIPS: BEFORE YOU START

1. Please study the Catalog and User Guide included with the mat before first use. The mat is easy to operate but the User Guide has important safety information and a lot of different useful tips that may help you get more benefits and accelerate the learning curve. Be sure to completely study the list of contraindications and discuss them with a health professional.
2. Subscribe to MediCrystal® on youtube for educational videos. Our youtube channel is <https://www.youtube.com/MediCrystal>
3. Consult your doctor how to use, especially it is important if you have any chronic disease. Even if your health professional is not familiar with hot crystal FIR Therapy, doctors usually can give good advice about how such or similar well-known technologies like sauna therapy will work, especially in the case of any existing health condition.

4. When you get the box with your mat, if it is too cold or too hot or wet outside, please, keep the mat inside for an hour to adjust to room temperature and humidity before connecting to the power socket. Open the box and take out the mat carefully, especially if it is a large size mat. It may be too heavy and you may need someone's help. Check that all accessories are included. Put the mat on the floor, bed or other flat surface with the crystals side facing up.
5. Our mats have special layers in the bottom that reflect the heat upwards. But if you use your mat on a hardwood floor or on a memory foam mattress, it may be better to put a towel under the mat to dissipate any remaining heat. If you have the MediCrystal® pillow case type of protector it may be enough.

6. If your area is subject to frequent electrical blackouts or power spikes, it could be better to connect the device to electricity through a surge protector, AVR or UPS device similar to that one which protects computers or refrigerators. It will protect the controller from any malfunctions resulting from a power surge. Please remember to turn the controller OFF and unplug the mat from the power socket after use.
7. The first heating of the mat should be to test the mat at the highest temperature level (70°C equal to 158°F) for 2-3 hours. This will also help purge any possible odors from the fabric and other layers' remaining volatile particles. If you are oversensitive

to smells you may choose to air it out in a garage overnight. Our mats are made from the highest quality, 'zero-emission' materials but it is still better to do this. Do not put the protector on the mat or lay on it during this time.

8. Find a secure, dedicated area with calm surrounding and good time to use your mat with some degree of concentration. Put up "do not disturb signs" and play some soothing music to enhance the healing process. Put on comfortable sleepwear and relax. It may be a good idea to clean and scrub your body to open the pores before your sessions, as this will facilitate sweating and detoxification.

TIPS: USING YOUR MAT

1. It usually takes around 30-60 minutes for the Mat to reach the maximum temperature if you put both a thick protector and a thick blanket on top. Cover the mat with a blanket and leave it periodically, checking how hot it is under the blanket.
2. The heating process stops and resumes again when the mat cools down, to maintain the set temperature. During this time, the gems become very warm and emit radiant Far Infra-Red rays.
3. For extra electrical safety the heating wires are positioned a short distance from the mat's edges so that the end tubes with crystals are heated indirectly by other stones. It is normal when these close to edges of the mat stones have a lower temperature.
4. When the heat is on, the surface temperature of the bare mat under the blanket, or under your body if you are on the mat, becomes hot to touch. At maximum heat level it will reach 140-150°F (60-65°C) on the surface, if measured immediately after you stand up or remove the thick blanket or pillow. But if you measure the bare mat surface temperature in several minutes again it will be much lower, around 110-130°F (40-50°C). If the mat is uncovered, and room temperature is low or the air flow is strong, it will cool the mat very quickly. This is normal – when preheated, the crystals transfer most of the energy in the form of Far Infrared Rays very quickly.
5. If you keep your mat open without the protector pad, blanket, or your body on it, the heat is dissipated – and though the controller may continue to show rather high temperature inside the mat's heating elements, the surface will be merely warm to touch even on highest level.
6. Sometimes when the mat starts to heat some humming or buzz noise can be heard from the controller which is quite normal. But if the noise gets stronger or you feel any smell or other signs of possible controller or mat failure, please stop using the mat.
7. It is OK for the controller to warm up a little when the mat is on the highest heat level or if several functions are activated all together for a long time. But it is not normal if the controller gets really hot or if you notice any smell. Please turn off the mat and contact us for a free replacement if this happens. Remember not to put controller on the mat, even if the mat is cool. It may heat up and damage the controller.
8. The most frequent reason for initial controller malfunction is an incorrect order of connection. It is necessary to connect the mat to the controller first, TIGHTLY, and only after this should you plug the controller into the outlet, then turn it on and set the timer. After this you may choose the heating mode, set desired temperature, and/or activate Red Light and PEMF functions. When you disconnect, first turn the controller to OFF, then disconnect the plug from the socket – and only after this (and only if it is necessary), unplug the controller from the mat.
9. Do not disconnect the controller from the mat more frequently than necessary, in order to avoid the connection becoming

loose. If you connect the controller to the power source first (before connecting it to the mat), the safety program will lock the controller and put it in 'safe' mode. It may start to beep or will show OF or other error code on the screen. To reactivate the controller simply reconnect it in the correct order.

10. Choose the best position. FIR amethyst rays penetrate your body, then improved circulation spreads the warmer blood to replace cooler blood – and finally due to bioresonant effects the cells' mitochondria start to produce energy themselves, this is why even after you finish the procedure your body temperature may stay elevated for up to 8 hours, which is good for activity, immune health and rejuvenation. But there is also the local effect when those organs and tissues which are closest to the mat receive more heat. It may be beneficial for them, but the highest levels may also cause some issues with movement if you have stones, etc. If you lay on your right side, please be sure that you do not have gallstones in the bladder and that it is healthy. Heat may cause gallstone movements and cause inflammation and pain. If you lay on the mat on your belly, it is important to protect your genitals. The left side is safer in this regard, but usually laying on one's back is the best position.*
11. If mat is too hard for you, put the 3-D pad and/or cover included into the set on the mat to cushion it and eliminate the crystals' pressure. You can also add several layers of bamboo, cotton sheets or towels on top of your mat, 3-D Pad and cover to make your mat even softer. As soon as your body gets accustomed to the crystals' pressure you may choose to remove the extra layers one-by-one. Protectors and towels are great for sweat absorption during heating procedures or for cushioning. With FIR therapy, some of the heating rays will dissipate if you use a thicker layer on top of the mat and under your body. The same applies to negative ions, but most will still travel through.
12. Always keep your Waterproof Protector on the mat to protect it from spills and dirt. But even if your mat occasionally gets wet, do not worry, it has waterproof layers inside. Just let it completely dry before using it again if it gets wet.
13. Be careful with your first procedure. Use a slow and continuous mode of increasing session intensity. Begin with temperature levels as low as 96°-112°F (35-45°C) and short sessions, no more than a half hour, and gradually increase the length and intensity for several minutes and/or degrees every other day. Remember to drink a lot of water, fresh juices, or herbal teas. Replenish minerals to avoid becoming drained or dehydrated. When you start it is important to avoid overuse, and low temperature burns and get the first benefits in a safe manner without the risks of side effects from a "healing crisis".
14. Most important is to listen to your body as you move forward – "LOW and SLOW". It is easy to overdo if you move ahead too quickly, and the cumulative effects are much more desirable without the

*MediCrystal® products are not intended to diagnose, cure, treat, or prevent any disease, illness or medical condition or to substitute for medical treatment of any kind. Information here is never to be construed as medical advice. These products and statements have not been evaluated by U.S. FDA (please, see Disclaimer in this user guide, page 11).

lightheadedness or other side effects that can come with rapid detoxification. The maximum time for each heat level is not specified. It depends on the mat's size, temperature level, and one's age, health, body size and composition, and many other factors. **Basically, the main rule is to start with low settings and gradually increase the intensity, length and frequency of sessions.** Of course if you are an experienced FIR sauna user, you can start with the maximum temperature level, or you can even use the sandwiched-between-two-mats procedure, but we always recommend checking with your doctor first and using common sense to avoid overuse.

15. **As soon as you are sure that your body reacts fine, you can use your mat as long as you like. Unless you have special needs, you can use it from a few times a week for 30 minutes to 12 hours daily and it should be an enjoyable process.** If you want an intensive sweating sauna-like detox, choose the maximum temperature suitable for your health and cover your body with a blanket or another mat. If you just want comfort, set the medium heat levels at around 112–122°F (45–50°C). If you are just starting out 20 minutes may be enough. Different people react differently and enjoy different modes. Some folks with weakness caused by hypothermia use FIR mats all the time on slightly warm temperature to revive and feel well again. Other people use amethyst heating mats from one hour on high temperature to 12 hours on warm temperature. Be sure that procedures are comfortable for you and bring about a better feeling and more energy, and of course remember to get approval from a health professional.
16. If you accelerate this way, the first aim is to create a feeling of relaxation. **To relax, the standard procedure is to have a short session before bed of about half an hour, starting at 40–50°C, and then decreasing to the lowest levels of 30–40°C.** If these levels cause any lightheaded feeling or overstimulation, the temperature should be set even lower or even the mat should be used in unpowered mode. Especially in the summer, when it can absorb some excess heat from your body and naturally return it in the form of radiant crystal rays to those parts of your body which need better circulation.*
17. **The second target usually is to cause sweating, which is great for detoxifying the body. All intensive high heat procedures should be done with proper rehydration and electrolyte replenishment, and within the first half of the day.** It may take up to an hour to preheat the mat under a thick blanket to a high heat level. Then you can lay on your back on a bare mat, or a mat with a thin protector or a towel on it and cover yourself with a blanket. After the procedure, just leave the bare mat for half hour more while still heating to dry it out. **Of course if your body does not sweat much, you may not start to sweat from the first procedure – but after several sessions it should come.** Drink a lot of hot herbal teas (not cold drinks) before and during the procedure to accelerate sweating. When your body gets used to sweating it will be easier to sweat voluntarily.*

TIPS: USE WITH CAUTION*

1. **Extra care is necessary if you are diagnosed with diabetes.** If patient has a lot of sugar in the blood, it clots the blood vessels and causes nerve disorders. Some people with diabetes can, over time, develop nerve damage throughout the body. It is called diabetic neuropathy. If you have diabetic neuropathy and loss of sensitivity you should use a strict time/frequency/temperature protocol established by your doctor, and only under supervision. You should start very slowly and monitor your blood sugar.*
2. **Titanium pins, rods, artificial joints or any other modern surgical implants usually reflect FIR rays so they should be generally safe. Titanium is only slightly magnetic. It does not perceptively interact with static magnets or PEMF, so it should be safe for such therapy.** But some joint replacements and piercings with other metals may be warmed by infrared rays or react to pulsed magnetic therapy. **So safety precautions should be taken if you**

18. **For FIR Heating, if you lay bare on the bare mat with your body covered with a thick blanket, you will get the maximum “detox” effect, as no heat will be lost or dissipated.** All crystal rays will be radiated into your body. **Some advanced customers even use foil blankets reflecting FIR Rays back to the body, but it is very intensive therapy and it cannot be recommended without a doctor's approval.** Sweat releases a lot of toxins, and the mat releases even those stored in deep fat tissue, into the blood. It may be irritating and erosive to the surface of the mat. That is why something like a sheet or a protector cover under your body is must-have for everybody. Perspiration may also temporarily make you feel worse, but when the sweat is out you should feel refreshed. This procedure is used in some Swiss clinics under medical supervision and brings great results.*
19. **For the first time you can try the PEMF, on the lowest heating levels, for 20–30 minutes to check how your body reacts.** Later if necessary you will be able to use all the functions or any of their combinations together. However, for some folks it is **better not to use PEMF on high heat to avoid overstimulating.** Regarding PEMF function use in the daytime, there are many schemes – the standard is a simple half-hour procedure (it will auto-off after 30 minutes). Or you may choose to cycle it. If you have different frequency controllers or adjustable frequency controller you may try different ways to use to find what works for you the best.
20. Wearing clothes or using covers or sheets on the mat hinders some of the anion effects, but it should not be an obstacle to PEMF or FIR Heat.
21. If you are falling asleep while on mat, turn OFF PEMF function (so that it does not wake you up when after it resumes in 4 hours or if PEMF is programmed for auto cycling). **But most importantly, choose 30°C to 45°C or 86°–110°F low level of FIR Heat before going to bed.***
22. Getting a headache or feeling dizzy is a sign of “healing crisis” (dehydration). It means that you are detoxing too fast. **Lower the temperature, drink more water and stay on the mat for shorter time.** It is important to feel comfortable and enjoy your experience, so listen to your body and adjust procedures accordingly. If your mat is equipped with adjustable frequency controller, it is suggested to start PEMF therapy at a low frequency such as 4 Hz then increase to 8, 10 or 14 Hz. Usually lower frequencies have more calming effects while higher frequencies provide more stimulation and promote activity. If you use a standard controller try PEMF on 10 Hz for 5–10 minutes for the first time. PEMF therapy side-effects are usually either non-existent, or very minor and temporary but they may be observed in users who are hyper sensitive to electromagnetic fields. Usually changing the frequencies or limiting procedure time will help to resolve any issues. Of course if you have any contraindications, you can use your mat without activating the PEMF function at all.

lay with joint replacements in direct contact with the mat. If you lay on your back and knee or hip replacements are above the mat, there should not be a problem. But of course **if you feel any discomfort in the implants area, it would be better to decrease the temperature and procedure length or to turn the PEMF function OFF.** It is also advised that you consult your surgeon and implant manufacturer.*

3. **Silicon implants may be warmed by infrared rays, so safety precautions should be taken if you lay with implants in direct contact with the mat.** If one has breast implants but lays face-up, there should not be a problem. Usually silicon used in medical implants is known to melt at over 200°C (392°F), so it should not be adversely affected by infrared rays. Please, consult your surgeon and implants manufacturer prior to use of heat directly on implants areas.*

4. Heating of the low back or low abdomen areas of a woman's body during the menstrual period may temporarily increase their menstrual discharge. **Some women endure this process to gain the pain relief commonly associated with their cycle,** whereas others simply choose to avoid using the mat during that time of the month.*
5. **It is reasonable to protect groin area, face, head and all other areas sensitive to heat.** If contraception is not your aim, and if you lay on the mat on your belly, it is important to protect your genitals. You can use a cooling pad or make a non-permeable for FIR rays screen with a towel folded many times and covered with several layers of standard aluminum foil. It helps for short procedures.*
6. **Children may use the mat with caution and under supervision of adults, preferably on low heat or negative ions mode only.** Consult with the child's pediatrician before using the FIR mat and use common sense. Do not leave children or toddlers on the mat without supervision. They can walk, play or jump on the mat and damage inner sensors. Children can disconnect cables from the mat and put them into their mouths and get shocked. Take extra care if your child has access to the room where the mat or any other electrical device is located.*
7. **If you use medicines applied by skin patches, you should definitely consult your doctor.** The absorption rate of a transdermal medication can change. If you use an adhesive, it may also unglue from your skin due to sweating.*
8. Cats and dogs love amethyst and gemstone mats. They feel some energies better than humans. We suggest to **have an additional waterproof cover for the mat to protect it from any liquid and make sure your pet will not chew or scratch the cable, controller or pad. We recommend non-powered, non-electric amethyst or gemstone mats for pets.** Consult with a veterinarian prior to use mat for heating, PEMF or red light. Be careful with pets sleeping on the device. It should always be turned off without supervision.*
9. **You should always drink A LOT before the procedure, during the procedure and after the procedure –** if you feel dry mouth it means that there is not enough water in the body. And it should not be just water, you may need to replenish some electrolytes and minerals as Ca, K, Mg, Na. Twitching may be a sign of these salts' serious deficit or imbalance so if you sweat a lot herbal teas, fruit juices, and mineral water rich in K and Mg or mineral supplements may be necessary. Proper hydration also promotes all healing effects improving cellular detoxification.*
10. **Overusing the device on maximum temperature may result in excessive stimulation.** Use moderately on high temperature. Even if your mat can heat in a continuous mode, it is strongly recommended not to use the high heat settings for more than 3 hours for your safety! Some temporary symptoms of organism detoxification (healing crisis) may occur especially if you start too fast.*
11. **Detoxification high heat program should not be done without a doctor's approval and supervision.** Some drugs, chemicals, and toxins which we take into our bodies with air or food end up getting stored in our fat tissue. They can affect you as you

mobilize them and sweat them out. Before toxins are excreted and exit through the sweat pores they are absorbed from your decomposed by FIR heat fat tissues into the bloodstream. While traveling on their way to be eliminated, substances can exert the same effects that they do when you had originally taken them. **If a lot of residue was accumulated in your fat tissue and their release is too fast, the buildup of these poisons can make you feel worse. That is what is called detoxification or a healing crisis.** If you are chemically allergic or extra sensitive, the dangers of infrared therapy, regarding the release of toxins, may be serious. If you feel any signs of healing crisis, stop using the mat and consult your doctor as the same symptoms may be also the signs of serious illness.

12. William Rea, MD, one of the most knowledgeable doctors in the world regarding environmental toxicity and sauna detoxification, warns: **“Uncontrolled, too-rapid mobilization can have devastating effects on chemically sensitive patients.”** Of course it does not mean that chemically sensitive people cannot get rid of toxins. Just that it should be done very slowly and carefully, and with a doctor's supervised detox program. **Slowly and gradually increasing heat level, session length, and frequency is the best path forward** and it is important to immediately decrease intensity, duration and frequency of sessions and contact your health professional if you feel symptoms of a healing crisis.*
13. The most important thing when you start to use the mat is to avoid acupressure overstimulation and overheating. **If you would like to sleep on your mat, do it slowly, adapting your body to the pressure.** You can start with shorter sessions at bedtime with 3-D Pad and extra cushioning layers and move forward gradually. It is like acupuncture – there's no need to overstimulate the body from the outset, it is better to increase the intensity of pressure slowly and continuously.
14. The same careful approach is appropriate to heat therapy. **Our skin sensors can easily detect the high temperature caused by standard conduction heat, but our ability to feel the effects of radiant infrared heat is limited.** The FIR warmth is much more penetrating, so the mat should be used on much lower sensible temperature than a standard heating pad, and it demands extra care, especially for long or all-night use. This especially refers to the larger sized mats, which are very powerful. **Please use such mat only on the lowest setting while sleeping.**
15. Minor reactions to low intensity PEMF therapy may occur in some individuals and is part of the detoxification and healing process. Because PEMF therapy results in many activities within the body, some people may experience some slight discomfort, especially when using it for the first time. Lower frequencies from 1 to 10 Hz are least likely to cause a negative reaction and are optimal for relaxation and general wellness.

Use common sense, self-educate, listen to your body and we hope you experience as many positive results as we have, now that you have your own MediCrystal® mat.

TIPS: TROUBLESHOOTING

1. **Ensure the electrical wall socket that you've plugged the mat into is working correctly.** Plug another device into it to ensure it has power. If it is not working, consider checking the electrical panel as a breaker may have popped (or broken) and needs to be reset. Or try another electrical wall socket that you have verified is powering other devices. If you are using a surge protector, ensure it is working properly. Plug another electrical device into and verify that it is working.
2. **Ensure the controller's mat plug is pushed all the way in to the mat's receptacle socket so that it is snug tight with no space at all between the plug and the mat's socket.** A loose connection can cause loss of signal exchange between the mat and the controller, and when too many errors accumulate the controller's calibration may fail. Controller will show error messages or the mat will not heat up properly.

*MediCrystal® products are not intended to diagnose, cure, treat, or prevent any disease, illness or medical condition or to substitute for medical treatment of any kind. Information here is never to be construed as medical advice. These products and statements have not been evaluated by U.S. FDA (please, see Disclaimer in this user guide, page 11).

3. Make sure that the power button on the controller has been turned ON. The controller may show "OFF" on display. It means that either preset heating time is over or the connection between controller and mat is lost. Try adding time, powering the controller ON/OFF, or reconnecting it.
4. Please activate the timer button and choose one of the timer settings for the mat to start heating. **Some models of the controllers do not activate the heating and other functions unless a timer is set.**
5. Frequent reason for the new controller fault and errors is an incorrect order of controller connection. Please, **first connect the mat to the controller, and only after this plug the controller into an electrical outlet and turn the controller ON.** When you disconnect, first turn it OFF, then disconnect the plug from the socket, and only after this unplug the controller from the mat. **If you connect the controller to the power source first, the safety program may lock it and go into safe mode.** It may start to beep or will show OF or OP error on the screen. The same may happen if there is a loss of signal interchange between the mat and the controller. **To reset it just reconnect it in the correct order.**
6. **If controller shows errors, the easiest way to solve the problem is to reset it.** Disconnect the plug from the socket first and then from the mat connection terminal. When you disconnect the plug from the mat, please always do it carefully with two hands, holding the connector with one hand while the other hand pulls the plug. Pull the plug out of the connector on the mat carefully as well. **Do not pull it by the cable or the connection between the mat terminal and the controller plug may become loose.** After this always first reconnect the controller to the mat tightly and then plug it into an electrical outlet again. Be sure that the socket has electrical power, this can be tested by using any other electrical device.

Reconnection and reset are the most common ways to eliminate errors and reload the controller.

But if reconnection or any other way of troubleshooting do not improve the situation, it likely means that there is a problem with the controller. If your controller was not accidentally damaged or flooded we will replace it ASAP, fast and free.

For warranty service, please contact us at support@MediCrystal.com

7. **Do not worry if your mat is not hot to touch.** The FIR Amethyst Mat does not work like a conventional heating pad. Most of the energy from the mat, in the form of Far Infrared Rays heat, is transferred by radiation, and not by conduction (as is the case with standard heating pads, which are hotter to the touch but do not heat the body much). If the mat is left uncovered, it should be slightly warm on lower levels, warm on medium levels and very warm on high levels – but the transferred heating energy is actually much higher, and this warmth is far more penetrating. So the mat should be used on a much lower, more prudent temperature than a standard electrical heating device – and it demands extra care, especially for all night use.
8. **It usually takes around 30-60 minutes for the Mat to reach the maximum temperature if you put both a thick protector and a thick blanket on top.** The heating stops and resumes again when the mat cools down, to maintain the set temperature. During this time, the gems become very warm and emit radiant Far Infrared rays. For extra electrical safety the heating wires are positioned a short distance from the mat's edges so that the end tubes with crystals are heated indirectly by other stones (these stones may have a lower temperature). The surface temperature of the bare mat under the blanket, or under your body if you are on the mat, becomes hot to the touch, especially in those areas which are covered by film or mesh. **At maximum heat level it will reach 140°-150°F on the surface, if measured immediately after you stand up or remove the thick blanket. But if you measure the bare mat surface temperature in several minutes again it will be much lower, around 110-130°F.** If the mat is uncovered, and room temperature is low or the air flow is strong, it will cool the mat very quickly. This is normal – when preheated, the crystals transfer most of the energy in the form of Far Infrared Rays. Hot stones radiate heat very quickly. If you keep your mat open without the protector pad, blanket, or your body on it, the heat is dissipated – and though the controller may continue to show rather high temperature inside the mat's heating elements, the surface will be merely warm to touch even on highest level.

You will not have to clean your mat at all If you cover it with our 3-D Air Mesh Pad Protector, use MediCrystal Waterproof Cover, or at least a cotton or bamboo towel all the time.

Your MediCrystal® Mat will stay clean for a very long time unless you use it uncovered or spill something on it.

1. Before cleaning, turn off the mat using the button on the controller and then unplug the device from its power source.
2. Do not use chemical solvents such as benzene or thinner or aggressive cleaning agents on the controller or mat, as they may damage the device.
3. Clean it as you would clean any leather or suede product that has electrical parts inside. Do not wash the device or controller with water. Do not put the device or the controller in a washing machine or dryer.

All new mats are covered for home use by 1-year limited warranty. The warranty period starts from the date of purchase.

This warranty does not cover normal wear and tear, user abuse, physical impacts or damage, professional or commercial use, and applies to:

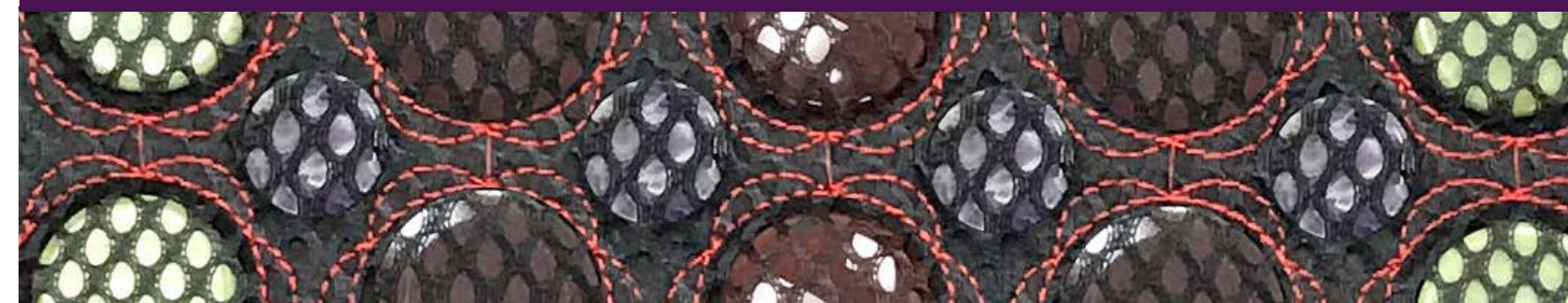
- The original owner / purchaser of the product only
- Normal personal or family use of product in a general home/office environment.

MediCrystal LLC warrants to the original purchaser that the products are free of defects in workmanship and materials, during the applicable warranty period.

Information provided hereby is for reference purposes only and is not intended to recommend our devices as a drug or as a diagnosis for any illness or disease condition; nor as a product to eliminate disease or other medical condition and is not a substitute for professional medical advice. MediCrystal LLC does not make any medical claims, real or implied, as to benefit of our products, devices and methods. No MediCrystal® products or statements have been evaluated by the FDA, nor has the FDA approved these products to diagnose, cure, or prevent disease in humans or in pets. FDA registration of devices manufacturer does not mean that the device is intended for medical use, treatment of cancer or any other diseases or medical conditions, or can be a replacement of doctor's advice or traditional medical care and therapy. There are contraindications and it is your responsibility to consult health professional prior to use of MediCrystal® products. Specific medical advice should be obtained only from a licensed health care professional. These and all other MediCrystal® products are non-medical, non-medicinal devices and are not intended to diagnose, treat, or prevent any disease or condition. All MediCrystal®

MediCrystal® and ThermoGem® are registered with USPTO trademarks of MediCrystal LLC. All information in this user guide and on websites MediCrystal.com, ThermoGem.com and/or AmethystMat.com is the intellectual property provided for customers' home use only. It cannot be copied, reproduced, posted on the Internet or used in any other manner without written permission of MediCrystal LLC.

© All rights reserved by MediCrystal LLC 2016.



4. Do not get the mat wet. But even if occasionally you spilled something and the mat was not covered with a waterproof protector, do not worry, it has waterproof layers inside. Just let it completely dry before using it again. Then test it on high heat for an hour before laying your body on the mat. Remember that ironing the device is strictly prohibited.
5. Use only a slightly wet cloth (soap water can be a good choice) to wipe off dirt and dust. You could also use a vacuum to remove any dust from the surface of the mat.
6. You may leave your mat with protectors on high heat for 1 hour each week to completely self-clean and disinfect.

WARRANTY

After the warranty expires, we will still take care of any repairs, at minimum cost.

Whether the problem is with the mat itself or the controller, we will provide you with a replacement as soon as possible.

Shipping and return shipping are both free for warranty issues.

You can also buy a 5-year extended home use warranty or 2 years professional use warranty.

It costs 50% for mats with additional functions like PEMF or Photons.

To activate warranty or purchase additional one, please, contact us at support@MediCrystal.com

LEGAL DISCLAIMER

products are marketed for consumer home use and the customer holds ultimate responsibility for any use of the device or information and for all consequences. MediCrystal LLC assumes no responsibility for the improper use of and self-diagnosis and/or treatment using the products. You fully understand that the use of the products and related information is solely done at your own risk. MediCrystal LLC does not represent or warrant that these materials are accurate, complete, current, reliable or error-free. None of MediCrystal LLC or any of its directors, employees, agents or representatives will be liable for damages, claims, expenses or other costs including without limitation legal fees arising out of or in connection with the use of, or inability to use, any information contained here, in the information, owner's guide or websites. This is a comprehensive limitation of liability that applies to all damages of any kind, including without limitation compensatory, direct, indirect, and exemplary and all other damages, income or profit loss or damage to property and claims of third parties.

TIPS: TAKING CARE OF YOUR MAT

1. The mat should not be used outside if you are not sure about weather. **Use it indoors on flat surface as massage table, bed, sofa, mattress or floor.** It's ok if the surface is not ideally hard and flat as board.
2. **Only the flexible MediCrystal® pads and blankets can be bent to wrap your body or used on chair or recliner while heating.** Classic Mini Mat (20x32") can also be bent up to 90° degrees to cover your body while heating. Chair Mat is a preferable choice for sitting therapy. 4-gems MediCrystal® mats have PEMF coils and cannot be used in bent condition.
3. Sometimes controllers and even mat issues happen after power spikes. When hurricanes or storms are approaching, if you are not going to use your mat for a while, or if you are leaving your home for a weekend or vacation it is better to unplug the mat from the socket. The best is to keep the mat unplugged from the power socket always while it is not in use.
4. No need to unplug the controller connector from the mat connection terminal frequently. **If the controller always remains connected to the mat it is OK as this only helps prevent the connection from loosening.** Just remember to verify the tightness of the connections from time to time, especially if you sleep on your mat. If you have to disconnect the plug of the controller from the mat connection terminal always do this carefully and with both hands. Hold the connector with one hand while pulling the plug carefully with the other hand. **If pulled by the wire it can break, or the connection may eventually become loose and the mat will not work correctly.**
5. Please take care of your mat and it will be your friend for a long time. The mat is great for meditation, sleeping, and healing procedures, if laying calm on it without a lot of movement. Never apply pressure or step on it. Dogs and especially cats adore the mat and can use it but this should be under your supervision. Do not allow heavy dogs to play in the same room. Children like to jump but it may be very harmful if they jump on the mat. There are a lot of tiny electronic parts inside the mat such as bimetal switches, temperature sensors, etc. Occasional acute pressure may damage them. In order not to damage the inner sensors and heating system electronics **avoid impact, walking, standing, training, doing any active exercise on the mat. Do not allow any heavy or sharp objects to be put on or fall on it. Never fold the mat while hot, never heat it in folded condition.**
6. Most MediCrystal® Mats come folded with the top surface with crystals upside. But some models of MediCrystal mats come folded with crystals inward. Please, always fold the mat for storage, same as it was folded when you received it. **If the mat is folded in the wrong direction, it may be damaged. Do not fold it too tightly and never put heavy objects on it.**
7. **Do not store the mat vertically along the wall.** Store the device in the bag provided. Consider storing the controller and plug separately so that the sharp edge of the power socket plug does not damage the mat's soft leather or suede. Do not store the device in a humid, dusty or oily place. Store it in a clean ventilated storage room or closet.

Please, watch our
educational videos on
Youtube/MediCrystal



MediCrystal[®]

MEDICRYSTAL LLC
30 N Gould Street, #5304
Sheridan WY 82801, USA
phone (800) 362-2088
e-mail: MediCrystal@MediCrystal.com
website: www.MediCrystal.com