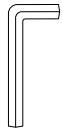


woom™ SURFBOARD

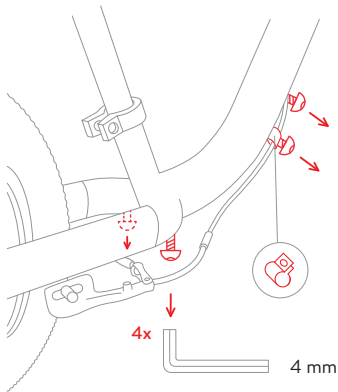
KIT



TOOLS



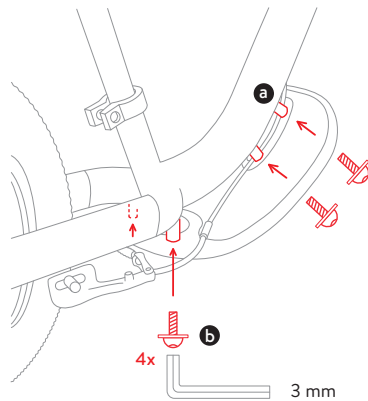
Inbus 3 mm
Inbus 4 mm



Step 1

Alle 4 Schrauben und den Kabelhalter entfernen

Remove all 4 screws and the plastic clip



Step 2

woom Surfboard mit den beigelegten Schrauben und Distanzhülsen montieren

Mount the woom surfboard with the screws and spacer included



woom GmbH
Industrasse 1-7 / Halle 14 / Top 5
3400 Klosterneuburg
Europe / Austria

woombikes.com