


MANUAL DE MONTAGEM

ASSEMBLY INSTRUCTIONS

INSTRUCCIONES DE MONTAJE

NOTICE DE MONTAGE

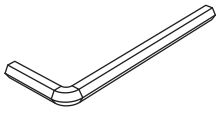
MONTAGEANLEITUNG



COD: 1015000

REV. 05 - 27/07/20

cod. 9267-1x



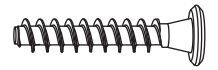
A

cod. 7291-4x




B

cod. 9349-12x




C

DESCRIÇÃO/ DESCRIPTION/ DESCRIPCIÓN / DESCRIPTION / BESCHREIBUNG






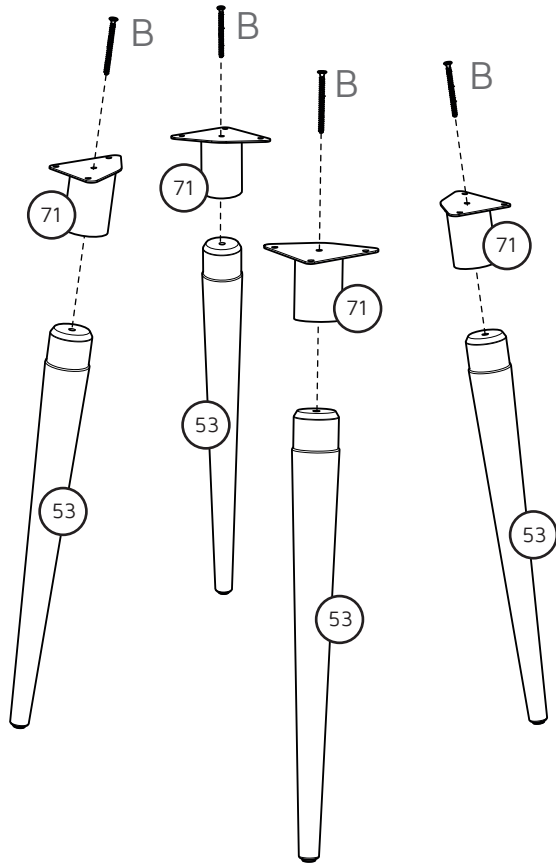
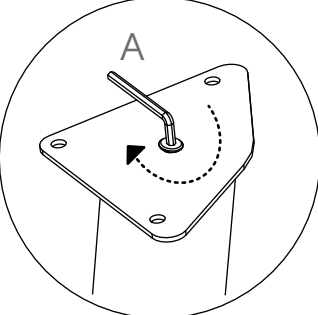
L:1150mm A:781mm P:1150mm
 W:45.27 in H:30.74 in D: 45.27 in
 L:1150mm A:781mm P:1150mm
 L:1150mm H:781mm P:1150mm
 B:1150mm H:781mm T:1150mm

CÓD:1015000							
PEÇA PART PIEZA STÜCK	QUANTIDADE QUANTITY CANTIDAD QUANTITÉ MENGE	DESCRIÇÃO	DESCRIPTION	DESCRIPCIÓN	DESCRIPTION	BESCHREIBUNG	CAIXA BOX CAJA BOÎTE BOX
01	01	TAMPO	TOP PANEL	PANEL SUPERIOR	PLATEAU	PLATTE	02
53	04	PÉ MADEIRA PALITO	ANGLED WOOD LEG	PATAS INCLINADAS	PIED EN BOIS	BEIN	01
71	04	SUORTE DE AÇO	STEEL BASE	BASE METALICA	SUPPORT EN ACIER	STAHLAUFLAGE	01

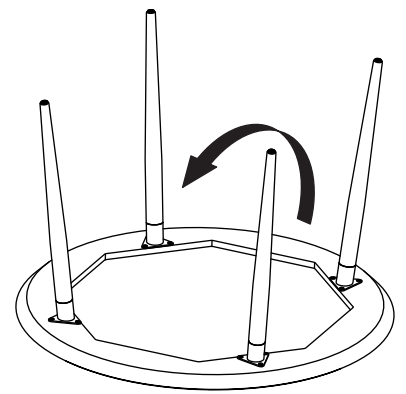
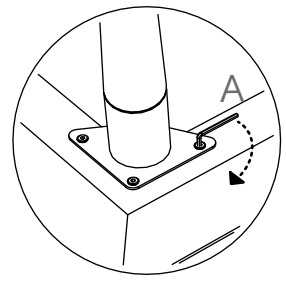
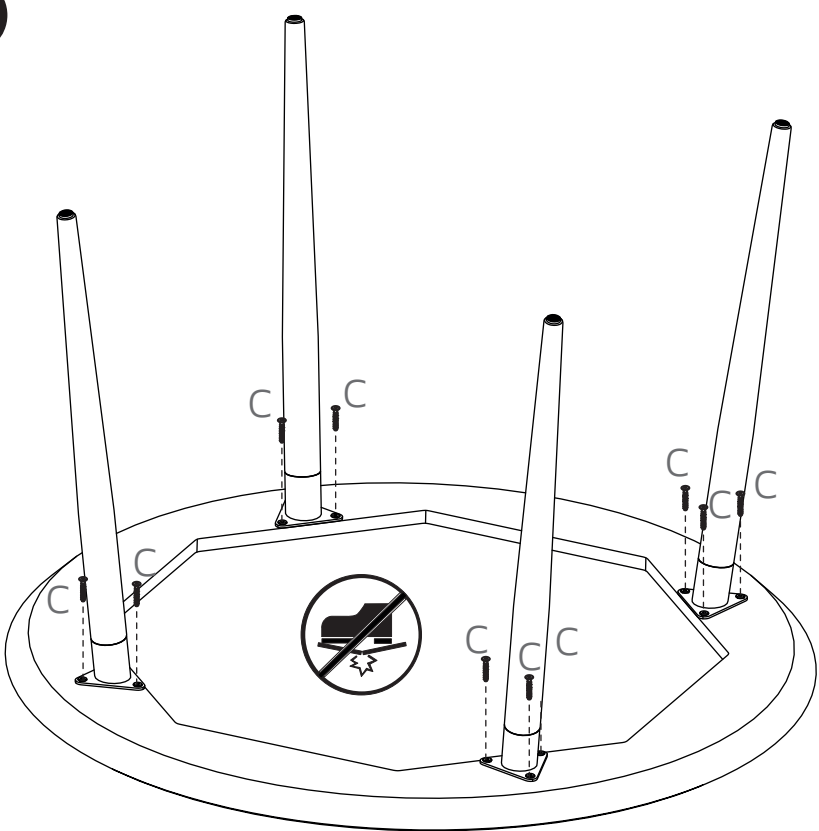


01

COD. 9267 A	COD. 9349 B	COD. 7291 C
		



02



03

