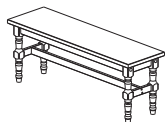



MANHATTAN
COMFORT



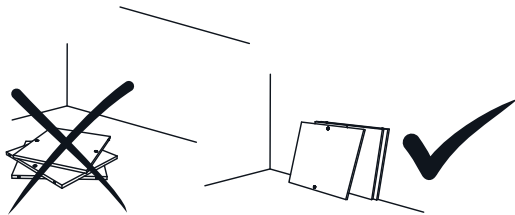
Jay Bench

Model# 34150, 34163, 34184

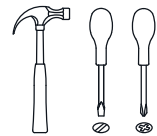


For Best Results

- Do not throw away packaging materials until assembly is complete.
- Assemble item on a soft surface, such as cardboard or carpet, to protect finish.
- Proper assembly requires two people.



Tools Required

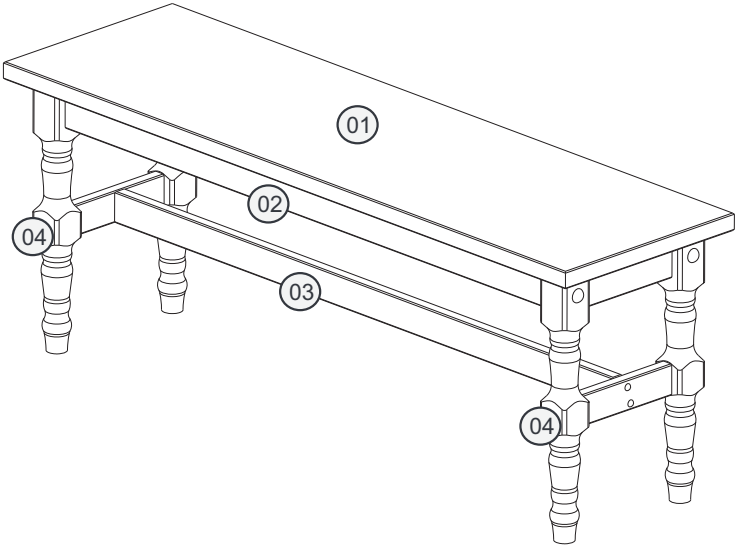


View our assembly video online
www.manhattancomfort.com

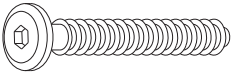
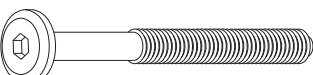

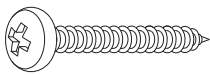




Stuck? Questions? We are here to help.
1-888-230-2225
help@manhattancomfort.com

Included in this Package



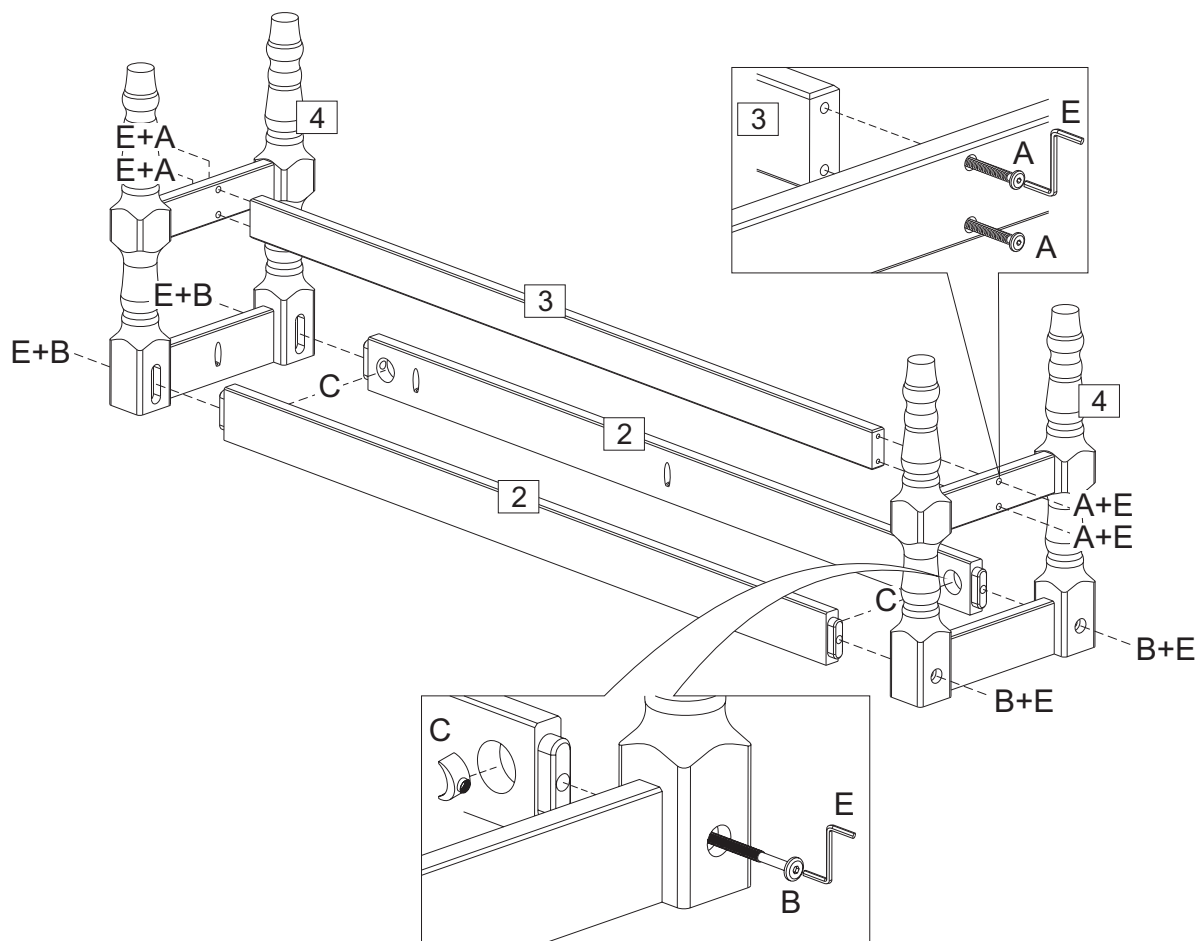
01.Seat	x1
02.Rail	x2
03.Rail	x1
04. Front Legs	x2

A  Ø7,0x50mm Bolt x 4	B  Ø1/4x80mm Bolt x 4	C  1/4 Nut x 4
D  Ø3,5x35mm Screw x 8	E  Allen key x 1	F  Tap x 4

STEP 1

Take 02 and 03 and lay them with the umished side up.

Screw 2x0599 into the smaller predrilled holes.



STEP 2

Take 2x04 and hammer
2x0329 into each of them.

