



---

*2020 Polling Surveys*

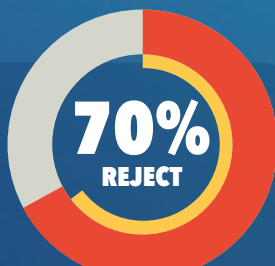
---

# WHAT OUR POLLING SAYS ABOUT *VICTORY in 2020*

## REJECT SINGLE-PAYER



*"Do you favor or oppose doing away with all private health insurance companies and creating a government run healthcare system?"*



• (64% of Independents)  
Congressional Battleground



• (68% of Independents)  
Swing-State



• (56% of Independents)  
National

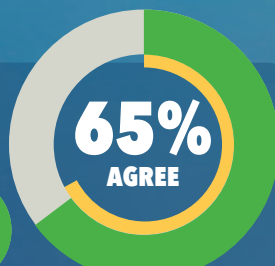
## OPPOSE SOCIALISM



*"Socialism is a bad economic system that leads to bigger government, less freedom, worse economic conditions, and more welfare dependency."*



• (57% of Independents)  
National



• (68% of Independents)  
Swing-State

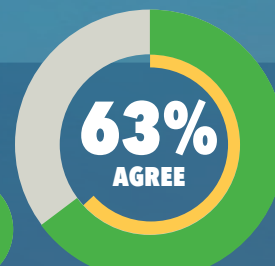
## FIX IMMIGRATION



*"The migration problem at the U.S. border is a national emergency."*



• (50% of Independents)  
National

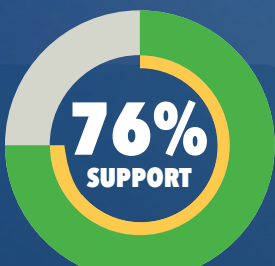


• (62% of Independents)  
Swing-State

## PROTECT LIFE



*"Do you support or oppose requiring doctors to provide medical care to infants who survive an abortion?"*

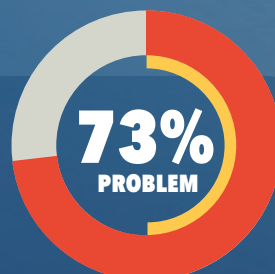


• (76% of Independents)  
National

## REJECT POLITICAL CORRECTNESS



*"Do you think that political correctness is a major problem, minor problem, or no problem at all?"*



• (50% of Independents)  
National

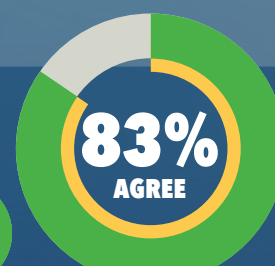
## JOB AUTOMATION & OUTSOURCING



*"There are a significant number of jobs and careers that will not exist in America in 10 years due to automation and outsourcing."*



• (82% of Independents)  
Congressional Battleground



• (83% of Independents)  
Swing-State



---

---

*National Survey*

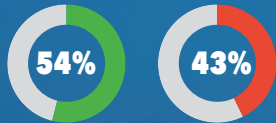
---

---

## ISSUE - Immigration

“DO YOU AGREE OR DISAGREE WITH THIS STATEMENT? “ILLEGAL IMMIGRATION AFFECTS MY LIFE.” ”

## TOTALS



## LEGEND

● Agree

● Disagree



Totals

54%

43%



Democrat

33%

65%



Republican

78%

19%



Independent

53%

44%



Urban

44%

52%



Rural

63%

35%

Suburban  
Men

58%

40%

Suburban  
Women

48%

49%

College  
Degree

51%

47%

No College  
Degree

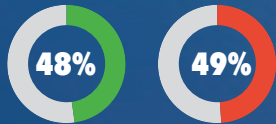
58%

38%

## ISSUE - Immigration

“DO YOU SUPPORT OR OPPOSE BUILDING A WALL ON THE U.S. BORDER WITH MEXICO TO HELP PREVENT ILLEGAL IMMIGRATION?”

## TOTALS



## LEGEND

● Support

● Oppose



Totals

48%

49%



Democrat

14%

82%



Republican

86%

12%



Independent

48%

50%



Urban

38%

61%



Rural

59%

39%

Suburban  
Men

53%

45%

Suburban  
Women

38%

56%

College  
Degree

42%

56%

No College  
Degree

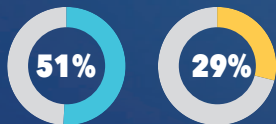
56%

40%

## ISSUE - Immigration

“IF MORE LEGAL IMMIGRANTS ARE ADMITTED TO THE UNITED STATES, SHOULD PRIORITY BE GIVEN TO IMMIGRANTS BASED ON THEIR SKILLS OR SHOULD FAMILY MEMBERS IN OUR COUNTRY?”

## TOTALS



## LEGEND

● Skills

● Family



Totals

51%

29%



Democrat

34%

45%



Republican

69%

14%



Independent

54%

25%



Urban

47%

37%



Rural

53%

27%

Suburban  
Men

56%

24%

Suburban  
Women

49%

29%

College  
Degree

49%

32%

No College  
Degree

54%

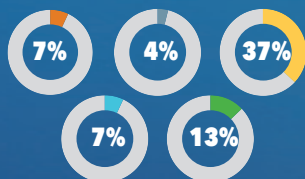
25%



## ISSUE - Immigration

“WHEN IT COMES TO ILLEGAL IMMIGRATION, WHICH OF THE FOLLOWING DO YOU THINK IS THE BIGGEST CHALLENGE ILLEGAL IMMIGRANTS POSE TO AMERICA?”

## TOTALS



## LEGEND

Take Jobs Away

Commit Violent Crimes

Overuse Social Services

Undermine Culture

All of the Above



Totals



Democrat



Republican



Independent



Urban



Rural

Suburban  
MenSuburban  
WomenCollege  
DegreeNo College  
Degree

7%

7%

7%

6%

8%

7%

4%

7%

5%

9%

4%

1%

9%

1%

4%

4%

4%

4%

3%

5%

37%

24%

47%

43%

38%

40%

38%

30%

37%

36%

7%

8%

6%

5%

7%

7%

7%

6%

6%

8%

13%

5%

23%

10%

8%

17%

14%

12%

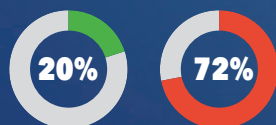
10%

16%

## ISSUE - Education

“IN GENERAL, DO YOU THINK A FOUR-YEAR COLLEGE DEGREE IS WORTH THE PRICE OF COLLEGE TUITION TODAY?”

## TOTALS



## LEGEND

Yes

No



Totals



Democrat



Republican



Independent



Urban



Rural

Suburban  
MenSuburban  
WomenCollege  
DegreeNo College  
Degree

20%

26%

16%

17%

21%

18%

21%

22%

24%

14%

72%

64%

78%

75%

71%

76%

72%

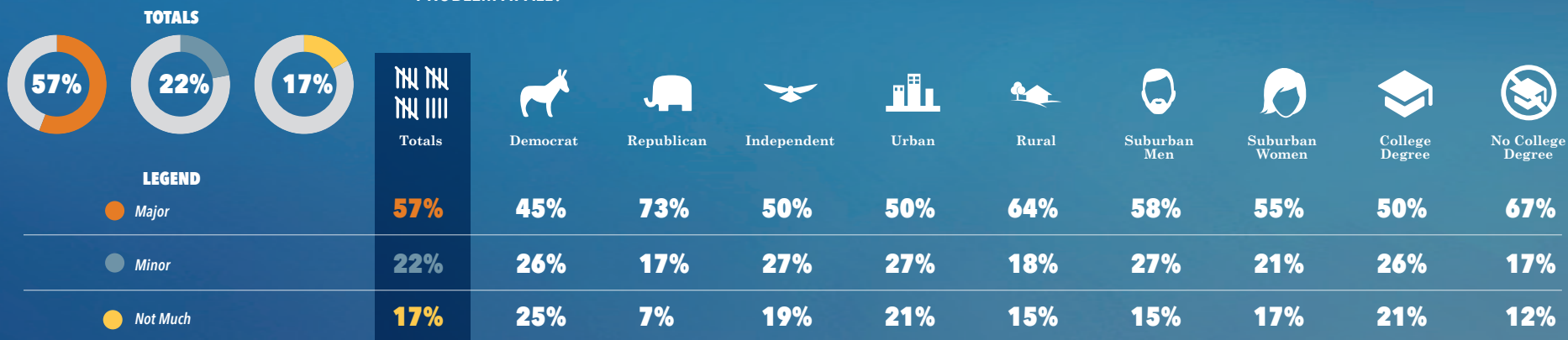
69%

68%

78%

## ISSUE - Culture

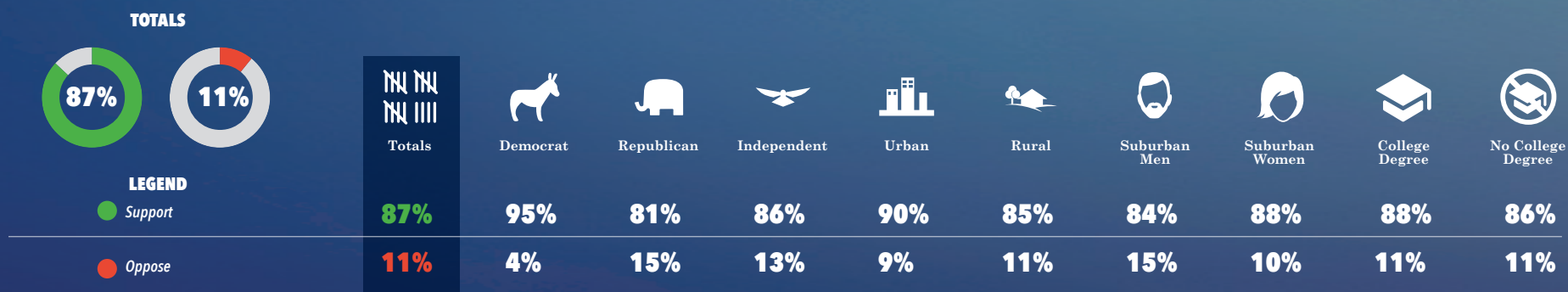
“IN AMERICA TODAY, WOULD YOU SAY THAT POLITICAL CORRECTNESS IS A MAJOR PROBLEM, A MINOR PROBLEM, OR NOT MUCH OF A PROBLEM AT ALL?”



Do you support or oppose the following federal government policy proposals?

## ISSUE - Gov. Policy

“INCREASED FUNDING FOR JOB TRAINING PROGRAMS”

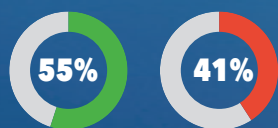


*Do you support or oppose the following federal government policy proposals?*

## ISSUE - Gov. Policy

### “COLLEGE STUDENT LOAN FORGIVENESS”

#### TOTALS



#### LEGEND

Support

Oppose



Totals

55%

41%



Democrat

80%

17%



Republican

30%

66%



Independent

50%

45%



Urban

66%

31%



Rural

49%

46%



Suburban  
Men

48%

49%



Suburban  
Women

58%

37%



College  
Degree

54%

42%



No College  
Degree

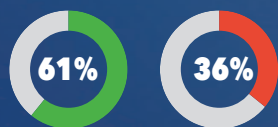
56%

41%

## ISSUE - Gov. Policy

### “RAISING INCOME TAXES ON THE TOP TEN PERCENT OF INCOME EARNERS”

#### TOTALS



#### LEGEND

Support

Oppose



Totals

61%

36%



Democrat

82%

16%



Republican

38%

57%



Independent

61%

35%



Urban

66%

31%



Rural

55%

40%



Suburban  
Men

56%

42%



Suburban  
Women

70%

28%



College  
Degree

63%

34%



No College  
Degree

58%

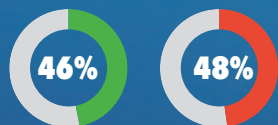
38%



ISSUE - *Life*

“IN GENERAL, ON THE ISSUE OF ABORTION, DO YOU CONSIDER YOURSELF MORE PRO-LIFE OR MORE PRO-CHOICE?”

## TOTALS



## LEGEND

● Pro-Life

● Pro-Choice



Totals

46%

48%



Democrat

22%

73%



Republican

75%

21%



Independent

43%

49%



Urban

39%

57%



Rural

55%

40%

Suburban  
Men

43%

49%

Suburban  
Women

39%

53%

College  
Degree

41%

53%

No College  
Degree

52%

42%

ISSUE - *Life*

“NOW MORE SPECIFICALLY, WHICH OF THE FOLLOWING VIEWS ABOUT ABORTION COMES CLOSEST TO YOUR OWN?”

## TOTALS



## LEGEND

● Permitted in all cases

● Permitted in some cases

● Illegal in most cases, but some exceptions

● Illegal in all cases



Totals

18%

22%

45%

9%



Democrat

31%

29%

30%

5%



Republican

5%

11%

65%

15%



Independent

15%

26%

44%

6%



Urban

25%

24%

40%

8%



Rural

13%

17%

52%

13%

Suburban  
Men

18%

26%

42%

8%

Suburban  
Women

20%

23%

45%

6%

College  
Degree

20%

26%

39%

8%

No College  
Degree

15%

15%

54%

11%



ISSUE - *Life*

“DO YOU SUPPORT OR OPPOSE REQUIRING DOCTORS TO PROVIDE MEDICAL CARE TO INFANTS WHO SURVIVE AN ABORTION PROCEDURE?”

## TOTALS



## LEGEND

Support

Oppose



Totals



Democrat



Republican



Independent



Urban



Rural

Suburban  
MenSuburban  
WomenCollege  
DegreeNo College  
Degree

76%

71%

85%

76%

76%

80%

74%

74%

74%

80%

10%

12%

6%

10%

13%

7%

12%

13%

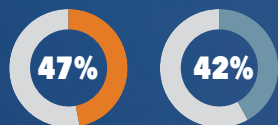
12%

8%

ISSUE - *Social Issues*

“DO YOU THINK THE MOVEMENT IN FAVOR OF ADDITIONAL LEGAL RIGHTS FOR GAY, LESBIAN, AND TRANSGENDER PEOPLE IS MOSTLY ABOUT EXPANDING EQUALITY AND HUMAN RIGHTS OR MOSTLY ABOUT ADVANCING A LIBERAL AGENDA THAT UNDERMINES TRADITIONAL RELIGIOUS VALUES?”

## TOTALS



## LEGEND

Expanding Equality

Liberal Agenda



Totals



Democrat



Republican



Independent



Urban



Rural

Suburban  
MenSuburban  
WomenCollege  
DegreeNo College  
Degree

47%

65%

23%

53%

56%

35%

45%

58%

53%

37%

42%

23%

67%

39%

33%

54%

44%

33%

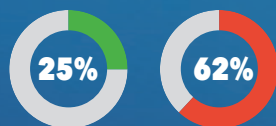
38%

50%

ISSUE - *Social Issues*

“DO YOU THINK TRANSGENDER BIOLOGICAL MALES SHOULD BE PERMITTED TO PLAY HIGH SCHOOL AND AMATEUR SPORTS ON FEMALE TEAMS?”

## TOTALS



## LEGEND

● Yes

● No



Totals

25%

62%



Democrat

44%

40%



Republican

9%

85%



Independent

20%

63%



Urban

30%

55%



Rural

21%

68%



Suburban Men

16%

73%



Suburban Women

37%

51%



College Degree

27%

58%



No College Degree

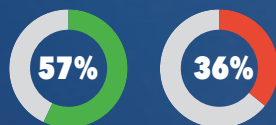
23%

68%

ISSUE - *Extremism*

“SOME NATIONAL DEMOCRATS HAVE BEGUN TO SUPPORT POLICIES SUCH AS BANNING SPEECH THEY FIND OFFENSIVE, A GOVERNMENT-ONLY HEALTHCARE SYSTEM, OPEN BORDERS, AND SOCIALISM. DO YOU AGREE OR DISAGREE THAT NATIONAL DEMOCRATS ARE BECOMING INCREASINGLY EXTREMIST?”

## TOTALS



## LEGEND

● Agree

● Disagree



Totals

57%

36%



Democrat

30%

60%



Republican

90%

8%



Independent

56%

37%



Urban

50%

42%



Rural

68%

27%



Suburban Men

60%

37%



Suburban Women

49%

42%



College Degree

52%

42%



No College Degree

66%

27%



---

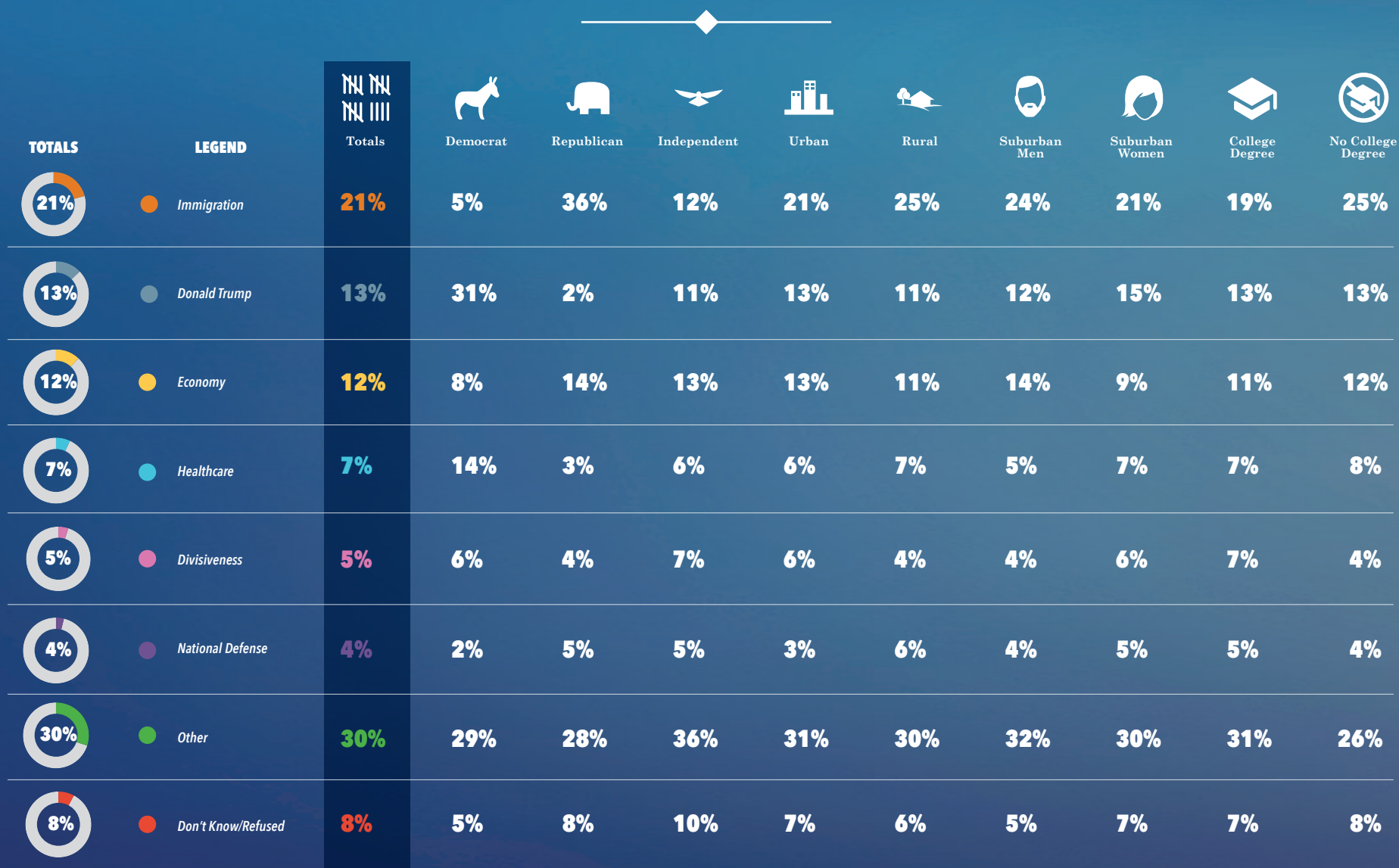
---

*Congressional  
Battleground*

---

---

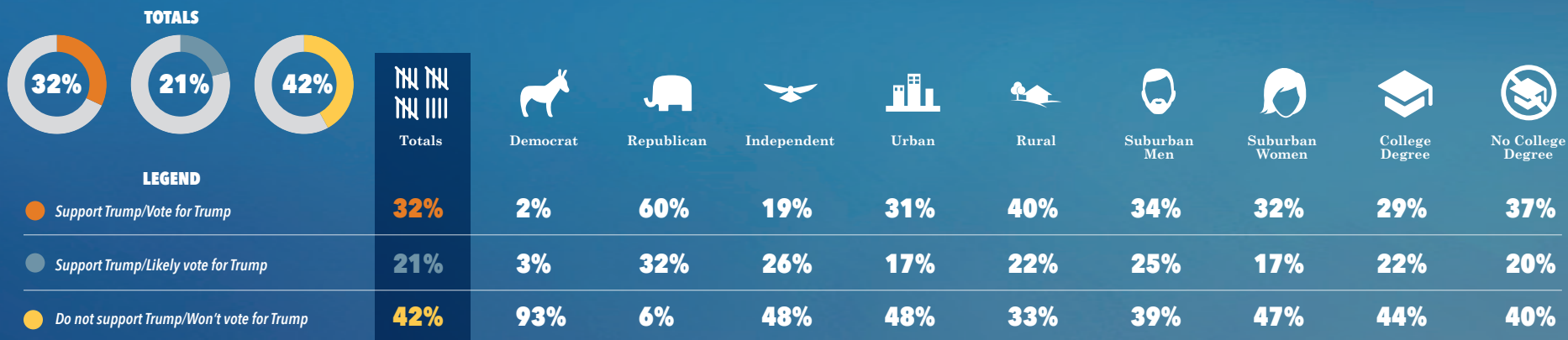
*In your opinion, what is the single most important issue facing the country today?*  
(note: responses were open-ended)





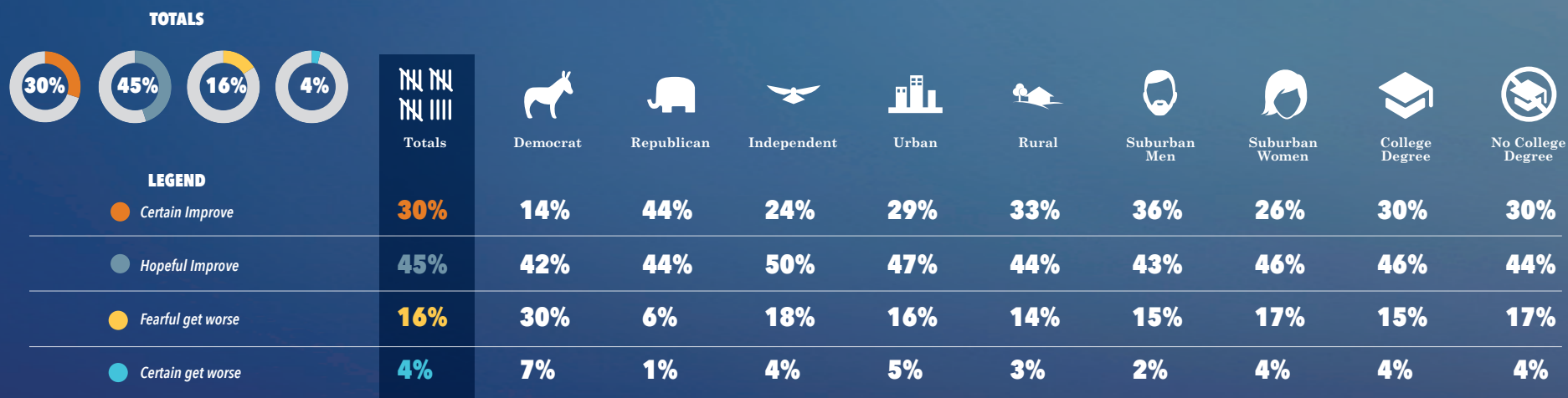
## ISSUE - Politics

“Thinking about the 2020 presidential election, please tell me which of the following comes closest to your opinion.”



## ISSUE - Economy

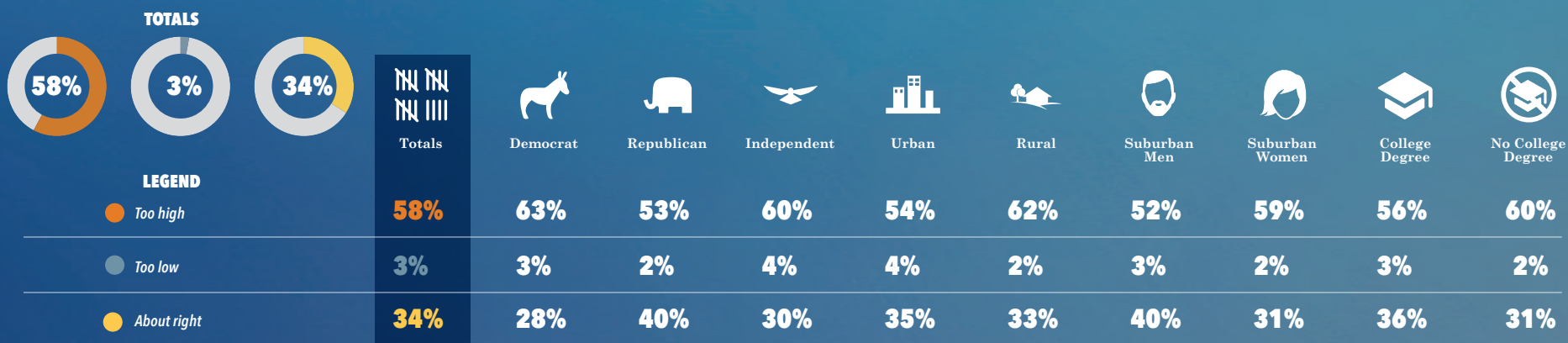
“Thinking about you and your family's financial situation, which of the following statements do you most agree with?”



*Thinking about taxes, I am going to read you several different types of federal taxes, for each one please tell me if you think they are too high, too low, or about right*

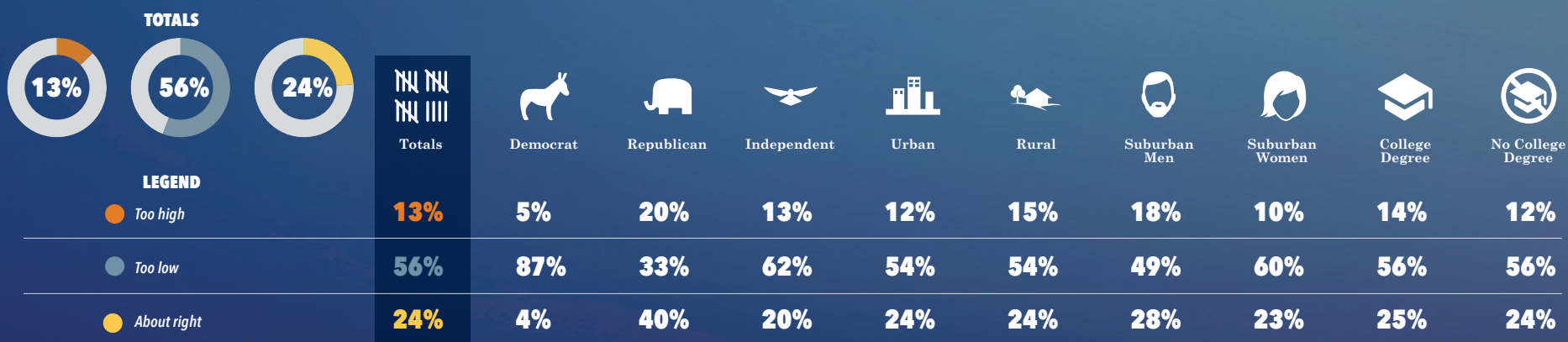
## ISSUE - Taxes

“Taxes on middle class Americans.”



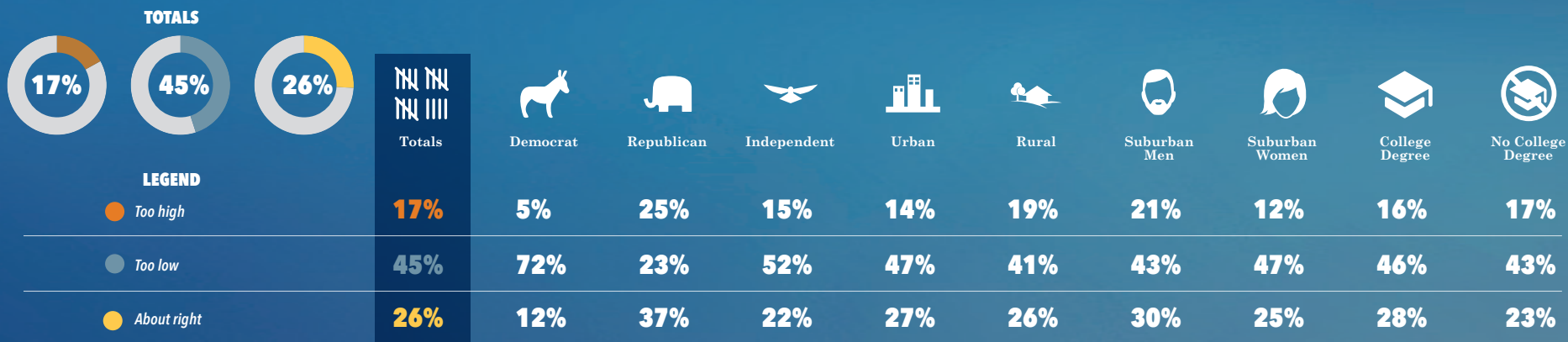
## ISSUE - Taxes

“Taxes on the richest 10% of Americans.”



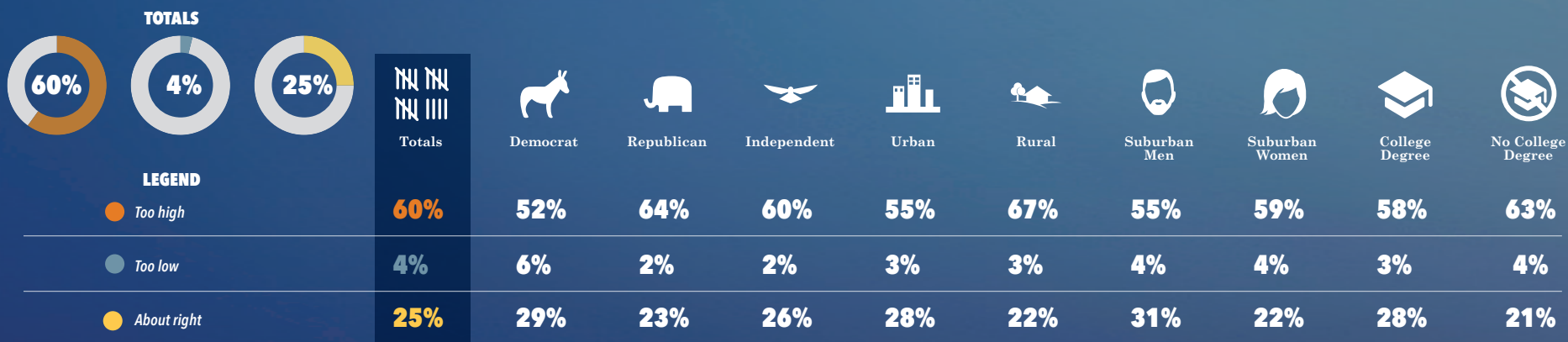
## ISSUE - Taxes

“Taxes on Corporations.”



## ISSUE - Taxes

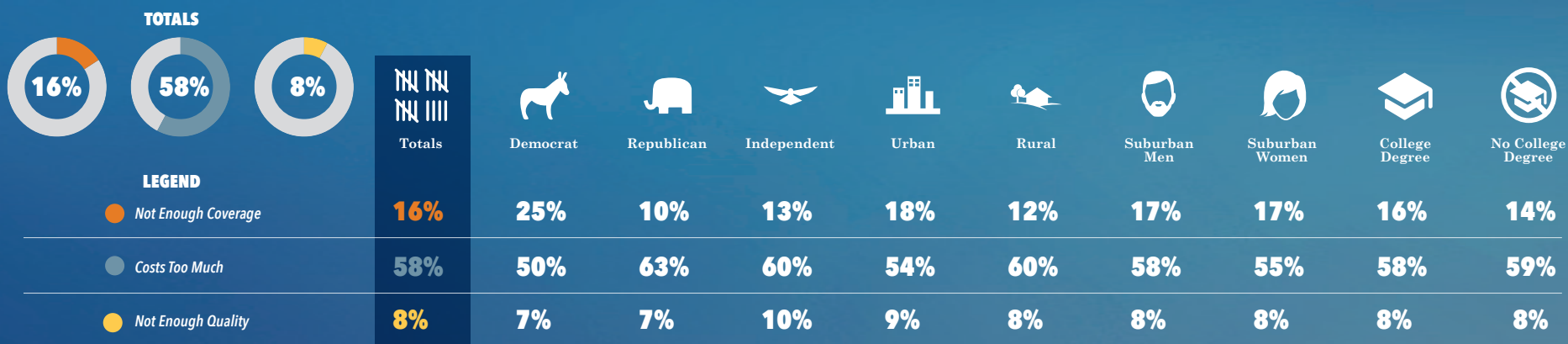
“Taxes on Small Businesses.”





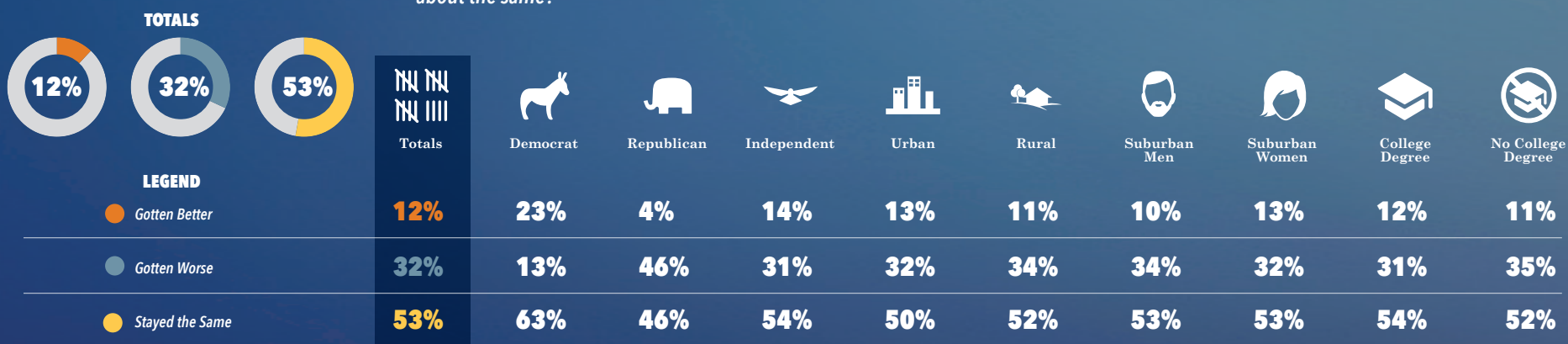
## ISSUE - Health Care

“Thinking about the issue of health care, which one of the following concerns you the most?”



## ISSUE - Health Care

“Since Obamacare was passed in 2010 would you say that you and your family’s healthcare has gotten better or worse, or has it stayed about the same?”

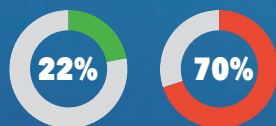




## ISSUE - Health Care

“Do you favor or oppose doing away with all private health insurance companies and creating a government run healthcare system?”

### TOTALS



### LEGEND

● Favor

● Oppose



Totals

22%

70%



Democrat

45%

44%



Republican

6%

90%



Independent

24%

66%



Urban

23%

68%



Rural

24%

68%



Suburban  
Men

20%

73%



Suburban  
Women

20%

71%



College  
Degree

22%

70%



No College  
Degree

21%

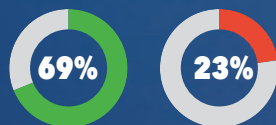
72%



## ISSUE - Jobs

“Please tell me whether you agree or disagree with the following statement. There are many skilled labor jobs available in America that pay as much or more than jobs that require a college degree and do not require young people to go into debt with student loans.”

### TOTALS



### LEGEND

● Agree

● Disagree



Totals

69%

23%



Democrat

56%

35%



Republican

80%

13%



Independent

67%

25%



Urban

73%

19%



Rural

78%

15%



Suburban  
Men

72%

22%



Suburban  
Women

63%

26%



College  
Degree

68%

24%



No College  
Degree

71%

20%

## ISSUE - Jobs

“Please tell me whether you agree or disagree with the following statement. There are a significant number of jobs and careers that will not exist in America in 10 years due to automation and outsourcing.”

## TOTALS



## LEGEND

Favor

Oppose



Totals

82%

13%



Democrat

86%

10%



Republican

79%

14%



Independent

83%

14%



Urban

84%

12%



Rural

82%

13%

Suburban  
Men

80%

13%

Suburban  
Women

82%

12%

College  
Degree

83%

12%

No College  
Degree

80%

14%

## ISSUE - Wages

“Thinking about your current wages, which of the following statements comes closest to your opinion.”

## TOTALS



## LEGEND

Satisfied and expect continued growth

Satisfied but worry about slowing growth

Not satisfied



Totals

36%

31%

15%



Democrat

24%

35%

20%



Republican

46%

28%

9%



Independent

34%

32%

19%



Urban

37%

27%

16%



Rural

36%

30%

17%

Suburban  
Men

44%

30%

10%

Suburban  
Women

31%

32%

15%

College  
Degree

41%

31%

11%

No College  
Degree

29%

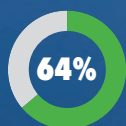
30%

20%

Thinking about different forms of government, which of the following statements do you agree with most?

## ISSUE - Capitalism vs. Socialism


### TOTALS



### LEGEND

● Pro Capitalism

“Some people say free market capitalism is the best form of government because it gives people the freedom to work and achieve their potential. They say that it's not the government's job to pick winners and losers and that government intervention only leads to inefficiency and abuse of power.”




“Other people say that socialism is a more fair and compassionate form of government. They say that corporations have too much control and that the capitalist system is set up to favor the rich and powerful. They say that the only way to police corporations and protect the citizens is for the government to take a larger role in managing the economy.”



### LEGEND

● Pro Socialism





---

---

*Swing-State  
Survey*

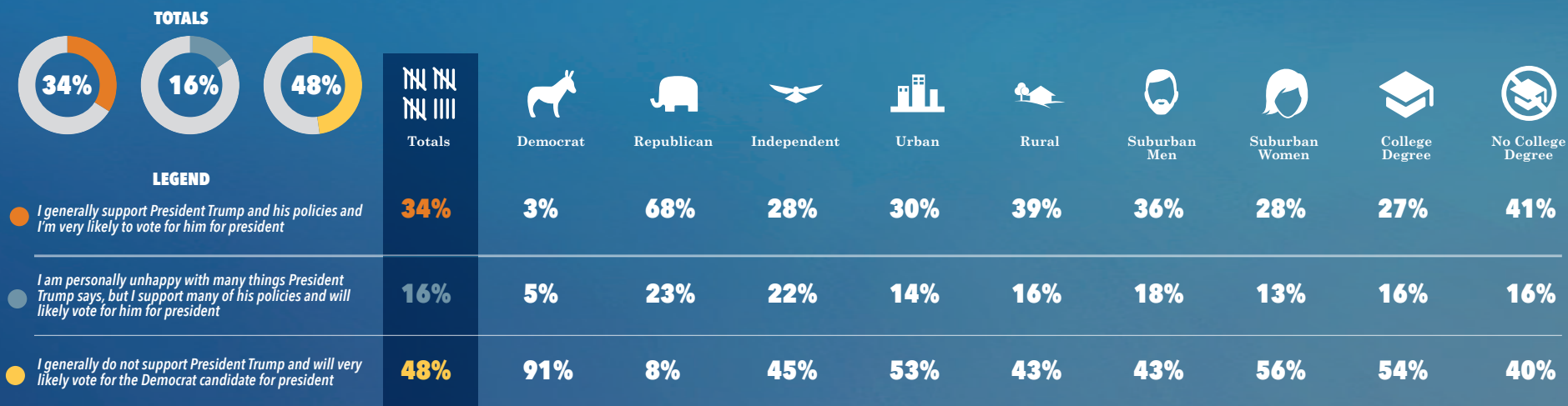
---

---



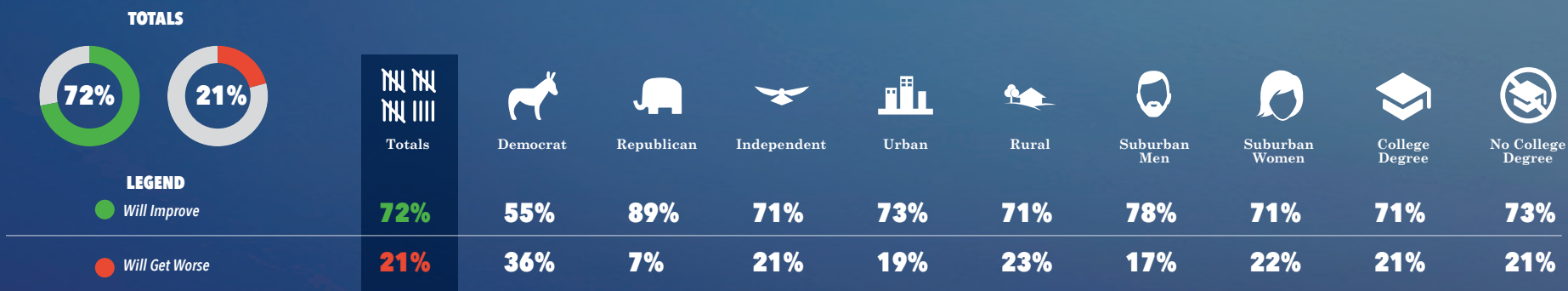
## ISSUE - *Presidential Election*

“Thinking about the 2020 presidential election, please tell me which of the following comes closest to your opinion:”



## ISSUE - *Finances*

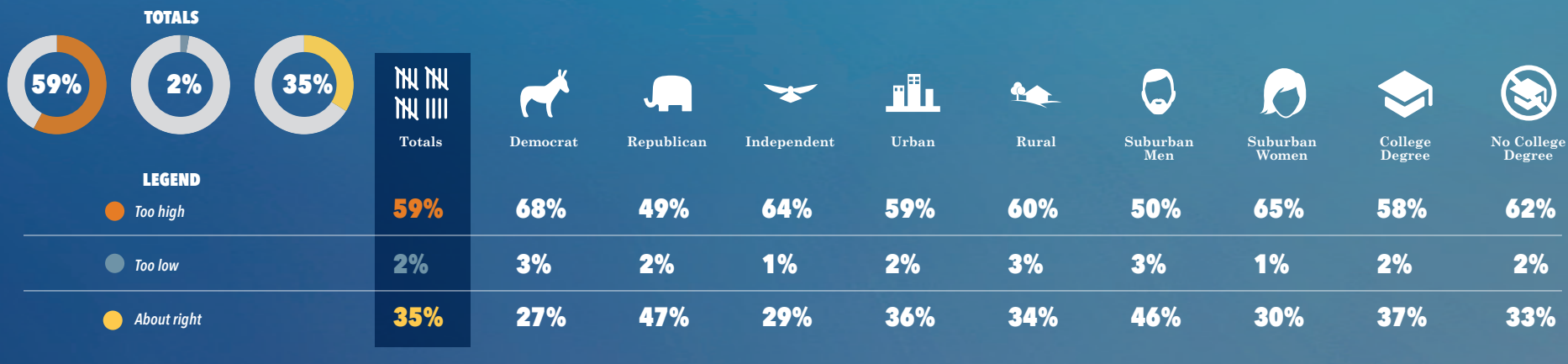
“Thinking about you and your family's financial situation, which of the following statements do you most agree with:”



*Thinking about taxes, I am going to read you several different types of federal taxes. For each one, please tell me if you think they are too high, too low, or about right.*

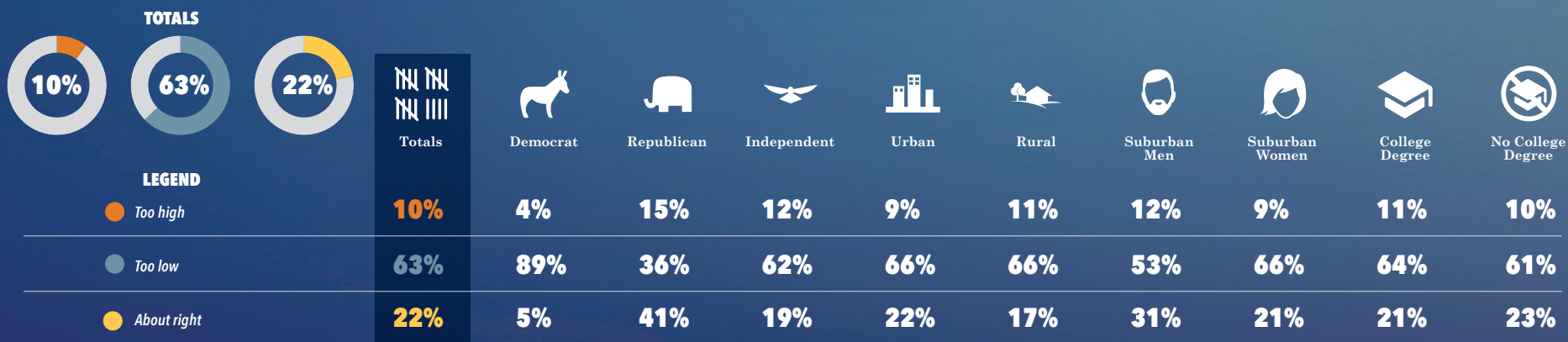
## ISSUE - Taxes

“Taxes on middle class Americans.”



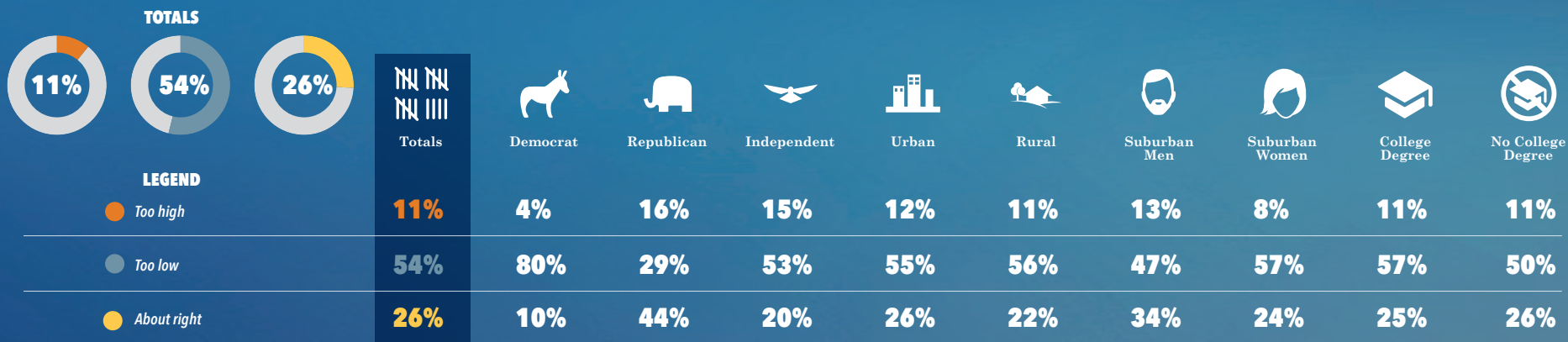
## ISSUE - Taxes

“Taxes on the richest 10% of Americans.”



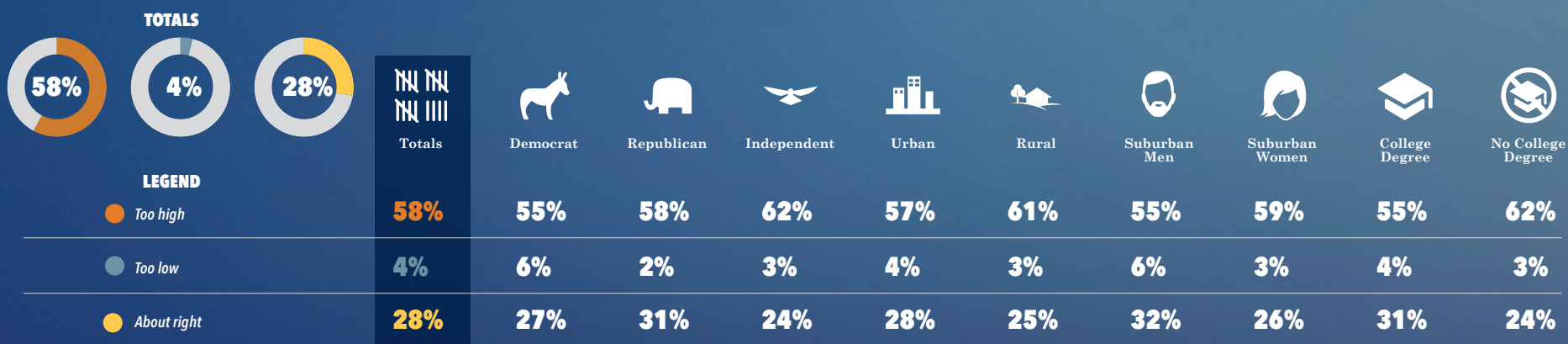
## ISSUE - Taxes

“Taxes on Corporations.”



## ISSUE - Taxes

“Taxes on Small Businesses.”

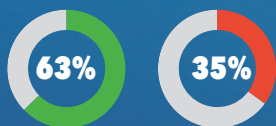




## ISSUE - Immigration

“Please tell me whether you agree or disagree with the following statement. The migration problem at the U.S. border is a national emergency”

## TOTALS



## LEGEND

● Agree

● Disagree



Totals

63%

35%



Democrat

36%

62%



Republican

91%

7%



Independent

62%

38%



Urban

61%

37%



Rural

67%

31%

Suburban  
Men

66%

34%

Suburban  
Women

62%

36%

College  
Degree

59%

40%

No College  
Degree

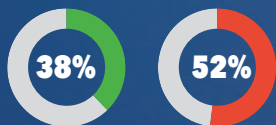
69%

28%

## ISSUE - Immigration

“Do you favor or oppose an agreement in which Democrats in Congress agree to fund the border wall in exchange for President Trump agreeing to allow some of the illegal immigrants who are currently in America to remain in the country permanently?”

## TOTALS



## LEGEND

● Favor

● Oppose



Totals

38%

52%



Democrat

27%

62%



Republican

50%

42%



Independent

37%

52%



Urban

40%

50%



Rural

36%

54%

Suburban  
Men

39%

52%

Suburban  
Women

38%

50%

College  
Degree

37%

53%

No College  
Degree

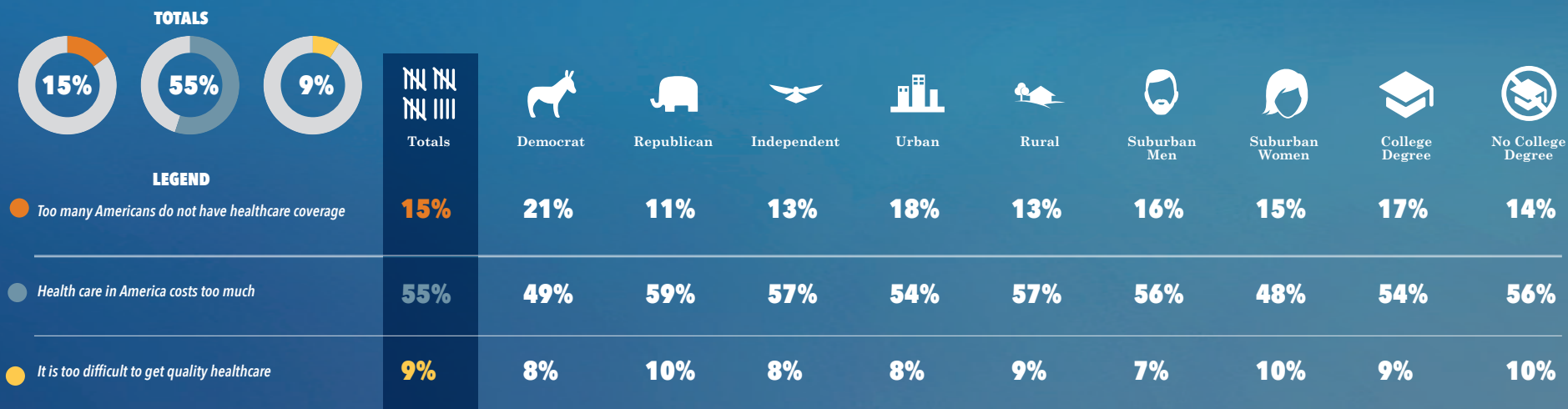
38%

50%



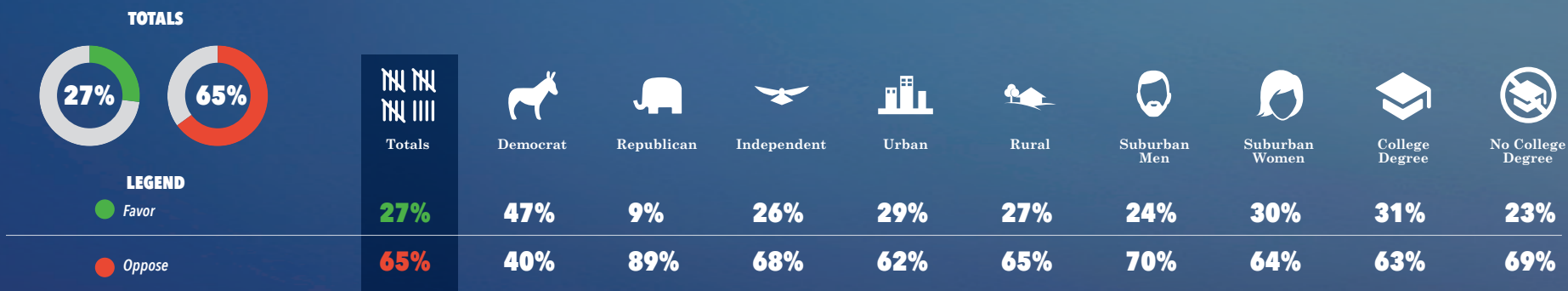
## ISSUE - Health Care

“Thinking about the issue of health care, which one of the following concerns you the most?”



## ISSUE - Health Care

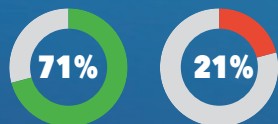
“Do you favor or oppose doing away with all private health insurance companies and creating a government run healthcare system?”



## ISSUE - Jobs

“Please tell me whether you agree or disagree with the following statement. There are many skilled labor jobs available in America that pay as much or more than jobs that require a college degree and do not require young people to go into debt with student loans.”

### TOTALS



### LEGEND



Totals

71%  
21%



Democrat

59%  
33%



Republican

83%  
10%



Independent

74%  
20%



Urban

67%  
25%



Rural

74%  
20%



Suburban  
Men

79%  
18%



Suburban  
Women

67%  
26%



College  
Degree

71%  
21%



No College  
Degree

72%  
21%

## ISSUE - Wages

“Thinking about your current wages, which of the following statements comes closest to your opinion?”

### TOTALS



### LEGEND

- I am satisfied with my wages and expect them to continue to improve
- While I am satisfied with my wages, I am worried that they are not improving fast enough to keep up with the growing cost of living
- I am not satisfied with my current wages and am having a hard time keeping up with the growing cost of living



Totals

33%

29%

18%



Democrat

23%

32%

22%



Republican

45%

23%

11%



Independent

29%

34%

22%



Urban

31%

28%

20%



Rural

34%

27%

19%



Suburban  
Men

40%

27%

15%



Suburban  
Women

33%

28%

16%



College  
Degree

35%

30%

16%



No College  
Degree

30%

28%

20%

*Thinking about different forms of government, which of the following statements do you agree with most?*

## ISSUE - Capitalism vs. Socialism

“Some people say free market capitalism is the best form of government because it gives people the freedom to work and achieve their potential. They say that it's not the government's job to pick winners and losers and that government intervention only leads to inefficiency and abuse of power.”

### TOTALS



### LEGEND

● Pro Capitalism



Totals

60%



Democrat

33%



Republican

87%



Independent

61%



Urban

59%



Rural

60%



Suburban  
Men

67%



Suburban  
Women

55%



College  
Degree

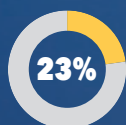
57%



No College  
Degree

64%

“Other people say that socialism is a more fair and compassionate form of government. They say that corporations have too much control and that the capitalist system is set up to favor the rich and powerful. They say that the only way to police corporations and protect the citizens is for the government to take a larger role in managing the economy.”



### LEGEND

● Pro Socialism



Totals

23%



Democrat

41%



Republican

5%



Independent

21%



Urban

24%



Rural

21%



Suburban  
Men

18%



Suburban  
Women

28%



College  
Degree

25%



No College  
Degree

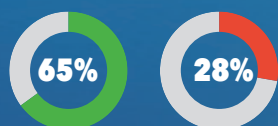
20%



## ISSUE - Capitalism vs Socialism

“Please tell me if you agree or disagree with the following statement. Socialism is a bad economic system that leads to bigger government, less freedom, worse economic conditions, and more welfare dependency.”

### TOTALS



### LEGEND

Agree

Disagree



Totals

65%

28%



Democrat

39%

52%



Republican

91%

6%



Independent

67%

27%



Urban

64%

30%



Rural

68%

23%



Suburban Men

72%

26%



Suburban Women

61%

32%



College Degree

62%

33%



No College Degree

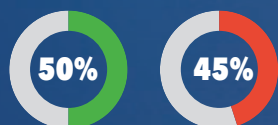
71%

23%

## ISSUE - Politics

“Please tell me if you agree or disagree with the following statement. I can no longer support the national Democratic Party because they have become too liberal in recent years by supporting radical ideas.”

### TOTALS



### LEGEND

Agree

Disagree



Totals

50%

45%



Democrat

11%

86%



Republican

86%

8%



Independent

53%

39%



Urban

46%

51%



Rural

55%

38%



Suburban Men

55%

44%



Suburban Women

45%

51%



College Degree

44%

51%



No College Degree

58%

38%