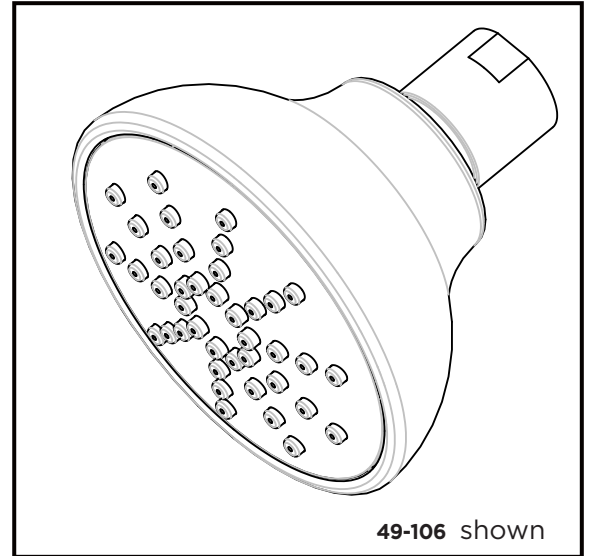




High Efficiency Showerhead

Features:







- Traditional styling
- Ail Force™ technology
- Single function
- 2.5 GPM (9.5 LPM) / 2.0 GPM (7.6 LPM) / 1.75 GPM (6.6 LPM) / 1.5 GPM (5.7 LPM) maximum @ 80 psi
- Chrome or brushed nickel finishes available
- Brass ball joint
- Meet WaterSense criteria - conserve water without sacrificing performance (Except 49-106 series)

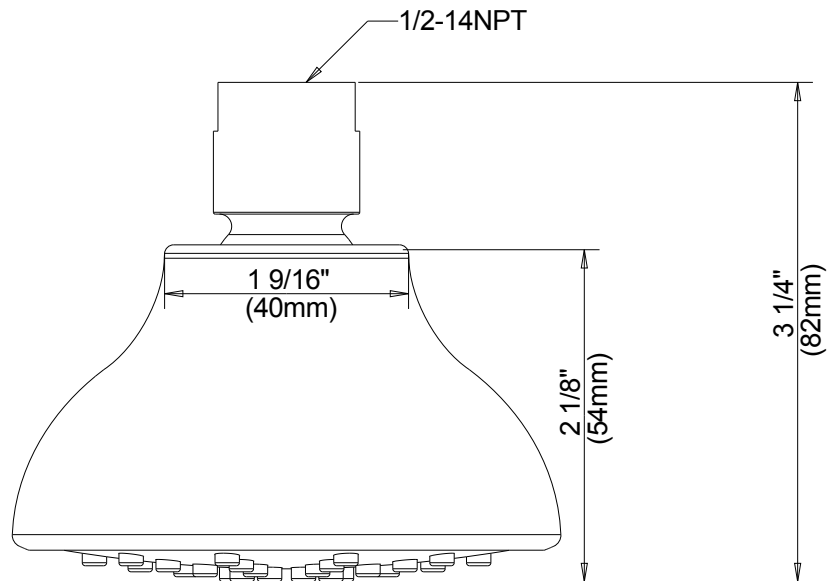


Standards & Certifications:

- IAPMO/cUPC
- Mass Code
- CSA B125.1
- WaterSense

Catalog Numbers:

- 49-106** 2.5 GPM, Chrome
- 49-106-BN** 2.5 GPM, Brushed Nickel
- 49-107**  2.0 GPM, Chrome
- 49-107-BN**  2.0 GPM, Brushed Nickel
- 49-108**  1.75 GPM, Chrome
- 49-108-BN**  1.75 GPM, Brushed Nickel
- 49-109**  1.5 GPM, Chrome
- 49-109-BN**  1.5 GPM, Brushed Nickel



Prefixes Available:

None

Suffixes Available:

-BN Brushed Nickel

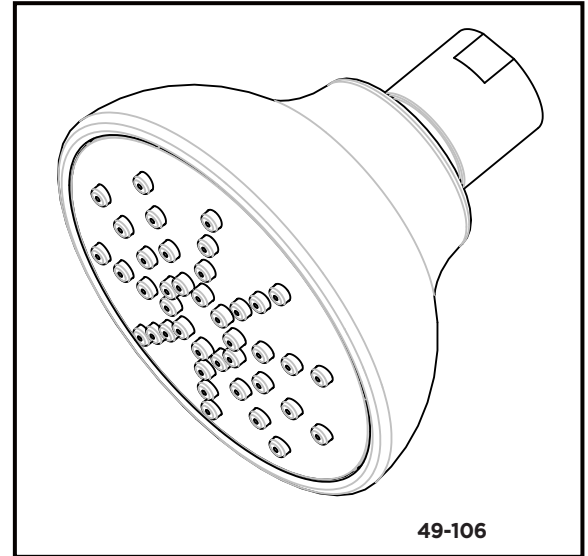
| | |
|--------------------|--|
| Job Name | |
| Date | |
| Model Specified | |
| Quantity | |
| Customer | |
| Contractor | |
| Architect/engineer | |



Pomme de douche à débit efficace

Caractéristiques:







- Style traditionnel
- Technologie Ail-ForceMC
- Monofonction
- 2,5 gpm (9,5 Lpm) / 2,0 gpm (7,6 Lpm) / 1,75 gpm (6,6 Lpm) / 1,5 gpm (5,7 Lpm) maximum @ 80 psi
- Disponibles en chrome et nickel brossé
- Joint à rotule en laiton
- Répond aux critères WaterSense - Économie d'eau sans nuire à l'efficacité (sauf 49-106 series)

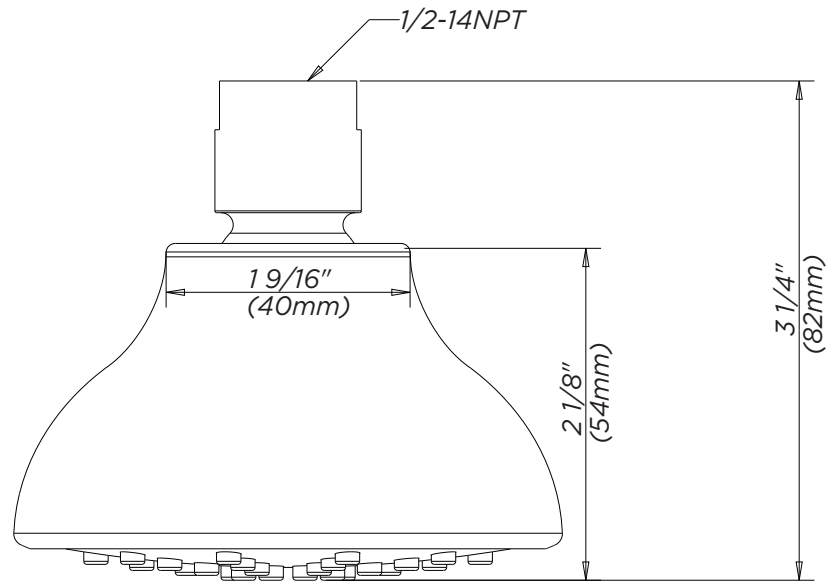


Normes et certifications:

- IAPMO/cUPC
- Mass Code
- CSA B125.1
- WaterSense

Numéro(s) de catalogue:

- 49-106** 2,5 GPM, chrome
- 49-106-BN** 2,5 GPM, nickel brossé
- 49-107**  2,0 GPM, chrome
- 49-107-BN**  2,0 GPM, nickel brossé
- 49-108**  1,75 GPM, chrome
- 49-108-BN**  1,75 GPM, nickel brossé
- 49-109**  1,5 GPM, chrome
- 49-109-BN**  1,5 GPM, nickel brossé



Préfixes disponible:

Aucun

Suffixes disponibles:

-BN Nickel brossé

| | |
|----------------------|--|
| Nom de travail | |
| Date | |
| Modèle spécifié | |
| Quantité | |
| Client | |
| Entrepreneur | |
| Architecte Ingénieur | |