



SOUTH CAROLINA BASEBALL

South Carolina Baseball Contact: Kent Reichert - (803) 777-5257 - kent2@mailbox.sc.edu

2021 SOUTH CAROLINA SCHEDULE

FEBRUARY (6-0)

| | | |
|----|---------------------------|-------------|
| 19 | DAYTON | W, 12-1 |
| 20 | DAYTON | W, 12-5 |
| 21 | DAYTON | W, 5-1 |
| 23 | WINTHROP | W, 12-4 |
| 27 | vs. Clemson (Fluor Field) | W, 3-2 (11) |
| 28 | CLEMSON | W, 8-7 |

MARCH (11-6)

| | | |
|----|----------------|-------------|
| 2 | at Winthrop | W, 19-8 |
| 5 | MERCER | W, 5-1 |
| 6 | MERCER | W, 4-0 |
| 7 | MERCER | W, 1-0 |
| 10 | at The Citadel | W, 11-7 |
| 12 | at Texas | L, 1-4 |
| 13 | at Texas | L, 0-3 |
| 14 | at Texas | L, 5-8 |
| 17 | DAVIDSON | L, 4-9 |
| 19 | at Vanderbilt* | L, 2-3 |
| 20 | at Vanderbilt* | L, 0-5 |
| 21 | at Vanderbilt* | W, 6-5 |
| 23 | THE CITADEL | W, 8-3 |
| 26 | FLORIDA* | W, 9-8 (14) |
| 27 | FLORIDA* | W, 4-1 |
| 28 | FLORIDA* | W, 8-5 |
| 30 | GARDNER-WEBB | W, 9-4 |

APRIL (9-7)

| | | |
|----|-----------------------------------|-------------|
| 2 | at Georgia* | L, 3-5 |
| 3 | at Georgia* | W, 13-7 |
| 4 | at Georgia* | W, 5-1 |
| 6 | vs. North Carolina (Truist Field) | L, 2-3 (10) |
| 9 | MISSOURI* | L, 2-7 |
| 10 | MISSOURI* | W, 11-1 |
| 11 | MISSOURI* | W, 13-4 |
| 13 | CHARLESTON SOUTHERN | W, 9-0 |
| 15 | at LSU* | L, 1-5 |
| 17 | at LSU* | W, 4-2 (7) |
| 17 | at LSU* | W, 9-0 (7) |
| 22 | ARKANSAS* | L, 1-6 |
| 23 | ARKANSAS* | W, 6-2 |
| 23 | ARKANSAS* | L, 1-5 |
| 27 | THE CITADEL | W, 9-5 |
| 30 | at Ole Miss* | L, 1-5 |

MAY (1-2)

| | | |
|-------|----------------------------------|-----------|
| 1 | at Ole Miss* | L, 3-7 |
| 1 | at Ole Miss* | L, 4-6 |
| 4 | NORTH FLORIDA | W, 7-6 |
| 7 | MISSISSIPPI STATE* | 7 p.m. |
| 8 | MISSISSIPPI STATE* | 4 p.m. |
| 9 | MISSISSIPPI STATE* | 2 p.m. |
| 11 | at Clemson | 6 p.m. |
| 14 | at Kentucky* | 6:30 p.m. |
| 15 | at Kentucky* | 2 p.m. |
| 16 | at Kentucky* | 1 p.m. |
| 18 | APPALACHIAN STATE | 7 p.m. |
| 20 | TENNESSEE* | 7 p.m. |
| 21 | TENNESSEE* | 7 p.m. |
| 22 | TENNESSEE* | 4 p.m. |
| 25-30 | at SEC Tournament (Hoover, Ala.) | TBA |

JUNE

| | | |
|-------|------------------------------------|-----|
| 4-7 | NCAA Regionals | TBA |
| 11-14 | NCAA Super Regionals | TBA |
| 18-30 | College World Series (Omaha, Neb.) | TBA |

All times Eastern. Dates and times subject to change

* denotes SEC game

() denotes TV or Neutral Site game

SOUTH CAROLINA (27-15, 11-10) VS. MISSISSIPPI STATE (33-10, 14-7)

Dates: Friday, May 7 -- Sunday, May 9
Times: 7/4/2 p.m.
Place: Founders Park -- Columbia, S.C.

LIVE COVERAGE

Radio: Gamecock Radio Network
 (Derek Scott and Tommy Moody)
Broadcast: SEC Network Plus (Friday and Saturday), SEC Network (Sunday)
Internet: Additional coverage on Facebook, Instagram, & Twitter @GamecockBaseball

PROBABLE PITCHING ROTATION

Friday: RHP Brannon Jordan (4-3, 3.42 ERA) vs. LHP Christian MacLeod (3-3, 3.49 ERA)
Saturday: RHP Will Sanders (6-2, 3.38 ERA) vs. RHP Will Bednar (4-1, 3.14 ERA)
Sunday: RHP Thomas Farr (2-5, 3.67 ERA) vs. RHP Jackson Fristoe (3-3, 4.97 ERA)

FOR STARTERS

The University of South Carolina baseball team hosts Mississippi State this weekend at Founders Park. The series starts on Friday, May 7 with a 7 p.m. first pitch. The series continues Saturday, May 8 at 4 p.m. and concludes Sunday, May 9 at 2 p.m.

Friday and Saturday's games will be streamed on SEC Network Plus. Sunday's game will be televised on SEC Network with Mike Morgan and Todd Walker on the call. Every Gamecock contest will be on the Gamecock Radio Network with Derek Scott and Tommy Moody on the call.

Carolina is coming off a 7-6 win over North Florida on Wednesday afternoon. George Callil gave the Gamecocks the lead with a two-run single in the seventh. Mag Cotto earned the win on the mound and Julian Bosnic picked up his second save of the season.

SCOUTING MISSISSIPPI STATE

The Bulldogs defeated The Citadel, 10-2, on Wednesday night in Charleston. Brad Cumbest homered and drove in four runs while Lane Forsythe had three hits in the win. Mississippi State is led offensively by Tanner Allen, who is hitting .360 with seven home runs and 40 RBI. On the mound, Will Bednar is 4-1 with a 3.14 ERA and Landon Sims has 60 strikeouts in 30 innings pitched.

SERIES VS. MISSISSIPPI STATE

Carolina has a 39-35 lead in the all-time series over Mississippi State. The two teams last played at the end of the 2019 regular season. The Bulldogs won 2-of-3 games from the Gamecocks, with Carolina winning the series finale, 10-8. Andrew Eyster homered twice in that win while Brett Kerry went 6.1 innings, striking out four, to earn the win on the mound.

CALLIL COMES UP BIG VS. UNF

Senior George Callil belted a two-run single to center to give the Gamecocks a 7-6 lead in a win over North Florida on May 5. Callil now has 13 RBI on the season and is hitting .286 in his last five games.

KINGSTON, LEMONIS HAVE USA BASEBALL CONNECTIONS

The two head coaches in this weekend's series -- Mark Kingston and Chris Lemonis -- both were a part of the 2019 USA Baseball Collegiate National Team. Kingston was an assistant coach while Lemonis was a consultant. MSU's Tanner Allen also was on that squad that went to Japan and Taiwan to play.

FOLLOW ON SOCIAL MEDIA



@GAMECOCKBASEBALL // #GAMECOCKS
 FACEBOOK.COM//GAMECOCKBASEBALL
 WWW.GAMECOCKSONLINE.COM



SOUTH CAROLINA QUICK FACTS

GENERAL INFORMATION

| | |
|-----------------------------|-------------------------|
| Location..... | Columbia, S.C. |
| Enrollment..... | 34,731 |
| Founded..... | 1801 |
| University President..... | Robert L. Caslen |
| Athletics Director..... | Ray Tanner |
| Faculty Representative..... | Dr. Valinda Littlefield |
| Conference..... | Southeastern |
| Nickname..... | Gamecocks |
| Colors..... | Garnet & Black |
| Mascot..... | Cocky |

TEAM INFORMATION

| | |
|--------------------------------------|------------------------------|
| Head Coach..... | Mark Kingston |
| Alma Mater..... | North Carolina, 1995 |
| Record at South Carolina..... | 104-73 (3 years) |
| Career Record..... | 377-253-1 (12th Year) |
| Assistant Coach..... | Trip Couch |
| Assistant Coach..... | Skylar Meade |
| Assistant Coach..... | Stuart Lake |
| Student Assistant Coach..... | Sawyer Bridges |
| Director of Player Development..... | Mike Current |
| Director of Sport Performance..... | Billy Anderson |
| Athletics Trainer..... | Bryan Wells |
| Academic Advisor..... | Storm Blitz |

2020 SEASON IN REVIEW/2021 OUTLOOK

| | |
|---------------------------------------|-------|
| 2020 Overall Record..... | 12-4 |
| 2020 SEC Record/Finish..... | N/A |
| 2020 Postseason Finish..... | N/A |
| Position Starters Returning/Lost..... | 8/1 |
| Pitchers Returning/Lost..... | 13/7 |
| Players Returning/Lost..... | 22/12 |

PROGRAM HISTORY

| | |
|--|--|
| First Year of Baseball..... | 1892 |
| First Year in SEC..... | 1992 |
| All-Time Record..... | 2,672-1,605-17 (.624) |
| All-Time SEC Record..... | 468-369-1 (.562) |
| SEC Championships..... | 3 (2000, 2002, 2011) |
| SEC Conference Tournament Titles..... | 1 (2004) |
| SEC East Titles..... | 7 (1999, 2000, 2002, 2003, 2011, 2012, 2016) |
| National Championships..... | 2 (2010, 2011) |
| NCAA Appearances/Last..... | 32/2018 |
| NCAA Tournament Record..... | 136-69 |
| College World Series Appearances/Last..... | 11/2012 |
| College World Series Record..... | 32-20 |

FACILITY INFORMATION

| | |
|---------------------------|--|
| Stadium (Dimensions)..... | Founders Park (L-325, C-400, R-325-A-375) |
| Capacity..... | 6,400 permanent seats (8,242 standing-room only) |
| Press Box Phone..... | 803-777-6648 |

MEDIA INFORMATION

| | |
|---|--|
| Assistant A.D. /Media Relations..... | Steve Fink |
| Associate Media Rel. Dir./Baseball Contact..... | Kent Reichert |
| Media Relations Main Phone..... | 803-777-5204 |
| Media Relations Fax..... | 803-777-2967 |
| Reichert Office Phone..... | 803-777-5257 |
| Reichert Cell Phone..... | 734-548-0878 |
| Reichert E-mail..... | kentr2@mailbox.sc.edu |
| Official Athletics Web Site..... | www.GamecocksOnline.com |
| Official Baseball Twitter..... | @GamecockBaseball |
| Media Relations Address..... | University of South Carolina Athletics |
| | Rice Athletics Center |
| | 1304 Heyward Street |
| | Columbia, SC 29208 |

SOUTH CAROLINA-MISSISSIPPI STATE HEAD-TO-HEAD

| Category | South Carolina | Mississippi State |
|-------------------|----------------|-------------------|
| Games | 42 | 43 |
| Batting Average | .255 | .281 |
| At-Bats | 1395 | 1464 |
| Runs | 252 | 317 |
| Hits | 356 | 411 |
| Doubles | 79 | 77 |
| Triples | 4 | 8 |
| Home Runs | 61 | 50 |
| Slugging Pct. | .449 | .447 |
| On-Base Pct. | .351 | .383 |
| Stolen Bases | 24-30 | 54-67 |
| ERA | 3.63 | 3.58 |
| Innings | 372.0 | 387.0 |
| Earned Runs | 150 | 172 |
| Strikeouts | 492 | 553 |
| Walks | 161 | 164 |
| Hits | 302 | 298 |
| Fielding Pct. | .974 | .974 |
| Overall Record | 27-15 | 33-10 |
| Conference Record | 11-10 SEC | 14-7 SEC |
| Current Streak | W1 | W4 |
| Last 5 Games | 2-3 | 4-1 |
| Last 10 Games | 5-5 | 7-3 |

WIMMER DOUBLES THE FUN

Sophomore Braylen Wimmer currently is tied for the SEC lead with 13 doubles. He doubled in Carolina's 9-5 win over The Citadel on Tuesday night (April 27). Wimmer is hitting .289 on the season with eight home runs and 24 RBI.

LATE RALLY LIFTS CAROLINA PAST NUMBER ONE

The Gamecocks scored four runs in the sixth and two in the eighth in overcoming a 2-0 deficit in a 6-2 win over No. 1 Arkansas on April 23. Colin Burgess drove in a pair of runs in the win and George Callil had a big RBI single in the sixth inning. Andrew Peters struck out three in three hitless innings and Brett Kerry picked up a save with three strikeouts in 1.1 innings of work. It's the first win over a number one team since Carolina beat Florida in 2016.

COMEBACK KIDS IN LSU WIN

Carolina was trailing 2-0 heading into the top of the seventh in game one of a double-header at LSU on April 17, but the Gamecocks scored four runs in the inning to earn a 4-2 win in an eventual doubleheader sweep. David Mendham and Colin Burgess led off the inning with singles. They moved up 90 feet on Noah Myers' sacrifice bunt and scored on Braylen Wimmer's double to right. After George Callil was hit by a pitch, Brady Allen brought in a pair with a double to left.

MENDHAM DELIVERS IN LSU SERIES

David Mendham was 4-for-9 with a triple, a home run and two RBI in the LSU series. His single in the top of the seventh inning in game one of Saturday's doubleheader started the eventual four-run inning. Then in game two, he homered in the first inning in the 9-0 win.

LLOYD, KERRY CLUTCH OUT OF THE PEN

Juniors Daniel Lloyd and Brett Kerry each had strong outings out of the bullpen in the series win over Missouri. On Saturday, Lloyd pitched four scoreless innings, allowing four hits with no walks and two strikeouts to earn the save in the 11-1 victory. Then on Sunday, Kerry struck out eight in four innings of relief, allowing six hits and two runs with no walks. Carolina's bullpen has 12 wins and 242 strikeouts in 176 innings pitched this season.

CLARKE AMONG NATIONAL HOME RUN LEADERS

Heading into Tuesday's game against North Florida, Wes Clarke is second in the country with 17 home runs. Mat Nelson leads the nation with 20. Clarke now leads the SEC in home

runs after his two-run shot against North Florida on May 5.

GAMECOCKS TAKE SERIES IN ATHENS

Carolina won a series at Georgia for the first time since 2010 on April 2-4, winning the final two contests by scores of 13-7 and 5-1. Carolina had four home runs and Brannon Jordan struck out 11 in Saturday's win, while Brady Allen tagged a pair of home runs, including one to lead off the game, while Will Sanders struck out four in an eight-inning start.

SANDERS STIFLES GEORGIA BATS

Freshman Will Sanders went eight-plus innings, allowing just one run while not walking a batter in Carolina's 5-1 win over Georgia on April 4. He gave up eight hits and struck out four while allowing just two runners to reach third base in the win. Sanders was awarded Co-Freshman of the Week honors by the SEC for his performance as he moved to 6-2 on the year with a 3.38 ERA.

GAMECOCKS SWEEP GATORS FOR FIRST TIME SINCE 2006

Carolina swept Florida for the first time since 2006 as the Gamecocks moved to 4-2 in SEC play. Friday's game went 5:31 and 14 innings, capped off by a Colin Burgess RBI double for a 9-8 win. Brannon Jordan allowed one unearned run in seven innings and Wes Clarke belted a three-run home run in a 4-1 win on Saturday and the Gamecocks hit five home runs on Sunday in an 8-5 win. The sweep was the first for the Gamecocks in SEC play since Carolina won three games against LSU in 2018.

BURGESS THE HERO ON FRIDAY VS. FLORIDA

Colin Burgess hit an opposite-field double in the bottom of the 14th inning in a 9-8 win over Florida on March 26. The Gamecocks were trailing 8-7 going into the bottom of the 14th but got a game-tying home run from Andrew Eyster. Jeff Heinrich followed with a single to set up Burgess' heroics. Burgess was named the SEC Newcomer of the Week, catching all 41 innings in four games while hitting .444 with a double and a home run.

JORDAN PITCHES GEM VS. FLORIDA

Brannon Jordan went seven innings, allowing just five hits and an unearned run in a 4-1 win over Florida on March 27. He walked just one, which was an intentional walk, and struck out nine to move to 2-2 on the season. Jordan retired 10 of the last 11 batters he faced and had at least one strikeout in six of the seven innings he pitched.

KERRY K's COMMODORES

Junior Brett Kerry struck out 10 in 5.2 innings of relief as Carolina won the series finale against No. 2 Vanderbilt, 6-5, on Sunday afternoon (March 21). Kerry allowed just three hits and did not walk a batter in his appearance to move to 2-0 on the season. Kerry currently has a 2.40 ERA with 59 strikeouts in 30 innings pitched.

GAMECOCKS IN THE NATIONAL RANKINGS

Carolina has earned a spot in all six of college baseball's national polls after the 10th week-end of play. The Gamecocks are 12th in Collegiate Baseball, 15th in Baseball America, 16th in Perfect Game, 18th in both USA Today and the NCBWA and is 19th in D1Baseball.com.

GAMECOCKS SECURE SERIES WIN OVER CLEMSON

For the second time in three seasons, Carolina has won the series over Clemson. This time, after a rain out on Friday night, the Gamecocks had back-to-back walk-off wins over the Tigers on Feb. 27 and 28. Andrew Eyster delivered the walk-off hit in both games of the series. His double in Greenville on Saturday drove in Brady Allen in the bottom of the 11th. He then had a walk-off single in the ninth in Columbia on Sunday. The third game will be played on May 11 in Clemson.

EYSTER SEND EVERYONE HOME -- TWICE

Andrew Eyster had walk-off hits in back-to-back wins over Clemson on Feb. 27-28. The senior from Ocala, Fla., doubled in the 11th inning in a 3-2 win on Saturday in Greenville. He then had a walk-off single in the ninth inning in the 8-7 win on Sunday in Columbia. Eyster is hitting .455 with five doubles, a triple, a home run and six RBI in eight games played against the Tigers.

NO BREAKS IN THE GAMECOCKS' SLATE

South Carolina will have 21 games against teams currently in the D1Baseball.com Top-25 poll during the 2021 season. Carolina has three-game series against No. 1 Arkansas, No. 2 Vanderbilt, No. 4 Mississippi State, No. 5 Tennessee, No. 6 Texas, No. 10 Florida and No. 12 Ole Miss. In fact, the Gamecocks face the top four teams in the SEC West this season to go along with playing the five SEC East teams.

GAMECOCKS PICKED FOURTH IN THE EAST

Carolina was picked to finish fourth in the SEC Eastern Division by the league's 14 head coaches.

The Gamecocks earned 55 votes in the coaches' poll, good for fourth in the SEC East division behind Florida (91 votes, 13 first-place

2 NCAA Championships, 3 SEC Championships, 7 SEC East Titles, 31 NCAA Appearances

Vs. Mississippi State (39-35-0)

H: 21-9; A: 16-20; N: 2-6

LAST 10 MEETINGS VS. MISSISSIPPI STATE

| Year | Date | Result | Score | Site |
|------|------|--------|-------|------------|
| 2014 | 5/21 | L | 0-12# | Hoover |
| 2015 | 4/2 | L | 2-13 | Starkville |
| 2015 | 4/3 | L | 5-7 | Starkville |
| 2015 | 4/4 | W | 13-7 | Starkville |
| 2017 | 4/14 | L | 4-7 | Columbia |
| 2017 | 4/15 | L | 4-5 | Columbia |
| 2017 | 4/16 | W | 6-1 | Columbia |
| 2019 | 5/16 | L | 7-24 | Starkville |
| 2019 | 5/17 | L | 2-11 | Starkville |
| 2019 | 5/18 | W | 10-8 | Starkville |

#SEC Tournament

Career vs. Mississippi State

| Player | Avg. | R | H | HR | RBI | BB | SO |
|----------|------|---|---|----|-----|----|----|
| Allen | .125 | 1 | 1 | 0 | 0 | 3 | 2 |
| Callil | .250 | 1 | 2 | 0 | 1 | 1 | 4 |
| Clarke | .200 | 0 | 2 | 0 | 1 | 4 | 3 |
| Eyster | .600 | 4 | 6 | 2 | 5 | 2 | 3 |
| Sightler | .500 | 1 | 0 | 0 | 1 | 0 | 0 |

| Player | ERA | IP | H | R | ER | BB | SO |
|----------|-------|-----|---|---|----|----|----|
| Coyne | 5.40 | 1.2 | 3 | 1 | 1 | 1 | 3 |
| Kerry | 2.84 | 6.1 | 5 | 2 | 2 | 3 | 4 |
| Lloyd | 99.00 | 0.0 | 2 | 4 | 4 | 0 | 0 |
| Sightler | 99.00 | 0.0 | 1 | 3 | 3 | 2 | 0 |
| Sweatt | 20.25 | 1.1 | 4 | 3 | 3 | 0 | 2 |
| Tringali | 13.50 | 4.0 | 8 | 9 | 6 | 3 | 2 |

PROBABLE GAMECOCK STARTERS

| Pos. | No., Player |
|------|--------------------------------|
| C | #10 Colin Burgess (R/R, So.) |
| or | #28 Wes Clarke (R/R, Jr.) |
| 1B | #26 David Mendham (L/R, Jr.) |
| 2B | #3 Braylen Wimmer (R/R, So.) |
| SS | #6 George Callil (R/R, 5th.) |
| 3B | #7 Brennan Milone (R/R, So.) |
| or | #8 Jeff Heinrich (R/R, Sr.) |
| LF | #12 Josiah Sightler (L/L, Jr.) |
| CF | #33 Brady Allen (R/L, Jr.) |
| RF | #11 Andrew Eyster (R/R, Sr.) |
| DH | #28 Wes Clarke (R/R, Jr.) |
| or | #10 Colin Burgess (R/R, So.) |

| Date | Probable Pitchers |
|------|-------------------------------|
| Fri. | #22 Brannon Jordan (R/R, Sr.) |
| Sat. | #32 Will Sanders (R/R, Fr.) |
| Sun. | #34 Thomas Farr (R/R, R-Jr.) |

HOME RUN TRACKER

| Player | Date | Opponent | Pitcher | On Base | Inn | Outs |
|--------------|----------|-------------|------------|---------|-----|------|
| 1. Clarke | Feb. 19 | Dayton | Wolfe | 2 | 1 | 0 |
| 2. Eyster | Feb. 19 | Dayton | Wolfe | 3 | 3 | 1 |
| 3. Clarke | Feb. 20 | Dayton | Olson | 0 | 1 | 2 |
| 4. Wimmer | Feb. 20 | Dayton | Olson | 1 | 2 | 2 |
| 5. Burgess | Feb. 20 | Dayton | Jones | 0 | 4 | 0 |
| 6. Allen | Feb. 20 | Dayton | Brus | 0 | 7 | 0 |
| 7. Clarke | Feb. 20 | Dayton | Majick | 2 | 8 | 1 |
| 8. Clarke | Feb. 23 | Winthrop | Ohs | 0 | 3 | 1 |
| 9. Eyster | Feb. 23 | Winthrop | Ohs | 0 | 3 | 2 |
| 10. Clarke | Feb. 23 | Winthrop | Lumpkin | 0 | 6 | 2 |
| 11. Wimmer | Feb. 23 | Winthrop | Rendon | 0 | 8 | 0 |
| 12. Clarke | Feb. 23 | Winthrop | Rendon | 0 | 8 | 0 |
| 13. Mendham | Feb. 23 | Winthrop | Rendon | 0 | 8 | 0 |
| 14. Sightler | Feb. 23 | Winthrop | Rendon | 0 | 8 | 1 |
| 15. Clarke | Feb. 28 | Clemson | Olenchuk | 0 | 3 | 2 |
| 16. Wimmer | Feb. 28 | Clemson | Olenchuk | 0 | 5 | 0 |
| 17. Clarke | Feb. 28 | Clemson | Clark | 2 | 5 | 1 |
| 18. Allen | March 2 | Winthrop | Skinner | 2 | 2 | 1 |
| 19. Eyster | March 2 | Winthrop | White | 2 | 4 | 2 |
| 20. Wimmer | March 5 | Mercer | Green | 1 | 4 | 2 |
| 21. Sightler | March 6 | Mercer | Lobus | 0 | 1 | 1 |
| 22. Clarke | March 14 | Texas | Kubichek | 0 | 3 | 0 |
| 23. Clarke | March 17 | Davidson | Walker | 0 | 7 | 0 |
| 24. Allen | March 21 | Vanderbilt | Schultz | 0 | 4 | 0 |
| 25. Wimmer | March 21 | Vanderbilt | Schultz | 0 | 4 | 0 |
| 26. Clarke | March 23 | The Citadel | Beckley | 1 | 1 | 2 |
| 27. Eyster | March 26 | Florida | Specht | 0 | 14 | 2 |
| 28. Clarke | March 27 | Florida | Leftwich | 2 | 5 | 1 |
| 29. Clarke | March 28 | Florida | Barco | 0 | 2 | 0 |
| 30. Eyster | March 28 | Florida | Barco | 0 | 2 | 0 |
| 31. Burgess | March 28 | Florida | Barco | 0 | 2 | 2 |
| 32. Allen | March 28 | Florida | Barco | 0 | 3 | 0 |
| 33. Allen | March 28 | Florida | Specht | 1 | 6 | 2 |
| 34. Clarke | March 30 | GWU | Davis | 2 | 1 | 0 |
| 35. Callil | March 30 | GWU | Washington | 0 | 5 | 1 |
| 36. Allen | March 30 | GWU | Strickland | 1 | 7 | 2 |
| 37. Mendham | April 2 | Georgia | Pearson | 2 | 4 | 1 |
| 38. Callil | April 3 | Georgia | Webb | 1 | 3 | 1 |
| 39. Eyster | April 3 | Georgia | Webb | 1 | 4 | 1 |
| 40. Sightler | April 3 | Georgia | Webb | 0 | 6 | 0 |
| 41. Clarke | April 3 | Georgia | Sullivan | 1 | 9 | 0 |
| 42. Allen | April 4 | Georgia | Cannon | 0 | 1 | 0 |
| 43. Burgess | April 4 | Georgia | Cannon | 0 | 5 | 2 |
| 44. Allen | April 4 | Georgia | Cannon | 1 | 5 | 2 |
| 45. Sightler | April 6 | UNC | Pry | 6 | 0 | 0 |
| 46. Allen | April 10 | Missouri | Miles | 2 | 5 | 1 |
| 47. Milone | April 11 | Missouri | Hise | 1 | 2 | 0 |
| 48. Eyster | April 11 | Missouri | Garrett | 1 | 8 | 1 |
| 49. Mendham | April 13 | CSU | Kail | 1 | 3 | 2 |
| 50. Sightler | April 13 | CSU | Baker | 3 | 4 | 1 |
| 51. Mendham | April 17 | LSU | Money | 1 | 1 | 2 |
| 52. Wimmer | April 17 | LSU | Edwards | 0 | 6 | 1 |
| 53. Allen | April 23 | Arkansas | Wicklander | 0 | 3 | 2 |
| 54. Wimmer | April 27 | The Citadel | Todd | 1 | 2 | 1 |
| 55. Myers | April 27 | The Citadel | Cooper | 3 | 4 | 2 |
| 56. Allen | April 27 | The Citadel | Pilarski | 1 | 8 | 1 |
| 57. Sightler | April 30 | Ole Miss | Diamond | 0 | 7 | 0 |
| 58. Burgess | May 1 | Ole Miss | Nikhazy | 0 | 2 | 1 |
| 59. Clarke | May 1 | Ole Miss | McDaniel | 2 | 2 | 1 |
| 60. Wimmer | May 5 | UNF | Kelley | 0 | 1 | 0 |
| 61. Clarke | May 5 | UNF | Kelley | 1 | 1 | 1 |

*Walk-off

votes), Vanderbilt (79 votes, 1 first-place votes) and Tennessee (58 votes). Carolina was followed by Georgia (51 votes), Missouri (28 votes) and Kentucky (23 votes).

Ole Miss has been picked to win the Western Division with 78 votes and seven first-place votes. The Rebels were followed by Mississippi State (73 votes, 3 first-place votes), Arkansas (72 votes, 2 first-place votes), LSU (63 votes, 2 first-place votes), Texas A&M (36 votes), Auburn (32 votes) and Alabama (31 votes).

Florida earned 12 votes to win the SEC championship, followed by Mississippi State and Vanderbilt with one vote apiece.

CLARKE NAMED A PRESEASON ALL-AMERICAN; ALL-SEC

Junior Wes Clarke was named to the Collegiate Baseball Pre-season All-America third team and the Preseason All-SEC second team before the start of the 2021 season.

Clarke, who also was named a Collegiate Baseball Third Team All-American in 2020, led the SEC and was tied for third in the country with eight home runs last year while driving in 22, which was tied for third in the league. Clarke hit .286 with 14 runs scored in 16 games played for the Gamecocks. He was 3-for-4 with three runs scored, two home runs and seven RBI in a win over Northwestern on Feb. 22. He also hit the game-winning home run in the top of the 12th inning in a 2-1 win at Furman (March 3). Clarke had a .406 on-base percentage and did not commit an error at first base for Carolina.

DEPTH ON THE MOUND

The Gamecocks will have options when it comes to who will be on the mound. Carolina has 22 pitchers on its 2021 roster, including 2019 Freshman All-SEC honoree Brett Kerry and a pair of weekend starters from last year in Thomas Farr and Brannon Jordan. Kerry is projected to be the Gamecocks' closer this season and Daniel Lloyd also is in that mix. Kerry was 2-0 with a 3.60 ERA and a save in six appearances last season. Lloyd also had a save and struck out 13 batters in nine innings. The quartet of Julian Bosnic, John Gilreath, Brett Thomas and Josiah Sightler did not allow an earned run in 19 innings of work. Carolina returns 11 pitchers who worked last season and Wesley Sweatt, who pitched 43.2 innings in 2019.

FRESH FACES

Carolina welcomes in 18 newcomers to the 2021 team, 13 high schoolers, three junior college transfers and two grad transfers. This recruiting class was ranked as high as No. 4 in the country by Perfect Game. D1Baseball.com had the class at No. 5 in the country while Baseball America tabbed it at No. 6 in the nation. Collegiate Baseball ranked the class No. 8 in the country. The 18-man recruiting class features six student-athletes (Alek Boychuk, Magdiel Cotto, Jackson Phipps, Will Sanders, Josh Shuler and Jalen Vasquez) that were in Baseball America's Top 500 prospects for the 2020 MLB Draft and had Brandon Fields on the list before he declared that he was coming to school.

10-YEAR CHAMPIONSHIP ANNIVERSARY

The University of South Carolina baseball program will celebrate the 10-year anniversary of the 2011 national championship team all season long at Founders Park. Throughout the season, members of the 2011 squad will throw out virtual first pitches at select Carolina home games. There also will be in-game promos geared towards that historic season. Fans also can relive the 2011 season on the Gamecock baseball social platforms throughout the year. Each Thursday, there will be a post highlighting the successes of the team during that week in 2011, leading up to the national championship run in Omaha.

UP NEXT

Carolina visits in-state rival Clemson on Tuesday, May 11 at 6 p.m. at Doug Kingsmore Stadium.

SOUTH CAROLINA TEAM SUPERLATIVES 2021 SEASON

BATTING

| | |
|------------------|------------------------------------|
| At bats: | 58, vs Florida (March 26, 2021) |
| Runs scored: | 19, vs Winthrop (March 2, 2021) |
| Hits: | 20, vs Florida (March 26, 2021) |
| RBI's: | 15, vs Winthrop (March 2, 2021) |
| Doubles: | 6, vs Florida (March 26, 2021) |
| Triples: | 2, vs Dayton (Feb 19, 2021) |
| Home runs: | 7, vs Winthrop (Feb 23, 2021) |
| Total bases: | 39, vs Winthrop (Feb 23, 2021) |
| Walks: | 11, vs Winthrop (March 2, 2021) |
| Strikeouts: | 21, vs Clemson (Feb 27, 2021) |
| Sac hits: | 2, vs Mercer (March 6, 2021) |
| | 2, vs Florida (March 26, 2021) |
| | 2, at Georgia (April 2, 2021) |
| Sac flies: | 2 (4 times) |
| Stolen bases: | 3, vs The Citadel (March 23, 2021) |
| Hit by pitch: | 6, vs Florida (March 27, 2021) |
| Caught stealing: | 1, (6 times) |
| Runners LOB: | 15, vs Clemson (Feb 27, 2021) |
| Hit into DP: | 3, vs. Missouri (April 11, 2021) |

FIELDING

| | |
|---------------|---------------------------------|
| Putouts: | 42, vs Florida (March 26, 2021) |
| Assists: | 16, at Georgia (April 4, 2021) |
| Errors: | 3, at Texas (March 14, 2021) |
| | 3, vs. Missouri (April 9, 2021) |
| Passed balls: | 1, (5 times) |
| DPs turned: | 2, at Texas (March 12, 2021) |

PITCHING

| | |
|------------------|-------------------------------------|
| Innings pitched: | 14.0, vs Florida (March 26, 2021) |
| Runs allowed: | 9, vs Davidson (March 17, 2021) |
| Earned runs: | 8, vs Winthrop (March 2, 2021) |
| Walks allowed: | 13, vs Florida (March 26, 2021) |
| Strikeouts: | 19, vs Florida (March 26, 2021) |
| Hits allowed: | 13, at The Citadel (March 10, 2021) |
| Doubles allowed: | 5, vs. Missouri (April 9, 2021) |
| Triples allowed: | 1, (7 times) |
| Homers allowed: | 3, vs Ole Miss (May 1, 2021) |
| Wild pitches: | 4, vs Gardner-Webb (March 30, 2021) |
| Hit batters: | 2, (4 times) |

GAMECOCKS IN THE MLB

| Player | Pos. | Organization | Yrs. at SC |
|--------------------|--------|----------------------|------------|
| Jackie Bradley Jr. | OF | Milwaukee Brewers | 2009-11 |
| Grayson Greiner | C | Detroit Tigers | 2012-14 |
| Whit Merrifield | INF/OF | Kansas City Royals | 2008-10 |
| Jordan Montgomery | LHP | New York Yankees | 2012-14 |
| Clarke Schmidt* | RHP | New York Yankees | 2015-17 |
| Christian Walker | 1B | Arizona Diamondbacks | 2010-12 |
| Tyler Webb | LHP | St. Louis Cardinals | 2010-13 |
| Taylor Widener | RHP | Arizona Diamondbacks | 2014-16 |

*On injured list

SOUTH CAROLINA INDIVIDUAL SUPERLATIVES 2021 SEASON

BATTING

| | |
|------------------|--|
| At bats: | 7, (5 times) |
| Runs scored: | 4, Wes Clarke vs Winthrop (Feb 23, 2021) |
| Hits: | 4, (5 times) |
| RBI's: | 5, Wes Clarke vs Dayton (Feb 20, 2021) |
| | 5, Joe Satterfield vs Winthrop (March 2, 2021) |
| Doubles: | 2, (8 times) |
| Triples: | 1, (4 times) |
| Home runs: | 3, Wes Clarke vs Winthrop (Feb 23, 2021) |
| Total bases: | 12, Wes Clarke vs Winthrop (Feb 23, 2021) |
| Walks: | 3 (4 times) |
| Strikeouts: | 4, George Callil vs Florida (March 26, 2021) |
| Sac hits: | 1, (16 times) |
| Sac flies: | 1, (23 times) |
| Stolen bases: | 1, (24 times) |
| Hit by pitch: | 2 (4 times) |
| Caught stealing: | 1, (6 times) |
| Runners LOB: | 6, Colin Burgess vs Clemson (Feb 27, 2021) |

FIELDING (TEAM GAME HIGHS)














| | |
|---------------|---|
| Putouts: | 20, Colin Burgess vs Florida (March 26, 2021) |
| Assists: | 6, George Callil at Georgia (April 4, 2021) |
| Errors: | 2, Jack Mahoney vs Missouri (April 9, 2021) |
| Passed balls: | 1, (5 times) |

PITCHING (TEAM GAME HIGHS)
















| | |
|------------------|--|
| Innings pitched: | 8.0, Will Sanders at Georgia (April 4, 2021) |
| Runs allowed: | 6, Julian Bosnic at Texas (March 14, 2021) |
| Earned runs: | 5, Julian Bosnic at Vanderbilt (March 21, 2021) |
| | 5, Jackson Phipps vs. The Citadel (April 27, 2021) |
| Walks allowed: | 6, Thomas Farr vs Florida (March 26, 2021) |
| Strikeouts: | 11, Brannon Jordan vs Mercer (March 6, 2021) |
| | 11, Brannon Jordan at Georgia (April 3, 2021) |
| Hits allowed: | 8, Will Sanders at Georgia (April 4, 2021) |
| Doubles allowed: | 3, Thomas Farr vs. Missouri (April 9, 2021) |
| Triples allowed: | 1, (7 times) |
| Homers allowed: | 2, (6 times) |
| Wild pitches: | 2, (4 times) |
| Hit batters: | 2, Cam Tringali vs. Winthrop (March 2, 2021) |
| | 2, Julian Bosnic vs Mercer (March 7, 2021) |

Bold italic denotes school record

GAMECOCK HITTER NOTES (PROBABLE STARTERS)

| | | | |
|----|---|---|---|
| 3 |  | BRAYLEN WIMMER - So. - INF - 6-4 - 200 - Yukon, Okla. AVG. R 2B 3B HR RBI SB .289 28 13 0 8 24 4 | - Had four hits in a 14-inning win over Florida on March 26 - Named All-State first team by the Oklahoman as a senior - Made 10 starts and had three multi-hit games as a freshman in 2020 - Dad, Chris, was a 2-time All-American at Wichita State, played in 1992 Olympics - LAST SERIES: 2-11, 1 R, vs. Ole Miss (April 30-May 1) |
| 6 |  | GEORGE CALLIL - 5th - INF - 6-4 - 201 - Melbourne, Australia AVG. R 2B 3B HR RBI SB .220 21 8 1 2 15 5 | - Led the SEC and was tied for second in the country with 12 hit-by-pitches in 2020 - Had a .446 on-base percentage with 10 RBI in 16 starts last season - Homered and drove in a pair in a win over Georgia (April 3) - Was the shortstop for the U18 Australian National Team - LAST SERIES: 2-8, 2 2B, 2 RBI vs. Ole Miss (April 30-May 1) |
| 7 |  | BRENNAN MILONE - So. - INF - 6-0 - 200 - Woodstock, Ga. AVG. R 2B 3B HR RBI SB .184 18 8 0 1 9 1 | - Selected in the 28th round of the 2019 MLB First-Year Player Draft by the Dodgers - Rated the No. 3 Top SEC Prospect for the 2022 Draft by D1Baseball - Passed Nick Markakis in owning school records for home runs, RBI, walks, runs & hits - Homered in the 13-4 win over Missouri (April 11) - LAST SERIES: 0-2 vs. Ole Miss (April 30-May 1) |
| 8 |  | JEFF HEINRICH - Sr. - INF - 6-0 - 189 - Lake in the Hills, Ill. AVG. R 2B 3B HR RBI SB .222 3 4 0 0 8 2 | - Selected in the 40th round of the 2019 MLB First-Year Player Draft by the Giants - Scored 10 runs and was 3-for-4 in stolen bases in 2020 - Doubled and drove in a pair of runs in the win over Winthrop (Feb. 23) - Went 3-for-5 in an extra-inning win over Clemson (Feb. 27) - LAST SERIES: 0-5, HBP vs. Arkansas (April 22-23) |
| 9 |  | NOAH MYERS - Sr. - OF - 6-1 - 191 - Wyoming, Ontario AVG. R 2B 3B HR RBI SB .136 5 1 0 1 4 1 | - Selected in the 30th round of the 2019 MLB First-Year Player Draft by the Blue Jays - Notched a school-record 77 stolen bases as a sophomore at Wabash Valley C.C. - Was 4-for-4 with two runs scored and three RBI in a win over The Citadel (3/10/20) - Great Lake Canadians Hitter of the Year and MVP (2017) - LAST SERIES: 0-3 vs. Ole Miss (April 30-May 1) |
| 10 |  | COLIN BURGESS - So. - C - 5-8 - 195 - Lexington, Ky. AVG. R 2B 3B HR RBI SB .277 17 3 0 4 19 0 | - Received the Johnny Bench Award in 2019, awarded to the top HS catcher in Kentucky - Helped Tates Creek HS to a state championship his senior season - Had a .423 slugging percentage and a .357 on-base percentage in 2020 - Walk-off double in Carolina's 9-8, 14-inning win over Florida (March 26) - LAST SERIES: 3-8, 2 R, 1 HR, 1 RBI vs. Ole Miss (April 30-May 1) |
| 11 |  | ANDREW EYSTER - Sr. - OF - 6-3 - 214 - Ocala, Fla. AVG. R 2B 3B HR RBI SB .272 21 8 1 7 27 1 | - Back-to-back walk-off hits to defeat Clemson (Feb. 27-28) - Homered in the 14th inning to tie the game vs. Florida (March 26) - Earned the Tom Price Award for MVP of the Clemson series (Feb. 28-March 1) - 2x MLB Draft pick (2017, Diamondbacks 27th rd.; 2018, Indians, 32nd rd) - LAST SERIES: 3-11 vs. Ole Miss (April 30-May 1) |
| 12 |  | JOSIAH SIGHTLER - Jr. - INF/P - 6-5 - 232 - Gaston, S.C. AVG. R 2B 3B HR RBI SB .277 25 8 0 6 23 2 | - Belted a solo home run in the win over Mercer (March 6) - Homered and had three hits in the win over Winthrop (Feb. 23) - Grand slam vs. Charleston Southern (April 13, 2021) - Drafted in the 12th round of the 2018 MLB First-Year Player Draft by the Reds - LAST SERIES: 3-11, 2 R, 1 2B, 1 HR, 1 RBI vs. Ole Miss (April 30-May 1) |
| 13 |  | MICHAEL ROBINSON - Jr. - INF - 6-3 - 197 - Elizabethton, Tenn. AVG. R 2B 3B HR RBI SB .154 1 0 0 0 1 0 | - Helped Walters State to the NJCAA D1 World Series in 2019 - Had the game-winning single in Walters State's win over Navarro in the NJCAAWS - Played for the Savannah Bananas in the Coastal Plain League (Summer 2020) - Perfect Game Preseason All-Southeast Region HM (2017) - LAST SERIES: 0-3 vs. Ole Miss (April 30-May 1) |
| 14 |  | JOE SATTERFIELD - Gr. - INF - 6-0 - 194 - Greenville, S.C. AVG. R 2B 3B HR RBI SB .194 5 2 0 0 8 0 | - Was an All-CAA first team selection in 2019 while at Elon - Was a team captain at Elon in 2020 - Drove in five runs in his first start in a win over Winthrop (March 2) - Helped J.L. Mann High School to a pair of state runner-up finishes - LAST SERIES: 0-4 vs. Ole Miss (April 30-May 1) |
| 26 |  | DAVID MENDHAM - Jr. - INF/C - 6-3 - 219 - Dorchester, Ont. AVG. R 2B 3B HR RBI SB .248 19 7 1 4 22 0 | - Was an NJCAA Second Team All-American at Connors State C.C. in Warner, Okla. - Hit .422 with 14 home runs and 85 RBI his freshman season at Connors State - Played for the Savannah Bananas in the Coastal Plain League (Summer 2020) - Bases-clearing double in a 5-1 win over Dayton (Feb. 21) - LAST SERIES: 1-10, 1 R, 1 BB vs. Ole Miss (April 30-May 1) |
| 28 |  | WES CLARKE - Jr. - INF/C - 6-2 - 236 - Forest, Va. AVG. R 2B 3B HR RBI SB .279 46 6 0 17 40 0 | - NCBWA National Player of the Month for February - Leads the country with 15 home runs; had three in win over Winthrop (Feb. 23) - Belted two home runs in a win over Clemson (Feb. 28) - Drafted in the 40th round of the 2018 MLB First-Year Player Draft by the Brewers - LAST SERIES: 1-12, 1 R, 1 HR, 3 RBI vs. Ole Miss (April 30-May 1) |
| 33 |  | BRADY ALLEN - Jr. - OF - 6-1 - 218 - Lakeland, Fla. AVG. R 2B 3B HR RBI SB .296 39 11 1 11 34 8 | - Led the Gamecocks with a .327 batting average in 2020 - Homered twice in Sunday wins over Florida (March 28) and Georgia (April 4) - In 2020, led the SEC with five triples - Had three hits and homered in the win over No. 2 Vanderbilt (March 21) - LAST SERIES: 1-12, 1 RBI vs. Ole Miss (April 30-May 1) |

GAMECOCK BULLPEN NOTES

| 4 |  | JACKSON PHIPPS - Fr. - LHP - 6-5 - 230 - Dallas, Ga. <table><tr><th>ERA</th><th>IP</th><th>H</th><th>R</th><th>ER</th><th>BB</th><th>SO</th></tr><tr><td>9.00</td><td>12.0</td><td>15</td><td>12</td><td>12</td><td>4</td><td>16</td></tr></table> | ERA | IP | H | R | ER | BB | SO | 9.00 | 12.0 | 15 | 12 | 12 | 4 | 16 | <ul style="list-style-type: none">- Three-time All-State selection at East Paulding High School in Dallas, Ga.- Tied Zach Wheeler for strikeouts in a game at East Paulding (16)- No. 49-ranked HS prospect for the 2020 draft by Athlon Sports- Invited to the USA Baseball and MLB's Prospect Development Pipeline League- LAST OUTING: 1.1 IP, 3 H, 5 R, 1 BB, 2 K vs. The Citadel (April 27) |
|-------|---|---|-----|----|----|----|----|----|----|-------|------|----|----|----|----|----|--|
| ERA | IP | H | R | ER | BB | SO | | | | | | | | | | | |
| 9.00 | 12.0 | 15 | 12 | 12 | 4 | 16 | | | | | | | | | | | |
| 12 |  | JOSIAH SIGHTLER - Jr. - INF/P - 6-5- 232 - Gaston, S.C. <table><tr><th>ERA</th><th>IP</th><th>H</th><th>R</th><th>ER</th><th>BB</th><th>SO</th></tr><tr><td>4.70</td><td>7.2</td><td>10</td><td>4</td><td>4</td><td>2</td><td>8</td></tr></table> | ERA | IP | H | R | ER | BB | SO | 4.70 | 7.2 | 10 | 4 | 4 | 2 | 8 | <ul style="list-style-type: none">- Earned the win over Winthrop (March 2), striking out four in three innings- Struck out four batters in 1.2 innings pitched vs. Cornell (March 7, 2020)- Made his first career appearance vs. Mississippi State on May 16, 2019- Drafted in the 12th round of the 2018 MLB First-Year Player Draft by the Reds- LAST OUTING: 0.2 IP, 2 H, 0 R, 1 BB, 0 K, at Texas (March 14) |
| ERA | IP | H | R | ER | BB | SO | | | | | | | | | | | |
| 4.70 | 7.2 | 10 | 4 | 4 | 2 | 8 | | | | | | | | | | | |
| 15 |  | DANIEL LLOYD - Jr. - RHP - 6-3 - 232 - Summerville, S.C. <table><tr><th>ERA</th><th>IP</th><th>H</th><th>R</th><th>ER</th><th>BB</th><th>SO</th></tr><tr><td>3.24</td><td>25.0</td><td>20</td><td>9</td><td>9</td><td>12</td><td>27</td></tr></table> | ERA | IP | H | R | ER | BB | SO | 3.24 | 25.0 | 20 | 9 | 9 | 12 | 27 | <ul style="list-style-type: none">- Made eight appearances in 2020, striking out 13 batters in nine innings- Held opponents to a .235 batting average- Had a save in the win over Holy Cross (Feb. 15, 2020)- Had three strikeouts in 2.2 innings pitched in a win over Dayton (Feb. 21)- LAST OUTING: 3.0 IP, 3 H, 1 R, 1 BB, 4 K vs. UNF (May 5) |
| ERA | IP | H | R | ER | BB | SO | | | | | | | | | | | |
| 3.24 | 25.0 | 20 | 9 | 9 | 12 | 27 | | | | | | | | | | | |
| 16 |  | JOHN GILREATH - Sr. - LHP - 5-11 - 179 - Rock Hill, S.C. <table><tr><th>ERA</th><th>IP</th><th>H</th><th>R</th><th>ER</th><th>BB</th><th>SO</th></tr><tr><td>3.86</td><td>14.0</td><td>10</td><td>6</td><td>6</td><td>10</td><td>11</td></tr></table> | ERA | IP | H | R | ER | BB | SO | 3.86 | 14.0 | 10 | 6 | 6 | 10 | 11 | <ul style="list-style-type: none">- Made five appearances in 2020, striking out nine in 5.2 innings- Held opponents to a .174 batting average- Made 40 appearances his first two seasons at Carolina- Enrolled at South Carolina after graduating high school in the fall of 2017- LAST OUTING: 2.1 IP, 2 H, 3 R, 2 BB, 1 K vs. UNF (May 5) |
| ERA | IP | H | R | ER | BB | SO | | | | | | | | | | | |
| 3.86 | 14.0 | 10 | 6 | 6 | 10 | 11 | | | | | | | | | | | |
| 18 |  | JULIAN BOSNIC - R-So. - LHP - 6-3 - 219 - Lutz, Fla. <table><tr><th>ERA</th><th>IP</th><th>H</th><th>R</th><th>ER</th><th>BB</th><th>SO</th></tr><tr><td>3.55</td><td>33.0</td><td>15</td><td>16</td><td>13</td><td>19</td><td>58</td></tr></table> | ERA | IP | H | R | ER | BB | SO | 3.55 | 33.0 | 15 | 16 | 13 | 19 | 58 | <ul style="list-style-type: none">- Was 2-0 with a 0.00 ERA and seven strikeouts in 6.2 IP in 2020- Missed the 2019 season due to injury.- Struck out five in three innings of relief in a win over Florida (March 28)- Had 93 strikeouts in 52.2 innings pitched at Berkley Prep in Florida- LAST OUTING: 1.0 IP, 0 H, 0 R, 0 BB, 1 K vs. UNF (May 5) (SAVE) |
| ERA | IP | H | R | ER | BB | SO | | | | | | | | | | | |
| 3.55 | 33.0 | 15 | 16 | 13 | 19 | 58 | | | | | | | | | | | |
| 20 |  | ANDREW PETERS - R-Jr. - RHP - 6-2 - 191 - Morris, Ill. <table><tr><th>ERA</th><th>IP</th><th>H</th><th>R</th><th>ER</th><th>BB</th><th>SO</th></tr><tr><td>2.43</td><td>29.2</td><td>17</td><td>11</td><td>8</td><td>11</td><td>43</td></tr></table> | ERA | IP | H | R | ER | BB | SO | 2.43 | 29.2 | 17 | 11 | 8 | 11 | 43 | <ul style="list-style-type: none">- Drafted in the 21st round of the 2019 MLB First-Year Player Draft by the Rays- Made three appearances on the mound, striking out four batters in 2.1 innings- Earned the win in a 12-5 victory over Dayton (Feb. 20); 3 K's in 2.0 IP- Broke the single-season strikeout record at Maryville (70)- LAST OUTING: 3.0 IP, 4 H, 3 R, 0 BB, 4 K vs. Ole Miss (May 1) |
| ERA | IP | H | R | ER | BB | SO | | | | | | | | | | | |
| 2.43 | 29.2 | 17 | 11 | 8 | 11 | 43 | | | | | | | | | | | |
| 21 |  | MAGDIEL COTTO - Fr. - LHP - 6-4 - 245 - Fort Mill, S.C. <table><tr><th>ERA</th><th>IP</th><th>H</th><th>R</th><th>ER</th><th>BB</th><th>SO</th></tr><tr><td>3.38</td><td>8.0</td><td>7</td><td>4</td><td>3</td><td>2</td><td>8</td></tr></table> | ERA | IP | H | R | ER | BB | SO | 3.38 | 8.0 | 7 | 4 | 3 | 2 | 8 | <ul style="list-style-type: none">- Ranked the top LHP in the state of SC by Perfect Game in the class of 2020- No. 189 on MLB Pipeline's Top 200 best prospects for the 2020 Draft- Had 27 strikeouts in 13.2 innings pitched at Nation Ford HS as a senior- Attended Bethel Park High School in Pennsylvania his Fr. and So. seasons- LAST OUTING: 2.0 IP, 0 H, 0 R, 0 BB, 2 K vs. UNF (May 5) (WIN) |
| ERA | IP | H | R | ER | BB | SO | | | | | | | | | | | |
| 3.38 | 8.0 | 7 | 4 | 3 | 2 | 8 | | | | | | | | | | | |
| 23 |  | JACK MAHONEY - Fr. - RHP - 6-2 - 210 - Arlington Hts., Ill. <table><tr><th>ERA</th><th>IP</th><th>H</th><th>R</th><th>ER</th><th>BB</th><th>SO</th></tr><tr><td>1.62</td><td>33.1</td><td>27</td><td>7</td><td>6</td><td>8</td><td>39</td></tr></table> | ERA | IP | H | R | ER | BB | SO | 1.62 | 33.1 | 27 | 7 | 6 | 8 | 39 | <ul style="list-style-type: none">- Was 12-5 with a save and 105 strikeouts at St. Viator High School- Pitched a career high 7.2 innings in a 9-5 win over The Citadel (April 27)- Was ranked No. 3 player in the State of Illinois in the class of 2020 (Perfect Game)- Also played football and basketball at St. Viator- LAST OUTING: 0.2 IP, 3 H, 2 R, 1 BB, 0 K vs. UNF (May 5) |
| ERA | IP | H | R | ER | BB | SO | | | | | | | | | | | |
| 1.62 | 33.1 | 27 | 7 | 6 | 8 | 39 | | | | | | | | | | | |
| 32 |  | WILL SANDERS - Fr. - RHP - 6-6 - 210 - Atlanta, Ga. <table><tr><th>ERA</th><th>IP</th><th>H</th><th>R</th><th>ER</th><th>BB</th><th>SO</th></tr><tr><td>3.38</td><td>45.1</td><td>42</td><td>18</td><td>17</td><td>8</td><td>45</td></tr></table> | ERA | IP | H | R | ER | BB | SO | 3.38 | 45.1 | 42 | 18 | 17 | 8 | 45 | <ul style="list-style-type: none">- SEC Freshman of the Week (March 1, April 5)- Struck out a career high 10 in a win over The Citadel (March 23)- 4A All-State first team at Woodward Academy (2019)- Ranked No. 2 RHP in Georgia by Perfect Game in the class of 2020- LAST OUTING: 2.0 IP, 5 H, 4 R, 1 BB, 2 K vs. Ole Miss (May 1) |
| ERA | IP | H | R | ER | BB | SO | | | | | | | | | | | |
| 3.38 | 45.1 | 42 | 18 | 17 | 8 | 45 | | | | | | | | | | | |
| 37 |  | CAM TRINGALI - R-Jr. - RHP - 6-4 - 228 - Columbia, S.C. <table><tr><th>ERA</th><th>IP</th><th>H</th><th>R</th><th>ER</th><th>BB</th><th>SO</th></tr><tr><td>81.00</td><td>0.1</td><td>1</td><td>3</td><td>3</td><td>0</td><td>1</td></tr></table> | ERA | IP | H | R | ER | BB | SO | 81.00 | 0.1 | 1 | 3 | 3 | 0 | 1 | <ul style="list-style-type: none">- Was 1-0 with a 3.38 ERA and 13 strikeouts in 10.2 innings in 2020- Struck out seven in five innings of relief to earn the win at Furman (March 3, 2020)- SEC Community Service team (2020)- Held opponents to a .205 batting average in 2020- LAST OUTING: 0.1 IP, 1 H, 3 R, 0 BB, 1 K vs. Winthrop (March 2) |
| ERA | IP | H | R | ER | BB | SO | | | | | | | | | | | |
| 81.00 | 0.1 | 1 | 3 | 3 | 0 | 1 | | | | | | | | | | | |
| 40 |  | WESLEY SWEATT - Jr. - RHP - 6-3 - 219 - Rock Hill, S.C. <table><tr><th>ERA</th><th>IP</th><th>H</th><th>R</th><th>ER</th><th>BB</th><th>SO</th></tr><tr><td>9.53</td><td>5.2</td><td>12</td><td>6</td><td>6</td><td>0</td><td>4</td></tr></table> | ERA | IP | H | R | ER | BB | SO | 9.53 | 5.2 | 12 | 6 | 6 | 0 | 4 | <ul style="list-style-type: none">- Back in the bullpen after missing 2020 due to injury.- Appeared in 23 games in 2019, going 2-3 with a 4.33 ERA and a save- Earned wins over N.C. State and Clemson his freshman season- Class 5A All-State team at Northwestern High School (2017, '18)- LAST OUTING: 0.0 IP, 3 H, 1 R, 0 BB, 0 K vs. Arkansas (April 22) |
| ERA | IP | H | R | ER | BB | SO | | | | | | | | | | | |
| 9.53 | 5.2 | 12 | 6 | 6 | 0 | 4 | | | | | | | | | | | |
| 44 |  | PARKER COYNE - Sr. - RHP - 6-2 - 210 - Suwanee, Ga. <table><tr><th>ERA</th><th>IP</th><th>H</th><th>R</th><th>ER</th><th>BB</th><th>SO</th></tr><tr><td>5.79</td><td>4.2</td><td>3</td><td>3</td><td>3</td><td>3</td><td>8</td></tr></table> | ERA | IP | H | R | ER | BB | SO | 5.79 | 4.2 | 3 | 3 | 3 | 3 | 8 | <ul style="list-style-type: none">- Struck out 13 batters in eight innings of work in 2020- Allowed one run with four strikeouts in four innings at Furman (March 3, 2020)- Made 35 appearances in his first two seasons at Carolina- Held opponents to a .192 batting average in 2018- LAST OUTING: 0.2 IP, 0 R, 0 R, 1 BB, 1 K vs. Gardner-Webb (March 30) |
| ERA | IP | H | R | ER | BB | SO | | | | | | | | | | | |
| 5.79 | 4.2 | 3 | 3 | 3 | 3 | 8 | | | | | | | | | | | |
| 45 |  | CJ WEINS - Jr. - RHP - 6-3 - 222 - Lockport, Ill. <table><tr><th>ERA</th><th>IP</th><th>H</th><th>R</th><th>ER</th><th>BB</th><th>SO</th></tr><tr><td>13.50</td><td>1.1</td><td>1</td><td>3</td><td>2</td><td>4</td><td>2</td></tr></table> | ERA | IP | H | R | ER | BB | SO | 13.50 | 1.1 | 1 | 3 | 2 | 4 | 2 | <ul style="list-style-type: none">- Was a NJCAA All-American pitcher at Wabash Valley C.C. in 2019- Had a 5-0 record with seven saves as a freshman- Played high school baseball at Lockport Township East H.S. in Illinois- Helped Wabash Valley with a 55-4 mark in 2019- LAST OUTING: 0.1 IP, 1 H, 1 R, 0 ER, 1 BB, 0 K vs. Gardner-Webb (March 30) |
| ERA | IP | H | R | ER | BB | SO | | | | | | | | | | | |
| 13.50 | 1.1 | 1 | 3 | 2 | 4 | 2 | | | | | | | | | | | |
| 49 |  | BRETT KERRY - Je. - RHP - 6-0 - 213 - Clemmons, N.C. <table><tr><th>ERA</th><th>IP</th><th>H</th><th>R</th><th>ER</th><th>BB</th><th>SO</th></tr><tr><td>2.40</td><td>30.0</td><td>30</td><td>9</td><td>8</td><td>6</td><td>59</td></tr></table> | ERA | IP | H | R | ER | BB | SO | 2.40 | 30.0 | 30 | 9 | 8 | 6 | 59 | <ul style="list-style-type: none">- Was 2-0 with a 3.60 ERA and a save in six appearances in 2020- Struck out 10 in 5.2 innings of relief to earn the win at Vanderbilt (March 21)- 2019 Freshman All-SEC performer- Struck out 18 batters in 15 innings in 2020- LAST OUTING: 3.1 IP, 6 H, 2 R, 1 BB, 9 K vs. Ole Miss (May 1)(LOSS) |
| ERA | IP | H | R | ER | BB | SO | | | | | | | | | | | |
| 2.40 | 30.0 | 30 | 9 | 8 | 6 | 59 | | | | | | | | | | | |
| 50 |  | TRAVIS LUENSMANN - Fr. - RHP - 6-6 - 234 - Altoona, Pa. <table><tr><th>ERA</th><th>IP</th><th>H</th><th>R</th><th>ER</th><th>BB</th><th>SO</th></tr><tr><td>15.43</td><td>2.1</td><td>4</td><td>6</td><td>4</td><td>1</td><td>2</td></tr></table> | ERA | IP | H | R | ER | BB | SO | 15.43 | 2.1 | 4 | 6 | 4 | 1 | 2 | <ul style="list-style-type: none">- Went 8-1 with 82 strikeouts his junior season at Bellwood-Antis High School- Altoona Mirror First Team (2018, '19)- Inter-County Conference All-Star (2019)- Ranked No. 4 player in the state of Pennsylvania in the class of 2020 by PG- LAST OUTING: 0.1 IP, 3 H, 2 ER, 0 BB, 0 K vs. Davidson (March 17) |
| ERA | IP | H | R | ER | BB | SO | | | | | | | | | | | |
| 15.43 | 2.1 | 4 | 6 | 4 | 1 | 2 | | | | | | | | | | | |

2 NCAA Championships, 3 SEC Championships, 7 SEC East Titles, 31 NCAA Appearances

FRIDAY'S STARTING PITCHER



#22 BRANNON JORDAN

SR. - 6-2 - 187 - COLLINSVILLE, OKLA.

2021 (SENIOR)

Went four innings in his first outing of 2021, striking out four and allowing two hits and three earned runs vs. Dayton (Feb. 20) ... Struck out eight in a four-inning start vs. Clemson (Feb. 28) ... Allowed just one hit with 11 strikeouts in five innings in a win over Mercer (March 6) ... Struck out six in five innings of work at Texas (March 13) ... Had nine strikeouts in five innings at No. 2 Vanderbilt (March 20) ... Pitched a career-high seven innings, allowing an unearned run with nine strikeouts in a win over Florida (March 27) ... Had 11 strikeouts and picked up a win at Georgia (April 3)

... Earned a win vs. Missouri on April 10, striking out eight in five innings of work.

2020 (JUNIOR)

Struck out nine in five innings of work to earn the win over Holy Cross ... Had nine strikeouts in six innings of work in a no-decision against Northwestern ... Allowed just one hit in five innings at Clemson (March 1) ... Career high 10 strikeouts in just five innings of work in a win over Cornell (March 8) ...

PRIOR TO CAROLINA

Was selected in the 31st round of the 2019 MLB First-Year Player Draft by Tampa Bay ... Attended Cowley County Community College in Arkansas City, Kan., for two years ... Named the Jayhawk East Conference and Region 6 Pitcher of the Year in 2019 ... Had a 2.63 ERA and 74 strikeouts in 61.1 innings pitched his sophomore season at Cowley County ... In 2018, went 8-1 with a 3.33 ERA, striking out 70 batters in 54 innings pitched ... Pitched in the Kansas JuCo All-Star game in 2018 ... Attended Collinsville High School in Collinsville, Okla., where he was a Perfect Game Central Region honorable mention in 2017 ... Played summer baseball for the Eau Claire Express in the Northwoods League in 2019 ... Was named a Northwoods League All-Star, going 2-0 with a 1.74 ERA and 28 strikeouts in 20.2 innings pitched

PERSONAL

Born on July 20, 1998 ... Son of Andy and Jennifer Jordan ... Brother, Wyatt, wrestled at the University of Central Oklahoma ... Major is sport and entertainment management.

2020 SEASON

| Date | Opponent | GS | IP | H | R | ER | BB | SO | W-L | S |
|---------|--------------|----|-----|---|---|----|----|----|-----|---|
| 2-16-20 | Holy Cross | * | 5.0 | 2 | 0 | 0 | 0 | 9 | 1-0 | 0 |
| 2-23-20 | Northwestern | * | 6.0 | 2 | 2 | 2 | 3 | 9 | 1-0 | 0 |
| 3-1-20 | Clemson | * | 5.0 | 1 | 1 | 1 | 5 | 4 | 1-0 | 0 |
| 3-8-20 | Cornell | * | 5.0 | 2 | 1 | 1 | 1 | 10 | 2-0 | 0 |

2021 SEASON

| Date | Opponent | GS | IP | H | R | ER | BB | SO | W-L | S |
|---------|------------|----|-----|---|---|----|----|----|-----|---|
| 2-19-21 | Dayton | * | 4.0 | 2 | 4 | 3 | 4 | 4 | 0-0 | 0 |
| 2-28-21 | Clemson | * | 4.0 | 3 | 2 | 2 | 4 | 8 | 0-0 | 0 |
| 3-6-21 | Mercer | * | 5.0 | 1 | 0 | 0 | 3 | 11 | 1-0 | 0 |
| 3-31-21 | Texas | * | 5.0 | 3 | 2 | 2 | 2 | 6 | 1-1 | 0 |
| 3-20-21 | Vanderbilt | * | 5.0 | 3 | 2 | 2 | 3 | 9 | 1-2 | 0 |
| 3-27-21 | Florida | * | 7.0 | 5 | 1 | 0 | 1 | 9 | 2-2 | 0 |
| 4-3-21 | Georgia | * | 6.2 | 1 | 5 | 4 | 3 | 11 | 3-2 | 0 |
| 4-10-21 | Missouri | * | 5.0 | 2 | 1 | 1 | 4 | 8 | 4-2 | 0 |
| 4-17-21 | LSU | * | 4.0 | 3 | 2 | 2 | 5 | 6 | 4-2 | 0 |
| 4-23-21 | Arkansas | * | 4.2 | 3 | 2 | 1 | 4 | 4 | 4-2 | 0 |
| 5-1-21 | Ole Miss | * | 5.0 | 4 | 4 | 4 | 4 | 4 | 4-3 | 0 |

#22 Brannon Jordan

| Season High | Career High |
|----------------------------------|----------------------------------|
| 7.0 vs. Florida (3/27/21) | 7.0 vs. Florida (3/27/21) |
| 5, vs. Florida (3/27/21) | 5, vs. Florida (3/27/21) |
| 5, at Georgia (4/3/21) | 5, at Georgia (4/3/21) |
| 4, 2x, last at Ole Miss (5/1/21) | 4, 2x, last at Ole Miss (5/1/21) |
| 5, at LSU (4/17/21) | 5, at LSU (4/17/21) |
| 11, 2x, last at Georgia (4/2/21) | 11, 2x, last at Georgia (4/2/21) |

JORDAN'S CAREER STATISTICS

| Year | ERA | W-L | G | GS | CG | SHO | SV | IP | H | R | ER | BB | SO | 2B | 3B | HR | BF | AVG | WP | HBP | BK | SFA | SHA |
|---------------|-------------|------------|-----------|-----------|----------|------------|----------|-------------|-----------|-----------|-----------|-----------|------------|-----------|----------|----------|------------|-------------|----------|----------|----------|----------|----------|
| 2020 | 1.71 | 2-0 | 4 | 4 | 1 | 1/0 | 0 | 21.0 | 7 | 4 | 4 | 9 | 32 | 3 | 0 | 1 | 78 | .104 | 3 | 1 | 0 | 1 | 0 |
| 2021 | 3.42 | 4-3 | 11 | 11 | 0 | 0/1 | 0 | 55.1 | 30 | 25 | 21 | 37 | 80 | 10 | 0 | 8 | 239 | .154 | 6 | 5 | 0 | 2 | 0 |
| Totals | 2.95 | 6-3 | 15 | 15 | 1 | 1/1 | 0 | 76.1 | 37 | 29 | 25 | 46 | 112 | 13 | 0 | 9 | 317 | .141 | 9 | 6 | 0 | 3 | 0 |

2 NCAA Championships, 3 SEC Championships, 7 SEC East Titles, 31 NCAA Appearances

SATURDAY'S STARTING PITCHER



#32 WILL SANDERS

FR. - 6-6 - 208 - ATLANTA, GA.

AWARDS

SEC Freshman of the Week (March 1) ... SEC Co-Freshman of the Week (April 5)...

2021 (FRESHMAN)

Made his collegiate debut on Feb. 20 vs. Dayton, pitching a 1-2-3 ninth inning in a 12-5 win ... Struck out six in 2.2 innings against Winthrop (Feb. 23) in his first career start ... Earned wins in back-to-back games against Clemson (Feb. 27-28) ... Had three strikeouts in two innings of relief against Mercer (March 6) ... Pitched a scoreless inning in a start vs. Davidson (March 17) ... Pitched eight-plus innings in a win over Georgia (April 4), striking out four and not walking a batter while allowing just one run ... Struck out six in four innings in a win over Missouri (April 10) ... Had six strikeouts in four innings to earn a win over Florida (March 28) ... Pitched six shutout innings, striking out four in a win over LSU (April 17)...

HIGH SCHOOL

Attended Woodward Academy in Atlanta, Ga., where he helped the War Eagles to a quarterfinal berth in the 4A state playoffs in 2019 ... Under Armour All-American (2019) ... Georgia Dugout Preview Magazine 4A All-State first team (2019) ... Perfect Game Preseason All-Southeast Region first team (2020) ... Perfect Game Preseason Underclass All-America first team (2019) ... Perfect Game Preseason Underclass All-America honorable mention (2018) ... Played in the Perfect Game All-American Classic and the Under Armour All-American Game in 2019 ... Was the No. 2 ranked right-handed pitcher and No. 3 overall player in the state of Georgia in the class of 2020 by Perfect Game ... Also ranked No. 58 player in the country and the No. 18 RHP in the 2020 class by Perfect Game ... No. 200 on Baseball America's Top 500 Players for the 2020 MLB Draft ... Played summer baseball for the East Cobb Astros

PERSONAL

Born on March 30, 2002 ... Son of Rich and Rebekah Sanders ... Major is retailing

| Date | Opponent | GS | IP | H | R | ER | BB | SO | W-L | SV |
|---------|-------------|----|-----|---|---|----|----|----|-----|----|
| 2-20-21 | Dayton | | 1.0 | 0 | 0 | 0 | 0 | 0 | 0-0 | 0 |
| 2-23-21 | Winthrop | * | 2.2 | 2 | 0 | 0 | 0 | 6 | 0-0 | 0 |
| 2-27-21 | Clemson | | 1.0 | 0 | 0 | 0 | 0 | 0 | 1-0 | 0 |
| 2-28-21 | Clemson | | 0.2 | 0 | 0 | 0 | 0 | 0 | 2-0 | 0 |
| 3-6-21 | Mercer | | 2.0 | 1 | 0 | 0 | 0 | 3 | 2-0 | 0 |
| 3-10-21 | The Citadel | | 1.1 | 2 | 0 | 0 | 0 | 0 | 2-0 | 0 |
| 3-12-21 | Texas | | 0.0 | 2 | 3 | 3 | 1 | 0 | 2-1 | 0 |
| 3-14-21 | Texas | | 1.0 | 2 | 0 | 0 | 0 | 0 | 2-1 | 0 |
| 3-17-21 | Davidson | * | 1.0 | 0 | 0 | 0 | 1 | 1 | 2-1 | 0 |
| 3-20-21 | Vanderbilt | | 0.2 | 2 | 0 | 0 | 1 | 0 | 2-1 | 0 |
| 3-23-21 | The Citadel | * | 5.0 | 1 | 1 | 1 | 1 | 10 | 3-1 | 0 |
| 3-28-21 | Florida | * | 4.0 | 2 | 3 | 2 | 1 | 6 | 4-1 | 0 |
| 4-4-21 | Georgia | * | 8.0 | 8 | 1 | 1 | 0 | 4 | 5-1 | 0 |
| 4-11-21 | Missouri | * | 4.0 | 4 | 2 | 2 | 0 | 6 | 5-1 | 0 |
| 4-17-21 | LSU | * | 6.0 | 5 | 0 | 0 | 1 | 4 | 6-1 | 0 |
| 4-23-21 | Arkansas | * | 5.0 | 6 | 4 | 4 | 1 | 3 | 6-2 | 0 |
| 5-1-21 | Ole Miss | * | 2.0 | 5 | 4 | 4 | 1 | 2 | 6-2 | 0 |

#32 Will Sanders

Season/Career High
 8.0, at Georgia (4/4/21) Innings
 8, at Georgia (4/4/21) Hits
 4, 2x, last vs. Ole Miss (5/1/21) Runs
 4, 2x, last vs. Ole Miss (5/1/21) Earned Runs
 1, 6x, last vs. Arkansas (4/23/21) Walks
 10, vs. The Citadel (3/23/21) Strikeouts

SANDERS' CAREER STATISTICS

| Year | ERA | W-L | G | GS | CG | SHO | SV | IP | H | R | ER | BB | SO | 2B | 3B | HR | BF | AVG | WP | HBP | BK | SFA | SHA |
|------|------|-----|----|----|----|-----|----|------|----|----|----|----|----|----|----|----|-----|------|----|-----|----|-----|-----|
| 2021 | 3.38 | 6-2 | 17 | 9 | 0 | 0/2 | 0 | 45.1 | 42 | 18 | 17 | 8 | 45 | 7 | 2 | 7 | 184 | .244 | 5 | 4 | 0 | 0 | 0 |

2 NCAA Championships, 3 SEC Championships, 7 SEC East Titles, 31 NCAA Appearances

SUNDAY'S STARTING PITCHER



#34 THOMAS FARR

R-JR. - 6-0 - 195 - TYRONE, GA.

2021 (REDSHIRT JUNIOR)

Earned the win in the Opening Day start vs. Dayton (Feb. 19), striking out eight in six innings of work ... Had a no decision against Clemson, striking out seven in six innings of work ... Struck out five in 5.1 innings, allowing just one run in a win over Mercer (March 5) ... Had a career high 10 strikeouts in five innings of work in a no-decision against Texas (March 12) ... Struck out nine in six innings of work at No. 2 Vanderbilt (March 19) ...

2020 (REDSHIRT SOPHOMORE)

Earned the win over Presbyterian, striking out five in a 4.2-inning midweek start ... Picked up the win vs. Clemson at Segra Park (Feb. 29), striking out three and allowing just two hits in five innings ... Struck out six in six innings of work in a win over Cornell

(March 7) ...

PRIOR TO CAROLINA

Was selected in the 37th round by the Texas Rangers in the 2019 MLB First-Year Player Draft ... Attended Northwest Florida State College in Niceville, Fla., for two years ... Had a 1.38 ERA and 14 strikeouts in 13 innings pitched before injury ended his sophomore season ... Was named the top junior college prospect in the state of Florida by Prep Baseball Report heading into the 2019 season ... As a freshman, pitched in 67.2 innings and had 56 strikeouts in 14 appearances and 12 starts ... Attended Sandy Creek High School in Tyrone, Ga., for four years ... Perfect Game All-Southeast Region honorable mention (2017) ... Perfect Game Underclass All-America honorable mention (2016)

PERSONAL

Born on April 29, 1999 ... Son of Michele Asher and Gary Farr ... Major is sport and entertainment management

2020 SEASON

| Date | Opponent | GS | IP | H | R | ER | BB | SO | W-L | SV |
|---------|--------------|----|-----|---|---|----|----|----|-----|----|
| 2-19-20 | Presbyterian | * | 4.2 | 3 | 2 | 2 | 2 | 5 | 1-0 | 0 |
| 2-29-20 | Clemson | * | 5.0 | 2 | 2 | 1 | 1 | 3 | 2-0 | 0 |
| 3-7-20 | Cornell | * | 6.0 | 1 | 0 | 0 | 2 | 6 | 3-0 | 0 |

2021 SEASON

| | | | | | | | | | | |
|---------|------------|---|-----|---|---|---|---|----|-----|---|
| 2-19-21 | Dayton | * | 6.0 | 5 | 1 | 1 | 2 | 8 | 1-0 | 0 |
| 2-27-21 | Clemson | * | 6.0 | 5 | 1 | 1 | 1 | 7 | 1-0 | 0 |
| 3-5-21 | Mercer | * | 5.1 | 6 | 1 | 1 | 3 | 5 | 2-0 | 0 |
| 3-12-21 | Texas | * | 6.0 | 7 | 1 | 1 | 1 | 10 | 2-0 | 0 |
| 3-19-21 | Vanderbilt | * | 6.0 | 4 | 3 | 3 | 3 | 9 | 2-1 | 0 |
| 3-26-21 | Florida | * | 4.1 | 4 | 5 | 4 | 6 | 6 | 2-1 | 0 |
| 4-2-21 | Georgia | * | 5.2 | 6 | 2 | 2 | 0 | 7 | 2-1 | 0 |
| 4-9-21 | Missouri | * | 5.0 | 4 | 3 | 3 | 5 | 9 | 2-2 | 0 |
| 4-15-21 | LSU | * | 5.0 | 4 | 2 | 2 | 3 | 3 | 2-3 | 0 |
| 4-22-21 | Arkansas | * | 7.0 | 5 | 4 | 3 | 2 | 5 | 2-4 | 0 |
| 4-30-21 | Ole Miss | * | 5.0 | 7 | 5 | 4 | 5 | 5 | 2-5 | 0 |

#34 Thomas Farr

| Season High | Career High |
|-----------------------------------|---|
| 7.0, vs. Arkansas (4/22/21) | Innings 7.0, vs. Arkansas (4/22/21) |
| 7, 2x, last at Ole Miss (4/30/21) | Hits 7, 2x, last at Ole Miss (4/30/21) |
| 5, 2x, last at Ole Miss (4/30/21) | Runs 5, 2x, last at Ole Miss (4/30/21) |
| 4, 2x, last at Ole Miss (4/30/21) | Earned Runs 4, 2x, last at Ole Miss (4/30/21) |
| 6, vs. Florida (3/26/21) | Walks 6, vs. Florida (3/26/21) |
| 10, at Texas (3/12/21) | Strikeouts 10, at Texas (3/12/21) |

FARR'S CAREER STATISTICS

| Year | ERA | W-L | G | GS | CG | SHO | SV | IP | H | R | ER | BB | SO | 2B | 3B | HR | BF | AVG | WP | HBP | BK | SFA | SHA |
|--------|------|-----|----|----|----|-----|----|------|----|----|----|----|----|----|----|----|-----|------|----|-----|----|-----|-----|
| 2020 | 1.72 | 3-0 | 3 | 3 | 0 | 0/0 | 0 | 15.2 | 6 | 4 | 3 | 5 | 14 | 0 | 0 | 1 | 59 | .113 | 3 | 0 | 0 | 0 | 1 |
| 2021 | 3.67 | 2-5 | 11 | 11 | 0 | 0/0 | 0 | 61.1 | 57 | 28 | 25 | 31 | 74 | 11 | 0 | 5 | 271 | .242 | 7 | 2 | 0 | 2 | 0 |
| Totals | 3.27 | 5-5 | 14 | 14 | 0 | 0/0 | 0 | 77.0 | 63 | 32 | 28 | 36 | 88 | 11 | 0 | 6 | 330 | .218 | 10 | 2 | 0 | 2 | 1 |

2 NCAA Championships, 3 SEC Championships, 7 SEC East Titles, 31 NCAA Appearances

SOUTH CAROLINA 2020 HONOR ROLL

Brady Allen

Rated No. 37 SEC Top Prospect for the 2021 Draft by D1 Baseball

Julian Bosnic

Rated No. 25 SEC Top Prospect for the 2021 Draft by D1Baseball

Colin Burgess

SEC Newcomer of the Week (March 29)

Buster Posey Award Watch List

Wes Clarke

NCBWA Player of the Month for February

SEC Co-Player of the Week (Feb. 23, March 1)

Perfect Game National Player of the Week (Feb. 23, March 2)

D1Baseball/AstroTurf National Player of the Week (Feb. 24)

Golden Spikes Award Player of the Week (March 2)

Golden Spikes Award Midseason Watch List

Preseason All-America Third Team by Collegiate Baseball

Preseason All-SEC Second Team

Named Best Power Hitter in the SEC by Baseball America

Named No. 6 First Baseball in the Nation by D1 Baseball

Collegiate Baseball National Player of the Week (Feb. 22, March 1)

Magdiel Cotto

Rated No. 10 SEC Top Prospect for the 2023 Draft by D1 Baseball

Thomas Farr

Rated No. 23 Top SEC Prospect for the 2021 Draft by D1 Baseball

Rated No. 10 Top Newcomer in the SEC by Baseball America

Brandon Fields

Rated No. 15 Top SEC Prospect for the 2023 Draft by D1 Baseball

Jeff Heinrich

Named No. 24 Second Baseman in the Nation by D1 Baseball

Brannon Jordan

Rated No. 24 SEC Top Prospect for the 2021 Draft by D1 Baseball

Brett Kerry

NCBWA Stopper of the Year Watch List

Jack Mahoney

Rated No. 41 SEC Top Prospect for the 2022 Draft by D1Baseball

Brennan Milone

Rated No. 3 Top Prospect for the 2022 Draft by D1 Baseball

Rated No. 7 Top Prospect for the 2022 Draft by Baseball America

Named No. 7 Third Baseman in the Nation by D1 Baseball

Jackson Phipps

Rated No. 32 SEC Top Prospect for the 2023 Draft by D1 Baseball

Will Sanders

SEC Freshman of the Week (March 1)

SEC Co-Freshman of the Week (April 5)

Rated No. 36 SEC Top Prospect for the 2023 Draft by D1 Baseball

Jalen Vasquez

Rated No. 48 SEC Top Prospect for the 2023 Draft by D1 Baseball

2020 BATTING BY SERIES

| Team | Avg. | R | H | HR | RBI | BB | SO |
|-------------------|------|----|----|----|-----|----|----|
| Dayton | .356 | 29 | 36 | 7 | 29 | 19 | 18 |
| Winthrop | .369 | 31 | 31 | 9 | 26 | 14 | 14 |
| Clemson | .333 | 11 | 28 | 3 | 11 | 5 | 29 |
| Mercer | .202 | 10 | 17 | 2 | 10 | 16 | 27 |
| The Citadel | .294 | 28 | 30 | 4 | 26 | 19 | 29 |
| Texas | .216 | 6 | 21 | 1 | 4 | 9 | 26 |
| Davidson | .265 | 4 | 9 | 1 | 4 | 6 | 9 |
| Vanderbilt | .133 | 8 | 12 | 2 | 7 | 6 | 43 |
| Florida | .293 | 21 | 34 | 7 | 21 | 6 | 28 |
| Gardner-Webb | .361 | 9 | 13 | 3 | 9 | 2 | 3 |
| Georgia | .240 | 21 | 25 | 8 | 20 | 11 | 27 |
| North Carolina | .100 | 2 | 3 | 1 | 2 | 6 | 8 |
| Missouri | .283 | 26 | 26 | 3 | 22 | 22 | 25 |
| Charleston So. | .290 | 9 | 9 | 2 | 9 | 7 | 4 |
| LSU | .258 | 14 | 24 | 2 | 12 | 5 | 27 |
| Arkansas | .146 | 8 | 13 | 1 | 8 | 9 | 29 |
| Ole Miss | .167 | 8 | 16 | 3 | 8 | 2 | 31 |
| North Florida | .281 | 7 | 9 | 2 | 7 | 5 | 12 |
| Mississippi State | | | | | | | |
| Kentucky | | | | | | | |
| Appalachian State | | | | | | | |
| Tennessee | | | | | | | |

2020 PITCHING BY SERIES

| Team | ERA | IP | H | R | ER | BB | SO |
|-------------------|------|------|----|----|----|----|----|
| Dayton | 2.00 | 27.0 | 12 | 7 | 6 | 13 | 37 |
| Winthrop | 5.00 | 18.0 | 14 | 12 | 10 | 9 | 30 |
| Clemson | 4.05 | 20.0 | 16 | 9 | 9 | 9 | 30 |
| Mercer | 0.33 | 27.0 | 12 | 1 | 1 | 11 | 44 |
| The Citadel | 5.00 | 27.0 | 27 | 15 | 15 | 4 | 30 |
| Texas | 4.88 | 24.0 | 26 | 15 | 13 | 15 | 28 |
| Davidson | 6.00 | 9.0 | 11 | 9 | 6 | 7 | 17 |
| Vanderbilt | 4.68 | 25.0 | 20 | 13 | 13 | 11 | 42 |
| Florida | 3.09 | 32.0 | 20 | 14 | 11 | 16 | 45 |
| Gardner-Webb | 3.00 | 9.0 | 9 | 4 | 3 | 2 | 13 |
| Georgia | 3.46 | 26.0 | 24 | 13 | 10 | 7 | 31 |
| North Carolina | 2.70 | 10.0 | 9 | 3 | 3 | 3 | 10 |
| Missouri | 3.33 | 27.0 | 25 | 12 | 10 | 11 | 37 |
| Charleston So. | 0.00 | 9.0 | 4 | 0 | 0 | 1 | 11 |
| LSU | 2.86 | 22.0 | 17 | 7 | 7 | 11 | 22 |
| Arkansas | 3.33 | 27.0 | 20 | 13 | 10 | 16 | 28 |
| Ole Miss | 6.38 | 24.0 | 28 | 18 | 17 | 11 | 29 |
| North Florida | 6.00 | 9.0 | 8 | 6 | 6 | 4 | 8 |
| Mississippi State | | | | | | | |
| Kentucky | | | | | | | |
| Appalachian State | | | | | | | |
| Tennessee | | | | | | | |

A LOOK AT THE 2021 SEASON

| Date | Opponent | Result | Pitcher of Record (W/L) | Notable Game Note |
|------|--------------------|-------------|-------------------------|--|
| 2-19 | Dayton | W, 12-1 | Farr (W, 1-0) | Eyster grand slam, Clarke 3-run home run pace Gamecock offense in opener |
| 2-20 | Dayton | W, 12-5 | Peters (W, 1-0) | Clarke homers twice as Gamecocks clinch series |
| 2-21 | Dayton | W, 5-1 | Kerry (W, 1-0) | 4 runs in the eighth breaks 1-all tie, Callil GW RBI, Mendham 3-run double |
| 2-23 | Winthrop | W, 12-4 | Gilreath (W, 1-0) | Clarke hits 3 home runs; first Gamecock to do it since Justin Smoak in 2008 |
| 2-27 | vs. Clemson | W, 3-2 (11) | Sanders (W, 1-0) | Eyster walk-off double in the 11th scores Allen to open series with win |
| 2-28 | Clemson | W, 8-7 | Sanders (W, 2-0) | Eyster's single scores Allen again for a second walk-off win over the Tigers |
| 3-2 | at Winthrop | W, 19-8 | Sightler (W, 1-0) | Satterfield drives in five, Allen and Eyster homer as SC scores 16 in first 4 inn. |
| 3-5 | Mercer | W, 5-1 | Farr (W, 2-0) | Wimmer homers, Eyster has two hits and Farr strikes out five in the win |
| 3-6 | Mercer | W, 4-0 | Jordan (W, 1-0) | Jordan strikes out 11 in the win, Sightler homers in a 3-run first frame |
| 3-7 | Mercer | W, 1-0 | Bosnic (W, 1-0) | Bosnic strikes out nine, Satterfield RBI groundout in fourth brings in lone run |
| 3-10 | at The Citadel | W, 11-7 | Peters (W, 2-0) | Gamecocks score six runs in the eighth to overcome late deficit |
| 3-12 | at Texas | L, 1-4 | Sanders (L, 2-1) | Gamecocks allow three runs in the eighth; Farr strikes out 10 in 6-inn start |
| 3-13 | at Texas | L, 0-3 | Jordan (L, 1-1) | First time shutout since 2019 as Gamecocks drop series |
| 3-14 | at Texas | L, 5-8 | Bosnic (L, 1-1) | Clarke homers and Wimmer goes 4-for-4 as Carolina is swept at Texas |
| 3-16 | Davidson | L, 4-9 | Luensmann (L, 0-1) | Davidson scores five runs in the third inning; Clarke homered in loss |
| 3-19 | at Vanderbilt* | L, 2-3 | Farr (L, 2-1) | Farr strikes out nine, but a run in the seventh propels Vandy to the win |
| 3-20 | at Vanderbilt* | L, 0-5 | Jordan (L, 1-2) | Vandy's Leiter no-hits the Gamecocks; Jordan strikes out nine in 5 IP |
| 3-21 | at Vanderbilt* | W, 6-5 | Kerry (W, 2-0) | Kerry strikes out 10, Allen and Wimmer both with three hits and a HR |
| 3-23 | The Citadel | W, 8-3 | Sanders (W, 3-1) | Sanders strikes out 10 in 5 IP, Clarke homers, Heinrich drives in three |
| 3-26 | Florida* | W, 9-8 (14) | Bosnic (W, 2-1) | Longest game by innings since 2014, Burgess walk-off double in 14th |
| 3-27 | Florida* | W, 4-1 | Jordan (W, 2-2) | Jordan strikes out 10 in 7 IP, Clarke's 3-run homer the difference in the win |
| 3-28 | Florida* | W, 8-5 | Sanders (W, 4-1) | Five home runs and combo of Sanders and Bosnic on the hill lead to sweep |
| 3-30 | Gardner-Webb | W, 9-4 | Mahoney (W, 1-0) | Clarke, Callil and Allen all homer, Gamecocks score four in the first in the win |
| 4-2 | at Georgia* | L, 3-5 | Peters (L, 2-1) | Mendham 3-run homer not enough as Georgia scores two in the 7th to win |
| 4-3 | at Georgia* | W, 13-7 | Jordan (W, 3-2) | Jordan strikes out 11, Carolina homers four times in 13-hit barrage |
| 4-4 | at Georgia* | W, 5-1 | Sanders (W, 5-1) | Sanders goes 8+ innings, Allen homers twice as Carolina takes the series |
| 4-6 | vs North Carolina | L, 2-3 (10) | Bosnic (L, 2-2) | Tar Heels score run in 10th to win, Sightler homers, Mahoney strikes out four |
| 4-9 | Missouri* | L, 2-7 | Farr (L, 2-2) | Gamecocks allow three runs in the fifth and sixth innings, Allen RBI single |
| 4-10 | Missouri* | W, 11-1 | Jordan (W, 4-2) | Jordan strikes out eight in five innings, Allen homers, drives in four |
| 4-11 | Missouri* | W, 13-4 | Kerry (W, 3-0) | Kerry strikes out eight in win, Eyster and Milone homer, SC scores five in 8th |
| 4-13 | Charleston So. | W, 9-0 | Mahoney (W, 2-0) | Five pitchers combine for shutout; Sighter grand slam, Mendham 2R HR |
| 4-15 | at LSU* | L, 1-5 | Farr (L, 2-3) | Gamecocks held to three hits on the night; Farr strikes out three in 5 IP |
| 4-16 | at LSU* | W, 4-2 (7) | Peters (W, 3-1) | Carolina scores four runs in the seventh to complete the comeback |
| 4-17 | at LSU* | W, 9-0 (7) | Sanders (W, 6-1) | Sanders fans four in 6 innings of work, Mendham and Wimmer homer |
| 4-22 | Arkansas* | L, 1-6 | Farr (L, 2-4) | Arkansas scores five runs in final three innings, Farr pitches seven innings |
| 4-23 | Arkansas* | W, 6-2 | Peters (W, 4-1) | Gamecocks score four in the sixth, Burgess drives in a pair in win over No. 1 |
| 4-24 | Arkansas* | L, 1-5 | Sanders (L, 6-2) | Allen homers but Gamecocks get just two hits in series loss |
| 4-27 | The Citadel | W, 9-5 | Mahoney (W, 3-0) | Mahoney pitches 7.2 scoreless innings to move to 3-0, Myers GS in 4th inn. |
| 4-30 | at Ole Miss* | L, 1-5 | Farr (L, 2-5) | Sightler homers but Ole Miss scores two in the first and three in the fourth |
| 5-1 | at Ole Miss* | L, 3-7 | Jordan (L, 4-3) | Ole Miss puts up crooked numbers in three innings, Burgess 3 hits and a HR |
| 5-2 | at Ole Miss* | L, 4-6 | Kerry (L, 3-1) | Clarke 3-run home run, Ole Miss scores two in the fifth to sweep series |
| 5-4 | North Florida | W, 7-6 | Cotto (W, 1-0) | Callil's 2-run single lifts Carolina past UNF, Cotto 2 IP of relief to earn win |
| 5-7 | Mississippi State* | | | |
| 5-8 | Mississippi State* | | | |
| 5-9 | Mississippi State* | | | |
| 5-11 | at Clemson | | | |
| 5-14 | at Kentucky* | | | |
| 5-15 | at Kentucky* | | | |
| 5-16 | at Kentucky* | | | |
| 5-18 | Appalachian State | | | |
| 5-20 | Tennessee* | | | |
| 5-21 | Tennessee* | | | |
| 5-22 | Tennessee* | | | |

GAMECOCKS IN THE RANKINGS

| Dates | BA | CB | D1 | NCBWA | PG | UST |
|-------------|----|----|----|-------|----|-----|
| Preseason | 18 | 21 | 18 | 23 | -- | 20 |
| February 22 | 16 | 20 | 17 | 16 | -- | 20 |
| March 1 | 13 | 13 | 14 | 13 | 16 | 12 |
| March 8 | 10 | 5 | 12 | 7 | 12 | 8 |
| March 15 | 12 | 18 | 16 | 15 | 21 | 17 |
| March 22 | 20 | -- | 25 | 24 | -- | 23 |
| March 29 | 11 | 8 | 14 | 16 | 16 | 15 |
| April 5 | 9 | 5 | 11 | 12 | 9 | 12 |
| April 12 | 10 | 5 | 11 | 14 | 9 | 11 |
| April 19 | 9 | 7 | 11 | 13 | 8 | 11 |
| April 26 | 12 | 7 | 13 | 14 | 10 | 15 |
| May 3 | 15 | 12 | 19 | 18 | 16 | 18 |
| May 10 | | | | | | |
| May 17 | | | | | | |

BA - Baseball America; CB - Collegiate Baseball; D1 - D1Baseball; NCBWA - National Collegiate Baseball Writers Association; PG - Perfect Game USA; UST - USA TODAY Coaches Poll;

THE GAMECOCK RADIO NETWORK

All 53 regular season games will be available on the Gamecock Radio Network. Flagship station, 107.5 FM, "The Game," is the home of the Gamecocks and will broadcast all games. In the event of a conflict with basketball in Columbia, the baseball games can be heard on sister station WISW, 1320 AM. All games can also be heard on the All Access channel on GamecocksOnline.

For local affiliates, please check your local listings for the latest schedule. Additional affiliates include:

2021 Network Affiliates

| | | |
|---------------------|------|----------|
| Aiken/Edgefield | WKSX | 92.7 FM |
| Allendale | WDOG | 93.5 FM |
| Camden | WCAM | 1590 AM |
| Charleston | WWIK | 98.9 FM |
| Chesterfield | WVSZ | 107.3 FM |
| Columbia | WNKT | 107.5 FM |
| Florence | WOLH | 1230 AM |
| Georgetown | WJXY | 93.7 FM |
| Greenville | WGVJ | 1440 AM |
| Kingstree | WDKD | 1310 AM |
| Myrtle Beach | WMIR | 93.9 FM |
| Rock Hill/Lancaster | WRHM | 107.1 FM |
| Spartanburg | WSPG | 1400 AM |

Live Gamecock Baseball broadcasts are also available for free this season on the TuneIn App (Android/iOS). Live Gamecock Baseball will also be available for free on the South Carolina Gameday App (Android/iOS) via a link out to TuneIn. Users who do not already have the TuneIn app downloaded will be prompted to download the app. Upon successful completion of the download, users will be easily redirected from the Gameday App to TuneIn anytime they select the Live Audio option in the Gameday App.

During the overlap of basketball and baseball seasons, a basketball broadcast (men's or women's) will take priority over baseball. For example if a basketball game is scheduled at the same time as a baseball game, the basketball game broadcast would be on TuneIn, while the baseball game would not.

LARGEST SINGLE GAME CROWDS AT FOUNDERS PARK

Single-Game Sellouts at Founders Park (55 all-time)

| | | |
|-------|--|----------------------------------|
| 8,242 | vs. Clemson..... | Feb. 28, 2020 (L, 1-7) |
| 8,242 | vs. Clemson..... | March 3, 2019 (W, 14-3) |
| 8,242 | vs. Clemson..... | March 2, 2018 (W, 3-2) |
| 8,242 | vs. Alabama..... | March 25, 2017 (W, 6-5, 10 inn.) |
| 8,242 | vs. Clemson..... | March 5, 2017 (L, 5-3, 11 inn.) |
| 8,242 | vs. UNCG..... | February 18, 2017 (W, 5-1) |
| 8,242 | vs. UNCG..... | February 17, 2017 (W, 7-1) |
| 8,242 | vs. Texas A&M..... | May 14, 2016 (L, 5-2) |
| 8,242 | vs. Florida..... | April 29, 2016 (W, 2-1) |
| 8,242 | vs. Tennessee..... | April 9, 2016 (W, 7-4) |
| 8,242 | vs. College of Charleston..... | March 29, 2016 (L, 6-5, 13 inn.) |
| 8,242 | vs. Clemson..... | March 4, 2016 (W, 8-1) |
| 8,242 | vs. LSU..... | May 16, 2015 (L, 8-1) |
| 8,242 | vs. LSU..... | May 15, 2015 (L, 9-2) |
| 8,242 | vs. Vanderbilt..... | April 18, 2015 (W, 3-2) |
| 8,242 | vs. Georgia..... | March 28, 2015 (L, 4-3) |
| 8,242 | vs. Clemson..... | March 2, 2015 (L, 7-0) |
| 8,242 | vs. Alabama..... | April 26, 2014 (L, 2-1) |
| 8,242 | vs. Alabama..... | April 25, 2014 (W, 9-3) |
| 8,242 | vs. Florida..... | April 13, 2014 (L, 6-5) |
| 8,242 | vs. Florida..... | April 12, 2014 (L, 4-3, 13 inn.) |
| 8,242 | vs. Florida..... | April 11, 2014 (W, 4-1) |
| 8,242 | vs. Tennessee..... | March 30, 2014 (W, 8-0) |
| 8,242 | vs. Clemson..... | February 28, 2014 (W, 9-6) |
| 8,242 | vs. Eastern Kentucky..... | February 22, 2014 (W, 2-0) |
| 8,242 | vs. Georgia..... | May 11, 2013 (W, 8-3) |
| 8,242 | vs. Texas A&M..... | March 30, 2013 (W, 6-3) |
| 8,242 | vs. Clemson..... | March 3, 2013 (W, 8-0) |
| 8,242 | vs. Liberty..... | February 15, 2013 (W, 4-3) |
| 8,242 | vs. Oklahoma (NCAA Super Regional)..... | June 10-11, 2012 (W, 5-1) |
| 8,242 | vs. Oklahoma (NCAA Super Regional)..... | June 9, 2012 (W, 5-0) |
| 8,242 | vs. Clemson (NCAA Regional)..... | June 3, 2012 (W, 4-3) |
| 8,242 | vs. Clemson (NCAA Regional)..... | June 2, 2012 (W, 5-4, 12 inn.) |
| 8,242 | vs. LSU..... | May 19, 2012 (L, 3-2, 10 inn.) |
| 8,242 | vs. LSU..... | May 18, 2012 (W, 5-4) |
| 8,242 | vs. Alabama..... | April 28, 2012 (W, 9-1) |
| 8,242 | vs. Alabama..... | April 27, 2012 (W, 12-11) |
| 8,242 | vs. Mississippi State..... | April 14, 2012 (W, 5-3) |
| 8,242 | vs. Tennessee..... | April 6, 2012 (L, 5-4) |
| 8,242 | vs. Florida..... | March 24, 2012 (L, 5-4) |
| 8,242 | vs. Florida..... | March 23, 2012 (L, 8-2) |
| 8,242 | vs. Florida..... | March 22, 2012 (W, 9-3) |
| 8,242 | vs. Clemson..... | March 3, 2012 (W, 9-6) |
| 8,242 | vs. VMI..... | February 17, 2012 (W, 2-1) |
| 8,242 | vs. Connecticut (NCAA Super Regional)..... | June 12, 2011 (W, 8-2) |
| 8,242 | vs. Connecticut (NCAA Super Regional)..... | June 11, 2011 (W, 5-1) |
| 8,242 | vs. Auburn..... | April 30, 2011 (W, 10-2) |
| 8,242 | vs. Vanderbilt..... | April 17, 2011 (W, 5-3) |
| 8,242 | vs. Vanderbilt..... | April 16, 2011 (L, 6-4) |
| 8,242 | vs. Vanderbilt..... | April 15, 2011 (W, 3-1) |
| 8,242 | vs. Kentucky..... | April 2, 2011 (W, 4-3, 10 inn.) |
| 8,242 | vs. Clemson..... | March 4, 2011 (W, 6-3) |
| 8,242 | vs. Santa Clara..... | February 19, 2011 (W, 2-1) |
| 8,242 | vs. Santa Clara..... | February 18, 2011 (W, 12-5) |
| 8,242 | vs. Florida..... | May 21, 2010 (L, 5-2) |

South Carolina All-Time record in sellouts at Founders Park (38-17)

TOP 10 THREE-GAME SERIES ATTENDANCE MARKS AT FOUNDERS

| | | |
|--------|--|----------------------|
| 24,726 | vs. Florida (all three sellouts)..... | April 11-13, 2014 |
| 24,726 | vs. Florida (all three sellouts)..... | March 22-24, 2012 |
| 24,726 | vs. Vanderbilt (all three sellouts)..... | April 15-17, 2011 |
| 24,558 | vs. Alabama (two sellouts)..... | April 25-27, 2014 |
| 24,501 | vs. UNCG (two sellouts)..... | February 17-19, 2017 |
| 24,398 | vs. LSU (two sellouts)..... | May 18-19, 2012 |
| 24,278 | vs. Auburn (one sellout)..... | April 29-May 1, 2011 |
| 24,204 | vs. Alabama..... | April 30-May 2, 2010 |
| 24,186 | vs. Georgia..... | March 18-20, 2011 |
| 23,991 | vs. LSU (two sellouts)..... | May 14-16, 2015 |

A SOUTH CAROLINA TEAM

| | |
|---|---|
| Won 10 or more consecutive games..... | March 1, 2020-March 10, 2021 (16) |
| Lost five or more consecutive games..... | March 12-March 20, 2021 (6) |
| Scored 20 or more runs in a game..... | 22, June 5, 2016 vs. Rhode Island (NCAA Columbia Regional) |
| Scored 10+ Runs in an inning..... | 10 in the 3rd inning vs. Valparaiso, March 9, 2010 |
| Did not strikeout..... | April 7, 2015 vs. Appalachian State |
| Hit consecutive home runs..... | Wes Clarke and Andrew Eyster (2nd inning vs. Florida, March 28, 2021) |
| Turned a triple play..... | at Georgia, April 9, 1999 (Jeffcoat to Rios to Lambert) |
| Shut out consecutive opponents..... | vs. Mercer, March 6-7, 2021 (W, 4-0, W, 1-0) |
| Shut out the opponent..... | at LSU (9-0) (April 17, 2021) |
| Was shut out by the opponent at home..... | vs. North Carolina A&T (0-2) March 26, 2019 |
| Was shut out by the opponent on the road..... | at Vanderbilt (0-5) March 20, 2021 |
| Was shut out in two consecutive games..... | at Arkansas (0-2, 0-3) April 14, 2018 |
| Swept a conference doubleheader..... | at LSU (4-2, 9-0) April 17, 2021 |
| Was swept in a conference doubleheader..... | at Ole Miss (3-7, 4-6) May 1, 2021 |
| Swept a conference series at home..... | vs. Florida, March 26-28, 2021 |
| Swept a conference series on the road..... | at Tennessee, March 17-19, 2017 |
| Was swept in a conference series at home..... | vs. Vanderbilt, May 3-5, 2019 |
| Was swept in a conference series on the road..... | at Ole Miss April 30-May 1, 2021 |
| Won a conference series at home..... | vs. Missouri, April 9-11, 2021 |
| Won a conference series on the road..... | at LSU, April 15-17, 2021 |
| Last 1-0 win..... | vs. Mercer, March 7, 2021 |
| Last 1-0 loss..... | vs. UNC Greensboro, Feb. 19, 2017 |

A SOUTH CAROLINA PLAYER

| | |
|---|---|
| Hit two home runs in a game..... | Brady Allen at Georgia, April 4, 2021 |
| Hit three home runs in a game..... | Wes Clarke vs. Winthrop, Feb. 23, 2021 |
| Led off game with a home run..... | Brady Allen at Georgia, April 4, 2021 |
| Hit a grand slam..... | Noah Myers vs. The Citadel, April 27, 2021 |
| Walk-off home run..... | Jacob Olson vs. North Carolina State, April 2, 2019 |
| Pinch hit home run..... | Matt Williams vs. Clemson, March 2, 2018 |
| Inside-the-park home run..... | Noah Campbell vs. Florida, March 17, 2018 |
| Had seven or more RBI in a game..... | Wes Clarke (7) vs. Northwestern, Feb. 22, 2020 |
| Had five or more hits in a game..... | Gene Cone (5) vs. Missouri, April 24, 2016 |
| Two hits in an inning..... | Chris Cullen (7th inning) at The Citadel, April 10, 2018 |
| Hit for the cycle..... | TJ Hopkins vs. Valparaiso, March 10, 2019 |
| Had 10 or more total bases in a game..... | Wes Clarke (12) vs. Winthrop, Feb. 23, 2021 |
| Stole three or more bases in a game..... | Noah Campbell (3) vs. Holy Cross, Feb. 14, 2020 |
| Stole home plate..... | Carlos Cortes at Vanderbilt, April 27, 2018 |
| Had a 10-game hitting streak..... | Luke Berryhill (10), April 11-27, 2019 |
| Had a 15-game hitting streak..... | Gene Cone (31), March 1-May 6, 2016 |
| Had a 20-game hitting streak..... | Gene Cone (31), March 1-May 6, 2016 |
| Had a 25-game hitting streak..... | Gene Cone (31), March 1-May 6, 2016 |
| Had 10 or more strikeouts in a game..... | Brannon Jordan (11) at Georgia (April 3, 2021) |
| Pitched a complete game..... | Brannon Jordan vs. Holy Cross, Feb. 16, 2020 |
| Pitched a nine-inning, complete game shutout..... | Wil Crowe vs. Campbell, June 1, 2014 (NCAA Columbia Regional) |
| Pitched a combined shutout..... | Will Sanders (6.0) and Julian Bosnic at LSU, April 17, 2021 |
| Pitched a no-hitter..... | Colby Holmes, Forrest Koumas, Josh Knab vs. Albany, Feb. 24, 2013 |

SEASON/CAREER HIGHS

#2 Jalen Vasquez

Season/Career High.....
 2, vs. Davidson (3/17/21)..... At Bats
 Runs
 Hits
 RBI
 1, vs. Davidson (3/17/21)..... Walks

#3 Braylen Wimmer

Season High..... **Career High**
 7, vs. Florida (3/26/21)..... At Bats..... 7, vs. Florida (3/26/21)
 2, 2x, last vs. Winthrop (2/23/21)..... Runs.. 2, 3x, last vs. Winthrop (2/23/21)
 4, 2x, last vs. Florida (3/26/21)..... Hits..... 4, 2x, last vs. Florida (3/26/21)
 3, 2x, last vs. The Citadel (4/27/21)..... RBI.. 3, 2x, last vs. The Citadel (4/27/21)
 3, vs. Mercer (3/6/21)..... Walks..... 3, vs. Mercer (3/6/21)

#6 George Callil

Season High..... **Career High**
 5, 2x, last vs. Florida (3/26/21)..... At Bats..... 6, at Alabama (4/6/19)
 2, 3x, last vs. The Citadel (4/27/21)..... Runs.. 3, 2x, last vs. Presbyterian (2/19/20)
 2, 6x, last at LSU (4/17/21)..... Hits.. 3, 2x, last vs. Presbyterian (2/19/20)
 2, 3x, last vs. UNF (5/5/21)..... RBI..... 2, 6x, last vs. UNF (5/5/21)
 3, vs. Missouri (4/9/21)..... Walks..... 3, vs. Missouri (4/9/21)

#7 Brennan Milone

Season High..... **Career High**
 5, vs. Clemson (2/28/21)..... At Bats..... 5, vs. Clemson (2/28/21)
 3, at Georgia (4/3/21)..... Runs..... 3, at Georgia (4/3/21)
 2, at Georgia (4/3/21)..... Hits..... 2, at Georgia (4/3/21)
 2, 3x, last vs. Missouri (4/11/21)..... RBI..... 2, 4x, last vs. Missouri (4/11/21)
 3, vs. Winthrop (3/2/21)..... Walks.... 3, 2x, last vs. Winthrop (3/2/21)

#8 Jeff Heinrich

Season High..... **Career High**
 7, vs. Florida (3/26/21)..... At Bats..... 7, vs. Florida (3/26/21)
 2, vs. Florida (3/26/21)..... Runs..... 2, 3x, last vs. Florida (3/26/21)
 3, vs. Clemson (2/27/21)..... Hits..... 3, vs. Clemson (2/27/21)
 3, vs. The Citadel (3/23/21)..... RBI.. 3, 2x, last vs. The Citadel (3/23/21)
 Walks..... 1, 4x, last vs. Cornell (3/7/20)

#9 Noah Myers

Season High..... **Career High**
 4, 3x, vs. UNF (5/5/31)..... At Bats..... 5, vs. UNF (2/25/20)
 1, 5x, last vs. UNF (5/5/21)..... Runs.. 2, 3x, last vs. The Citadel (3/10/20)
 1, 3x, last vs. UNF (5/5/21)..... Hits..... 4, vs. The Citadel (3/10/20)
 4, vs. The Citadel (4/27/21)..... RBI..... 4, vs. The Citadel (4/27/21)
 1, 2x, last vs. Dayton (2/21/21)..... Walks..... 3, vs. Cornell (3/7/20)

#10 Colin Burgess

Season High..... **Career High**
 7, vs. Florida (3/26/21)..... At Bats..... 7, vs. Florida (3/26/21)
 2, 3x, last vs. Ole Miss (5/1/21)..... Runs..... 2, 4x, last vs. Ole Miss (5/1/21)
 4, vs. Florida (3/26/21)..... Hits..... 4, vs. Florida (3/26/21)
 4, vs. CSU (4/13/21)..... RBI..... 4, vs. CSU (4/13/21)
 1, 6x, last vs. CSU (4/13/21)..... Walks..... 1, 7x last vs. CSU (4/13/21)

#11 Andrew Eyster

Season High..... **Career High**
 7, vs. Florida (3/26/21)..... At Bats..... 7, vs. Florida (3/26/21)
 2, 5x, last at LSU (4/17/21)..... Runs.. 3, 4x, last vs. N'Western (2/22/20)
 4, vs. Florida (3/26/21)..... Hits..... 4, vs. Florida (3/26/21)
 4, vs. Dayton (2/19/21)..... RBI..... 4, vs. Dayton (2/19/21)
 2, 3x, last vs. Arkansas (4/22/21)..... Walks... 2, 9x, last vs. Arkansas (4/22/21)

#12 Josiah Sightler

Season High..... **Career High**
 6, vs. Florida (3/26/21)..... At Bats..... 6, vs. Florida (3/26/21)
 3, 2x, last vs. Missouri (4/11/21)..... Runs.. 3, 2x, last vs. Missouri (4/11/21)
 3, 3x, last vs. Florida (3/26/21)..... Hits..... 3, 3x, last vs. Florida (3/26/21)
 4, at The Citadel (3/10/21)..... RBI..... 4, at The Citadel (3/10/21)
 2, 2x, last vs. Missouri (4/9/21)..... Walks..... 2, 2x, last vs. Missouri (4/9/21)

#13 Michael Robinson

Season/Career High.....
 3, 2x, last at Ole Miss (5/1/21)..... At Bats
 1, vs. Winthrop (3/2/21)..... Runs
 1, 2x, last vs. Arkansas (4/23/21)..... Hits
 1, vs. Arkansas (4/23/21)..... RBI
 1, vs. Winthrop (3/2/21)..... Walks

#14 Joe Satterfield (*italics are at Elon*)

Season High..... **Career High**
 5, vs. Winthrop (3/2/21)..... At Bats..... 6, 7x, last at Towson (4/7/19)
 3, at The Citadel (3/10/21)..... Runs.. 3, 4x, last at The Citadel (3/10/21)
 3, vs. Winthrop (3/2/21)..... Hits..... 4, at Western Carolina (3/16/19)
 5, vs. Winthrop (3/2/21)..... RBI..... 5, 2x, last vs. Winthrop (3/2/21)
 1, at The Citadel (3/10/21)..... Walks..... 5, at William & Mary (4/21/19)

#23 Jack Mahoney

Season/Career High.....
 3, vs. Missouri (4/9/21)..... At Bats
 1, 2x, last vs. Missouri (4/9/21)..... Runs
 Hits
 RBI
 1, vs. Missouri (4/9/21)..... Walks

#24 Brandon Fields

Season/Career High.....
 3, vs. Mercer (3/6/21)..... At Bats
 1, 2x, last at LSU (4/17/21)..... Runs
 Hits
 RBI
 1, vs. Winthrop (3/2/21)..... Walks

#26 David Mendham

Season/Career High.....
 7, vs. Florida (3/26/21)..... At Bats
 3, vs. Winthrop (2/23/21)..... Runs
 3, 2x, last vs. CSU (4/13/21)..... Hits
 4, vs. Dayton (2/21/21)..... RBI
 2, 3x, last vs. Missouri (4/11/21)..... Walks

#28 Wes Clarke

Season High..... **Career High**
 6, vs. Florida (3/26/21)..... At Bats..... 6, 2x, last vs. Florida (3/26/21)
 4, vs. Winthrop (2/23/21)..... Runs..... 4, vs. Winthrop (2/23/21)
 3, 7x, last vs. UNF (5/5/21)..... Hits..... 3, 8x, last vs. UNF (5/5/21)
 5, vs. Dayton (2/20/21)..... RBI..... 7, vs. Northwestern (2/22/20)
 2, 9x, last vs. The Citadel (4/27/21)..... Walks.... 2, 12x, last vs. Citadel (4/27/21)

#31 David Cromer

Season/Career High.....
 At Bats
 Runs
 Hits
 RBI
 Walks

#33 Brady Allen

Season High..... **Career High**
 6, 3x, last at Georgia (4/3/21)..... At Bats..... 6, 4x, last at Georgia (4/3/21)
 3, 4x, last vs. Missouri (4/11/21)..... Runs..... 3, 5x, last vs. Missouri (4/11/21)
 4, vs. The Citadel (4/27/21)..... Hits..... 4, vs. The Citadel (4/27/21)
 4, 2x, last vs. Missouri (4/10/21)..... RBI..... 4, 2x, last vs. Missouri (4/10/21)
 3, at The Citadel (3/10/21)..... Walks..... 3, at The Citadel (3/10/21)

#46 Connor Cino

Season/Career High.....
 2, vs. Winthrop (3/2/21)..... At Bats
 Runs
 1, 2x, last at Texas (3/14/21)..... Hits
 1, at Texas (3/14/21)..... RBI
 1, vs. Charleston Southern (4/13/21)..... Walks

#4 Jackson Phipps

Season/Career High.....
 2.0 vs. Gardner-Webb (3/30/21).....Innings
 3, 3x, last vs. The Citadel (4/27/21)..... Hits
 5, vs. The Citadel (4/27/21).....Runs
 5, vs. The Citadel (4/27/21).....Earned Runs
 1, 4x, last vs. The Citadel (4/27/21).....Walks
 5, vs. Gardner-Webb (3/30/21).....Strikeouts

#12 Josiah Sightler

Season High.....**Career High**
 3.0, vs. Winthrop (3/2/21).....Innings.....3.0, vs. Winthrop (3/2/21)
 3, vs. Winthrop (3/2/21).....Hits.....3, vs. Winthrop (3/2/21)
 1, 2x, last vs. Winthrop (3/2/21).....Runs.....3, vs. Mississippi State (5/17/19)
 1, 2x, last vs. Winthrop (3/2/21).....Earned Runs.....3, vs. Mississippi State (5/17/19)
 1 2x, last at Texas (3/14/21).....Walks.....2, vs. Mississippi State (5/17/19)
 4, vs. Winthrop (3/2/21).....Strikeouts.....4, 2x, last vs. Winthrop (3/2/21)

#15 Daniel Lloyd

Season High.....**Career High**
 4.0, vs. Missouri (4/10/21).....Innings.....5.0, vs. Auburn (3/29/19)
 4, vs. Missouri (4/10/21).....Hits.....7, at Alabama (4/5/19)
 2, 3x, last at LSU (4/15/21).....Runs.....9, at Alabama (4/5/19)
 2, 3x, last at LSU (4/15/21).....Earned Runs.....9, at Alabama (4/5/19)
 2, 2x, last vs. UNC (4/6/21).....Walks.....3, 4x, last vs. Kentucky (5/12/19)
 4, 2x, last vs. UNF (5/5/21).....Strikeouts.....8, vs. Auburn (3/29/19)

#16 John Gilreath

Season High.....**Career High**
 3.0, at Ole Miss (4/30/21).....Innings.....4.0, 4x, last vs. Georgia (3/23/18)
 2, 3x, last vs. UNF (5/5/21).....Hits.....7, at Clemson (3/4/18)
 3, vs. UNF (5/5/21).....Runs.....6, 2x, last at Tennessee (3/22/19)
 3, vs. UNF (5/5/21).....Earned Runs.....6, 2x, last at Tennessee (3/22/19)
 3, vs. Arkansas (4/22/21).....Walks.....3, 5x, last vs. Arkansas (4/22/21)
 3, vs. Arkansas (4/22/21).....Strikeouts.....8, vs. Princeton (3/9/18)

#18 Julian Bosnic

Season High.....**Career High**
 5.2 vs. Mercer (3/7/21).....Innings.....5.2 vs. Mercer (3/7/21)
 4, 2x, last vs. Vanderbilt (3/21/21).....Hits.....4, 2x, last vs. Vanderbilt (3/21/21)
 6, at Texas (3/14/21).....Runs.....6, at Texas (3/14/21)
 5, at Vanderbilt (3/21/21).....Earned Runs.....5, at Vanderbilt (3/21/21)
 4, 4x, last vs. Arkansas (4/23/21).....Walks.....4, 4x, last vs. Arkansas (4/23/21)
 9, 2x, last vs. Mercer (3/7/21).....Strikeouts.....9, 2x, last vs. Mercer (3/7/21)

#20 Andrew Peters

Season High.....**Career High**
 4.0 vs. Florida (3/26/21).....Innings.....4.0 vs. Florida (3/26/21)
 4, at Ole Miss (5/1/21).....Hits.....4, at Ole Miss (5/1/21)
 3, 2x, last at Ole Miss (5/1/21).....Runs.....3, 4x, last at Ole Miss (5/1/21)
 3 at Ole Miss (5/1/21).....Earned Runs.....3, 3x, last at Ole Miss (5/1/21)
 3, vs. Florida (3/26/21).....Walks.....3, vs. Florida (3/26/21)
 5, 3x, last vs. Florida (3/26/21).....Strikeouts.....5, 3x, last vs. Florida (3/26/21)

#21 Magdiel Cotto

Season/Career High.....
 2.0, vs. UNF (5/5/21).....Innings
 2, 3x, last vs. CSU (4/13/21).....Hits
 2, 2x, last at The Citadel (3/10/21).....Runs
 2, at The Citadel (3/10/21).....Earned Runs
 2, vs. Winthrop (2/23/21).....Walks
 2, 3x, vs. UNF (5/5/21).....Strikeouts

#23 Jack Mahoney

Season/Career High.....
 7.2, vs The Citadel (4/27/21).....Innings
 5, vs. Gardner-Webb (3/30/21).....Hits
 2, vs. UNF (5/5/21).....Runs
 2, vs. UNF (5/5/21).....Earned Runs
 2, vs. Florida (3/26/21).....Walks
 7, vs. CSU (4/13/21).....Strikeouts

#30 Brett Thomas

Season High.....**Career High**
 1.0, 2x, last vs. Missouri (4/11/21).....Innings.....1.0, 5x, last vs. Missouri (4/11/21)
Hits.....
 1, vs Davidson (3/17/21).....Runs.....
 1, vs. Davidson (3/17/21).....Earned Runs.....
 2, vs. Davidson (3/17/21).....Walks.....2, vs. Davidson (3/17/21)
 3, vs. Winthrop (3/2/21).....Strikeouts.....3, vs. Winthrop (3/2/21)

#37 Cam Tringali

Season High.....**Career High**
 0.1, vs Winthrop (3/2/21).....Innings.....6.1, at Missouri (4/27/19)
 1, vs. Winthrop (3/2/21).....Hits.....8, at Miss. State (5/16/19)
 3, vs. Winthrop (3/2/21).....Runs.....9, at Miss. State (5/16/19)
 3, vs. Winthrop (3/2/21).....Earned Runs.....6, at Miss. State (5/16/19)
Walks.....3, 3x, last at Miss. State (5/16/19)
 1, vs. Winthrop (3/2/21).....Strikeouts.....7, at Furman (3/3/20)

#40 Wesley Sweatt

Season/Career High.....
 1.0, 4x, last vs. CSU (4/13/21).....Innings.....5.0, vs. Georgia (3/15/19)
 3, 3x, last vs. Arkansas (4/22/21).....Hits.....10, at Tennessee (3/22/19)
 2, 2x, last vs. The Citadel (3/23/21).....Runs.....8, at Tennessee (3/22/19)
 2, 2x, last vs. The Citadel (3/23/21).....Earned Runs.....6, at Tennessee (3/22/19)
Walks.....3, vs. Furman (5/8/19)
 2, vs. Davidson (3/17/21).....Strikeouts.....4, vs. Furman (5/8/19)

#44 Parker Coyne

Season High.....**Career High**
 1.2, vs. Davidson (3/17/21).....Innings.....5.0, vs. USC Upstate (5/14/19)
 3, at Vanderbilt (3/20/21).....Hits.....7, vs. LSU (5/21/19)
 3, at Vanderbilt (3/20/21).....Runs.....4, vs. LSU (5/21/19)
 3, at Vanderbilt (3/20/21).....Earned Runs.....4, vs. LSU (5/21/19)
 1, 3x, last vs. Gard-Webb (3/30/21).....Walks.....3, vs. Gardner-Webb (3/6/19)
 5, vs Davidson (3/17/21).....Strikeouts.....6, 2x, last vs. USC Upstate (5/14/19)

#45 CJ Weins

Season/Career High.....
 1.0, vs. Winthrop (3/2/21).....Innings
 1, vs. Gardner-Webb (3/30/21).....Hits
 2, vs. Winthrop (3/2/21).....Runs
 2, vs. Winthrop (3/2/21).....Earned Runs
 3, vs. Winthrop (3/2/21).....Walks
 2, vs. Winthrop (3/2/21).....Strikeouts

#48 Jaret Bennett (*italics are at CSU*)

Season High.....**Career High**
Innings.....9.0, 2x, last vs. Kansas (2/21/20)
Hits.....12, at Charlotte (2/28/18)
Runs.....10, at Charlotte (2/28/18)
Earned Runs.....10, at Charlotte (2/28/18)
Walks.....4, 2x, last vs. ASU (3/6/20)
Strikeouts.....7, vs. Maryland (2/14/20)

#49 Brett Kerry

Season High.....**Career High**
 5.2, at Vanderbilt (3/21/21).....Innings.....6.1, at Miss. State (5/18/19)
 6, 2x, last at Ole Miss (5/1/21).....Hits.....7, vs. Northwestern (2/22/20)
 2, 4x, last at Ole Miss (5/1/21).....Runs.....4, at Missouri (4/28/19)
 2, 3x, last at Ole Miss (5/1/21).....Earned Runs.....4, at Missouri (4/28/19)
 2, vs. Clemson (2/27/21).....Walks.....3, 2x, last at Miss. State (5/18/19)
 10, at Vanderbilt (3/21/21).....Strikeouts.....12, vs. Holy Cross (2/15/20)

#50 Travis Luensmann

Season/Career High.....
 1.0, vs. Dayton (2/21/21).....Innings
 3, vs. Davidson (3/17/21).....Hits
 4, vs. Davidson (3/17/21).....Runs
 2, 2x, last vs. Davidson (3/17/21).....Earned Runs
 1, vs. Clemson (2/28/21).....Walks
 1, 2x, last vs. Winthrop (3/2/21).....Strikeouts

SOUTH CAROLINA LINEUPS BY POSITION

| GAME (No./time) | C | 1B | 2B | SS | 3B | LF | CF | RF | DH |
|-----------------|---------|---------|-------------|--------|-------------|----------|--------|-------------|--------------|
| 2-19 DAY (1/1) | Burgess | Mendham | Heinrich | Callil | Milone | Eyster | Myers | Allen | Clarke |
| 2-20 DAY (2/1) | Burgess | Mendham | Heinrich | Callil | Milone | Eyster | Wimmer | Allen | Clarke |
| 2-21 DAY (3/1) | Burgess | Mendham | Heinrich | Callil | Milone | Wimmer | Allen | Eyster | Clarke |
| 2-23 WIN (4/1) | Clarke | Mendham | Heinrich | Callil | Milone | Eyster | Wimmer | Allen | Sightler |
| 2-27 CLEM (2/2) | Burgess | Mendham | Heinrich | Callil | Milone | Eyster | Wimmer | Allen | Clarke |
| 2-28 CLEM (5/1) | Burgess | Mendham | Wimmer | Callil | Milone | Sightler | Allen | Eyster | Clarke |
| 3-2 WIN (6/1) | Clarke | Mendham | Satterfield | Callil | Milone | Eyster | Wimmer | Allen | Sightler (P) |
| 3-5 MER (5/2) | Burgess | Mendham | Wimmer | Callil | Milone | Sightler | Allen | Eyster | Clarke |
| 3-6 MER (7/1) | Clarke | Mendham | Wimmer | Callil | Satterfield | Eyster | Fields | Allen | Sightler |
| 3-7 MER (8/1) | Burgess | Mendham | Wimmer | Callil | Satterfield | Sightler | Allen | Eyster | Clarke |
| 3-10 CIT (6/2) | Clarke | Mendham | Satterfield | Callil | Milone | Eyster | Wimmer | Allen | Sightler (P) |
| 3-12 TEX (9/1) | Burgess | Mendham | Wimmer | Callil | Satterfield | Sightler | Allen | Eyster | Clarke |
| 3-13 TEX (10/1) | Burgess | Wimmer | Heinrich | Callil | Milone | Sightler | Allen | Eyster | Clarke |
| 3-14 TEX (6/3) | Clarke | Mendham | Satterfield | Callil | Milone | Eyster | Wimmer | Allen | Sightler |
| 3-16 DAV (11/1) | Clarke | Mendham | Vasquez | Callil | Heinrich | Eyster | Wimmer | Allen | Sightler |
| 3-19 VAN (12/1) | Burgess | Mendham | Wimmer | Callil | Heinrich | Sightler | Allen | Eyster | Clarke |
| 3-20 VAN (5/2) | Burgess | Mendham | Wimmer | Callil | Milone | Sightler | Allen | Eyster | Clarke |
| 3-21 VAN (5/3) | Burgess | Mendham | Wimmer | Callil | Milone | Sightler | Allen | Eyster | Clarke |
| 3-23 CIT (12/2) | Burgess | Mendham | Wimmer | Callil | Heinrich | Sightler | Allen | Eyster | Clarke |
| 3-26 FLA (12/3) | Burgess | Mendham | Wimmer | Callil | Heinrich | Sightler | Allen | Eyster | Clarke |
| 3-27 FLA (12/4) | Burgess | Mendham | Wimmer | Callil | Heinrich | Sightler | Allen | Eyster | Clarke |
| 3-28 FLA (13/1) | Burgess | Clarke | Wimmer | Callil | Heinrich | Sightler | Allen | Eyster | Milone |
| 3-30 GWU (14/1) | Clarke | Mendham | Wimmer | Callil | Heinrich | Sightler | Allen | Satterfield | Eyster |
| 4-2 GA (12/5) | Burgess | Mendham | Wimmer | Callil | Heinrich | Sightler | Allen | Eyster | Clarke |
| 4-3 GA (5/4) | Burgess | Mendham | Wimmer | Callil | Milone | Sightler | Allen | Eyster | Clarke |
| 4-4 GA (5/5) | Burgess | Mendham | Wimmer | Callil | Milone | Sightler | Allen | Eyster | Clarke |
| 4-6 UNC (15/1) | Clarke | Mendham | Heinrich | Callil | Milone | Sightler | Allen | Eyster | Burgess |
| 4-9 MIZ (16/1) | Burgess | Mendham | Wimmer | Callil | Mahoney | Sightler | Allen | Eyster | Clarke |
| 4-10 MIZ (5/6) | Burgess | Mendham | Wimmer | Callil | Milone | Sightler | Allen | Eyster | Clarke |
| 4-11 MIZ (5/7) | Burgess | Mendham | Wimmer | Callil | Milone | Sightler | Allen | Eyster | Clarke |
| 4-13 CSU (17/1) | Clarke | Mendham | Wimmer | Callil | Milone | Sightler | Allen | Eyster | Burgess |
| 4-15 LSU (5/8) | Burgess | Mendham | Wimmer | Callil | Milone | Sightler | Allen | Eyster | Clarke |
| 4-17 LSU (5/9) | Burgess | Mendham | Wimmer | Callil | Milone | Sightler | Allen | Eyster | Clarke |
| 4-17 LSU (5/10) | Burgess | Mendham | Wimmer | Callil | Milone | Sightler | Allen | Eyster | Clarke |
| 4-22 ARK (12/6) | Burgess | Mendham | Wimmer | Callil | Heinrich | Sightler | Allen | Eyster | Clarke |
| 4-23 ARK (12/7) | Burgess | Mendham | Wimmer | Callil | Heinrich | Sightler | Allen | Eyster | Clarke |
| 4-23 ARK (18/1) | Burgess | Mendham | Wimmer | Callil | Robinson | Sightler | Allen | Eyster | Clarke |
| 4-27 CIT (19/1) | Clarke | Mendham | Wimmer | Callil | Milone | Myers | Allen | Eyster | Sightler |
| 4-30 OM (19/2) | Clarke | Mendham | Wimmer | Callil | Milone | Myers | Allen | Eyster | Sightler |
| 5-1 OM (18/2) | Burgess | Mendham | Wimmer | Callil | Robinson | Sightler | Allen | Eyster | Clarke |
| 5-1 OM (9/2) | Burgess | Mendham | Wimmer | Callil | Satterfield | Sightler | Allen | Eyster | Clarke |
| 5-4 UNF (20/1) | Burgess | Mendham | Wimmer | Callil | Satterfield | Myers | Allen | Eyster | Clarke |
| 5-7 MSU | | | | | | | | | |
| 5-8 MSU | | | | | | | | | |
| 5-9 MSU | | | | | | | | | |
| 5-11 CLEM | | | | | | | | | |
| 5-14 UK | | | | | | | | | |
| 5-15 UK | | | | | | | | | |
| 5-16 UK | | | | | | | | | |
| 5-18 ASU | | | | | | | | | |
| 5-20 TENN | | | | | | | | | |
| 5-21 TENN | | | | | | | | | |
| 5-22 TENN | | | | | | | | | |

SOUTH CAROLINA LINEUPS BY BATTING ORDER

| GAME (No./time) | 1 | 2 | 3 | 4 | 5 | 6 | 7 | 8 | 9 |
|-----------------|--------|-------------|----------|----------|----------|----------|-------------|-------------|-------------|
| 2-19 DAY (1/1) | Allen | Milone | Clarke | Mendham | Eyster | Heinrich | Burgess | Myers | Callil |
| 2-20 DAY (2/1) | Allen | Milone | Clarke | Eyster | Mendham | Heinrich | Burgess | Wimmer | Callil |
| 2-21 DAY (3/1) | Allen | Wimmer | Clarke | Mendham | Eyster | Milone | Burgess | Heinrich | Callil |
| 2-23 WIN (4/1) | Allen | Wimmer | Clarke | Mendham | Eyster | Sightler | Milone | Heinrich | Callil |
| 2-27 CLEM (5/1) | Allen | Wimmer | Clarke | Eyster | Mendham | Burgess | Milone | Heinrich | Callil |
| 2-28 CLEM (6/1) | Allen | Milone | Clarke | Mendham | Eyster | Sightler | Burgess | Wimmer | Callil |
| 3-2 WIN (7/1) | Allen | Milone | Clarke | Mendham | Eyster | Sightler | Wimmer | Satterfield | Callil |
| 3-5 MER (8/1) | Allen | Sightler | Clarke | Eyster | Mendham | Burgess | Wimmer | Milone | Callil |
| 3-6 MER (9/1) | Allen | Sightler | Clarke | Mendham | Eyster | Wimmer | Satterfield | Fields | Callil |
| 3-7 MER (10/1) | Allen | Sightler | Clarke | Mendham | Eyster | Wimmer | Satterfield | Burgess | Callil |
| 3-10 CIT (11/1) | Allen | Wimmer | Clarke | Sightler | Eyster | Mendham | Satterfield | Milone | Callil |
| 3-12 TEX (12/1) | Allen | Satterfield | Clarke | Sightler | Eyster | Mendham | Burgess | Wimmer | Callil |
| 3-13 TEX (13/1) | Allen | Heinrich | Clarke | Sightler | Eyster | Wimmer | Milone | Burgess | Callil |
| 3-14 TEX (14/1) | Allen | Satterfield | Clarke | Sightler | Eyster | Wimmer | Mendham | Milone | Callil |
| 3-16 DAV (15/1) | Allen | Wimmer | Clarke | Sightler | Eyster | Mendham | Heinrich | Vasquez | Callil |
| 3-19 VAN (16/1) | Wimmer | Allen | Sightler | Clarke | Eyster | Mendham | Heinrich | Burgess | Callil |
| 3-20 VAN (17/1) | Wimmer | Allen | Sightler | Clarke | Mendham | Eyster | Milone | Burgess | Callil |
| 3-21 VAN (18/1) | Allen | Wimmer | Sightler | Clarke | Mendham | Eyster | Milone | Burgess | Callil |
| 3-23 CIT (19/1) | Allen | Wimmer | Sightler | Clarke | Mendham | Eyster | Heinrich | Burgess | Callil |
| 3-26 FLA (19/2) | Allen | Wimmer | Sightler | Clarke | Mendham | Eyster | Heinrich | Burgess | Callil |
| 3-27 FLA (20/1) | Allen | Wimmer | Sightler | Clarke | Eyster | Mendham | Heinrich | Burgess | Callil |
| 3-28 FLA (21/1) | Allen | Wimmer | Sightler | Clarke | Eyster | Heinrich | Milone | Burgess | Callil |
| 3-30 GW (22/1) | Allen | Wimmer | Sightler | Clarke | Eyster | Mendham | Heinrich | Satterfield | Callil |
| 4-2 GA (19/3) | Allen | Wimmer | Sightler | Clarke | Eyster | Mendham | Heinrich | Burgess | Callil |
| 4-3 GA (23/1) | Allen | Wimmer | Sightler | Clarke | Eyster | Mendham | Milone | Burgess | Callil |
| 4-4 GA (23/2) | Allen | Wimmer | Sightler | Clarke | Eyster | Mendham | Milone | Burgess | Callil |
| 4-6 UNC (24/1) | Allen | Burgess | Sightler | Clarke | Eyster | Mendham | Milone | Heinrich | Callil |
| 4-9 MIZ (25/1) | Allen | Wimmer | Sightler | Clarke | Eyster | Mendham | Burgess | Mahoney | Callil |
| 4-10 MIZ (26/1) | Allen | Wimmer | Sightler | Clarke | Eyster | Mendham | Burgess | Milone | Callil |
| 4-11 MIZ (26/2) | Allen | Wimmer | Sightler | Clarke | Eyster | Mendham | Burgess | Milone | Callil |
| 4-13 CSU (26/3) | Allen | Wimmer | Sightler | Clarke | Eyster | Mendham | Burgess | Milone | Callil |
| 4-15 LSU (27/1) | Allen | Callil | Sightler | Clarke | Eyster | Mendham | Burgess | Milone | Wimmer |
| 4-16 LSU (28/1) | Allen | Sightler | Clarke | Eyster | Mendham | Burgess | Milone | Wimmer | Callil |
| 4-17 LSU (29/1) | Allen | Wimmer | Clarke | Mendham | Eyster | Sightler | Burgess | Callil | Milone |
| 4-22 ARK (30/1) | Allen | Wimmer | Clarke | Mendham | Eyster | Sightler | Burgess | Callil | Heinrich |
| 4-23 ARK (30/2) | Allen | Wimmer | Clarke | Mendham | Eyster | Sightler | Burgess | Callil | Heinrich |
| 4-23 ARK (31/1) | Allen | Wimmer | Clarke | Mendham | Eyster | Sightler | Burgess | Callil | Robinson |
| 4-27 CIT (32/1) | Allen | Eyster | Mendham | Clarke | Sightler | Wimmer | Milone | Callil | Myers |
| 4-30 OM (33/1) | Allen | Sightler | Clarke | Eyster | Mendham | Wimmer | Milone | Callil | Myers |
| 5-1 OM (34/1) | Allen | Sightler | Clarke | Eyster | Burgess | Wimmer | Mendham | Callil | Robinson |
| 5-2 OM (35/1) | Allen | Wimmer | Burgess | Eyster | Sightler | Mendham | Clarke | Callil | Satterfield |
| 5-4 UNF (36/1) | Wimmer | Burgess | Allen | Clarke | Eyster | Mendham | Satterfield | Callil | Myers |
| 5-7 MSU | | | | | | | | | |
| 5-8 MSU | | | | | | | | | |
| 5-9 MSU | | | | | | | | | |
| 5-14 UK | | | | | | | | | |
| 5-15 UK | | | | | | | | | |
| 5-16 UK | | | | | | | | | |
| 5-18 ASU | | | | | | | | | |
| 5-20 TENN | | | | | | | | | |
| 5-21 TENN | | | | | | | | | |
| 5-22 TENN | | | | | | | | | |

SOUTH CAROLINA PITCHERS BY THE NUMBERS

#18 Julian Bosnic - R-Fr. LHP

2020 SEASON

| Date | Opponent | GS | IP | H | R | ER | BB | SO | W-L | S |
|---------|-------------|----|-----|---|---|----|----|----|-----|---|
| 2-15-20 | Holy Cross | | 0.2 | 0 | 0 | 0 | 3 | 0 | 0-0 | 0 |
| 2-25-20 | UNF | | 2.2 | 0 | 0 | 0 | 1 | 2 | 1-0 | 0 |
| 3-6-20 | Cornell | | 1.0 | 0 | 0 | 0 | 1 | 2 | 1-0 | 0 |
| 3-10-20 | The Citadel | | 2.1 | 0 | 0 | 0 | 3 | 3 | 2-0 | 0 |

2021 SEASON

| Date | Opponent | GS | IP | H | R | ER | BB | SO | W-L | S |
|---------|----------------|----|-----|---|---|----|----|----|-----|---|
| 2-21-21 | Dayton | * | 3.1 | 0 | 1 | 1 | 4 | 9 | 0-0 | 0 |
| 2-27-21 | Clemson | | 1.0 | 0 | 0 | 0 | 0 | 3 | 0-0 | 0 |
| 3-7-21 | Mercer | * | 5.2 | 0 | 0 | 0 | 4 | 9 | 1-0 | 0 |
| 3-14-21 | Texas | * | 3.0 | 4 | 6 | 4 | 4 | 3 | 1-1 | 0 |
| 3-21-21 | Vanderbilt | * | 3.1 | 4 | 5 | 5 | 2 | 6 | 1-1 | 0 |
| 3-26-21 | Florida | | 2.0 | 1 | 1 | 1 | 0 | 5 | 2-1 | 0 |
| 3-28-21 | Florida | | 3.0 | 1 | 0 | 0 | 0 | 5 | 2-1 | 0 |
| 4-2-21 | Georgia | | 0.1 | 2 | 1 | 1 | 1 | 1 | 2-1 | 0 |
| 4-4-21 | Georgia | | 1.0 | 0 | 0 | 0 | 0 | 1 | 2-1 | 1 |
| 4-6-21 | North Carolina | | 2.0 | 3 | 1 | 1 | 0 | 2 | 2-2 | 1 |
| 4-13-21 | Charleston So. | | 1.0 | 0 | 0 | 0 | 0 | 1 | 2-2 | 1 |
| 4-17-21 | LSU | | 1.0 | 0 | 0 | 0 | 0 | 3 | 2-2 | 1 |
| 4-23-21 | Arkansas | | 2.2 | 0 | 1 | 0 | 4 | 6 | 2-2 | 1 |
| 5-1-21 | Ole Miss | | 2.2 | 0 | 0 | 0 | 0 | 3 | 2-2 | 1 |
| 5-5-21 | UNF | | 1.0 | 0 | 0 | 0 | 0 | 1 | 2-2 | 2 |

#21 Magdiel Cotto - Fr. LHP

2021 SEASON

| Date | Opponent | GS | IP | H | R | ER | BB | SO | W-L | S |
|---------|----------------|----|-----|---|---|----|----|----|-----|---|
| 2-19-21 | Dayton | | 1.0 | 0 | 0 | 0 | 0 | 2 | 0-0 | 0 |
| 2-23-21 | Winthrop | | 0.1 | 1 | 2 | 1 | 2 | 0 | 0-0 | 0 |
| 3-2-21 | Winthrop | | 1.0 | 0 | 0 | 0 | 0 | 1 | 0-0 | 0 |
| 3-10-21 | The Citadel | | 1.2 | 2 | 2 | 2 | 0 | 0 | 0-0 | 0 |
| 3-17-21 | Davidson | | 1.0 | 2 | 0 | 0 | 0 | 1 | 0-0 | 0 |
| 4-13-21 | Charleston So. | | 1.0 | 2 | 0 | 0 | 0 | 2 | 0-0 | 0 |
| 5-5-21 | UNF | | 2.0 | 0 | 0 | 0 | 0 | 2 | 1-0 | 0 |

#44 Parker Coyne - Jr. RHP

2018 SEASON

| Date | Opponent | GS | IP | H | R | ER | BB | SO | W-L | S |
|---------|----------------|----|-----|---|---|----|----|----|-----|---|
| 2-21-18 | Winthrop | | 1.0 | 1 | 0 | 0 | 0 | 1 | 0-0 | 0 |
| 2-23-18 | Charleston So. | | 1.0 | 0 | 0 | 0 | 0 | 2 | 0-0 | 0 |
| 3-3-18 | Clemson | | 0.2 | 0 | 0 | 0 | 1 | 0 | 0-0 | 0 |
| 3-14-18 | Harvard | | 1.2 | 0 | 0 | 0 | 2 | 4 | 1-0 | 0 |
| 3-16-18 | Florida | | 1.0 | 0 | 0 | 0 | 0 | 0 | 1-0 | 0 |
| 3-18-18 | Florida | | 1.0 | 0 | 0 | 0 | 1 | 3 | 1-0 | 0 |
| 3-20-18 | The Citadel | | 2.0 | 1 | 1 | 1 | 0 | 3 | 1-1 | 0 |
| 3-25-18 | Georgia | | 1.2 | 0 | 0 | 0 | 1 | 0 | 1-1 | 0 |
| 3-27-18 | Davidson | | 0.1 | 0 | 0 | 0 | 0 | 0 | 1-1 | 0 |
| 3-29-18 | Tennessee | | 0.2 | 0 | 0 | 0 | 1 | 1 | 1-1 | 0 |
| 3-30-18 | Tennessee | | 0.2 | 1 | 1 | 0 | 1 | 0 | 1-1 | 0 |
| 4-3-18 | North Carolina | | 0.0 | 0 | 0 | 0 | 1 | 0 | 1-1 | 0 |
| 4-10-18 | The Citadel | | 2.0 | 1 | 1 | 1 | 2 | 1 | 1-1 | 0 |
| 4-17-18 | Presbyterian | | 2.1 | 2 | 1 | 1 | 0 | 3 | 1-1 | 0 |
| 4-21-18 | LSU | | 1.1 | 3 | 4 | 4 | 1 | 1 | 1-1 | 0 |
| 4-29-18 | Vanderbilt | | 0.1 | 1 | 0 | 0 | 0 | 0 | 1-1 | 0 |
| 5-9-18 | Charleston | | 0.2 | 2 | 0 | 0 | 0 | 0 | 1-1 | 0 |
| 5-23-18 | Arkansas | | 2.2 | 2 | 3 | 1 | 2 | 6 | 1-1 | 0 |
| 6-11-18 | Arkansas | | 1.2 | 1 | 0 | 0 | 0 | 1 | 1-1 | 0 |

2019 SEASON

| Date | Opponent | GS | IP | H | R | ER | BB | SO | W-L | S |
|---------|--------------|----|-----|---|---|----|----|----|-----|---|
| 2-19-19 | Winthrop | | 3.0 | 1 | 0 | 0 | 0 | 6 | 1-0 | 0 |
| 2-23-19 | Utah Valley | | 0.0 | 0 | 0 | 0 | 1 | 0 | 1-0 | 0 |
| 2-26-19 | App State | | 1.2 | 3 | 0 | 0 | 0 | 4 | 2-0 | 0 |
| 3-2-19 | Clemson | | 1.0 | 4 | 3 | 3 | 1 | 1 | 2-0 | 0 |
| 3-6-19 | Gardner-Webb | | 1.1 | 1 | 0 | 0 | 3 | 1 | 2-0 | 0 |
| 3-12-19 | The Citadel | | 0.0 | 1 | 0 | 0 | 1 | 0 | 2-0 | 0 |
| 3-19-19 | Furman | | 0.0 | 3 | 3 | 3 | 0 | 0 | 2-0 | 0 |
| 3-22-19 | Tennessee | | 1.0 | 1 | 1 | 1 | 0 | 2 | 2-0 | 0 |
| 4-5-19 | Alabama | | 1.0 | 2 | 0 | 0 | 0 | 2 | 2-0 | 0 |
| 4-18-19 | Texas A&M | | 2.0 | 0 | 0 | 0 | 1 | 2 | 2-0 | 0 |
| 4-27-19 | Missouri | | 1.0 | 3 | 2 | 2 | 0 | 2 | 2-0 | 0 |
| 5-3-19 | Vanderbilt | | 2.2 | 1 | 1 | 1 | 1 | 3 | 2-0 | 0 |
| 5-8-19 | Furman | | 2.2 | 0 | 0 | 0 | 2 | 2 | 2-0 | 0 |
| 5-14-19 | USC Upstate | * | 5.0 | 3 | 0 | 0 | 0 | 6 | 2-0 | 0 |
| 5-18-19 | Miss. State | | 1.2 | 3 | 1 | 1 | 1 | 3 | 2-0 | 1 |
| 5-21-19 | LSU | | 1.2 | 7 | 4 | 4 | 1 | 1 | 2-1 | 1 |

2020 SEASON

| Date | Opponent | GS | IP | H | R | ER | BB | SO | W-L | S |
|---------|--------------|----|-----|---|---|----|----|----|-----|---|
| 2-15-20 | Holy Cross | | 1.0 | 0 | 0 | 0 | 2 | 2 | 0-0 | 0 |
| 2-21-20 | Northwestern | | 0.2 | 1 | 1 | 1 | 2 | 2 | 0-0 | 0 |
| 2-25-20 | UNF | | 1.1 | 2 | 1 | 1 | 1 | 2 | 0-0 | 0 |

| | | | | | | | | | | |
|---------|-------------|---|-----|---|---|---|---|---|-----|---|
| 3-3-20 | Furman | * | 4.0 | 3 | 1 | 1 | 2 | 4 | 0-0 | 0 |
| 3-10-20 | The Citadel | * | 1.0 | 3 | 1 | 1 | 1 | 3 | 0-0 | 0 |

2021 SEASON

| Date | Opponent | GS | IP | H | R | ER | BB | SO | W-L | S |
|---------|--------------|----|-----|---|---|----|----|----|-----|---|
| 3-2-21 | Winthrop | | 1.0 | 0 | 0 | 0 | 0 | 0 | 0-0 | 0 |
| 3-12-21 | Texas | | 0.1 | 0 | 0 | 0 | 1 | 0 | 0-0 | 0 |
| 3-17-21 | Davidson | | 1.2 | 0 | 0 | 0 | 1 | 5 | 0-0 | 0 |
| 3-20-21 | Vanderbilt | | 1.0 | 3 | 3 | 3 | 0 | 2 | 0-0 | 0 |
| 3-30-21 | Gardner-Webb | | 0.2 | 0 | 0 | 0 | 1 | 1 | 0-0 | 0 |

#34 Thomas Farr - Jr. RHP

2020 SEASON

| Date | Opponent | GS | IP | H | R | ER | BB | SO | W-L | SV |
|---------|--------------|----|-----|---|---|----|----|----|-----|----|
| 2-19-20 | Presbyterian | * | 4.2 | 3 | 2 | 2 | 2 | 5 | 1-0 | 0 |
| 2-29-20 | Clemson | * | 5.0 | 2 | 2 | 1 | 1 | 3 | 2-0 | 0 |
| 3-7-20 | Cornell | * | 6.0 | 1 | 0 | 0 | 2 | 6 | 3-0 | 0 |

2021 SEASON

| Date | Opponent | GS | IP | H | R | ER | BB | SO | W-L | SV |
|---------|------------|----|-----|---|---|----|----|----|-----|----|
| 2-19-21 | Dayton | * | 6.0 | 5 | 1 | 1 | 2 | 8 | 1-0 | 0 |
| 2-27-21 | Clemson | * | 6.0 | 5 | 1 | 1 | 1 | 7 | 1-0 | 0 |
| 3-5-21 | Mercer | * | 5.1 | 6 | 1 | 1 | 3 | 5 | 2-0 | 0 |
| 3-12-21 | Texas | * | 6.0 | 7 | 1 | 1 | 1 | 10 | 2-0 | 0 |
| 3-19-21 | Vanderbilt | * | 6.0 | 4 | 3 | 3 | 3 | 9 | 2-1 | 0 |
| 3-26-21 | Florida | * | 4.1 | 4 | 5 | 4 | 6 | 6 | 2-1 | 0 |
| 4-2-21 | Georgia | * | 5.2 | 6 | 2 | 2 | 0 | 7 | 2-1 | 0 |
| 4-9-21 | Missouri | * | 5.0 | 4 | 3 | 3 | 5 | 9 | 2-2 | 0 |
| 4-15-21 | LSU | * | 5.0 | 4 | 2 | 2 | 3 | 3 | 2-3 | 0 |
| 4-22-21 | Arkansas | * | 7.0 | 5 | 4 | 3 | 2 | 5 | 2-4 | 0 |
| 4-30-21 | Ole Miss | * | 5.0 | 7 | 5 | 4 | 5 | 5 | 2-5 | 0 |

#16 John Gilreath - Jr. LHP

2018 SEASON

| Date | Opponent | GS | IP | H | R | ER | BB | SO | W-L | SV |
|---------|----------------|----|-----|---|---|----|----|----|-----|----|
| 2-16-18 | VMI | | 4.0 | 3 | 0 | 0 | 0 | 4 | 0-0 | 0 |
| 2-20-18 | North Florida | * | 4.0 | 1 | 0 | 0 | 1 | 4 | 0-0 | 0 |
| 2-25-18 | Charleston So. | | 3.1 | 1 | 0 | 0 | 0 | 2 | 0-0 | 0 |
| 3-3-18 | Clemson | * | 3.2 | 7 | 6 | 6 | 3 | 5 | 0-0 | 0 |
| 3-9-18 | Princeton | | 4.0 | 4 | 1 | 1 | 2 | 8 | 0-0 | 1 |
| 3-17-18 | Florida | | 0.2 | 2 | 3 | 3 | 2 | 0 | 0-0 | 1 |
| 3-23-18 | Georgia | * | 4.0 | 6 | 3 | 3 | 1 | 2 | 0-0 | 1 |
| 3-27-18 | Davidson | | 0.0 | 2 | 2 | 2 | 0 | 0 | 0-0 | 1 |
| 3-29-18 | Tennessee | | 1.0 | 0 | 0 | 0 | 0 | 0 | 0-0 | 1 |
| 3-30-18 | Tennessee | | 0.1 | 2 | 0 | 0 | 0 | 1 | 0-0 | 1 |
| 4-3-18 | North Carolina | | 0.2 | 0 | 0 | 0 | 1 | 1 | 0-0 | 1 |
| 4-6-18 | Kentucky | | 1.0 | 3 | 1 | 1 | 0 | 1 | 0-0 | 1 |
| 4-8-18 | Kentucky | | 1.0 | 1 | 1 | 1 | 0 | 1 | 0-0 | 1 |
| 4-14-18 | Arkansas | | 0.1 | 0 | 0 | 0 | 0 | 0 | 0-0 | 1 |
| 4-17-18 | Presbyterian | | 1.1 | 0 | 0 | 0 | 1 | 2 | 0-0 | 1 |
| 4-29-18 | Vanderbilt | | 0.0 | 0 | 0 | 0 | 0 | 0 | 0-0 | 1 |
| 5-9-18 | Charleston | | 2.1 | 0 | 0 | 0 | 2 | 3 | 0-0 | 1 |
| 5-11-18 | Missouri | | 1.2 | 1 | 0 | 0 | 1 | 3 | 0-0 | 1 |
| 5-17-18 | Texas A&M | | 0.2 | 0 | 0 | 0 | 0 | 0 | 0-0 | 1 |
| 5-22-18 | Missouri | | 0.1 | 0 | 0 | 0 | 2 | 1 | 0-0 | 1 |
| 5-23-18 | Arkansas | | 1.1 | 1 | 0 | 0 | 0 | 3 | 0-0 | 1 |
| 5-24-18 | LSU | | 2.1 | 1 | 3 | 0 | 1 | 1 | 0-1 | 1 |
| 6-9-18 | Arkansas | | 1.2 | 3 | 1 | 0 | 0 | 2 | 0-1 | 1 |
| 6-11-18 | Arkansas | | 0.1 | 1 | 2 | 2 | 1 | 0 | 0-1 | 1 |

2019 SEASON

| Date | Opponent | GS | IP | H | R | ER | BB | SO | W-L | SV |
|---------|-------------|----|-----|---|---|----|----|----|-----|----|
| 2-15-19 | Liberty | | 1.0 | 0 | 1 | 0 | 0 | 2 | 0-1 | 0 |
| 2-17-19 | Liberty | | 0.1 | 0 | 0 | 0 | 0 | 0 | 0-0 | 0 |
| 2-23-19 | Utah Valley | | 0.2 | 1 | 0 | 0 | 0 | 1 | 1-1 | 0 |
| 2-26-19 | App State | * | 2.0 | 3 | 1 | 1 | 0 | 1 | 1-1 | 0 |
| 3-5-19 | The Citadel | | 2.2 | 1 | 0 | 0 | 0 | 4 | 1-1 | 0 |
| 3-8-19 | Valpo | | 2.2 | 3 | 1 | 1 | 2 | 3 | 2-1 | 0 |
| 3-12-19 | The Citadel | | 1.2 | 4 | 4 | 4 | 2 | 2 | 2-1 | 0 |
| 3-15-19 | Georgia | | 0.1 | 1 | 1 | 1 | 2 | 0 | 2-1 | 0 |
| 3-19-19 | Furman | | 1.2 | 2 | 1 | 1 | 0 | 1 | 2-1 | 0 |
| 3-22-19 | Tennessee | | 3.2 | 6 | 6 | 6 | 3 | 2 | 2-1 | 0 |
| 4-2-19 | N.C. State | | 3.0 | 3 | 3 | 2 | 3 | 2 | 2-1 | 0 |
| 4-9-19 | Charlotte | | 2.0 | 0 | 0 | 0 | 0 | 0 | 2-1 | 0 |
| 4-13-19 | Florida | | 1.2 | 1 | 1 | 1 | 1 | 2 | 2-1 | 0 |
| 4-16-19 | N. Carolina | | 2.1 | 1 | 0 | 0 | 0 | 4 | 2-1 | 0 |
| 4-18-19 | Texas A&M | | 0.2 | 2 | 4 | 4 | 3 | 0 | 2-1 | 0 |
| 4-27-19 | Missouri | | 0.2 | 2 | 2 | 0 | 2 | 0 | 2-1 | 0 |

2020 SEASON

| Date | Opponent | GS | IP | H | R | ER | BB | SO | W-L | SV |
|---------|--------------|----|-----|---|---|----|----|----|-----|----|
| 2-19-20 | Presbyterian | | 0.1 | 0 | 0 | 0 | 0 | 1 | 0-0 | 0 |
| 2-22-20 | Northwestern | | 1.0 | 2 | 0 | 0 | 0 | 3 | 0-0 | 0 |
| 2-25-20 | UNF | | 2.0 | 2 | 1 | 0 | 2 | 2 | 0-0 | 0 |

| | | | | | | | | | |
|---------|-------------|-----|---|---|---|---|---|-----|---|
| 3-7-20 | Cornell | 1.0 | 0 | 0 | 0 | 0 | 2 | 0-0 | 0 |
| 3-10-20 | The Citadel | 1.1 | 0 | 0 | 0 | 1 | 1 | 0-0 | 0 |

2021 SEASON

| Date | Opponent | GS | IP | H | R | ER | BB | SO | W-L | SV |
|---------|--------------|----|-----|---|---|----|----|----|-----|----|
| 2-20-21 | Dayton | | 1.0 | 0 | 0 | 0 | 1 | 0 | 0-0 | 0 |
| 2-23-21 | Winthrop | | 1.1 | 0 | 0 | 0 | 2 | 2 | 1-0 | 0 |
| 3-12-21 | Texas | | 0.2 | 1 | 0 | 0 | 0 | 0 | 1-0 | 0 |
| 3-13-21 | Texas | | 0.0 | 0 | 0 | 0 | 1 | 0 | 1-0 | 0 |
| 3-17-21 | Davidson | | 1.1 | 2 | 1 | 1 | 1 | 2 | 1-0 | 0 |
| 3-30-21 | Gardner-Webb | | 1.1 | 1 | 1 | 1 | 0 | 0 | 1-0 | 0 |
| 4-9-21 | Missouri | | 1.0 | 1 | 0 | 0 | 0 | 1 | 1-0 | 0 |
| 4-22-21 | Arkansas | | 2.0 | 1 | 1 | 1 | 3 | 3 | 1-0 | 0 |
| 4-30-21 | Ole Miss | | 3.0 | 2 | 0 | 0 | 0 | 2 | 1-0 | 0 |
| 5-5-21 | UNF | | 2.1 | 2 | 3 | 3 | 2 | 1 | 1-0 | 0 |

#22 Brannon Jordan - Jr. RHP

2020 SEASON

| Date | Opponent | GS | IP | H | R | ER | BB | SO | W-L | S |
|---------|--------------|----|-----|---|---|----|----|----|-----|---|
| 2-16-20 | Holy Cross | * | 5.0 | 2 | 0 | 0 | 0 | 9 | 1-0 | 0 |
| 2-23-20 | Northwestern | * | 6.0 | 2 | 2 | 2 | 3 | 9 | 1-0 | 0 |
| 3-1-20 | Clemson | * | 5.0 | 1 | 1 | 1 | 5 | 4 | 1-0 | 0 |
| 3-8-20 | Cornell | * | 5.0 | 2 | 1 | 1 | 1 | 10 | 2-0 | 0 |

2021 SEASON

| Date | Opponent | GS | IP | H | R | ER | BB | SO | W-L | S |
|---------|------------|----|-----|---|---|----|----|----|-----|---|
| 2-20-21 | Dayton | * | 4.0 | 2 | 4 | 3 | 4 | 4 | 0-0 | 0 |
| 2-28-21 | Clemson | * | 4.0 | 3 | 2 | 2 | 4 | 8 | 0-0 | 0 |
| 3-6-21 | Mercer | * | 5.0 | 1 | 0 | 0 | 3 | 11 | 1-0 | 0 |
| 3-13-21 | Texas | * | 5.0 | 3 | 2 | 2 | 2 | 6 | 1-1 | 0 |
| 3-20-21 | Vanderbilt | * | 5.0 | 3 | 2 | 2 | 3 | 9 | 1-2 | 0 |
| 3-27-21 | Florida | * | 7.0 | 5 | 1 | 0 | 1 | 9 | 2-2 | 0 |
| 4-3-21 | Georgia | * | 6.2 | 1 | 5 | 4 | 3 | 11 | 3-2 | 0 |
| 4-10-21 | Missouri | * | 5.0 | 2 | 1 | 1 | 4 | 8 | 4-2 | 0 |
| 4-17-21 | LSU | * | 4.0 | 3 | 2 | 2 | 5 | 6 | 4-2 | 0 |
| 4-23-21 | Arkansas | * | 4.2 | 3 | 2 | 1 | 4 | 4 | 4-2 | 0 |
| 5-1-21 | Ole Miss | * | 5.0 | 4 | 4 | 4 | 4 | 4 | 4-3 | 0 |

#49 Brett Kerry - So. RHP

2019 SEASON

| Date | Opponent | GS | IP | H | R | ER | BB | SO | W-L | S |
|---------|-------------|----|-----|---|---|----|----|----|-----|---|
| 2-16-19 | Liberty | | 1.0 | 0 | 0 | 0 | 0 | 2 | 0-0 | 0 |
| 2-17-19 | Liberty | | 2.0 | 0 | 0 | 0 | 0 | 3 | 1-0 | 0 |
| 2-22-19 | Utah Valley | | 2.0 | 2 | 0 | 0 | 0 | 4 | 2-0 | 0 |
| 2-26-19 | App State | | 1.0 | 0 | 0 | 0 | 0 | 2 | 2-0 | 1 |
| 3-1-19 | Clemson | | 3.1 | 2 | 0 | 0 | 0 | 7 | 2-0 | 2 |
| 3-10-19 | Valpo | * | 5.0 | 6 | 3 | 3 | 0 | 6 | 2-0 | 2 |
| 3-17-19 | Georgia | | 4.1 | 3 | 3 | 3 | 1 | 4 | 2-1 | 2 |
| 3-23-19 | Tennessee | | 2.0 | 2 | 0 | 0 | 3 | 5 | 2-1 | 3 |
| 3-26-19 | N.C. A&T | | 0.2 | 0 | 0 | 0 | 0 | 1 | 2-1 | 3 |
| 3-30-19 | Auburn | | 2.0 | 1 | 0 | 0 | 0 | 2 | 2-1 | 3 |
| 3-31-19 | Auburn | | 3.0 | 1 | 0 | 0 | 0 | 1 | 2-1 | 3 |
| 4-6-19 | Alabama | | 5.2 | 2 | 0 | 0 | 1 | 4 | 3-1 | 3 |
| 4-12-19 | Florida | | 2.1 | 6 | 2 | 2 | 1 | 2 | 3-1 | 3 |
| 4-16-19 | N. Carolina | | 0.2 | 0 | 0 | 0 | 0 | 1 | 3-1 | 4 |
| 4-20-19 | Texas A&M | | 3.0 | 1 | 0 | 0 | 0 | 4 | 3-1 | 5 |
| 4-20-19 | Texas A&M | | 0.1 | 1 | 1 | 1 | 0 | 0 | 3-1 | 5 |
| 4-28-19 | Missouri | | 4.1 | 6 | 4 | 4 | 2 | 4 | 3-1 | 5 |
| 5-5-19 | Vanderbilt | | 0.2 | 1 | 0 | 0 | 1 | 1 | 3-1 | 5 |
| 5-5-19 | Vanderbilt | | 4.2 | 3 | 2 | 2 | 1 | 2 | 3-1 | 5 |
| 5-10-19 | Kentucky | | 1.0 | 0 | 0 | 0 | 0 | 1 | 3-1 | 6 |
| 5-11-19 | Kentucky | | 3.0 | 1 | 0 | 0 | 0 | 5 | 3-1 | 7 |
| 5-18-19 | Miss. State | * | 6.1 | 5 | 2 | 2 | 3 | 4 | 4-1 | 7 |

2020 SEASON

| Date | Opponent | GS | IP | H | R | ER | BB | SO | W-L | S |
|---------|--------------|----|-----|---|---|----|----|----|-----|---|
| 2-15-20 | Holy Cross | * | 5.0 | 5 | 3 | 3 | 0 | 12 | 1-0 | 0 |
| 2-22-20 | Northwestern | * | 6.0 | 7 | 3 | 3 | 1 | 3 | 2-0 | 0 |
| 2-29-20 | Clemson | | 0.2 | 0 | 0 | 0 | 2 | 1 | 2-0 | 1 |
| 3-1-20 | Clemson | | 1.1 | 1 | 0 | 0 | 0 | 1 | 2-0 | 1 |
| 3-8-20 | Cornell | | 1.0 | 0 | 0 | 0 | 0 | 1 | 2-0 | 1 |
| 3-10-20 | The Citadel | | 1.0 | 0 | 0 | 0 | 0 | 0 | 2-0 | 1 |

2021 SEASON

| Date | Opponent | GS | IP | H | R | ER | BB | SO | W-L | S |
|---------|------------|----|-----|---|---|----|----|----|-----|---|
| 2-21-21 | Dayton | | 2.0 | 2 | 0 | 0 | 1 | 4 | 1-0 | 0 |
| 2-27-21 | Clemson | | 3.0 | 2 | 1 | 1 | 2 | 6 | 1-0 | 0 |
| 3-6-21 | Mercer | | 1.0 | 1 | 0 | 0 | 0 | 3 | 1-0 | 0 |
| 3-7-21 | Mercer | | 1.0 | 1 | 0 | 0 | 0 | 3 | 1-0 | 1 |
| 3-14-21 | Texas | | 1.1 | 0 | 0 | 0 | 0 | 2 | 1-0 | 1 |
| 3-21-21 | Vanderbilt | | 5.2 | 3 | 0 | 0 | 0 | 10 | 2-0 | 1 |
| 3-27-21 | Florida | | 2.0 | 0 | 0 | 0 | 0 | 3 | 2-0 | 2 |
| 3-28-21 | Florida | | 2.0 | 3 | 2 | 2 | 1 | 3 | 2-0 | 2 |
| 4-3-21 | Georgia | | 2.1 | 5 | 2 | 1 | 1 | 4 | 2-0 | 2 |
| 4-11-21 | Missouri | | 4.0 | 6 | 2 | 2 | 0 | 8 | 3-0 | 2 |
| 4-17-21 | LSU | | 1.0 | 0 | 0 | 0 | 0 | 1 | 3-0 | 3 |

| | | | | | | | | | |
|---------|----------|-----|---|---|---|---|---|-----|---|
| 4-23-21 | Arkansas | 1.1 | 1 | 0 | 0 | 0 | 3 | 3-0 | 4 |
| 5-1-21 | Ole Miss | 3.1 | 6 | 2 | 2 | 1 | 9 | 3-1 | 4 |

#15 Daniel Lloyd - So. RHP

2019 SEASON

| Date | Opponent | GS | IP | H | R | ER | BB | SO | W-L | SV |
|---------|----------------|----|-----|---|---|----|----|----|-----|----|
| 2-16-19 | Liberty | | 0.2 | 0 | 0 | 0 | 0 | 0 | 0-0 | 0 |
| 2-19-19 | Winthrop | | 0.0 | 0 | 0 | 0 | 1 | 0 | 0-0 | 0 |
| 3-2-19 | Clemson | | 2.1 | 1 | 2 | 2 | 1 | 4 | 0-0 | 0 |
| 3-9-19 | Valpo | | 0.1 | 0 | 0 | 0 | 0 | 0 | 1-0 | 0 |
| 3-12-19 | The Citadel | * | 2.1 | 3 | 1 | 1 | 1 | 3 | 2-0 | 0 |
| 3-16-19 | Georgia | | 0.1 | 1 | 2 | 0 | 1 | 0 | 2-1 | 0 |
| 3-19-19 | Furman | * | 2.1 | 1 | 1 | 1 | 3 | 2 | 2-1 | 0 |
| 3-29-19 | Auburn | * | 5.0 | 6 | 3 | 3 | 2 | 8 | 2-2 | 0 |
| 4-5-19 | Alabama | * | 3.0 | 7 | 9 | 9 | 3 | 4 | 2-3 | 0 |
| 4-11-19 | Florida | | 1.0 | 2 | 2 | 2 | 1 | 0 | 2-3 | 0 |
| 4-16-19 | N. Carolina | * | 2.0 | 2 | 0 | 0 | 2 | 1 | 2-3 | 0 |
| 4-23-19 | Charleston So. | * | 3.2 | 4 | 3 | 1 | 1 | 7 | 3-3 | 0 |
| 5-3-19 | Vanderbilt | * | 3.1 | 6 | 6 | 6 | 3 | 3 | 3-3 | 0 |
| 5-12-19 | Kentucky | * | 3.0 | 4 | 2 | 2 | 3 | 1 | 3-4 | 0 |
| 5-16-19 | Miss. State | | 0.0 | 2 | 4 | 4 | 0 | 0 | 3-4 | 0 |

2020 SEASON

| Date | Opponent | GS | IP | H | R | ER | BB | SO | W-L | SV |
|---------|--------------|----|-----|---|---|----|----|----|-----|----|
| 2-15-20 | Holy Cross | | 0.1 | 0 | 0 | 0 | 0 | 0 | 0-0 | 1 |
| 2-21-20 | Northwestern | | 2.0 | 1 | 3 | 3 | 2 | 2 | 0-1 | 1 |
| 2-23-20 | Northwestern | | 2.0 | 1 | 0 | 0 | 1 | 3 | 0-1 | 1 |
| 2-29-20 | Clemson | | 0.2 | 1 | 1 | 1 | 1 | 1 | 0-1 | 1 |
| 3-1-20 | Clemson | | 1.1 | 3 | 2 | 2 | 0 | 2 | 0-2 | 1 |
| 3-6-20 | Cornell | | 0.2 | 0 | 0 | 0 | 1 | 2 | 0-2 | 1 |
| 3-8-20 | Cornell | | 1.0 | 2 | 0 | 0 | 0 | 1 | 0-2 | 1 |
| 3-10-20 | The Citadel | | 1.0 | 0 | 0 | 0 | 0 | 2 | 0-2 | 1 |

2021 SEASON

| Date | Opponent | GS | IP | H | R | ER | BB | SO | W-L | SV |
|---------|----------------|----|-----|---|---|----|----|----|-----|----|
| 2-21-21 | Dayton | | 2.2 | 1 | 0 | 0 | 0 | 3 | 0-0 | 0 |
| 2-23-21 | Winthrop | | 1.0 | 0 | 0 | 0 | 1 | 2 | 0-0 | 0 |
| 2-28-21 | Clemson | | 0.0 | 2 | 2 | 2 | 1 | 0 | 0-0 | 0 |
| 3-2-21 | Winthrop | | 1.0 | 3 | 2 | 2 | 1 | 1 | 0-0 | 0 |
| 3-13-21 | Texas | | 0.1 | 0 | 0 | 0 | 0 | 0 | 0-0 | 0 |
| 3-17-21 | Davidson | | 1.0 | 0 | 0 | 0 | 1 | 2 | 0-0 | 0 |
| 3-20-21 | Vanderbilt | | 1.1 | 0 | 0 | 0 | 1 | 2 | 0-0 | 0 |
| 3-23-21 | The Citadel | | 2.0 | 1 | 0 | 0 | 0 | 4 | 0-0 | 0 |
| 3-26-21 | Florida | | 2.2 | 2 | 1 | 1 | 2 | 2 | 0-0 | 0 |
| 3-30-21 | Gardner-Webb | | 0.2 | 0 | 0 | 0 | 0 | 1 | 0-0 | 0 |
| 4-6-21 | North Carolina | | 2.0 | 0 | 1 | 1 | 2 | 1 | 0-0 | 0 |
| 4-10-21 | Missouri | | 4.0 | 4 | 0 | 0 | 0 | 2 | 0-0 | 1 |
| 4-15-21 | LSU | | 2.0 | 3 | 2 | 2 | 1 | 2 | 0-0 | 1 |
| 4-23-21 | Arkansas | | 1.1 | 1 | 0 | 0 | 1 | 1 | 0-0 | 1 |
| 5-5-21 | UNF | | 3.0 | 3 | 1 | 1 | 1 | 4 | 0-0 | 1 |

#50 Travis Luensmann - Fr. RHP

2021 SEASON

| Date | Opponent | GS | IP | H | R | ER | BB | SO | W-L | SV |
|---------|----------|----|-----|---|---|----|----|----|-----|----|
| 2-21-21 | Dayton | | 1.0 | 0 | 0 | 0 | 0 | 1 | 0-0 | 0 |
| 2-28-21 | Clemson | | 0.1 | 1 | 2 | 2 | 1 | 0 | 0-0 | 0 |
| 3-2-21 | Winthrop | | 0.2 | 0 | 0 | 0 | 0 | 1 | 0-0 | 0 |
| 3-17-21 | Davidson | | 0.1 | 3 | 4 | 2 | 0 | 0 | 0-1 | 0 |

#23 Jack Mahoney - Fr. RHP

2021 SEASON

| Date | Opponent | GS | IP | H | R | ER | BB | SO | W-L | SV |
|---------|----------------|----|-----|---|---|----|----|----|-----|----|
| 2-19-21 | Dayton | | 1.0 | 0 | 0 | 0 | 0 | 1 | 0-0 | 0 |
| 2-23-21 | Winthrop | | 1.2 | 1 | 1 | 0 | 0 | 4 | 0-0 | 0 |
| 2-28-21 | Clemson | | 1.2 | 2 | 1 | 1 | 0 | 1 | 0-0 | 0 |
| 3-5-21 | Mercer | | 1.0 | 0 | 0 | 0 | 0 | 1 | 0-0 | 0 |
| 3-7-21 | Mercer | | 2.1 | 1 | 0 | 0 | 0 | 4 | 0-0 | 0 |
| 3-12-21 | Texas | | 1.0 | 1 | 0 | 0 | 1 | 3 | 0-0 | 0 |
| 3-13-21 | Texas | | 1.2 | 1 | 0 | 0 | 1 | 1 | 0-0 | 0 |
| 3-19-21 | Vanderbilt | | 0.2 | 0 | 0 | 0 | 1 | 0 | 0-0 | 0 |
| 3-26-21 | Florida | | 1.0 | 1 | 1 | 1 | 2 | 1 | 0-0 | 0 |
| 3-30-21 | Gardner-Webb | * | 4.0 | 5 | 1 | 1 | 0 | 6 | 1-0 | 0 |
| 4-6-21 | North Carolina | * | 4.0 | 6 | 1 | 1 | 0 | 4 | 1-0 | 0 |
| 4-13-21 | Charleston So. | * | 5.0 | 7 | 0 | 0 | 1 | 7 | 2-0 | 0 |
| 4-27-21 | The Citadel | * | 7.2 | 5 | 0 | 0 | 1 | 6 | 3-0 | 0 |
| 5-5-21 | UNF | * | 0.2 | 3 | 2 | 2 | 1 | 0 | 3-0 | 0 |

#20 Andrew Peters - Jr. RHP

2020 SEASON

| Date | Opponent | GS | IP | H | R | ER | BB | SO | W-L | S |
|---------|--------------|----|-----|---|---|----|----|----|-----|---|
| 2-19-20 | Presbyterian | | 1.0 | 0 | 0 | 0 | 1 | 1 | 0-0 | 0 |
| 2-25-20 | UNF | * | 1.0 | 1 | 3 | 3 | 2 | 3 | 0-0 | 0 |
| 3-7-20 | Cornell | | 0.1 | 2 | 3 | 3 | 2 | 0 | 0-0 | 0 |

2021 SEASON

| Date | Opponent | GS | IP | H | R | ER | BB | SO | W-L | S |
|---------|----------------|----|-----|---|---|----|----|----|-----|---|
| 2-20-21 | Dayton | | 2.0 | 0 | 0 | 0 | 0 | 3 | 1-0 | 0 |
| 2-23-21 | Winthrop | | 0.1 | 0 | 0 | 0 | 0 | 0 | 1-0 | 0 |
| 2-28-21 | Clemson | | 2.0 | 1 | 0 | 0 | 0 | 4 | 1-0 | 0 |
| 3-5-21 | Mercer | | 2.2 | 0 | 0 | 0 | 1 | 5 | 1-0 | 0 |
| 3-10-21 | The Citadel | | 2.2 | 1 | 1 | 1 | 1 | 5 | 2-0 | 0 |
| 3-14-21 | Texas | | 1.0 | 3 | 2 | 2 | 0 | 1 | 2-0 | 0 |
| 3-19-21 | Vanderbilt | | 1.1 | 1 | 0 | 0 | 0 | 4 | 2-0 | 0 |
| 3-23-21 | The Citadel | | 1.1 | 1 | 0 | 0 | 0 | 1 | 2-0 | 0 |
| 3-26-21 | Florida | | 4.0 | 1 | 0 | 0 | 3 | 5 | 2-0 | 0 |
| 4-2-21 | Georgia | | 1.2 | 2 | 2 | 1 | 2 | 2 | 2-1 | 0 |
| 4-6-21 | North Carolina | | 2.0 | 0 | 0 | 0 | 1 | 3 | 2-1 | 0 |
| 4-9-21 | Missouri | | 0.2 | 2 | 3 | 1 | 1 | 1 | 2-1 | 0 |
| 4-17-21 | LSU | | 2.0 | 1 | 0 | 0 | 1 | 2 | 3-1 | 0 |
| 4-23-21 | Arkansas | | 3.0 | 0 | 0 | 0 | 1 | 3 | 4-1 | 0 |
| 5-1-21 | Ole Miss | | 3.0 | 4 | 3 | 3 | 0 | 4 | 4-1 | 0 |

#4 Jackson Phipps - Fr. LHP

2021 SEASON

| Date | Opponent | GS | IP | H | R | ER | BB | SO | W-L | S |
|---------|----------------|----|-----|---|---|----|----|----|-----|---|
| 2-19-21 | Dayton | | 1.0 | 1 | 0 | 0 | 0 | 0 | 0-0 | 0 |
| 2-23-21 | Winthrop | | 0.2 | 3 | 1 | 1 | 0 | 1 | 0-0 | 0 |
| 2-28-21 | Clemson | | 0.1 | 0 | 0 | 0 | 0 | 1 | 0-0 | 0 |
| 3-6-21 | Mercer | | 1.0 | 1 | 0 | 0 | 0 | 0 | 0-0 | 0 |
| 3-10-21 | The Citadel | | 0.2 | 1 | 0 | 0 | 0 | 1 | 0-0 | 0 |
| 3-13-21 | Texas | | 0.1 | 0 | 1 | 1 | 1 | 0 | 0-0 | 0 |
| 3-17-21 | Davidson | | 1.1 | 3 | 3 | 3 | 1 | 3 | 0-0 | 0 |
| 3-30-21 | Gardner-Webb | | 2.0 | 2 | 1 | 1 | 0 | 5 | 0-0 | 0 |
| 4-9-21 | Missouri | | 1.1 | 0 | 0 | 0 | 1 | 1 | 0-0 | 0 |
| 4-13-21 | Charleston So. | | 1.0 | 0 | 0 | 0 | 0 | 1 | 0-0 | 0 |
| 4-15-21 | LSU | | 1.0 | 1 | 1 | 1 | 0 | 1 | 0-0 | 0 |
| 4-27-21 | The Citadel | | 1.1 | 3 | 5 | 5 | 1 | 2 | 0-0 | 0 |

#32 Will Sanders - Fr. RHP

2021 SEASON

| Date | Opponent | GS | IP | H | R | ER | BB | SO | W-L | S |
|---------|-------------|----|-----|---|---|----|----|----|-----|---|
| 2-20-21 | Dayton | | 1.0 | 0 | 0 | 0 | 0 | 0 | 0-0 | 0 |
| 2-23-21 | Winthrop | * | 2.2 | 2 | 0 | 0 | 0 | 6 | 0-0 | 0 |
| 2-27-21 | Clemson | | 1.0 | 0 | 0 | 0 | 0 | 0 | 1-0 | 0 |
| 2-28-21 | Clemson | | 0.2 | 0 | 0 | 0 | 0 | 0 | 2-0 | 0 |
| 3-6-21 | Mercer | | 2.0 | 1 | 0 | 0 | 0 | 3 | 2-0 | 0 |
| 3-10-21 | The Citadel | | 1.1 | 2 | 0 | 0 | 0 | 0 | 2-0 | 0 |
| 3-12-21 | Texas | | 0.0 | 2 | 3 | 3 | 1 | 0 | 2-1 | 0 |
| 3-14-21 | Texas | | 1.0 | 2 | 0 | 0 | 0 | 0 | 2-1 | 0 |
| 3-17-21 | Davidson | * | 1.0 | 0 | 0 | 0 | 1 | 1 | 2-1 | 0 |
| 3-20-21 | Vanderbilt | | 0.2 | 2 | 0 | 0 | 1 | 0 | 2-1 | 0 |
| 3-23-21 | The Citadel | * | 5.0 | 1 | 1 | 1 | 1 | 10 | 3-1 | 0 |
| 3-28-21 | Florida | * | 4.0 | 2 | 3 | 2 | 1 | 6 | 4-1 | 0 |
| 4-4-21 | Georgia | * | 8.0 | 8 | 1 | 1 | 0 | 4 | 5-1 | 0 |
| 4-11-21 | Missouri | * | 4.0 | 4 | 2 | 2 | 0 | 6 | 5-1 | 0 |
| 4-17-21 | LSU | * | 6.0 | 5 | 0 | 0 | 1 | 4 | 6-1 | 0 |
| 4-23-21 | Arkansas | * | 5.0 | 6 | 4 | 4 | 1 | 3 | 6-2 | 0 |
| 5-1-21 | Ole Miss | * | 2.0 | 5 | 4 | 4 | 1 | 2 | 6-2 | 0 |

#12 Josiah Sightler - So. LHP

2019 SEASON

| Date | Opponent | GS | IP | H | R | ER | BB | SO | W-L | S |
|---------|-------------------|----|-----|---|---|----|----|----|-----|---|
| 5-17-19 | Mississippi State | | 0.0 | 1 | 3 | 3 | 2 | 0 | 0-0 | 0 |

2020 SEASON

| Date | Opponent | GS | IP | H | R | ER | BB | SO | W-L | S |
|---------|-------------|----|-----|---|---|----|----|----|-----|---|
| 3-7-20 | Cornell | | 1.2 | 0 | 0 | 0 | 0 | 4 | 0-0 | 0 |
| 3-10-20 | The Citadel | | 1.0 | 1 | 0 | 0 | 0 | 1 | 0-0 | 0 |

2021 SEASON

| Date | Opponent | GS | IP | H | R | ER | BB | SO | W-L | S |
|---------|-------------|----|-----|---|---|----|----|----|-----|---|
| 2-20-21 | Dayton | | 1.0 | 1 | 1 | 1 | 1 | 2 | 0-0 | 0 |
| 2-23-21 | Winthrop | | 1.0 | 0 | 0 | 0 | 0 | 2 | 0-0 | 0 |
| 3-2-21 | Winthrop | * | 3.0 | 3 | 1 | 1 | 0 | 4 | 1-0 | 0 |
| 3-10-21 | The Citadel | * | 2.0 | 4 | 2 | 2 | 0 | 0 | 1-0 | 0 |
| 3-14-21 | Texas | | 0.2 | 2 | 0 | 0 | 1 | 0 | 1-0 | 0 |

#40 Wesley Sweatt - Jr. LHP

2019 SEASON

| Date | Opponent | GS | IP | H | R | ER | BB | SO | W-L | S |
|---------|-------------|----|-----|----|---|----|----|----|-----|---|
| 2-22-19 | Utah Valley | | 2.0 | 1 | 0 | 0 | 0 | 2 | 0-0 | 0 |
| 2-24-19 | Utah Valley | | 1.0 | 0 | 0 | 0 | 0 | 1 | 0-0 | 0 |
| 2-26-19 | App State | | 2.0 | 0 | 0 | 0 | 0 | 1 | 0-0 | 0 |
| 3-1-19 | Clemson | | 1.2 | 3 | 1 | 1 | 1 | 1 | 1-0 | 0 |
| 3-8-19 | Valpo | * | 4.0 | 3 | 1 | 1 | 2 | 3 | 1-0 | 0 |
| 3-15-19 | Georgia | * | 5.0 | 5 | 5 | 4 | 0 | 1 | 1-1 | 0 |
| 3-22-19 | Tennessee | * | 3.1 | 10 | 8 | 6 | 2 | 0 | 1-2 | 0 |
| 3-26-19 | N.C. A&T | | 3.1 | 1 | 0 | 0 | 0 | 2 | 1-2 | 0 |
| 3-29-19 | Auburn | | 1.0 | 1 | 0 | 0 | 0 | 0 | 1-2 | 0 |
| 4-2-19 | N.C. State | | 2.0 | 3 | 0 | 0 | 0 | 2 | 2-2 | 0 |

| | | | | | | | | | | |
|---------|----------------|---|-----|---|---|---|---|---|-----|---|
| 4-5-19 | Alabama | | 1.2 | 1 | 0 | 0 | 0 | 0 | 2-2 | 0 |
| 4-9-19 | Charlotte | | 1.0 | 1 | 1 | 1 | 1 | 1 | 2-2 | 1 |
| 4-12-19 | Florida | | 0.2 | 1 | 0 | 0 | 1 | 0 | 2-2 | 1 |
| 4-13-19 | Florida | | 1.2 | 3 | 3 | 3 | 2 | 3 | 2-3 | 1 |
| 4-23-19 | Charleston So. | | 1.0 | 1 | 0 | 0 | 0 | 1 | 2-3 | 1 |
| 4-26-19 | Missouri | | 0.1 | 2 | 0 | 0 | 0 | 1 | 2-3 | 1 |
| 4-27-19 | Missouri | | 0.0 | 1 | 2 | 0 | 0 | 0 | 2-3 | 1 |
| 5-8-19 | Furman | * | 4.0 | 2 | 2 | 2 | 3 | 4 | 2-3 | 1 |
| 5-12-19 | Kentucky | | 2.1 | 2 | 0 | 0 | 0 | 2 | 2-3 | 1 |
| 5-14-19 | USC Upstate | | 1.0 | 0 | 0 | 0 | 0 | 1 | 2-3 | 1 |
| 5-17-19 | Miss. State | | 0.2 | 0 | 0 | 0 | 0 | 2 | 2-3 | 1 |
| 5-18-19 | Miss. State | | 0.2 | 4 | 3 | 3 | 0 | 0 | 2-3 | 1 |
| 5-21-19 | LSU | | 3.1 | 2 | 0 | 0 | 0 | 3 | 2-3 | 1 |

2021 SEASON

| Date | Opponent | GS | IP | H | R | ER | BB | SO | W-L | S |
|---------|----------------|----|-----|---|---|----|----|----|-----|---|
| 3-10-21 | The Citadel | | 0.2 | 3 | 2 | 2 | 0 | 0 | 0-0 | 0 |
| 3-14-21 | Texas | | 1.0 | 0 | 0 | 0 | 0 | 0 | 0-0 | 0 |
| 3-17-21 | Davidson | | 1.0 | 0 | 0 | 0 | 0 | 2 | 0-0 | 0 |
| 3-23-21 | The Citadel | | 0.2 | 3 | 2 | 2 | 0 | 1 | 0-0 | 0 |
| 4-2-21 | Georgia | | 0.1 | 0 | 0 | 0 | 0 | 1 | 0-0 | 0 |
| 4-9-21 | Missouri | | 1.0 | 2 | 1 | 1 | 0 | 0 | 0-0 | 0 |
| 4-13-21 | Charleston So. | | 1.0 | 1 | 0 | 0 | 0 | 0 | 0-0 | 0 |
| 4-22-21 | Arkansas | | 0.0 | 3 | 1 | 1 | 0 | 0 | 0-0 | 0 |

#37 Cam Tringali - R-Fr. RHP

2019 SEASON

| Date | Opponent | GS | IP | H | R | ER | BB | SO | W-L | S |
|---------|--------------|----|-----|---|---|----|----|----|-----|---|
| 2-16-19 | Liberty | | 2.1 | 2 | 0 | 0 | 1 | 3 | 0-0 | 0 |
| 2-19-19 | Winthrop | | 2.0 | 2 | 2 | 1 | 0 | 1 | 0-0 | 0 |
| 2-23-19 | Utah Valley | | 2.0 | 1 | 0 | 0 | 1 | 3 | 0-0 | 0 |
| 2-26-19 | App State | | 2.1 | 0 | 0 | 0 | 1 | 3 | 0-0 | 0 |
| 3-1-19 | Clemson | | 1.2 | 1 | 0 | 0 | 1 | 2 | 0-0 | 0 |
| 3-3-19 | Clemson | | 1.1 | 0 | 0 | 0 | 0 | 1 | 0-0 | 0 |
| 3-6-19 | Gardner-Webb | | 2.0 | 3 | 1 | 0 | 0 | 1 | 0-0 | 0 |
| 3-8-19 | Valpo | | 2.1 | 2 | 0 | 0 | 0 | 2 | 0-0 | 1 |
| 3-12-19 | The Citadel | | 1.2 | 5 | 4 | 4 | 0 | 2 | 0-0 | 1 |
| 3-16-19 | Georgia | | 2.1 | 0 | 0 | 0 | 0 | 3 | 0-0 | 1 |
| 3-19-19 | Furman | | 0.1 | 1 | 0 | 0 | 0 | 0 | 0-0 | 1 |
| 3-23-19 | Tennessee | | 1.2 | 1 | 0 | 0 | 0 | 3 | 1-0 | 1 |
| 3-24-19 | Tennessee | | 2.2 | 0 | 0 | 0 | 2 | 3 | 1-0 | 1 |
| 3-29-19 | Auburn | | 2.0 | 2 | 1 | 1 | 0 | 5 | 1-0 | 1 |
| 3-31-19 | Auburn | | 4.2 | 3 | 3 | 2 | 0 | 4 | 1-0 | 1 |
| 4-6-19 | Alabama | * | 4.1 | 4 | 4 | 4 | 1 | 2 | 1-0 | 1 |
| 4-12-19 | Florida | * | 6.0 | 4 | 1 | 1 | 0 | 3 | 2-0 | 1 |
| 4-20-19 | Texas A&M | * | 4.1 | 6 | 4 | 4 | 0 | 5 | 2-1 | 1 |
| 4-27-19 | Missouri | * | 6.1 | 5 | 3 | 3 | 3 | 6 | 2-2 | 1 |
| 5-5-19 | Vanderbilt | * | 1.2 | 4 | 4 | 4 | 2 | 0 | 2-3 | 1 |
| 5-10-19 | Kentucky | * | 5.2 | 5 | 4 | 4 | 3 | 4 | 2-3 | 1 |
| 5-16-19 | Miss. State | * | 4.0 | 8 | 9 | 6 | 3 | 2 | 2-4 | 1 |
| 5-21-19 | LSU | * | 3.0 | 4 | 3 | 3 | 2 | 1 | 2-4 | 1 |

2020 SEASON

| Date | Opponent | GS | IP | H | R | ER | BB | SO | W-L | S |
|---------|--------------|----|-----|---|---|----|----|----|-----|---|
| 2-15-20 | Holy Cross | | 2.0 | 3 | 1 | 1 | 0 | 1 | 0-0 | 0 |
| 2-23-20 | Northwestern | | 1.0 | 2 | 1 | 0 | 0 | 1 | 0-0 | 0 |
| 2-28-20 | Clemson | | 1.0 | 1 | 1 | 1 | 1 | 2 | 0-0 | 0 |
| 3-1-20 | Clemson | | 0.1 | 2 | 2 | 2 | 0 | 0 | 0-0 | 0 |
| 3-3-20 | Furman | | 5.0 | 0 | 0 | 0 | 0 | 7 | 1-0 | 0 |
| 3-10-20 | The Citadel | | 1.1 | 0 | 0 | 0 | 1 | 2 | 1-0 | 0 |

2021 SEASON

| Date | Opponent | GS | IP | H | R | ER | BB | SO | W-L | S |
|--------|----------|----|-----|---|---|----|----|----|-----|---|
| 3-2-21 | Winthrop | | 0.1 | 1 | 3 | 3 | 0 | 1 | 0-0 | 0 |

#30 Brett Thomas - Fr. RHP

2020 SEASON

| Date | Opponent | GS | IP | H | R | ER | BB | SO | W-L | S |
|---------|--------------|----|-----|---|---|----|----|----|-----|---|
| 2-22-20 | Northwestern | | 1.0 | 0 | 0 | 0 | 0 | 1 | 0-0 | 0 |
| 2-28-20 | Clemson | | 1.0 | 0 | 0 | 0 | 0 | 0 | 0-0 | 0 |
| 3-6-20 | Cornell | | 1.0 | 0 | 0 | 0 | 0 | 2 | 0-0 | 0 |
| 3-8-20 | Cornell | | 1.0 | 0 | 0 | 0 | 0 | 2 | 0-0 | 0 |

2021 SEASON

| Date | Opponent | GS | IP | H | R | ER | BB | SO | W-L | S |
|---------|----------|----|-----|---|---|----|----|----|-----|---|
| 3-2-21 | Winthrop | | 1.0 | 0 | 0 | 0 | 0 | 3 | 0-0 | 0 |
| 3-13-21 | Texas | | 0.2 | 0 | 0 | 0 | 1 | 2 | 0-0 | 0 |
| 3-17-21 | Davidson | | 0.1 | 1 | 1 | 1 | 2 | 1 | 0-0 | 0 |
| 4-11-21 | Missouri | | 1.0 | 0 | 0 | 0 | 0 | 1 | 0-0 | 0 |

#45 CJ Weins - Jr. RHP

2021 SEASON

| Date | Opponent | GS | IP | H | R | ER | BB | SO | W-L | S |
|---------|--------------|----|-----|---|---|----|----|----|-----|---|
| 3-2-21 | Winthrop | | 1.0 | 0 | 2 | 2 | 3 | 2 | 0-0 | 0 |
| 3-30-21 | Gardner-Webb | | 0.1 | 1 | 1 | 0 | 1 | 0 | 0-0 | 0 |

Record: 27-15 Home: 19-4 Away: 7-10 Neutral: 1-1 SEC: 11-10

| Player | avg | gp-gs | ab | r | h | 2b | 3b | hr | rbi | tb | slg% | bb | hp | so | gdp | ob% | sf | sh | sb-att | po | a | e | fld% |
|---------------------|------|-------|------|-----|-----|----|----|----|-----|-----|------|-----|----|-----|-----|------|----|----|--------|------|-----|----|-------|
| 33 Brady Allen | .296 | 42-42 | 169 | 39 | 50 | 11 | 1 | 11 | 34 | 96 | .568 | 22 | 4 | 33 | 1 | .382 | 4 | 2 | 8-8 | 85 | 0 | 0 | 1.000 |
| 3 Braylen Wimmer | .289 | 41-40 | 152 | 28 | 44 | 13 | 0 | 8 | 24 | 81 | .533 | 12 | 3 | 44 | 1 | .347 | 3 | 4 | 4-7 | 62 | 59 | 5 | .960 |
| 28 Wes Clarke | .279 | 42-42 | 147 | 46 | 41 | 6 | 0 | 17 | 40 | 98 | .667 | 36 | 4 | 51 | 1 | .429 | 2 | 0 | 0-0 | 117 | 10 | 2 | .984 |
| 12 Josiah Sightler | .277 | 38-37 | 137 | 25 | 38 | 8 | 0 | 6 | 23 | 64 | .467 | 14 | 6 | 33 | 1 | .367 | 1 | 0 | 2-2 | 51 | 2 | 0 | 1.000 |
| 10 Colin Burgess | .277 | 34-33 | 119 | 17 | 33 | 3 | 0 | 4 | 19 | 48 | .403 | 6 | 8 | 15 | 6 | .346 | 3 | 0 | 0-0 | 360 | 35 | 4 | .990 |
| 11 Andrew Eyster | .272 | 42-42 | 151 | 21 | 41 | 8 | 1 | 7 | 27 | 72 | .477 | 16 | 11 | 53 | 2 | .378 | 2 | 0 | 1-2 | 66 | 1 | 1 | .985 |
| 26 David Mendham | .248 | 42-40 | 145 | 19 | 36 | 7 | 1 | 4 | 22 | 57 | .393 | 19 | 1 | 42 | 2 | .329 | 5 | 0 | 0-1 | 231 | 16 | 1 | .996 |
| 6 George Callil | .220 | 42-42 | 132 | 21 | 29 | 8 | 1 | 2 | 15 | 45 | .341 | 17 | 4 | 39 | 1 | .325 | 1 | 5 | 5-5 | 54 | 75 | 5 | .963 |
| ----- | | | | | | | | | | | | | | | | | | | | | | | |
| 46 Connor Cino | .333 | 9-0 | 6 | 0 | 2 | 0 | 0 | 0 | 1 | 2 | .333 | 1 | 0 | 2 | 0 | .429 | 0 | 0 | 0-0 | 7 | 0 | 0 | 1.000 |
| 8 Jeff Heinrich | .222 | 19-17 | 63 | 3 | 14 | 4 | 0 | 0 | 8 | 18 | .286 | 0 | 4 | 11 | 2 | .265 | 1 | 4 | 2-3 | 22 | 17 | 4 | .907 |
| 14 Joe Satterfield | .194 | 15-9 | 36 | 5 | 7 | 2 | 0 | 0 | 8 | 9 | .250 | 1 | 1 | 7 | 1 | .231 | 1 | 0 | 0-0 | 12 | 16 | 0 | 1.000 |
| 7 Brennan Milone | .184 | 28-25 | 87 | 18 | 16 | 8 | 0 | 1 | 9 | 27 | .310 | 19 | 0 | 33 | 1 | .330 | 0 | 0 | 1-1 | 14 | 27 | 6 | .872 |
| 13 Michael Robinson | .154 | 16-2 | 13 | 1 | 2 | 0 | 0 | 0 | 1 | 2 | .154 | 1 | 0 | 6 | 0 | .214 | 0 | 0 | 0-0 | 3 | 11 | 2 | .875 |
| 9 Noah Myers | .136 | 19-4 | 22 | 5 | 3 | 1 | 0 | 1 | 4 | 7 | .318 | 2 | 1 | 10 | 1 | .240 | 0 | 1 | 1-1 | 7 | 0 | 1 | .875 |
| 2 Jalen Vasquez | .000 | 7-1 | 6 | 0 | 0 | 0 | 0 | 0 | 0 | 0 | .000 | 1 | 0 | 5 | 0 | .143 | 0 | 0 | 0-0 | 1 | 4 | 0 | 1.000 |
| 24 Brandon Fields | .000 | 6-1 | 6 | 2 | 0 | 0 | 0 | 0 | 0 | 0 | .000 | 1 | 1 | 4 | 0 | .250 | 0 | 0 | 0-0 | 2 | 0 | 0 | 1.000 |
| 23 Jack Mahoney | .000 | 2-1 | 4 | 2 | 0 | 0 | 0 | 0 | 0 | 0 | .000 | 1 | 1 | 1 | 1 | .333 | 0 | 0 | 0-0 | 4 | 8 | 2 | .857 |
| Totals | .255 | 42 | 1395 | 252 | 356 | 79 | 4 | 61 | 235 | 626 | .449 | 169 | 49 | 389 | 21 | .351 | 23 | 16 | 24-30 | 1116 | 306 | 38 | .974 |
| Opponents | .219 | 42 | 1381 | 171 | 302 | 52 | 7 | 34 | 154 | 470 | .340 | 161 | 25 | 492 | 17 | .309 | 12 | 9 | 36-54 | 1091 | 357 | 32 | .978 |

LOB - Team (310), Opp (301). DPs turned - Team (25), Opp (27). CI - Team (0), Opp (1). IBB - Team (6), Clarke 5, Wimmer 1, Opp (6). Picked off - Wimmer 1.

(All games Sorted by Earned run avg)

| Player | era | w-l | app | gs | cg | sho | sv | ip | h | r | er | bb | so | 2b | 3b | hr | b/avg | wp | hp | bks | sfa | sha |
|---------------------|-------|-------|-----|----|----|-----|----|-------|-----|-----|-----|-----|-----|----|----|----|-------|----|----|-----|-----|-----|
| 32 Will Sanders | 3.38 | 6-2 | 17 | 9 | 0 | 0/2 | 0 | 45.1 | 42 | 18 | 17 | 8 | 45 | 7 | 2 | 7 | .244 | 5 | 4 | 0 | 0 | 0 |
| 22 Brannon Jordan | 3.42 | 4-3 | 11 | 11 | 0 | 0/1 | 0 | 55.1 | 30 | 25 | 21 | 37 | 80 | 10 | 0 | 8 | .154 | 6 | 5 | 0 | 2 | 0 |
| 34 Thomas Farr | 3.67 | 2-5 | 11 | 11 | 0 | 0/0 | 0 | 61.1 | 57 | 28 | 25 | 31 | 74 | 11 | 0 | 5 | .242 | 7 | 2 | 0 | 2 | 0 |
| ----- | | | | | | | | | | | | | | | | | | | | | | |
| 23 Jack Mahoney | 1.62 | 3-0 | 14 | 5 | 0 | 0/2 | 0 | 33.1 | 27 | 7 | 6 | 8 | 39 | 2 | 2 | 0 | .227 | 1 | 0 | 0 | 1 | 2 |
| 49 Brett Kerry | 2.40 | 3-1 | 13 | 0 | 0 | 0/2 | 4 | 30.0 | 30 | 9 | 8 | 6 | 59 | 4 | 1 | 2 | .250 | 2 | 0 | 0 | 0 | 0 |
| 20 Andrew Peters | 2.43 | 4-1 | 15 | 0 | 0 | 0/0 | 0 | 29.2 | 17 | 11 | 8 | 11 | 43 | 4 | 0 | 2 | .160 | 1 | 0 | 1 | 2 | 2 |
| 30 Brett Thomas | 3.00 | 0-0 | 4 | 0 | 0 | 0/0 | 0 | 3.0 | 1 | 1 | 1 | 3 | 7 | 0 | 0 | 0 | .100 | 2 | 0 | 3 | 0 | 0 |
| 15 Daniel Lloyd | 3.24 | 0-0 | 15 | 0 | 0 | 0/0 | 1 | 25.0 | 20 | 9 | 9 | 12 | 27 | 2 | 0 | 0 | .227 | 0 | 2 | 2 | 3 | 2 |
| 21 Magdiel Cotto | 3.38 | 1-0 | 7 | 0 | 0 | 0/1 | 0 | 8.0 | 7 | 4 | 3 | 2 | 8 | 1 | 1 | 0 | .226 | 0 | 1 | 0 | 0 | 0 |
| 18 Julian Bosnic | 3.55 | 2-2 | 15 | 4 | 0 | 0/3 | 2 | 33.0 | 15 | 16 | 13 | 19 | 58 | 2 | 0 | 2 | .135 | 2 | 6 | 0 | 1 | 2 |
| 16 John Gilreath | 3.86 | 1-0 | 10 | 0 | 0 | 0/0 | 0 | 14.0 | 10 | 6 | 6 | 10 | 11 | 0 | 0 | 2 | .200 | 1 | 1 | 0 | 0 | 0 |
| 12 Josiah Sightler | 4.70 | 1-0 | 5 | 2 | 0 | 0/0 | 0 | 7.2 | 10 | 4 | 4 | 2 | 8 | 2 | 0 | 0 | .333 | 1 | 1 | 0 | 0 | 0 |
| 44 Parker Coyne | 5.79 | 0-0 | 5 | 0 | 0 | 0/0 | 0 | 4.2 | 3 | 3 | 3 | 3 | 8 | 1 | 1 | 1 | .200 | 2 | 0 | 0 | 1 | 1 |
| 4 Jackson Phipps | 9.00 | 0-0 | 12 | 0 | 0 | 0/2 | 0 | 12.0 | 15 | 12 | 12 | 4 | 16 | 1 | 0 | 3 | .300 | 2 | 1 | 0 | 0 | 0 |
| 40 Wesley Sweatt | 9.53 | 0-0 | 8 | 0 | 0 | 0/1 | 0 | 5.2 | 12 | 6 | 6 | 0 | 4 | 2 | 0 | 2 | .429 | 0 | 0 | 0 | 0 | 0 |
| 45 CJ Weins | 13.50 | 0-0 | 2 | 0 | 0 | 0/0 | 0 | 1.1 | 1 | 3 | 2 | 4 | 2 | 0 | 0 | 0 | .167 | 1 | 0 | 0 | 0 | 0 |
| 50 Travis Luensmann | 15.43 | 0-1 | 4 | 0 | 0 | 0/0 | 0 | 2.1 | 4 | 6 | 4 | 1 | 2 | 2 | 0 | 0 | .333 | 0 | 0 | 1 | 0 | 0 |
| 37 Cam Tringali | 81.00 | 0-0 | 1 | 0 | 0 | 0/0 | 0 | 0.1 | 1 | 3 | 3 | 0 | 1 | 1 | 0 | 0 | .500 | 1 | 2 | 0 | 0 | 0 |
| Totals | 3.63 | 27-15 | 42 | 42 | 0 | 4/4 | 7 | 372.0 | 302 | 171 | 150 | 161 | 492 | 52 | 7 | 34 | .219 | 34 | 25 | 7 | 12 | 9 |
| Opponents | 5.54 | 15-27 | 42 | 42 | 1 | 2/1 | 5 | 363.2 | 356 | 252 | 224 | 169 | 389 | 79 | 4 | 61 | .255 | 26 | 49 | 5 | 23 | 16 |

PB - Team (5), Burgess 4, Clarke 1, Opp (6). Pickoffs - Team (4), Bosnic 2, Farr 1, Burgess 1, Opp (1). SBA/ATT - Burgess (22-34), Clarke (12-15), Farr (6-12), Bosnic (8-11), Jordan (4-6), Sightler (3-4), Sanders (2-4), Peters (4-4), Kerry (3-3), Mahoney (1-3), Phipps (1-2), Gilreath (2-2), Thomas (1-1), Luensmann (0-1), Cino (1-1), Tringali (1-1).

Record: 11-10 Home: 6-3 Away: 5-7 SEC: 11-10

| Player | avg | gp-gs | ab | r | h | 2b | 3b | hr | rbi | tb | slg% | bb | hp | so | gdp | ob% | sf | sh | sb-att | po | a | e | fld% |
|---------------------|------|-------|-----|-----|-----|----|----|----|-----|-----|------|----|----|-----|-----|------|----|----|--------|-----|-----|----|-------|
| 10 Colin Burgess | .306 | 20-20 | 72 | 13 | 22 | 3 | 0 | 3 | 11 | 34 | .472 | 2 | 5 | 9 | 4 | .358 | 2 | 0 | 0-0 | 216 | 22 | 2 | .992 |
| 33 Brady Allen | .267 | 21-21 | 90 | 14 | 24 | 4 | 0 | 7 | 19 | 49 | .544 | 6 | 1 | 19 | 1 | .320 | 0 | 1 | 5-5 | 53 | 0 | 0 | 1.000 |
| 11 Andrew Eyster | .243 | 21-21 | 70 | 11 | 17 | 1 | 0 | 4 | 11 | 30 | .429 | 7 | 6 | 27 | 1 | .353 | 2 | 0 | 0-0 | 37 | 0 | 1 | .974 |
| 26 David Mendham | .236 | 21-20 | 72 | 9 | 17 | 2 | 1 | 2 | 8 | 27 | .375 | 8 | 1 | 21 | 0 | .317 | 1 | 0 | 0-0 | 123 | 8 | 1 | .992 |
| 3 Braylen Wimmer | .224 | 21-21 | 85 | 11 | 19 | 6 | 0 | 2 | 11 | 31 | .365 | 4 | 1 | 29 | 1 | .261 | 2 | 1 | 2-2 | 22 | 43 | 2 | .970 |
| 12 Josiah Sightler | .213 | 21-21 | 80 | 11 | 17 | 5 | 0 | 2 | 8 | 28 | .350 | 6 | 4 | 26 | 0 | .300 | 0 | 0 | 0-0 | 36 | 0 | 0 | 1.000 |
| 6 George Callil | .190 | 21-21 | 63 | 11 | 12 | 5 | 1 | 1 | 10 | 22 | .349 | 9 | 4 | 21 | 1 | .325 | 1 | 2 | 1-1 | 27 | 42 | 3 | .958 |
| 28 Wes Clarke | .164 | 21-21 | 73 | 13 | 12 | 1 | 0 | 4 | 12 | 25 | .342 | 13 | 3 | 29 | 0 | .311 | 1 | 0 | 0-0 | 11 | 1 | 2 | .857 |
| ----- | | | | | | | | | | | | | | | | | | | | | | | |
| 7 Brennan Milone | .171 | 11-11 | 35 | 9 | 6 | 3 | 0 | 1 | 6 | 12 | .343 | 5 | 0 | 17 | 0 | .275 | 0 | 0 | 0-0 | 5 | 9 | 3 | .824 |
| 13 Michael Robinson | .143 | 6-2 | 7 | 0 | 1 | 0 | 0 | 0 | 1 | 1 | .143 | 0 | 0 | 3 | 0 | .143 | 0 | 0 | 0-0 | 0 | 4 | 0 | 1.000 |
| 8 Jeff Heinrich | .136 | 7-7 | 22 | 2 | 3 | 1 | 0 | 0 | 1 | 4 | .182 | 0 | 4 | 5 | 1 | .269 | 0 | 2 | 0-0 | 6 | 2 | 2 | .800 |
| 14 Joe Satterfield | .000 | 2-1 | 4 | 0 | 0 | 0 | 0 | 0 | 0 | 0 | .000 | 0 | 0 | 0 | 0 | .000 | 0 | 0 | 0-0 | 0 | 1 | 0 | 1.000 |
| 23 Jack Mahoney | .000 | 1-1 | 3 | 1 | 0 | 0 | 0 | 0 | 0 | 0 | .000 | 1 | 0 | 1 | 0 | .250 | 0 | 0 | 0-0 | 1 | 3 | 2 | .667 |
| 9 Noah Myers | .000 | 5-1 | 3 | 0 | 0 | 0 | 0 | 0 | 0 | 0 | .000 | 0 | 0 | 2 | 0 | .000 | 0 | 1 | 0-0 | 1 | 0 | 0 | 1.000 |
| 46 Connor Cino | .000 | 1-0 | 1 | 0 | 0 | 0 | 0 | 0 | 0 | 0 | .000 | 0 | 0 | 1 | 0 | .000 | 0 | 0 | 0-0 | 0 | 0 | 0 | .000 |
| 2 Jalen Vasquez | .000 | 1-0 | 0 | 0 | 0 | 0 | 0 | 0 | 0 | 0 | .000 | 0 | 0 | 0 | 0 | .000 | 0 | 0 | 0-0 | 0 | 0 | 0 | .000 |
| 24 Brandon Fields | .000 | 1-0 | 0 | 1 | 0 | 0 | 0 | 0 | 0 | 0 | .000 | 0 | 0 | 0 | 0 | .000 | 0 | 0 | 0-0 | 0 | 0 | 0 | .000 |
| Totals | .221 | 21 | 680 | 106 | 150 | 31 | 2 | 26 | 98 | 263 | .387 | 61 | 29 | 210 | 9 | .308 | 9 | 7 | 8-8 | 549 | 147 | 21 | .971 |
| Opponents | .223 | 21 | 692 | 90 | 154 | 30 | 3 | 21 | 81 | 253 | .366 | 83 | 12 | 234 | 7 | .313 | 8 | 1 | 16-22 | 554 | 173 | 9 | .988 |

LOB - Team (126), Opp (157). DPs turned - Team (13), Opp (12). IBB - Team (1), Clarke 1, Opp (3).

(SEC games only Sorted by Earned run avg)

| Player | era | w-l | app | gs | cg | sho | sv | ip | h | r | er | bb | so | 2b | 3b | hr | b/avg | wp | hp | bks | sfa | sha |
|-------------------|-------|-------|-----|----|----|-----|----|-------|-----|-----|-----|----|-----|----|----|----|-------|----|----|-----|-----|-----|
| 49 Brett Kerry | 2.91 | 2-1 | 8 | 0 | 0 | 0/0 | 3 | 21.2 | 24 | 8 | 7 | 3 | 41 | 4 | 1 | 1 | .270 | 1 | 0 | 0 | 0 | 0 |
| 22 Brannon Jordan | 3.38 | 3-2 | 7 | 7 | 0 | 0/0 | 0 | 37.1 | 21 | 17 | 14 | 24 | 51 | 5 | 0 | 5 | .160 | 5 | 3 | 0 | 2 | 0 |
| 32 Will Sanders | 3.94 | 3-1 | 7 | 6 | 0 | 0/1 | 0 | 29.2 | 32 | 14 | 13 | 5 | 25 | 5 | 1 | 6 | .271 | 4 | 4 | 0 | 0 | 0 |
| 34 Thomas Farr | 4.97 | 0-5 | 7 | 7 | 0 | 0/0 | 0 | 38.0 | 34 | 24 | 21 | 24 | 44 | 8 | 0 | 4 | .230 | 5 | 2 | 0 | 2 | 0 |
| ----- | | | | | | | | | | | | | | | | | | | | | | |
| 30 Brett Thomas | 0.00 | 0-0 | 1 | 0 | 0 | 0/0 | 0 | 1.0 | 0 | 0 | 0 | 0 | 1 | 0 | 0 | 0 | .000 | 0 | 0 | 0 | 0 | 0 |
| 16 John Gilreath | 1.50 | 0-0 | 3 | 0 | 0 | 0/0 | 0 | 6.0 | 4 | 1 | 1 | 3 | 6 | 0 | 0 | 0 | .182 | 1 | 1 | 0 | 0 | 0 |
| 15 Daniel Lloyd | 2.38 | 0-0 | 5 | 0 | 0 | 0/0 | 1 | 11.1 | 10 | 3 | 3 | 5 | 9 | 1 | 0 | 0 | .250 | 0 | 1 | 2 | 2 | 0 |
| 20 Andrew Peters | 2.87 | 2-1 | 7 | 0 | 0 | 0/0 | 0 | 15.2 | 11 | 8 | 5 | 8 | 21 | 3 | 0 | 1 | .186 | 1 | 0 | 0 | 1 | 1 |
| 4 Jackson Phipps | 3.86 | 0-0 | 2 | 0 | 0 | 0/0 | 0 | 2.1 | 1 | 1 | 1 | 1 | 2 | 0 | 0 | 1 | .125 | 0 | 0 | 0 | 0 | 0 |
| 18 Julian Bosnic | 3.94 | 1-0 | 8 | 1 | 0 | 0/1 | 1 | 16.0 | 8 | 8 | 7 | 7 | 30 | 1 | 0 | 2 | .143 | 1 | 1 | 0 | 0 | 0 |
| 23 Jack Mahoney | 5.40 | 0-0 | 2 | 0 | 0 | 0/0 | 0 | 1.2 | 1 | 1 | 1 | 3 | 1 | 0 | 0 | 0 | .200 | 0 | 0 | 0 | 0 | 0 |
| 40 Wesley Sweatt | 13.50 | 0-0 | 3 | 0 | 0 | 0/0 | 0 | 1.1 | 5 | 2 | 2 | 0 | 1 | 2 | 0 | 0 | .625 | 0 | 0 | 0 | 0 | 0 |
| 44 Parker Coyne | 27.00 | 0-0 | 1 | 0 | 0 | 0/0 | 0 | 1.0 | 3 | 3 | 3 | 0 | 2 | 1 | 1 | 1 | .600 | 0 | 0 | 0 | 1 | 0 |
| Totals | 3.84 | 11-10 | 21 | 21 | 0 | 1/1 | 5 | 183.0 | 154 | 90 | 78 | 83 | 234 | 30 | 3 | 21 | .223 | 18 | 12 | 2 | 8 | 1 |
| Opponents | 4.97 | 10-11 | 21 | 21 | 1 | 1/0 | 4 | 184.2 | 150 | 106 | 102 | 61 | 210 | 31 | 2 | 26 | .221 | 15 | 29 | 2 | 9 | 7 |

PB - Team (2), Burgess 2, Opp (2). Pickoffs - Team (1), Bosnic 1. SBA/ATT - Burgess (15-20), Farr (5-8), Jordan (2-4), Bosnic (3-4), Peters (3-3), Kerry (2-2), Clarke (1-1), Sanders (1-1).

| Statistic | National Rank | Conference Rank | Value | National Leader | Value | Conference Leader | Value |
|---|---------------|-----------------|-------|-------------------|-------|-------------------------|--------|
| Base on Balls (286 ranked) | 87 | 12 | 169 | TCU | 258 | Arkansas | 251 |
| Batting Average (286 ranked) | 200 | 13 | 0.255 | Arizona | 0.333 | Ole Miss | 0.304 |
| Double Plays (286 ranked) | 131 | 10 | 24 | Auburn | 47 | Auburn | 47 |
| Double Plays Per Game (286 ranked) | 188 | 10 | 0.57 | Auburn | 1.18 | Auburn | 1.18 |
| Doubles (286 ranked) | 36 | 5 | 79 | Liberty | 100 | Tennessee | 89 |
| Doubles Per Game (286 ranked) | 70 | 4 | 1.88 | Wright St. | 2.66 | Vanderbilt | 2.02 |
| Earned Run Average (286 ranked) | 23 | 4 | 3.63 | Monmouth | 2.51 | Vanderbilt | 3.26 |
| Fielding Percentage (286 ranked) | 59 | 9 | 0.974 | Creighton | 0.987 | Arkansas | 0.979 |
| Hit Batters (286 ranked) | 261 | 14 | 25 | Georgia St. | 80 | Kentucky | 63 |
| Hit by Pitch (286 ranked) | 77 | 5 | 49 | Campbell | 93 | Tennessee | 59 |
| Hits (286 ranked) | 103 | 13 | 356 | Arizona | 498 | Ole Miss | 456 |
| Hits Allowed Per Nine Innings (286 ranked) | 11 | 3 | 7.31 | Vanderbilt | 6.03 | Vanderbilt | 6.03 |
| Home Runs (285 ranked) | 11 | 4 | 61 | Arkansas | 76 | Arkansas | 76 |
| Home Runs Per Game (286 ranked) | 16 | 4 | 1.45 | Northwestern | 1.93 | Arkansas | 1.81 |
| On Base Percentage (286 ranked) | 198 | 13 | 0.351 | Arizona | 0.436 | Ole Miss | 0.403 |
| Runs (286 ranked) | 77 | 13 | 252 | Arizona | 368 | Arkansas | 347 |
| Sacrifice Bunts (284 ranked) | 113 | 4 | 16 | ULM | 48 | Vanderbilt | 21 |
| Sacrifice Flies (286 ranked) | 23 | 4 | 23 | George Washington | 31 | Arkansas | 27 |
| Scoring (286 ranked) | 125 | 12 | 6.0 | Wright St. | 10.1 | Arkansas | 8.3 |
| Shutouts (157 ranked) | 29 | 6 | 4 | Louisiana Tech | 8 | Texas A&M Vanderbilt | 6 6 |
| Slugging Percentage (286 ranked) | 54 | 9 | 0.449 | Wright St. | 0.569 | Arkansas | 0.500 |
| Stolen Bases (286 ranked) | 226 | 13 | 24 | Jackson St. | 119 | Vanderbilt | 59 |
| Stolen Bases Per Game (286 ranked) | 255 | 12 | 0.57 | Jackson St. | 3.31 | Vanderbilt | 1.40 |
| Strikeout-to-Walk Ratio (286 ranked) | 19 | 4 | 3.06 | Southern Miss. | 4.25 | Tennessee | 3.61 |
| Strikeouts Per Nine Innings (286 ranked) | 2 | 2 | 11.9 | Mississippi St. | 12.9 | Mississippi St. | 12.9 |
| Triple Plays (1 ranked) | | | | 4 teams tied | 1 | | |
| Triples (280 ranked) | 227 | 14 | 4 | TCU | 23 | Vanderbilt | 19 |
| Triples Per Game (284 ranked) | 254 | 14 | 0.10 | Navy | 0.58 | Vanderbilt | 0.45 |
| WHIP (286 ranked) | 20 | 4 | 1.24 | Fairfield | 0.95 | Vanderbilt | 1.09 |
| WL Pct (286 ranked) | 49 | 8 | 0.643 | Fairfield | 0.966 | Arkansas | 0.810 |
| Walks Allowed Per Nine Innings (286 ranked) | 88 | 12 | 3.90 | Fairfield | 2.08 | Tennessee | 2.56 |

| Statistic | Player | National Rank | Conference Rank | Value | National Leader | Value | Conference Leader | Value |
|---|-------------------------------|---------------|-----------------|----------------|---|----------|---|----------------|
| Base on Balls (118 ranked) | Wes Clarke | 16 | 3 | 36 | Cameron Brantley, N.C. A&T Mario Camilletti, Central Mich. | 43 43 | Liam Spence, Tennessee | 39 |
| Base on Balls Per Game (146 ranked) | Wes Clarke | 35 | 2 | 0.86 | Austin Gauthier, Hofstra | 1.34 | Liam Spence, Tennessee | 0.93 |
| Batting Average (250 ranked) | | | | | Liam McGill, Bryant | 0.458 | Liam Spence, Tennessee | 0.384 |
| Complete Games (84 ranked) | | | | | Danny Hosley, Norfolk St. Chris Jefferson, New Mexico St. | 6 6 | 5 players tied | 1 |
| Doubles (107 ranked) | Braylen Wimmer | 64 | 1 | 13 | Austin Knight, Charlotte | 23 | 6 players tied | 13 |
| Doubles Per Game (149 ranked) | | | | | Austin Knight, Charlotte | 0.52 | Brandt Belk, Missouri | 0.38 |
| Earned Run Average (200 ranked) | | | | | Kevin Kopps, Arkansas | 0.85 | Kevin Kopps, Arkansas | 0.85 |
| Games Started (130 ranked) | Thomas Farr Brannon Jordan | 5 5 | 1 1 | 11 11 | Mason Delane, VCU | 13 | 14 players tied | 11 |
| Hit Batters (128 ranked) | | | | | 4 players tied | 16 | Chandler Jozwiak, Texas A&M | 11 |
| Hit By Pitch Per Game (149 ranked) | | | | | Waldy Arias, Campbell | 0.67 | Justin Bench, Ole Miss | 0.36 |
| Hit by Pitch (137 ranked) | Andrew Eyster | 66 | 6 | 11 | Waldy Arias, Campbell | 24 | Justin Bench, Ole Miss | 15 |
| Hits (145 ranked) | Brady Allen | 145 | 21 | 50 | Tyler Hardman, Oklahoma | 72 | Dylan Crews, LSU Peyton Wilson, Alabama | 60 60 |
| Hits Allowed Per Nine Innings (150 ranked) | Brannon Jordan | 12 | 3 | 4.88 | Donovan Burke, James Madison | 3.42 | Jack Leiter, Vanderbilt | 3.92 |
| Hits Per Game (148 ranked) | | | | | Jaden Fein, San Diego St. | 1.88 | Ryan Bliss, Auburn | 1.50 |
| Home Runs (108 ranked) | Wes Clarke Brady Allen | 2 39 | 1 9 | 17 11 | Matheu Nelson, Florida St. | 20 | Wes Clarke, South Carolina | 17 |
| Home Runs Per Game (149 ranked) | Wes Clarke Brady Allen | 6 102 | 1 12 | 0.40 0.26 | Matheu Nelson, Florida St. | 0.54 | Wes Clarke, South Carolina | 0.40 |
| On Base Percentage (150 ranked) | | | | | Austin Gauthier, Hofstra | 0.557 | Liam Spence, Tennessee | 0.528 |
| Pitching Appearances (144 ranked) | Will Sanders | 144 | 17 | 17 | Chase Haney, Florida St. | 27 | Sean Hunley, Tennessee Chandler Jozwiak, Texas A&M Alex Magers, Texas A&M | 22 22 22 |
| Runs (125 ranked) | Wes Clarke Brady Allen | 11 90 | 2 16 | 46 39 | Andrew MacNeil, Stetson | 53 | Jacob Young, Florida | 48 |
| Runs Batted In (128 ranked) | Wes Clarke | 72 | 12 | 40 | Jace Jung, Texas Tech Matheu Nelson, Florida St. | 57 57 | Tyler Miller, Auburn | 51 |
| Runs Batted In Per Game (145 ranked) | Wes Clarke | 145 | 13 | 0.95 | Matheu Nelson, Florida St. | 1.54 | Tyler Miller, Auburn | 1.31 |
| Runs Per Game (150 ranked) | Wes Clarke | 44 | 1 | 1.10 | Quincy Hamilton, Wright St. | 1.56 | Tanner Allen, Mississippi St. Wes Clarke, South Carolina | 1.10 1.10 |
| Sacrifice Bunts (91 ranked) | George Callil | 91 | 5 | 5 | Kyle Cullen, SFA | 12 | 4 players tied | 6 |
| Sacrifice Bunts Per Game (145 ranked) | | | | | Kyle Cullen, SFA | 0.32 | Ryan Ritter, Kentucky | 0.15 |
| Sacrifice Flies (66 ranked) | David Mendham Brady Allen | 23 66 | 3 10 | 5 4 | Brian Leonhardt, San Diego St. | 8 | Brady Slavens, Arkansas Cullen Smith, Arkansas | 6 6 |
| Saves (101 ranked) | Brett Kerry | 101 | 9 | 4 | Zach Grech, Stanford Nick Jones, Ga. Southern | 13 13 | Taylor Broadway, Ole Miss | 9 |
| Slugging Percentage (250 ranked) | Wes Clarke Brady Allen | 54 229 | 1 22 | 0.667 0.568 | Matheu Nelson, Florida St. | 0.867 | Wes Clarke, South Carolina | 0.667 |
| Stolen Bases (133 ranked) | | | | | Enrique Bradfield Jr. , Vanderbilt | 34 | Enrique Bradfield Jr. , Vanderbilt | 34 |
| Stolen Bases Per Game (149 ranked) | | | | | John Thrasher, Hartford | 1.23 | Enrique Bradfield Jr. , Vanderbilt | 0.81 |
| Strikeout-to-Walk Ratio (150 ranked) | Will Sanders | 58 | 11 | 5.62 | Scott Randall, Sacramento St. | 15.80 | Jonathan Cannon, Georgia | 7.80 |
| Strikeouts (149 ranked) | Brannon Jordan Thomas Farr | 30 60 | 6 12 | 80 74 | Jack Leiter, Vanderbilt | 106 | Jack Leiter, Vanderbilt | 106 |
| Strikeouts Per Nine Innings (150 ranked) | Brannon Jordan Thomas Farr | 32 134 | 8 16 | 13.01 10.86 | Nicholas Sinacola, Maine | 17.17 | Kevin Kopps, Arkansas | 15.94 |
| Total Bases (149 ranked) | Wes Clarke Brady Allen | 39 53 | 7 10 | 98 96 | Mason McWhorter, Ga. Southern | 125 | Will Frizzell, Texas A&M | 107 |
| Toughest to Strike Out (145 ranked) | | | | | Matt Rudick, San Diego St. | 33.0 | Luke Hancock, Mississippi St. | 12.0 |
| Triples (43 ranked) | | | | | Nathan Church, UC Irvine | 7 | Isaiah Thomas, Vanderbilt Carter Young, Vanderbilt | 5 5 |
| Triples Per Game (148 ranked) | | | | | Xavier Jefferson, Prairie View | 0.23 | Isaiah Thomas, Vanderbilt | 0.14 |
| Victories (103 ranked) | Will Sanders | 37 | 6 | 6 | Kumar Rocker, Vanderbilt | 10 | Kumar Rocker, Vanderbilt | 10 |
| WHIP (150 ranked) | Will Sanders | 120 | 14 | 1.10 | Jeremy Guerrero, Indiana St. | 0.68 | Kumar Rocker, Vanderbilt | 0.80 |
| Walks Allowed Per Nine Innings (150 ranked) | Will Sanders | 63 | 5 | 1.59 | Nick Hoffmann, Clemson | 0.45 | Jonathan Cannon, Georgia | 1.05 |

INNINGS SUMMARY

| | 1 | 2 | 3 | 4 | 5 | 6 | 7 | 8 | 9 | X | Total |
|------|----|----|----|----|----|----|----|----|----|---|-------|
| USC | 26 | 33 | 28 | 34 | 30 | 28 | 23 | 38 | 9 | 3 | 252 |
| OPP. | 20 | 14 | 15 | 27 | 26 | 15 | 21 | 19 | 12 | 2 | 171 |

RECORD WHEN TEAM SCORES

| | | | | | | | | | | | |
|------|-----|-----|-----|-----|-----|-----|-----|-----|-----|-----|-----|
| Runs | 0 | 1 | 2 | 3 | 4 | 5 | 6 | 7 | 8 | 9 | 10+ |
| W-L | 0-2 | 1-5 | 0-3 | 1-2 | 3-2 | 3-1 | 2-0 | 1-0 | 3-0 | 5-0 | 8-0 |

RECORD WHEN OPP. SCORES

| | | | | | | | | | | | |
|------|-----|-----|-----|-----|-----|-----|-----|-----|-----|-----|-----|
| Runs | 0 | 1 | 2 | 3 | 4 | 5 | 6 | 7 | 8 | 9 | 10+ |
| W-L | 4-0 | 6-0 | 3-0 | 0-3 | 3-1 | 5-5 | 1-2 | 3-2 | 2-1 | 0-1 | 0-0 |

RECORD WHEN LEADING AFTER

| | | | | | | | | |
|------|------|------|------|------|------|------|------|------|
| Inn. | 1 | 2 | 3 | 4 | 5 | 6 | 7 | 8 |
| W-L | 10-1 | 16-3 | 18-1 | 18-2 | 21-1 | 21-1 | 20-0 | 23-0 |

RECORD WHEN TRAILING AFTER

| | | | | | | | | |
|------|-----|-----|-----|-----|------|------|------|------|
| Inn. | 1 | 2 | 3 | 4 | 5 | 6 | 7 | 8 |
| W-L | 6-3 | 7-6 | 4-9 | 6-8 | 5-11 | 5-10 | 3-13 | 0-14 |

CAROLINA WHEN...

| Situation | Record |
|----------------------|--------|
| Total | 27-15 |
| Conference | 11-10 |
| Non-Conf | 16-5 |
| Home | 19-4 |
| Away | 7-10 |
| Neutral | 1-1 |
| Day | 20-4 |
| Night | 7-11 |
| vs Left | 4-3 |
| vs Right | 23-12 |
| 1-Run games | 6-2 |
| 2-Run games | 1-2 |
| 5+Run games | 11-4 |
| Extra inns | 2-1 |
| Shutouts | 4-2 |
| Scoring 0-2 runs | 1-10 |
| Scoring 3-5 runs | 7-5 |
| Scoring 6-9 runs | 11-0 |
| Scoring 10+ runs | 8-0 |
| Opponent 0-2 runs | 13-0 |
| Opponent 3-5 runs | 8-9 |
| Opponent 6-9 runs | 6-6 |
| Opponent 10+ runs | 0-0 |
| Scored in 1st inning | 11-2 |
| Scores first | 13-6 |
| Opp. scores first | 14-9 |
| After 6 leading | 21-1 |
| After 6 trailing | 5-10 |
| After 6 tied | 1-4 |
| After 7 leading | 20-0 |
| After 7 trailing | 3-13 |
| After 7 tied | 2-2 |
| After 8 leading | 23-0 |
| After 8 trailing | 0-14 |
| After 8 tied | 2-1 |
| Hit 0 home runs | 6-7 |
| Hit 1 home run | 6-8 |
| Hit 2+ home runs | 15-0 |
| Opponent 0 home runs | 14-6 |
| Opponent 1 home run | 7-4 |
| Opponent 2+ HRs | 6-5 |
| Made 0 errors | 10-7 |
| Made 1 error | 12-3 |
| Made 2+ errors | 5-5 |
| Opp. made 0 errors | 11-9 |
| Opp. made 1 error | 11-4 |
| Opp. made 2+ errors | 5-2 |
| Out-hit opponent | 23-1 |
| Out-hit by opponent | 2-14 |
| Hits are tied | 2-0 |

RECORD BY DEFENSIVE LINE-UP

STARTING LINEUP BY POSITION (Team record when starter)

| | | |
|---------------------------|----|---------|
| PITCHER: | | |
| 22 Brannon Jordan | 11 | (8-3) |
| 34 Thomas Farr | 11 | (4-7) |
| 32 Will Sanders | 9 | (6-3) |
| 23 Jack Mahoney | 5 | (4-1) |
| 18 Julian Bosnic | 4 | (3-1) |
| 12 Josiah Sightler | 2 | (2-0) |
| CATCHER: | | |
| 10 Colin Burgess | 31 | (20-12) |
| 28 Wes Clarke | 11 | (7-4) |
| FIRST BASE: | | |
| 26 David Mendham | 40 | (26-14) |
| 3 Braylen Wimmer | 1 | (0-1) |
| 28 Wes Clarke | 1 | (1-0) |
| SECOND BASE: | | |
| 3 Braylen Wimmer | 31 | (20-11) |
| 8 Jeff Heinrich | 7 | (5-2) |
| 14 Joe Satterfield | 3 | (2-1) |
| 2 Jalen Vasquez | 1 | (0-1) |
| THIRD BASE: | | |
| 7 Brennan Milone | 24 | (18-6) |
| 8 Jeff Heinrich | 10 | (6-4) |
| 14 Joe Satterfield | 5 | (3-2) |
| 13 Michael Robinson | 2 | (0-2) |
| 23 Jack Mahoney | 1 | (0-1) |
| SHORTSTOP: | | |
| 6 George Callil | 42 | (27-15) |
| LEFT FIELD: | | |
| 12 Josiah Sightler | 29 | (17-12) |
| 11 Andrew Eyster | 9 | (7-2) |
| 9 Noah Myers | 3 | (2-1) |
| 3 Braylen Wimmer | 1 | (1-0) |
| CENTER FIELD: | | |
| 33 Brady Allen | 33 | (20-13) |
| 3 Braylen Wimmer | 7 | (5-2) |
| 24 Brandon Fields | 1 | (1-0) |
| 9 Noah Myers | 1 | (1-0) |
| RIGHT FIELD: | | |
| 11 Andrew Eyster | 32 | (19-13) |
| 33 Brady Allen | 9 | (7-2) |
| 14 Joe Satterfield | 1 | (1-0) |
| DESIGNATED HITTER: | | |
| 28 Wes Clarke | 30 | (19-11) |
| 12 Josiah Sightler | 8 | (5-3) |
| 10 Colin Burgess | 2 | (1-1) |
| 7 Brennan Milone | 1 | (1-0) |
| 11 Andrew Eyster | 1 | (1-0) |

RECORD BY BATTING ORDER

STARTING LINEUP BY LINEUP SPOT (Team record when starter)

| | | |
|---------------------|----|---------|
| LEADOFF: | | |
| 33 Brady Allen | 39 | (26-13) |
| 3 Braylen Wimmer | 3 | (1-2) |
| 2ND SPOT: | | |
| 3 Braylen Wimmer | 23 | (17-6) |
| 12 Josiah Sightler | 6 | (4-2) |
| 7 Brennan Milone | 4 | (4-0) |
| 14 Joe Satterfield | 2 | (0-2) |
| 33 Brady Allen | 2 | (0-2) |
| 10 Colin Burgess | 2 | (1-1) |
| 8 Jeff Heinrich | 1 | (0-1) |
| 6 George Callil | 1 | (0-1) |
| 11 Andrew Eyster | 1 | (1-0) |
| 3RD SPOT: | | |
| 28 Wes Clarke | 22 | (14-8) |
| 12 Josiah Sightler | 17 | (11-6) |
| 26 David Mendham | 1 | (1-0) |
| 33 Brady Allen | 1 | (1-0) |
| 10 Colin Burgess | 1 | (0-1) |
| CLEANUP: | | |
| 28 Wes Clarke | 19 | (13-6) |
| 26 David Mendham | 11 | (9-2) |
| 11 Andrew Eyster | 7 | (4-3) |
| 12 Josiah Sightler | 5 | (1-4) |
| 5TH SPOT: | | |
| 11 Andrew Eyster | 30 | (19-11) |
| 26 David Mendham | 9 | (7-2) |
| 12 Josiah Sightler | 2 | (1-1) |
| 10 Colin Burgess | 1 | (0-1) |
| 6TH SPOT: | | |
| 26 David Mendham | 17 | (9-8) |
| 12 Josiah Sightler | 7 | (5-2) |
| 3 Braylen Wimmer | 7 | (3-4) |
| 11 Andrew Eyster | 4 | (3-1) |
| 8 Jeff Heinrich | 3 | (3-0) |
| 10 Colin Burgess | 3 | (3-0) |
| 7 Brennan Milone | 1 | (1-0) |
| 7TH SPOT: | | |
| 10 Colin Burgess | 14 | (9-5) |
| 7 Brennan Milone | 12 | (8-4) |
| 8 Jeff Heinrich | 7 | (4-3) |
| 14 Joe Satterfield | 4 | (3-1) |
| 3 Braylen Wimmer | 2 | (2-0) |
| 26 David Mendham | 2 | (0-2) |
| 28 Wes Clarke | 1 | (0-1) |
| 8TH SPOT: | | |
| 10 Colin Burgess | 12 | (8-4) |
| 6 George Callil | 9 | (4-5) |
| 7 Brennan Milone | 7 | (5-2) |
| 8 Jeff Heinrich | 4 | (3-1) |
| 3 Braylen Wimmer | 4 | (3-1) |
| 14 Joe Satterfield | 2 | (2-0) |
| 9 Noah Myers | 1 | (1-0) |
| 24 Brandon Fields | 1 | (1-0) |
| 2 Jalen Vasquez | 1 | (0-1) |
| 23 Jack Mahoney | 1 | (0-1) |
| 9TH SPOT: | | |
| 6 George Callil | 32 | (23-9) |
| 9 Noah Myers | 3 | (2-1) |
| 8 Jeff Heinrich | 2 | (1-1) |
| 13 Michael Robinson | 2 | (0-2) |
| 3 Braylen Wimmer | 1 | (0-1) |
| 7 Brennan Milone | 1 | (1-0) |
| 14 Joe Satterfield | 1 | (0-1) |

STARTERS SUMMARY

| Player | Position | | | | | | | | | | | | Batting Order | | | | | | | | |
|---------------------|----------|----|----|----|----|----|----|----|----|----|----|----|---------------|-----|-----|-----|-----|-----|-----|-----|-----|
| | GS | P | C | 1B | 2B | 3B | SS | LF | CF | RF | OF | DH | 1st | 2nd | 3rd | 4th | 5th | 6th | 7th | 8th | 9th |
| 33 Brady Allen | 42 | . | . | . | . | . | . | . | 33 | 9 | . | . | 39 | 2 | 1 | . | . | . | . | . | . |
| 11 Andrew Eyster | 42 | . | . | . | . | . | . | 9 | . | 32 | . | 1 | . | 1 | . | 7 | 30 | 4 | . | . | . |
| 28 Wes Clarke | 42 | . | 11 | 1 | . | . | . | . | . | . | . | 30 | . | . | 22 | 19 | . | . | 1 | . | . |
| 6 George Callil | 42 | . | . | . | . | . | 42 | . | . | . | . | . | . | 1 | . | . | . | . | . | 9 | 32 |
| 26 David Mendham | 40 | . | . | 40 | . | . | . | . | . | . | . | . | . | . | 1 | 11 | 9 | 17 | 2 | . | . |
| 3 Braylen Wimmer | 40 | . | . | 1 | 31 | . | . | 1 | 7 | . | . | . | 3 | 23 | . | . | . | 7 | 2 | 4 | 1 |
| 12 Josiah Sightler | 37 | 2 | . | . | . | . | . | 29 | . | . | . | 8 | . | 6 | 17 | 5 | 2 | 7 | . | . | . |
| 10 Colin Burgess | 33 | . | 31 | . | . | . | . | . | . | . | . | 2 | . | 2 | 1 | . | 1 | 3 | 14 | 12 | . |
| 7 Brennan Milone | 25 | . | . | . | . | 24 | . | . | . | . | . | 1 | . | 4 | . | . | . | 1 | 12 | 7 | 1 |
| 8 Jeff Heinrich | 17 | . | . | . | 7 | 10 | . | . | . | . | . | . | . | 1 | . | . | . | 3 | 7 | 4 | 2 |
| 34 Thomas Farr | 11 | 11 | . | . | . | . | . | . | . | . | . | . | . | . | . | . | . | . | . | . | . |
| 22 Brannon Jordan | 11 | 11 | . | . | . | . | . | . | . | . | . | . | . | . | . | . | . | . | . | . | . |
| 14 Joe Satterfield | 9 | . | . | . | 3 | 5 | . | . | . | 1 | . | . | . | 2 | . | . | . | . | 4 | 2 | 1 |
| 32 Will Sanders | 9 | 9 | . | . | . | . | . | . | . | . | . | . | . | . | . | . | . | . | . | . | . |
| 23 Jack Mahoney | 6 | 5 | . | . | . | 1 | . | . | . | . | . | . | . | . | . | . | . | . | . | 1 | . |
| 9 Noah Myers | 4 | . | . | . | . | . | . | 3 | 1 | . | . | . | . | . | . | . | . | . | . | 1 | 3 |
| 18 Julian Bosnic | 4 | 4 | . | . | . | . | . | . | . | . | . | . | . | . | . | . | . | . | . | . | . |
| 13 Michael Robinson | 2 | . | . | . | . | 2 | . | . | . | . | . | . | . | . | . | . | . | . | . | . | 2 |
| 2 Jalen Vasquez | 1 | . | . | . | 1 | . | . | . | . | . | . | . | . | . | . | . | . | . | . | 1 | . |
| 24 Brandon Fields | 1 | . | . | . | . | . | . | . | 1 | . | . | . | . | . | . | . | . | . | . | 1 | . |

GAMECOCK STREAKS

| Multiple Hit Games | 2 | 3 | 4 | 5+ | Total |
|---------------------------|----------|----------|----------|-----------|--------------|
| 33 Brady Allen | 7 | 6 | 1 | - | 14 |
| 3 Braylen Wimmer | 9 | 2 | 2 | - | 13 |
| 11 Andrew Eyster | 7 | 3 | 1 | - | 11 |
| 28 Wes Clarke | 3 | 7 | - | - | 10 |
| 12 Josiah Sightler | 7 | 3 | - | - | 10 |
| 26 David Mendham | 7 | 2 | - | - | 9 |
| 10 Colin Burgess | 5 | 1 | 1 | - | 7 |
| 6 George Callil | 6 | - | - | - | 6 |
| 8 Jeff Heinrich | 3 | 1 | - | - | 4 |
| 14 Joe Satterfield | 1 | 1 | - | - | 2 |
| 7 Brennan Milone | 1 | - | - | - | 1 |
| TEAM | 56 | 26 | 5 | 0 | 87 |

| Multiple RBI Games | 2 | 3 | 4 | 5+ | Total |
|---------------------------|----------|----------|----------|-----------|--------------|
| 28 Wes Clarke | 3 | 4 | 2 | 1 | 10 |
| 33 Brady Allen | 5 | 3 | 2 | - | 10 |
| 11 Andrew Eyster | 5 | 2 | 1 | - | 8 |
| 3 Braylen Wimmer | 5 | 2 | - | - | 7 |
| 26 David Mendham | 3 | 2 | 1 | - | 6 |
| 10 Colin Burgess | 4 | 1 | - | - | 5 |
| 6 George Callil | 4 | - | - | - | 4 |
| 12 Josiah Sightler | 2 | - | 2 | - | 4 |
| 7 Brennan Milone | 3 | - | - | - | 3 |
| 8 Jeff Heinrich | 1 | 1 | - | - | 2 |
| 14 Joe Satterfield | 1 | - | - | 1 | 2 |
| 9 Noah Myers | - | - | 1 | - | 1 |
| TEAM | 36 | 15 | 9 | 2 | 62 |

| Hitting Streaks | Longest | Current |
|------------------------|----------------|----------------|
| 10 Colin Burgess | 9 | 1 |
| 12 Josiah Sightler | 8 | 3 |
| 26 David Mendham | 6 | - |
| 7 Brennan Milone | 6 | - |
| 28 Wes Clarke | 6 | 2 |
| 3 Braylen Wimmer | 6 | 3 |
| 11 Andrew Eyster | 6 | 4 |
| 6 George Callil | 5 | 3 |
| 33 Brady Allen | 5 | - |
| 14 Joe Satterfield | 4 | - |
| 8 Jeff Heinrich | 3 | - |
| 13 Michael Robinson | 2 | - |
| 46 Connor Cino | 1 | - |
| 9 Noah Myers | 1 | 1 |

| Reached Base Streaks | Longest | Current |
|-----------------------------|----------------|----------------|
| 10 Colin Burgess | 20 | 1 |
| 11 Andrew Eyster | 15 | 5 |
| 33 Brady Allen | 13 | 2 |
| 6 George Callil | 10 | 3 |
| 12 Josiah Sightler | 10 | 4 |
| 26 David Mendham | 10 | 2 |
| 28 Wes Clarke | 9 | 2 |
| 7 Brennan Milone | 8 | - |
| 3 Braylen Wimmer | 8 | 3 |
| 8 Jeff Heinrich | 6 | - |
| 14 Joe Satterfield | 4 | - |
| 23 Jack Mahoney | 2 | 2 |
| 13 Michael Robinson | 2 | - |
| 24 Brandon Fields | 1 | 1 |
| 2 Jalen Vasquez | 1 | - |
| 46 Connor Cino | 1 | - |
| 9 Noah Myers | 1 | 1 |

SEASON/CAREER STATS

2021 South Carolina Baseball
Individual Season/Career Summary for South Carolina (as of May 06, 2021)
(All games Sorted by Batting avg)

Record: 27-15 Home: 19-4 Away: 7-10 Neutral: 1-1 SEC: 11-10

| Player | SEASON | | | | | | | | | | CAREER | | | | | | | | | | | | | | | | | | |
|---------------------|--------|-------|------|-----|-----|----|----|----|-----|-----|--------|-----|-------|-----|------|---------|-----|----|-----|----|----|----|-----|----|-----|-----|-------|-----|--|
| | Avg | G-GS | AB | R | H | 2B | 3B | HR | RBI | BB | Hbp | SO | Sb | Att | Avg | G-GS | AB | R | H | 2B | 3B | HR | RBI | BB | Hbp | SO | Sb | Att | |
| 33 Brady Allen | .296 | 42-42 | 169 | 39 | 50 | 11 | 1 | 11 | 34 | 22 | 4 | 33 | 8-8 | | .261 | 114-110 | 399 | 87 | 104 | 20 | 6 | 21 | 72 | 68 | 7 | 94 | 15-20 | | |
| 3 Braylen Wimmer | .289 | 41-40 | 152 | 28 | 44 | 13 | 0 | 8 | 24 | 12 | 3 | 44 | 4-7 | | .275 | 56-50 | 193 | 34 | 53 | 13 | 0 | 8 | 29 | 12 | 4 | 56 | 7-11 | | |
| 28 Wes Clarke | .279 | 42-42 | 147 | 46 | 41 | 6 | 0 | 17 | 40 | 36 | 4 | 51 | 0-0 | | .273 | 77-69 | 249 | 63 | 68 | 11 | 0 | 26 | 67 | 50 | 8 | 77 | 0-1 | | |
| 12 Josiah Sightler | .277 | 38-37 | 137 | 25 | 38 | 8 | 0 | 6 | 23 | 14 | 6 | 33 | 2-2 | | .235 | 58-44 | 170 | 26 | 40 | 8 | 1 | 6 | 25 | 16 | 6 | 52 | 2-2 | | |
| 10 Colin Burgess | .277 | 34-33 | 119 | 17 | 33 | 3 | 0 | 4 | 19 | 6 | 8 | 15 | 0-0 | | .283 | 43-40 | 145 | 20 | 41 | 6 | 0 | 4 | 21 | 8 | 8 | 20 | 0-0 | | |
| 11 Andrew Eyster | .272 | 42-42 | 151 | 21 | 41 | 8 | 1 | 7 | 27 | 16 | 11 | 53 | 1-2 | | .293 | 108-105 | 375 | 64 | 110 | 23 | 3 | 21 | 71 | 43 | 17 | 124 | 1-2 | | |
| 26 David Mendham | .248 | 42-40 | 145 | 19 | 36 | 7 | 1 | 4 | 22 | 19 | 1 | 42 | 0-1 | | .248 | 42-40 | 145 | 19 | 36 | 7 | 1 | 4 | 22 | 19 | 1 | 42 | 0-1 | | |
| 6 George Calli | .220 | 42-42 | 132 | 21 | 29 | 8 | 1 | 2 | 15 | 17 | 4 | 39 | 5-5 | | .225 | 101-99 | 311 | 49 | 70 | 15 | 2 | 7 | 42 | 36 | 25 | 88 | 7-9 | | |
| ===== | | | | | | | | | | | | | | | | | | | | | | | | | | | | | |
| 46 Connor Cino | .333 | 9-0 | 6 | 0 | 2 | 0 | 0 | 0 | 1 | 1 | 0 | 2 | 0-0 | | .333 | 9-0 | 6 | 0 | 2 | 0 | 0 | 0 | 1 | 1 | 0 | 2 | 0-0 | | |
| 8 Jeff Heinrich | .222 | 19-17 | 63 | 3 | 14 | 4 | 0 | 0 | 8 | 0 | 4 | 11 | 2-3 | | .235 | 35-31 | 119 | 13 | 28 | 6 | 1 | 1 | 22 | 4 | 5 | 17 | 5-7 | | |
| 14 Joe Satterfield | .194 | 15-9 | 36 | 5 | 7 | 2 | 0 | 0 | 8 | 1 | 1 | 7 | 0-0 | | .194 | 15-9 | 36 | 5 | 7 | 2 | 0 | 0 | 8 | 1 | 1 | 7 | 0-0 | | |
| 7 Brennan Milone | .184 | 28-25 | 87 | 18 | 16 | 8 | 0 | 1 | 9 | 19 | 0 | 33 | 1-1 | | .180 | 33-30 | 100 | 21 | 18 | 9 | 0 | 2 | 11 | 24 | 0 | 37 | 1-1 | | |
| 13 Michael Robinson | .154 | 16-2 | 13 | 1 | 2 | 0 | 0 | 0 | 1 | 1 | 0 | 6 | 0-0 | | .154 | 16-2 | 13 | 1 | 2 | 0 | 0 | 0 | 1 | 1 | 0 | 6 | 0-0 | | |
| 9 Noah Myers | .136 | 19-4 | 22 | 5 | 3 | 1 | 0 | 1 | 4 | 2 | 1 | 10 | 1-1 | | .254 | 35-14 | 59 | 18 | 15 | 2 | 2 | 1 | 10 | 15 | 2 | 21 | 8-9 | | |
| 24 Brandon Fields | .000 | 6-1 | 6 | 2 | 0 | 0 | 0 | 0 | 0 | 1 | 1 | 4 | 0-0 | | .000 | 6-1 | 6 | 2 | 0 | 0 | 0 | 0 | 0 | 1 | 1 | 4 | 0-0 | | |
| 2 Jalen Vasquez | .000 | 7-1 | 6 | 0 | 0 | 0 | 0 | 0 | 0 | 1 | 0 | 5 | 0-0 | | .000 | 7-1 | 6 | 0 | 0 | 0 | 0 | 0 | 0 | 1 | 0 | 5 | 0-0 | | |
| 23 Jack Mahoney | .000 | 2-1 | 4 | 2 | 0 | 0 | 0 | 0 | 0 | 1 | 1 | 1 | 0-0 | | .000 | 4-1 | 5 | 2 | 0 | 0 | 0 | 0 | 0 | 1 | 1 | 1 | 0-0 | | |
| Totals | .255 | 42-42 | 1395 | 252 | 356 | 79 | 4 | 61 | 235 | 169 | 49 | 389 | 24-30 | | | | | | | | | | | | | | | | |
| Opponents | .219 | 42-42 | 1381 | 171 | 302 | 52 | 7 | 34 | 154 | 161 | 25 | 492 | 36-54 | | | | | | | | | | | | | | | | |

(All games Sorted by Earned run avg)

| Player | SEASON | | | | | | | | | | | | CAREER | | | | | | | | | | | | | |
|---------------------|--------|-------|-----|----|----|-----|----|-------|-----|-----|-----|-----|--------|-------|-----|-----|----|----|-----|----|-------|----|----|----|----|-----|
| | ERA | W-L | App | GS | CG | Sho | Sv | IP | H | R | ER | BB | SO | ERA | W-L | App | GS | CG | Sho | Sv | IP | H | R | ER | BB | SO |
| 32 Will Sanders | 3.38 | 6-2 | 17 | 9 | 0 | 0 | 0 | 45.1 | 42 | 18 | 17 | 8 | 45 | 3.38 | 6-2 | 17 | 9 | 0 | 0 | 0 | 45.1 | 42 | 18 | 17 | 8 | 45 |
| 22 Brannon Jordan | 3.42 | 4-3 | 11 | 11 | 0 | 0 | 0 | 55.1 | 30 | 25 | 21 | 37 | 80 | 2.95 | 6-3 | 15 | 15 | 1 | 1 | 0 | 76.1 | 37 | 29 | 25 | 46 | 112 |
| 34 Thomas Farr | 3.67 | 2-5 | 11 | 11 | 0 | 0 | 0 | 61.1 | 57 | 28 | 25 | 31 | 74 | 3.27 | 5-5 | 14 | 14 | 0 | 0 | 0 | 77.0 | 63 | 32 | 28 | 36 | 88 |
| 23 Jack Mahoney | 1.62 | 3-0 | 14 | 5 | 0 | 0 | 0 | 33.1 | 27 | 7 | 6 | 8 | 39 | 1.62 | 3-0 | 14 | 5 | 0 | 0 | 0 | 33.1 | 27 | 7 | 6 | 8 | 39 |
| 49 Brett Kerry | 2.40 | 3-1 | 13 | 0 | 0 | 0 | 4 | 30.0 | 30 | 9 | 8 | 6 | 59 | 2.70 | 9-2 | 41 | 4 | 0 | 0 | 12 | 103.1 | 86 | 32 | 31 | 22 | 142 |
| 20 Andrew Peters | 2.43 | 4-1 | 15 | 0 | 0 | 0 | 0 | 29.2 | 17 | 11 | 8 | 11 | 43 | 3.94 | 4-1 | 18 | 1 | 0 | 0 | 0 | 32.0 | 20 | 17 | 14 | 16 | 47 |
| 30 Brett Thomas | 3.00 | 0-0 | 4 | 0 | 0 | 0 | 0 | 3.0 | 1 | 1 | 1 | 3 | 7 | 1.29 | 0-0 | 8 | 0 | 0 | 0 | 0 | 7.0 | 1 | 1 | 1 | 3 | 12 |
| 15 Daniel Lloyd | 3.24 | 0-0 | 15 | 0 | 0 | 0 | 1 | 25.0 | 20 | 9 | 9 | 12 | 27 | 6.54 | 3-6 | 38 | 8 | 0 | 0 | 2 | 63.1 | 67 | 50 | 46 | 39 | 73 |
| 21 Magdiel Cotto | 3.38 | 1-0 | 7 | 0 | 0 | 0 | 0 | 8.0 | 7 | 4 | 3 | 2 | 8 | 3.38 | 1-0 | 7 | 0 | 0 | 0 | 0 | 8.0 | 7 | 4 | 3 | 2 | 8 |
| 18 Julian Bosnic | 3.55 | 2-2 | 15 | 4 | 0 | 0 | 2 | 33.0 | 15 | 16 | 13 | 19 | 58 | 2.95 | 4-2 | 19 | 4 | 0 | 0 | 2 | 39.2 | 15 | 16 | 13 | 27 | 65 |
| 16 John Gilreath | 3.86 | 1-0 | 10 | 0 | 0 | 0 | 0 | 14.0 | 10 | 6 | 6 | 10 | 11 | 4.78 | 3-2 | 55 | 4 | 0 | 0 | 1 | 86.2 | 83 | 55 | 46 | 49 | 88 |
| 12 Josiah Sightler | 4.70 | 1-0 | 5 | 2 | 0 | 0 | 0 | 7.2 | 10 | 4 | 4 | 2 | 8 | 6.10 | 1-0 | 8 | 2 | 0 | 0 | 0 | 10.1 | 12 | 7 | 7 | 4 | 13 |
| 44 Parker Coyne | 5.79 | 0-0 | 5 | 0 | 0 | 0 | 0 | 4.2 | 3 | 3 | 3 | 3 | 8 | 4.43 | 3-2 | 45 | 3 | 0 | 0 | 1 | 61.0 | 60 | 33 | 30 | 36 | 82 |
| 4 Jackson Phipps | 9.00 | 0-0 | 12 | 0 | 0 | 0 | 0 | 12.0 | 15 | 12 | 12 | 4 | 16 | 9.00 | 0-0 | 12 | 0 | 0 | 0 | 0 | 12.0 | 15 | 12 | 12 | 4 | 16 |
| 40 Wesley Sweatt | 9.53 | 0-0 | 8 | 0 | 0 | 0 | 0 | 5.2 | 12 | 6 | 6 | 0 | 4 | 4.93 | 2-3 | 31 | 4 | 0 | 0 | 1 | 49.1 | 59 | 32 | 27 | 12 | 35 |
| 45 CJ Weins | 13.50 | 0-0 | 2 | 0 | 0 | 0 | 0 | 1.1 | 1 | 3 | 2 | 4 | 2 | 13.50 | 0-0 | 2 | 0 | 0 | 0 | 0 | 1.1 | 1 | 3 | 2 | 4 | 2 |
| 50 Travis Luensmann | 15.43 | 0-1 | 4 | 0 | 0 | 0 | 0 | 2.1 | 4 | 6 | 4 | 1 | 2 | 15.43 | 0-1 | 4 | 0 | 0 | 0 | 0 | 2.1 | 4 | 6 | 4 | 1 | 2 |
| 37 Cam Tringali | 81.00 | 0-0 | 1 | 0 | 0 | 0 | 0 | 0.1 | 1 | 3 | 3 | 0 | 1 | 5.10 | 3-4 | 30 | 8 | 0 | 0 | 1 | 77.2 | 72 | 51 | 44 | 22 | 73 |
| Totals | 3.63 | 27-15 | 42 | 42 | 0 | 4 | 7 | 372.0 | 302 | 171 | 150 | 161 | 492 | | | | | | | | | | | | | |
| Opponents | 5.54 | 15-27 | 42 | 42 | 1 | 2 | 5 | 363.2 | 356 | 252 | 224 | 169 | 389 | | | | | | | | | | | | | |



#17 MARK KINGSTON

HEAD COACH

4TH SEASON AT SOUTH CAROLINA - 12TH SEASON AS HEAD COACH NORTH CAROLINA (1995)

Mark Kingston was named the head baseball coach at the University of South Carolina on June 30, 2017. He became the 30th head coach in the history of Gamecock Baseball.

Kingston's first team at Carolina (2018) advanced to the Super Regionals in Arkansas after going 3-0 in the Greenville Regional at East Carolina. The Gamecocks won each of their last five SEC series in 2018, as Carolina swept LSU and won series against Vanderbilt, Ole Miss, Missouri and Texas A&M on

its way to a third place finish in the SEC East (17-13) and fifth-place overall conference finish. Carolina handed Arkansas its only postseason loss until the College World Series championship series, defeating the Razorbacks 8-5 in game two of the super regional. The Carolina team finished seventh in the country in fielding percentage (.980) and 12th in home runs (79). Kingston coached 10 players that were picked in the 2018 MLB First-Year Player Draft and had 12 players selected to the Spring SEC Academic Honor Roll.

The 2019 team saw five players picked in the MLB First-Year Player Draft, including TJ Hopkins in the ninth round. The Gamecocks earned a Palmetto Point, winning 2-of-3 games against Clemson in early March. Success against the ACC continued with wins over N.C. State and North Carolina in Charlotte. South Carolina earned a trip to Hoover on the final day of the regular season, defeating College World Series participant Mississippi State in Starkville. Kingston coached Brett Kerry, who was named to the SEC All-Freshman team and was named a Freshman All-American by three different organizations.

Kingston came to Carolina following a three-year stint as the head coach at USF. He compiled a 100-78-1 record while in Tampa, helping the Bulls to a pair of NCAA Regional appearances. Kingston owns a career mark of 350-238-1 in nine seasons as a head coach, including five at Illinois State, with four NCAA appearances in that nine-year span.

Kingston has helped lead 12 teams to NCAA Tournament berths as an assistant and head coach -- with five of those teams appearing in the NCAA Super Regionals, two participating in the College World Series and one winning a national championship. As a player at the University of North Carolina, Kingston was part of the 1989 Tar Heels squad that won an Atlantic Coast Conference regular-season title and advanced to the College World Series. He also helped UNC win the ACC Tournament and advance to the NCAA Regionals in 1990. As an assistant coach, Kingston helped the Miami Hurricanes capture the 2001 College World Series as the No. 1 overall seed. His 21-year collegiate coaching career also includes stops at Tulane, where he helped guide the Green Wave to the 2005 College World Series, and Purdue.

Kingston guided USF to a 42-19 mark in 2017, the first time since 1996 that the team had reached the 40-win mark. Under Kingston's leadership, the Bulls earned their second trip to the NCAA Tournament in three years. USF won 19-straight games from Feb. 19 - March 22, the second-longest streak in program history. During that streak, USF defeated then No. 3 Florida State in Tallahassee, its first victory against FSU since 1989. On May 9, the Bulls defeated then-No. 5 Florida in Gainesville. It marked the first time in program history that the Bulls beat both FSU and Florida on the road in the same season. The victories were just USF's second and third wins over top-five teams in program history. Kingston reached the 100-win mark at the helm of the program in the Gainesville Regional opener with a 9-1 win over Bethune-Cookman, making him the second-fastest coach in program history to reach 100 victories.

Kingston's Bulls dominated on the mound in 2017, posting a 3.24 team ERA and allowing 7.64 hits per nine innings, both in the top-10 nationally. The pitchers led the country with 10.1 strikeouts per nine innings and set a program record with 620 strikeouts. Offensively, shortstop Kevin Merrell set an American Athletic Conference record with a .384 average, the third-straight year he led the Bulls in hitting. Merrell was named an All-American by four separate publications and was named to the AAC First Team for a second-straight year. He was one of five Bulls named to All-American Athletic Conference teams, the most since 2009. Merrell was drafted by the Oakland Athletics with the 33rd overall pick in the MLB Amateur Draft, becoming the third-highest drafted player in program history. Overall, four USF players were selected in the draft, as Phoenix Sanders went in the 10th round to the Tampa Bay Rays, Joe Cavallaro was taken in the 24th round by the New York Mets and Ryan Valdes was selected in the 33rd round by the Pittsburgh Pirates.

In 2016, the Bulls recorded 517 strikeouts, logging back-to-back seasons of over 500 strikeouts for the first time in school history. Merrell posted a team-high .320 batting average and a first-team all-conference selection in the AAC. Pitcher Brandon Lawson also notched over 100 strikeouts on his way to a second-team all-conference honor. The Bulls won two series against ranked teams (No. 25 Michigan State, at No. 22 East Carolina), and had three players drafted - pitcher Tommy Eveld (ninth round, Arizona), pitcher Brandon Lawson (13th round, Tampa Bay), and outfielder Luke Maglich (34th round, Philadelphia).

Kingston made an immediate impact at USF in 2015, leading the Bulls to an NCAA Regional for the first time since 2002. Kingston and his staff increased the Bulls' 2014 win total by seven and earned the team's first NCAA Tournament win in 13 years. Coach Kingston's guidance helped produce four players who were drafted by Major League Baseball clubs, including pitcher Jimmy Herget (sixth round, Cincinnati), pitcher Tommy Peterson (12th round, Washington), infielder Kyle Teaf (30th round, Tampa Bay), and pitcher Casey Mulholland (37th round, Dodgers). Merrell was recognized as a Louisville Slugger Freshman All-American, and catcher Levi Borders was named to the Johnny Bench Watch list and was a unanimous selection on The American's First Team. Herget was also named to The American's First Team, and Peterson earned second-team honors. Merrell, first baseman Buddy Putnum, and Teaf were also named to the NCAA Gainesville Regional All-Tournament team.

Kingston came to USF with a long track record as a top-level recruiter and a producer of offensively explosive teams. He spent 2010-2014 as the head coach at Illinois State University, where he led the Redbirds to two MVC regular season championships and one conference tournament title while twice breaking the program's season wins record. He won more than 30 games in each of his five seasons at ISU, a program-record string that included a season-record 39 wins in 2013. He reached the MVC Tournament championship game three times and compiled an overall record of 173-102 (.629 winning percentage). Kingston was twice named a "Rising College Coach" by Kendall

2 NCAA Championships, 3 SEC Championships, 7 SEC East Titles, 31 NCAA Appearances

Rogers of Perfect Game USA during a five-year tenure at Illinois State (2010-2014) in which he earned MVC Coach of the Year honors in 2010 and 2013 and helped 18 Redbirds earn First-Team all-MVC honors. Two of his players were named MVC Player or Pitcher of the Year and eight were selected in the Major League Baseball First-Year Player Draft.

Kingston led ISU to rapid success, as the Redbirds ranked second in conference wins (64) from 2010-14 while posting two first-place finishes and no worse than a fourth-place conclusion in the MVC. His overall winning percentage of .629 and average of 35 wins per season were a strong improvement over previous seasons. ISU's average RPI rating of 69.50 from 2010-13 ranked fifth among all northern Division I programs and Kingston's recruiting classes contained 15 players ranked in the Top-20 in the state of Illinois by Prep Baseball Report, more than any other university.

He took over the ISU program after serving one season as the team's associate head coach and promptly posted the most successful first-year head coaching stint in program history. Kingston led the 2010 Redbirds to their first-ever share of the MVC regular-season title, their first MVC Tournament title since 1994 and their first NCAA Tournament victory since 1976. ISU's 32-24 record was the most wins for the Redbirds since 1999.

In 2011, Kingston guided the team to a then-record season win total (36-18), including a marquee victory at Miami (Fla.), and placed seven players on the All-MVC team. The following year (2012) ISU went 33-19 and posted a 10-game win-streak, the program's longest since 1984. Closer Kenny Long was selected by the Houston Astros in the 22nd round of the MLB First-Year Player Draft, marking three-consecutive seasons in which a Redbird was selected in the MLB draft.

In 2013, Kingston guided ISU to a program-best 39 wins (39-19), posted a school-record 12-game winning streak, won the MVC outright for the first time in school history and set a Valley-record with eight first-team All-MVC selections. Offensively, ISU paced the MVC in batting average, on-base percentage, slugging percentage and home runs and the pitching staff fired a program-record 13 complete games, including 10 shutouts.

Prior to his stint at ISU, Kingston was part of 500 wins (500-279-2) in 13 seasons as an assistant coach and was widely respected as one of the top assistants in the nation. He spent the previous seven years at Tulane University, serving as recruiting coordinator throughout his tenure and as associate head coach the final five seasons with the responsibility of overseeing recruiting, coaching hitters and developing catchers and infielders.

At Tulane, Kingston's recruiting and coaching efforts helped the Green Wave to six postseason appearances, two NCAA Super Regionals and a berth in the 2005 College World Series. The 2005 Green Wave team was seeded as the top team overall while also receiving the top academic honor in Omaha. Tulane averaged nearly 42 wins per season with Kingston on staff.

Kingston recruited or coached seven players who became All-Americans at Tulane, including James Jurries (2002) and Michael Aubrey (2003). The Green Wave sluggers became the first hitters in 18 years to hit .400 for the season and both earned Conference USA Player of the Year recognition. Aubrey was selected by the Cleveland Indians 11th overall in 2003, the highest Tulane player ever taken in the draft.

Prior to Tulane, Kingston spent two years at Miami (Fla.), where he helped the Hurricanes capture the 2001 College World Series as the No. 1 overall seed. While at Miami, the Hurricanes finished with top-five school single-season marks in batting average, runs scored and slugging percentage, and led the nation with 228 stolen bases in 2001. In the run to the 2001 national title, the 'Canes had an NCAA-best 17-0 run to end the season and set a College World Series record with 12.3 runs per game while hitting .373 as a team in Omaha.

Kingston spent one year as an assistant at Illinois State, helping the 1999 Redbirds set then-school records for wins in a season (35), runs scored, RBI, doubles, hits and walks, while finishing second in school history in home runs, total bases and batting average.

Kingston began his coaching career with two seasons at Purdue, helping the Boilermakers post three of the top-seven batting averages in school history and place five position players on the All-Big Ten team after not posting any the year before his arrival.

A 1995 graduate of North Carolina with a degree in communications, Kingston was part of the 1989 Tar Heels squad that won an Atlantic Coast Conference regular-season title and advanced to the College World Series. He also helped the team win the ACC Tournament and advance to NCAA Regionals in 1990 as a sophomore. Kingston received the Trippe Bourne "Most Dedicated Player" Award for his outstanding work ethic and leadership during his junior campaign, and was named a team captain his senior season.

Drafted by the Milwaukee Brewers out of North Carolina in 1992, the Northern Virginia native played professionally for five seasons with Milwaukee and the Chicago Cubs organizations. In 2019, Kingston was named as an assistant coach to the USA Baseball Collegiate National Team, which played in tournaments in Taiwan and Japan.

Kingston attended Potomac High School (Virginia), where he developed into a Collegiate Baseball Top-50 Prospect and was drafted by the New York Yankees after leading his team to the 1988 state championship. In 2006, Kingston was inducted into the Potomac Hall of Fame.

Kingston and his wife, the former Letitia Kelly, have three children, Kailyn Grace, Cameron James and Kathryn Patricia. He also wrote and produced two instructional videos for Championship Productions, "Keys to Consistent Hitting" and "Catching Drills and Fundamentals." He also was the only assistant coach chosen to write a chapter in "The Baseball Drill Book" produced by the American Baseball Coaches Association.

THE KINGSTON FILE

377-253-1 Overall Coaching Record

Birthdate: May 16, 1970
Birthplace: Buffalo, N.Y.
High School: Potomac (Dumfries, Va.)
College: North Carolina (1995)

COACHING EXPERIENCE (22 YEARS)

Present..... University of South Carolina
Head Coach
2015-17..... University of South Florida
Head Coach
2010-14..... Illinois State University
Head Coach
2009..... Illinois State University
Assistant Coach
2002-08..... Tulane University
Assistant Coach
2000-01..... University of Miami
Assistant Coach
1999..... Illinois State University
Assistant Coach
1997-98..... Purdue University
Assistant Coach

COACHING ACHIEVEMENTS

- One National Championship (Miami, 2001)
- Two College World Series Appearances (2001, 2005)
- Five Super Regional Appearances (2000, '01, '04, '05, '18)
- 12 NCAA Tournament Appearances
- 2010 MVC Tournament Champions
- 2013 MVC Regular Season Champions

ATHLETIC EXPERIENCE

- University of North Carolina (1989-92)
- Helped the Tar Heels to the 1989 College World Series and the 1990 ACC Tournament title
- Drafted by Milwaukee in the 1992 MLB Draft
- Spent five season in pro baseball with Milwaukee and the Chicago Cubs
- Drafted by the New York Yankees out of high school



South Carolina Spring 2021 Numerical Roster

ACTIVE ROSTER

| No. | Name | Pos. | B-T | Ht. | Wt. | Cl.-Exp. | Hometown | Previous School |
|-----|------------------|---------|-----|------|-----|----------|-------------------------|----------------------------|
| 2 | Jalen Vasquez | INF | L-R | 5-11 | 170 | Fr.-HS | N. Charleston, S.C. | Fort Dorchester HS |
| 3 | Braylen Wimmer | INF | R-R | 6-4 | 200 | So.-HS | Yukon, Okla. | Yukon HS |
| 4 | Jackson Phipps | LHP | L-L | 6-5 | 230 | Fr.-HS | Dallas, Ga. | East Paulding HS |
| 6 | George Callil | INF | R-R | 6-4 | 201 | Sr.-5Y | Melbourne, Australia | McLennan CC |
| 7 | Brennan Milone | INF | R-R | 6-0 | 200 | So.-HS | Woodstock, Ga. | Woodstock HS |
| 8 | Jeff Heinrich | INF | R-R | 6-0 | 189 | Sr.-JC | Lake in the Hills, Ill. | McHenry County College |
| 9 | Noah Myers | OF | L-R | 6-1 | 191 | Sr.-JC | Wyoming, Ontario | Wabash Valley CC |
| 10 | Colin Burgess | C | R-R | 5-8 | 195 | So.-HS | Lexington, Ky. | Tates Creek HS |
| 11 | Andrew Eyster | OF | R-R | 6-3 | 214 | Sr.-1L | Ocala, Fla. | Santa Fe College |
| 12 | Josiah Sightler | LHP/UTL | L-L | 6-5 | 232 | Jr.-1L | Gaston, S.C. | Swansea HS |
| 13 | Michael Robinson | INF | R-R | 6-3 | 197 | Jr.-JC | Elizabethton, Tenn. | Walters State CC |
| 14 | Joe Satterfield | INF | B-R | 6-0 | 194 | Gr.-TR | Greenville, S.C. | Elon |
| 15 | Daniel Lloyd | RHP | R-R | 6-3 | 232 | Jr.-1L | Summerville, S.C. | Summerville HS |
| 16 | John Gilreath | LHP | L-L | 5-11 | 179 | Sr.-2L | Rock Hill, S.C. | Northwestern HS |
| 18 | Julian Bosnic | LHP | L-L | 6-3 | 218 | So.-RS | Lutz, Fla. | Berkeley Prep |
| 20 | Andrew Peters | RHP | R-R | 6-2 | 191 | Sr.-JC | Morris, Ill. | John A. Logan College |
| 21 | Magdiel Cotto | LHP | L-L | 6-4 | 245 | Fr.-HS | Fort Mill, S.C. | Nation Ford HS |
| 22 | Brannon Jordan | RHP | R-R | 6-2 | 190 | Sr.-JC | Collinsville, Okla. | Cowley County CC |
| 23 | Jack Mahoney | RHP/INF | R-R | 6-2 | 210 | Fr.-HS | Arlington Hts., Ill. | St. Viator HS |
| 24 | Brandon Fields | OF | R-R | 6-1 | 201 | Fr.-HS | Orlando, Fla. | Dr. Phillips HS |
| 26 | David Mendham | INF/C | L-R | 6-3 | 219 | Jr.-JC | Dorchester, Ontario | Connors State CC |
| 27 | Alek Boychuk | C | R-R | 6-0 | 215 | Fr.-HS | Buford, Ga. | Mill Creek HS |
| 28 | Wes Clarke | INF/C | R-R | 6-2 | 236 | Jr.-1L | Forest, Va. | Liberty Christian Academy |
| 30 | Brett Thomas | RHP | R-R | 6-5 | 244 | So.-HS | Atlanta, Ga. | Riverwood HS |
| 31 | David Cromer | OF | R-R | 6-2 | 227 | Fr.-HS | Lexington, S.C. | Lexington HS |
| 32 | Will Sanders | RHP | L-R | 6-6 | 208 | Fr.-HS | Atlanta, Ga. | Woodward Academy |
| 33 | Brady Allen | OF | R-L | 6-1 | 218 | Jr.-1L | Lakeland, Fla. | George Jenkins HS |
| 34 | Thomas Farr | RHP | R-R | 6-0 | 203 | Jr.-JC | Tyrone, Ga. | N.W. Florida State College |
| 35 | RJ Dantin | LHP | L-L | 6-2 | 200 | So.-HS | Spartanburg, S.C. | Spartanburg HS |
| 36 | Cade Austin | RHP | R-R | 6-3 | 220 | Fr.-HS | Chapin, S.C. | Chapin HS |
| 37 | Cam Tringali | RHP | R-R | 6-4 | 228 | Jr.-1L | Columbia, S.C. | Cardinal Newman HS |
| 38 | Sam Swygert | RHP | L-R | 6-2 | 222 | Fr.-HS | Springfield, S.C. | South Aiken HS |
| 40 | Wesley Sweatt | RHP | R-R | 6-3 | 213 | Jr.-1L | Rock Hill, S.C. | Northwestern HS |
| 44 | Parker Coyne | RHP | R-R | 6-2 | 210 | Sr.-2L | Suwanee, Ga. | North Gwinnett HS |
| 45 | CJ Weins | RHP | R-R | 6-3 | 223 | Jr.-JC | Lockport, Ill. | Wabash Valley CC |
| 46 | Connor Cino | C | L-R | 6-1 | 206 | Fr.-HS | Mt. Pleasant, S.C. | Wando HS |
| 48 | Jaret Bennett | LHP | L-L | 6-2 | 209 | Gr.-TR | Federalburg, Md. | Charleston Southern |
| 49 | Brett Kerry | RHP | R-R | 6-0 | 213 | Jr.-1L | Clemmons, N.C. | Wesleyan Christian Academy |
| 50 | Travis Luensmann | RHP | R-R | 6-6 | 234 | Fr.-HS | Altoona, Pa. | Bellwood-Antis HS |

Coaching Staff

HEAD COACH
 ASSISTANT COACH
 ASSISTANT COACH/PITCHING
 ASSISTANT COACH
 STUDENT ASSISTANT COACH
 DIRECTOR OF PLAYER DEVELOPMENT
 DIRECTOR OF SPORT PERFORMANCE
 ATHLETIC TRAINER

GRADUATE ASSISTANT ATHLETIC TRAINER
 BULLPEN CATCHER
 STUDENT MANAGERS

STUDENT ATHLETIC TRAINERS

17 Mark Kingston (4th season as head coach) (North Carolina, 1995)
 31 Trip Couch (4th season) (Louisiana-Lafayette, 1991)
 25 Skylar Meade (4th season) (Louisville, 2007)
 19 Stuart Lake (5th/9th season) (Charleston Southern, 1994)
 23 Sawyer Bridges
 Mike Current
 Billy Anderson
 Bryan Wells

Rylee Learn
 Dalton Bontempo
 Brian Capobianco, Jamie Karl, Bryson Mitchell, Gavin Pence,
 Mickey Paragano, Noah Wise, Alex Wright
 Sara Posson, Aimee Williams

Pronunciations

Alek Boychuk boy-CHUCK
 George Callil CAH-leel
 Magdiel Cotto COT-toe
 Andrew Eyster EYE-stur
 Travis Luensmann LINS-mann
 Brennan Milone MILL-own
 Sam Swygert SWHY-gurt
 Cam Tringali Trin-GAL-ee
 CJ Weins WINES



**#2 JALEN
VASQUEZ**



**#3 BRAYLEN
WIMMER**



**#4 JACKSON
PHIPPS**



**#6 GEORGE
CALLIL**



**#7 BRENNAN
MILONE**



**#8 JEFF
HEINRICH**



**#9 NOAH
MYERS**



**#10 COLIN
BURGESS**



**#11 ANDREW
EYSTER**



**#12 JOSIAH
SIGHTLER**



**#13 MICHAEL
ROBINSON**



**#14 JOE
SATTERFIELD**



**#15 DANIEL
LLOYD**



**#16 JOHN
GILREATH**



**#18 JULIAN
BOSNIC**



**#20 ANDREW
PETERS**



**#21 MAGDIEL
COTTO**



**#22 BRANNON
JORDAN**



**#23 JACK
MAHONEY**



**#24 BRANDON
FIELDS**



**#26 DAVID
MENDHAM**



**#27 ALEK
BOYCHUK**



**#28 WES
CLARKE**



**#30 BRETT
THOMAS**



**#31 DAVID
CROMER**



**#32 WILL
SANDERS**



**#33 BRADY
ALLEN**



**#34 THOMAS
FARR**



**#35 RJ
DANTIN**



**#36 CADE
AUSTIN**



**#37 CAM
TRINGALI**



**#38 SAM
SWYGERT**



**#40 WESLEY
SWEATT**



**#44 PARKER
COYNE**



**#45 CJ
WEINS**



**#46 CONNOR
CINO**



**#48 JARET
BENNETT**



**#49 BRETT
KERRY**



**#50 TRAVIS
LUENSMANN**



**MARK KINGSTON
HEAD COACH**



**TRIP COUCH
ASSISTANT COACH**



**SKYLAR MEADE
ASSISTANT COACH**



**STUART LAKE
ASSISTANT COACH**



**MIKE CURRENT
DIR. OF PLAYER
DEVELOPMENT**

2 NCAA Championships, 3 SEC Championships, 7 SEC East Titles, 31 NCAA Appearances