



SOUTH CAROLINA BASEBALL

South Carolina Baseball Contact: Kent Reichert - (803) 777-5257 - kent2@mailbox.sc.edu

2021 SOUTH CAROLINA SCHEDULE

FEBRUARY (6-0)

19	DAYTON	W, 12-1
20	DAYTON	W, 12-5
21	DAYTON	W, 5-1
23	WINTHROP	W, 12-4
27	vs. Clemson (Fluor Field)	W, 3-2 (11)
28	CLEMSON	W, 8-7

MARCH (11-6)

2	at Winthrop	W, 19-8
5	MERCER	W, 5-1
6	MERCER	W, 4-0
7	MERCER	W, 1-0
10	at The Citadel	W, 11-7
12	at Texas	L, 1-4
13	at Texas	L, 0-3
14	at Texas	L, 5-8
17	DAVIDSON	L, 4-9
19	at Vanderbilt*	L, 2-3
20	at Vanderbilt*	L, 0-5
21	at Vanderbilt*	W, 6-5
23	THE CITADEL	W, 8-3
26	FLORIDA*	W, 9-8 (14)
27	FLORIDA*	W, 4-1
28	FLORIDA*	W, 8-5
30	GARDNER-WEBB	W, 9-4

APRIL (2-2)

2	at Georgia*	L, 3-5
3	at Georgia*	W, 13-7
4	at Georgia*	W, 5-1
6	vs. North Carolina (Truist Field)	L, 2-3 (10)
9	MISSOURI*	7 p.m.
10	MISSOURI*	4 p.m.
11	MISSOURI*	12 p.m.
13	CHARLESTON SOUTHERN	7 p.m.
15	at LSU*	7:30 p.m.
16	at LSU*	8 p.m.
17	at LSU*	3 p.m.
22	ARKANSAS*	7 p.m.
23	ARKANSAS*	7 p.m.
24	ARKANSAS*	4 p.m.
27	THE CITADEL	7 p.m.
30	at Ole Miss*	7:30 p.m.

MAY

1	at Ole Miss*	7 p.m.
2	at Ole Miss*	2:30 p.m.
4	NORTH FLORIDA	7 p.m.
7	MISSISSIPPI STATE*	7 p.m.
8	MISSISSIPPI STATE*	4 p.m.
9	MISSISSIPPI STATE*	2 p.m.
11	at Clemson	6 p.m.
14	at Kentucky*	6:30 p.m.
15	at Kentucky*	2 p.m.
16	at Kentucky*	1 p.m.
18	APPALACHIAN STATE	7 p.m.
20	TENNESSEE*	7 p.m.
21	TENNESSEE*	7 p.m.
22	TENNESSEE*	4 p.m.
25-30	at SEC Tournament (Hoover, Ala.)	TBA

JUNE

4-7	NCAA Regionals	TBA
11-14	NCAA Super Regionals	TBA
18-30	College World Series (Omaha, Neb.)	TBA

All times Eastern. Dates and times subject to change

* denotes SEC game

() denotes TV or Neutral Site game

SOUTH CAROLINA (19-8, 6-3) VS. MISSOURI (10-17, 3-6)

Dates: Friday, April 9 -- Sunday, April 11

Times: 7/4/12 p.m.

Place: Founders Park -- Columbia, S.C.



LIVE COVERAGE

Radio: Gamecock Radio Network
(Derek Scott and Tommy Moody)

Broadcast: SEC Network Plus (Friday and Saturday), SEC Network (Sunday)

Internet: Additional coverage on Facebook, Instagram, & Twitter @GamecockBasebl

PROBABLE PITCHING ROTATION

Friday: RHP Thomas Farr (2-1, 2.97 ERA) vs. RHP Seth Halvorsen (3-1, 6.48 ERA)

Saturday: RHP Brannon Jordan (3-2, 3.19 ERA) vs. RHP Spencer Miles (1-5, 7.01 ERA)

Sunday: TBA vs. RHP Zach Hise (0-3, 5.62 ERA)

FOR STARTERS

The University of South Carolina baseball team returns to Founders Park to open a three-game SEC series with Missouri this weekend (April 9-11). Friday's game begins at 7 p.m. with Saturday and Sunday's games at 4 and 12 p.m., respectively.

Friday and Saturday's game will be on SEC Network Plus with Sunday's game on SEC Network with Mike Morgan and Todd Walker on the call. Every Gamecock contest will be on the Gamecock Radio Network with Derek Scott and Tommy Moody on the call.

Carolina is coming off a 3-2, 10-inning loss to North Carolina in Charlotte on Tuesday night. Josiah Sightler homered while Jack Mahoney struck out four in four innings in a mid-week start.

SCOUTING MISSOURI

The Tigers took 2-of-3 games from Texas A&M in Columbia, Mo., this past weekend. In the 7-3 win in the series finale, Torin Montgomery drove in three and had two hits for the Tigers in the win. Jacob Kush struck out five in three innings of relief to pick up the win. Andrew Keefer leads Missouri with a .318 batting average while Montgomery has 18 RBI. Seth Halvorsen leads the Tigers with 37 strikeouts on the mound.

SERIES VS. MISSOURI

Carolina holds a 14-10 series advantage on Missouri and are 8-1 in games played in Columbia, S.C. The Tigers swept the Gamecocks in the last meeting in 2019. The two teams last played at Founders Park in 2018 where Carolina won 2-of-3 games, including a 1-0 win on Sunday on a walk-off home run by Carlos Cortes.

GAMECOCKS TAKE SERIES IN ATHENS

Carolina won a series at Georgia for the first time since 2010 on April 2-4, winning the final two contests by scores of 13-7 and 5-1. Carolina had four home runs and Brannon Jordan struck out 11 in Saturday's win, while Brady Allen tagged a pair of home runs, including one to lead off the game, while Will Sanders struck out four in an eight-inning start.

SANDERS STIFLES GEORGIA BATS

Freshman Will Sanders went eight-plus innings, allowing just one run while not walking a batter in Carolina's 5-1 win over Georgia on April 4. He gave up eight hits and struck out four while allowing just two runners to reach third base in the win. Sanders was awarded Co-Freshman of the Week honors by the SEC for his performance as he moved to 5-1 on the

FOLLOW ON SOCIAL MEDIA



@GAMECOCKBASEBL // #GAMECOCKS
FACEBOOK.COM//GAMECOCKBASEBL
WWW.GAMECOCKSONLINE.COM

SOUTH CAROLINA QUICK FACTS

GENERAL INFORMATION

Location.....	Columbia, S.C.
Enrollment.....	34,731
Founded.....	1801
University President.....	Robert L. Caslen
Athletics Director.....	Ray Tanner
Faculty Representative.....	Dr. Valinda Littlefield
Conference.....	Southeastern
Nickname.....	Gamecocks
Colors.....	Garnet & Black
Mascot.....	Cocky

TEAM INFORMATION

Head Coach.....	Mark Kingston
Alma Mater.....	North Carolina, 1995
Record at South Carolina.....	96-66 (3 years)
Career Record.....	369-246-1 (12th Year)
Assistant Coach.....	Trip Couch
Assistant Coach.....	Skylar Meade
Assistant Coach.....	Stuart Lake
Student Assistant Coach.....	Sawyer Bridges
Director of Player Development.....	Mike Current
Director of Sport Performance.....	Billy Anderson
Athletics Trainer.....	Bryan Wells
Academic Advisor.....	Storm Blitz

2020 SEASON IN REVIEW/2021 OUTLOOK

2020 Overall Record.....	12-4
2020 SEC Record/Finish.....	N/A
2020 Postseason Finish.....	N/A
Position Starters Returning/Lost.....	8/1
Pitchers Returning/Lost.....	13/7
Players Returning/Lost.....	22/12

PROGRAM HISTORY

First Year of Baseball.....	1892
First Year in SEC.....	1992
All-Time Record.....	2,663-1,599-17 (.624)
All-Time SEC Record.....	463-362-1 (.561)
SEC Championships.....	3 (2000, 2002, 2011)
SEC Conference Tournament Titles.....	1 (2004)
SEC East Titles.....	7 (1999, 2000, 2002, 2003, 2011, 2012, 2016)
National Championships.....	2 (2010, 2011)
NCAA Appearances/Last.....	32/2018
NCAA Tournament Record.....	136-69
College World Series Appearances/Last.....	11/2012
College World Series Record.....	32-20

FACILITY INFORMATION

Stadium (Dimensions).....	Founders Park (L-325, C-400, R-325, A-375)
Capacity.....	6,400 permanent seats (8,242 standing-room only)
Press Box Phone.....	803-777-6648

MEDIA INFORMATION

Assistant A.D. /Media Relations.....	Steve Fink
Associate Media Rel. Dir./Baseball Contact.....	Kent Reichert
Media Relations Main Phone.....	803-777-5204
Media Relations Fax.....	803-777-2967
Reichert Office Phone.....	803-777-5257
Reichert Cell Phone.....	734-548-0878
Reichert E-mail.....	kentr2@mailbox.sc.edu
Official Athletics Web Site.....	www.GamecocksOnline.com
Official Baseball Twitter.....	@GamecockBaseball
Media Relations Address.....	University of South Carolina Athletics
.....	Rice Athletics Center
.....	1304 Heyward Street
.....	Columbia, SC 29208

SOUTH CAROLINA-MISSOURI HEAD-TO-HEAD

Category	South Carolina	Missouri
Games	27	27
Batting Average	.267	.242
At-Bats	926	880
Runs	171	144
Hits	247	213
Doubles	56	31
Triples	2	6
Home Runs	45	20
Slugging Pct.	.477	.359
On-Base Pct.	.360	.350
Stolen Bases	15-21	29-38
ERA	3.49	7.15
Innings	245.0	230.1
Earned Runs	95	183
Strikeouts	349	223
Walks	105	1184
Hits	192	245
Fielding Pct.	.976	.974
Overall Record	19-8	10-17
Conference Record	6-3 SEC	3-6 SEC
Current Streak	L1	W2
Last 5 Games	3-2	2-3
Last 10 Games	8-2	3-7

year with a 2.22 ERA.

ALLEN LOVES SUNDAYS

Junior Brady Allen has a pair of multi home run games in each of the past two Sunday wins over Florida (March 28) and Georgia (April 4). Allen is hitting .414 with nine runs scored, five home runs, three doubles and seven RBI in Sunday games this season.

GAMECOCKS SWEEP GATORS FOR FIRST TIME SINCE 2006

Carolina swept Florida for the first time since 2006 as the Gamecocks moved to 4-2 in SEC play. Friday's game went 5:31 and 14 innings, capped off by a Colin Burgess RBI double for a 9-8 win. Brannon Jordan allowed one unearned run in seven innings and Wes Clarke belted a three-run home run in a 4-1 win on Saturday and the Gamecocks hit five home runs on Sunday in an 8-5 win. The sweep was the first for the Gamecocks in SEC play since Carolina won three games against LSU in 2018.

BURGESS THE HERO ON FRIDAY

Colin Burgess hit an opposite-field double in the bottom of the 14th inning in a 9-8 win over Florida on March 26. The Gamecocks were trailing 8-7 going into the bottom of the 14th but got a game-tying home run from Andrew Eyster. Jeff Heinrich followed with a single to set up Burgess' heroics. Burgess was named the SEC Newcomer of the Week, catching all 41 innings in four games while hitting .444 with a double and a home run.

JORDAN PITCHES GEM VS. FLORIDA

Brannon Jordan went seven innings, allowing just five hits and an unearned run in a 4-1 win over Florida on March 27. He walked just one, which was an intentional walk, and struck out nine to move to 2-2 on the season. Jordan retired 10 of the last 11 batters he faced and had at least one strikeout in six of the seven innings he pitched.

HOME RUN DERBY HIGHLIGHTS SUNDAY'S FLORIDA WIN

Carolina belted five home runs, all solo shots, in an 8-5 win over Florida on March 28. Brady Allen had two home runs on the day, while Wes Clarke, Andrew Eyster and Colin Burgess each had one. The Gamecocks also used a two-run double from George Callil and solid pitching from Will Sanders, Julian Bosnic and Brett Kerry to preserve the sweep.

KERRY K'S COMMODORES

Junior Brett Kerry struck out 10 in 5.2 innings of relief as Carolina won the series finale

against No. 2 Vanderbilt, 6-5, on Sunday afternoon (March 21). Kerry allowed just three hits and did not walk a batter in his appearance to move to 2-0 on the season. Kerry currently has a 1.77 ERA with 38 strikeouts in 20.1 innings pitched.

FARR RECORDS CAREER HIGH VS. LONGHORNS

Thomas Farr struck out a career high 10 batters in Carolina's 4-1 loss to Texas on March 12. Farr went six innings in the start, allowing seven hits and a run with just one walk to go along with the 10 punchouts. On the season, Farr is 2-1 with a 2.97 ERA.

WIMMER DOES IT ALL ON SUNDAY IN TEXAS

Braylen Wimmer was a perfect 4-for-4 with two doubles and an RBI in Sunday's 8-5 loss at Texas. Wimmer also made a home run saving catch in center field in the series finale. Wimmer leads the team with a .337 batting average and leads the team with 10 doubles.

STELLAR PITCHING LIFTS CAROLINA TO SWEEP OF MERCER

The South Carolina pitching staff struck out 44 batters and allowed just one run in 27 innings pitched in a three-game sweep of Mercer on March 5-7. Thomas Farr earned the win on Friday, allowing six hits and a run with five strikeouts in 5.1 innings pitched. On Saturday, Brannon Jordan recorded a career-high 11 strikeouts in the 4-0 win while Julian Bosnic struck out nine in 5.1 innings in a 1-0 win on Sunday. Jack Mahoney and Brett Kerry pitched twice during the weekend and Andrew Peters struck out five in 2.2 innings of relief on Friday.

GAMECOCKS IN THE NATIONAL RANKINGS

Carolina has earned a spot in all six of college baseball's national polls after the seventh weekend of play. The Gamecocks are fifth in Collegiate Baseball, ninth in both Baseball America and Perfect Game, 11th in D1Baseball.com and 12th in both the NCBWA and USA Today polls.

GAMECOCKS SECURE SERIES WIN OVER CLEMSON

For the second time in three seasons, Carolina has won the series over Clemson. This time, after a rain out on Friday night, the Gamecocks had back-to-back walk-off wins over the Tigers on Feb. 27 and 28. Andrew Eyster delivered the walk-off hit in both games of the series. His double in Greenville on Saturday drove in Brady Allen in the bottom of the 11th. He then had a walk-off single in the ninth in Columbia on Sunday. The third game will be played on May 11 in Clemson.

EYSTER SEND EVERYONE HOME -- TWICE

Andrew Eyster had walk-off hits in back-to-back wins over Clemson on Feb. 27-28. The senior from Ocala, Fla., doubled in the 11th inning in a 3-2 win on Saturday in Greenville. He then had a walk-off single in the ninth inning in the 8-7 win on Sunday in Columbia. Eyster is hitting .455 with five doubles, a triple, a home run and six RBI in eight games played against the Tigers.

CLARKE HAS A START TO REMEMBER

Wes Clarke has had a start to remember in 2021. The two-time SEC Co-Player of the Week and National Player of the Week is hitting .309 with 15 home runs, 33 RBI, 76 total bases, 33 runs scored, two doubles and 26 walks. Clarke hit two home runs on Feb. 20 against Dayton and had three in the 12-4 win over Winthrop. It was the first time a Gamecock had three home runs in a game since Justin Smoak had three against USC Upstate on April 15, 2008. The junior then had two home runs, including a three-run shot, in the win over Clemson on Feb. 28. Clarke currently leads the nation with 15 home runs and leads the SEC in home runs, total bases and runs scored.

WILL EQUALS WINS IN CLEMSON WEEKEND

Will Sanders earned wins in both Clemson games on Feb. 27 and Feb. 28. He came into the 11th inning with runners on first and second with no outs and induced a double play and groundout to end the Clemson threat. Carolina then went on to win in the bottom of the 11th. On Sunday vs. Clemson, Sanders again came in with runners on first and second with one out in the ninth and got a fly out and groundout to end the Clemson threat. He picked up the win after Carolina walked it off in the ninth.

BOSNIC BREAKS A RECORD IN FIRST CAREER START

Julian Bosnic set a Carolina record with eight consecutive strikeouts in the Sunday win over Dayton (Feb. 21). Bosnic hit the first batter but then struck out eight consecutive Flyers before a walk on a 3-2 count. He broke the record of seven, set by Adam Hill vs. Charleston Southern in 2018 and Alex Farotto vs. Mississippi State in 2007.

NO BREAKS IN THE GAMECOCKS' SLATE

South Carolina will have 21 games against teams currently in the D1Baseball.com Top-25 poll during the 2021 season. Carolina has three-game series against No. 1 Vanderbilt, No. 2 Arkansas, No. 3 Ole Miss, No. 4 Texas, No. 5 Mississippi State, No. 6 Tennessee, and No. 12 Florida this spring. This does not include the three-game sets with Clemson, LSU and Georgia, all of whom are receiving votes in most national polls. In fact, the Gamecocks face the top four teams in the SEC West this season to go along with playing the five SEC East teams.

2 NCAA Championships, 3 SEC Championships, 7 SEC East Titles, 31 NCAA Appearances

Vs. Missouri (14-10-0)

H: 8-1; A: 4-8; N: 2-1

LAST 10 MEETINGS VS. MISSOURI

Year	Date	Result	Score	Site
2017	5/13	L	3-5	Columbia, Mo.
2017	5/14	L	3-5	Columbia, Mo.
2017	5/25	W	10-2#	Hoover
2018	5/11	L	3-5	Columbia, S.C.
2018	5/12	W	6-3	Columbia, S.C.
2018	5/13	W	1-0	Columbia, S.C.
2018	5/22	W	4-2#	Hoover
2019	4/26	L	2-5	Columbia, Mo.
2019	4/27	L	0-11	Columbia, Mo.
2019	4/28	L	7-9 (7)	Columbia, Mo.

Career vs. Missouri

Player	Avg.	R	H	HR	RBI	BB	SO
Allen	.000	1	0	0	0	2	3
Callil	.250	3	3	1	1	1	5
Eyster	.333	1	3	0	4	2	4
Sightler	.000	0	0	0	0	1	5

Player	ERA	IP	H	R	ER	BB	SO
Coyne	18.00	1.0	3	2	2	0	2
Gilreath	0.00	2.2	3	2	0	5	4
Kerry	8.31	4.1	6	4	4	2	4
Sweatt	0.00	0.1	3	2	0	0	1
Tringali	4.26	6.1	5	3	3	3	6

PROBABLE GAMECOCK STARTERS

Pos.	No., Player
C	#10 Colin Burgess (R/R, So.)
or	#28 Wes Clarke (R/R, Jr.)
1B	#26 David Mendham (L/R, Jr.)
2B	#3 Braylen Wimmer (R/R, So.)
SS	#6 George Callil (R/R, 5th.)
3B	#7 Brennan Milone (R/R, So.)
or	#8 Jeff Heinrich (R/R, Sr.)
LF	#12 Josiah Sightler (L/L, Jr.)
CF	#33 Brady Allen (R/L, Jr.)
RF	#11 Andrew Eyster (R/R, Sr.)
DH	#28 Wes Clarke (R/R, Jr.)
or	#12 Josiah Sightler (L/L, Jr.)

Date	Probable Pitchers
Fri.	#34 Thomas Farr (R/R, R-Jr.)
Sat.	#22 Brannon Jordan (R/R, Sr.)
Sun.	TBA

HOME RUN TRACKER

Player	Date	Opponent	Pitcher	On Base	Inn	Outs
1. Clarke	Feb. 19	Dayton	Wolfe	2	1	0
2. Eyster	Feb. 19	Dayton	Wolfe	3	3	1
3. Clarke	Feb. 20	Dayton	Olson	0	1	2
4. Wimmer	Feb. 20	Dayton	Olson	1	2	2
5. Burgess	Feb. 20	Dayton	Jones	0	4	0
6. Allen	Feb. 20	Dayton	Brus	0	7	0
7. Clarke	Feb. 20	Dayton	Majick	2	8	1
8. Clarke	Feb. 23	Winthrop	Ohs	0	3	1
9. Eyster	Feb. 23	Winthrop	Ohs	0	3	2
10. Clarke	Feb. 23	Winthrop	Lumpkin	0	6	2
11. Wimmer	Feb. 23	Winthrop	Rendon	0	8	0
12. Clarke	Feb. 23	Winthrop	Rendon	0	8	0
13. Mendham	Feb. 23	Winthrop	Rendon	0	8	0
14. Sightler	Feb. 23	Winthrop	Rendon	0	8	1
15. Clarke	Feb. 28	Clemson	Olenchuk	0	3	2
16. Wimmer	Feb. 28	Clemson	Olenchuk	0	5	0
17. Clarke	Feb. 28	Clemson	Clark	2	5	1
18. Allen	March 2	Winthrop	Skinner	2	2	1
19. Eyster	March 2	Winthrop	White	2	4	2
20. Wimmer	March 5	Mercer	Green	1	4	2
21. Sightler	March 6	Mercer	Lobus	0	1	1
22. Clarke	March 14	Texas	Kubichek	0	3	0
23. Clarke	March 17	Davidson	Walker	0	7	0
24. Allen	March 21	Vanderbilt	Schultz	0	4	0
25. Wimmer	March 21	Vanderbilt	Schultz	0	4	0
26. Clarke	March 23	The Citadel	Beckley	1	1	2
27. Eyster	March 26	Florida	Specht	0	14	2
28. Clarke	March 27	Florida	Leftwich	2	5	1
29. Clarke	March 28	Florida	Barco	0	2	0
30. Eyster	March 28	Florida	Barco	0	2	0
31. Burgess	March 28	Florida	Barco	0	2	2
32. Allen	March 28	Florida	Barco	0	3	0
33. Allen	March 28	Florida	Specht	1	6	2
34. Clarke	March 30	GWU	Davis	2	1	0
35. Callil	March 30	GWU	Washington	0	5	1
36. Allen	March 30	GWU	Strickland	1	7	2
37. Mendham	April 2	Georgia	Pearson	2	4	1
38. Callil	April 3	Georgia	Webb	1	3	1
39. Eyster	April 3	Georgia	Webb	1	4	1
40. Sightler	April 3	Georgia	Webb	0	6	0
41. Clarke	April 3	Georgia	Sullivan	1	9	0
42. Allen	April 4	Georgia	Cannon	0	1	0
43. Burgess	April 4	Georgia	Cannon	0	5	2
44. Allen	April 4	Georgia	Cannon	1	5	2
45. Sightler	April 6	UNC	Pry	6	0	0

*Walk-off

GAMECOCKS PICKED FOURTH IN THE EAST

Carolina was picked to finish fourth in the SEC Eastern Division by the league's 14 head coaches.

The Gamecocks earned 55 votes in the coaches' poll, good for fourth in the SEC East division behind Florida (91 votes, 13 first-place votes), Vanderbilt (79 votes, 1 first-place votes) and Tennessee (58 votes). Carolina was followed by Georgia (51 votes), Missouri (28 votes) and Kentucky (23 votes).

Ole Miss has been picked to win the Western Division with 78 votes and seven first-place votes. The Rebels were followed by Mississippi State (73 votes, 3 first-place votes), Arkansas (72 votes, 2 first-place votes), LSU (63 votes, 2 first-place votes), Texas A&M (36 votes), Auburn (32 votes) and Alabama (31 votes).

Florida earned 12 votes to win the SEC championship, followed by Mississippi State and Vanderbilt with one vote apiece.

CLARKE NAMED A PRESEASON ALL-AMERICAN; ALL-SEC

Junior Wes Clarke was named to the Collegiate Baseball Pre-season All-America third team and the Preseason All-SEC second team before the start of the 2021 season.

Clarke, who also was named a Collegiate Baseball Third Team All-American in 2020, led the SEC and was tied for third in the country with eight home runs last year while driving in 22, which was tied for third in the league. Clarke hit .286 with 14 runs scored in 16 games played for the Gamecocks. He was 3-for-4 with three runs scored, two home runs and seven RBI in a win over Northwestern on Feb. 22. He also hit the game-winning home run in the top of the 12th inning in a 2-1 win at Furman (March 3). Clarke had a .406 on-base percentage and did not commit an error at first base for Carolina.

DEPTH ON THE MOUND

The Gamecocks will have options when it comes to who will be on the mound. Carolina has 22 pitchers on its 2021 roster, including 2019 Freshman All-SEC honoree Brett Kerry and a pair of weekend starters from last year in Thomas Farr and Brannon Jordan. Kerry is projected to be the Gamecocks' closer this season and Daniel Lloyd also is in that mix. Kerry was 2-0 with a 3.60 ERA and a save in six appearances last season. Lloyd also had a save and struck out 13 batters in nine innings. The quartet of Julian Bosnic, John Gilreath, Brett Thomas and Josiah Sightler did not allow an earned run in 19 innings of work. Carolina returns 11 pitchers who worked last season and Wesley Sweatt, who pitched 43.2 innings in 2019.

FRESH FACES

Carolina welcomes in 18 newcomers to the 2021 team, 13 high schoolers, three junior college transfers and two grad transfers. This recruiting class was ranked as high as No. 4 in the country by Perfect Game. D1Baseball.com had the class at No. 5 in the country while Baseball America tabbed it at No. 6 in the nation. Collegiate Baseball ranked the class No. 8 in the country. The 18-man recruiting class features six student-athletes (Alek Boychuk, Magdiel Cotto, Jackson Phipps, Will Sanders, Josh Shuler and Jalen Vasquez) that were in Baseball America's Top 500 prospects for the 2020 MLB Draft and had Brandon Fields on the list before he declared that he was coming to school.

10-YEAR CHAMPIONSHIP ANNIVERSARY

The University of South Carolina baseball program will celebrate the 10-year anniversary of the 2011 national championship team all season long at Founders Park. Throughout the season, members of the 2011 squad will throw out virtual first pitches at select Carolina home games. There also will be in-game promos geared towards that historic season. Fans also can relive the 2011 season on the Gamecock baseball social platforms throughout the year. Each Thursday, there will be a post highlighting the successes of the team during that week in 2011, leading up to the national championship run in Omaha.

SOUTH CAROLINA TEAM SUPERLATIVES 2021 SEASON

BATTING

At bats:	58, vs Florida (March 26, 2021)
Runs scored:	19, vs Winthrop (March 2, 2021)
Hits:	20, vs Florida (March 26, 2021)
RBI's:	15, vs Winthrop (March 2, 2021)
Doubles:	6, vs Florida (March 26, 2021)
Triples:	2, vs Dayton (Feb 19, 2021)
Home runs:	7, vs Winthrop (Feb 23, 2021)
Total bases:	39, vs Winthrop (Feb 23, 2021)
Walks:	11, vs Winthrop (March 2, 2021)
Strikeouts:	21, vs Clemson (Feb 27, 2021)
Sac hits:	2, vs Mercer (March 6, 2021)
	2, vs Florida (March 26, 2021)
	2, at Georgia (April 2, 2021)
Sac flies:	2, vs Dayton (Feb 20, 2021)
	2, at Vanderbilt (March 21, 2021)
	2, vs Gardner-Webb (March 30, 2021)
Stolen bases:	3, vs The Citadel (March 23, 2021)
Hit by pitch:	6, vs Florida (March 27, 2021)
Caught stealing:	1, (6 times)
Runners LOB:	15, vs Clemson (Feb 27, 2021)
Hit into DP:	2, vs Winthrop (March 2, 2021)
	2, at Texas (March 13, 2021)
	2, vs. North Carolina (April 6, 2021)

FIELDING

Putouts:	42, vs Florida (March 26, 2021)
Assists:	16, at Georgia (April 4, 2021)
Errors:	3, at Texas (March 14, 2021)
Passed balls:	1, (4 times)
DPs turned:	2, at Texas (March 12, 2021)

PITCHING

Innings pitched:	14.0, vs Florida (March 26, 2021)
Runs allowed:	9, vs Davidson (March 17, 2021)
Earned runs:	8, vs Winthrop (March 2, 2021)
Walks allowed:	13, vs Florida (March 26, 2021)
Strikeouts:	19, vs Florida (March 26, 2021)
Hits allowed:	13, at The Citadel (March 10, 2021)
Doubles allowed:	3, (4 times)
Triples allowed:	1, (7 times)
Homers allowed:	2, (6 times)
Wild pitches:	4, vs Gardner-Webb (March 30, 2021)
Hit batters:	2, (4 times)

GAMECOCKS IN THE MLB

Player	Pos.	Organization	Yrs. at SC
Jackie Bradley Jr.	OF	Milwaukee Brewers	2009-11
Grayson Greiner	C	Detroit Tigers	2012-14
Whit Merrifield	INF/OF	Kansas City Royals	2008-10
Jordan Montgomery	LHP	New York Yankees	2012-14
Clarke Schmidt*	RHP	New York Yankees	2015-17
Christian Walker	1B	Arizona Diamondbacks	2010-12
Tyler Webb	LHP	St. Louis Cardinals	2010-13
Taylor Widener	RHP	Arizona Diamondbacks	2014-16

*On injured list

SOUTH CAROLINA INDIVIDUAL SUPERLATIVES 2021 SEASON

BATTING

At bats:	7, (5 times)
Runs scored:	4, Wes Clarke vs Winthrop (Feb 23, 2021)
Hits:	4, (4 times)
RBI's:	5, Wes Clarke vs Dayton (Feb 20, 2021)
	5, Joe Satterfield vs Winthrop (March 2, 2021)
Doubles:	2, (6 times)
Triples:	1, Brady Allen vs Dayton (Feb 19, 2021)
	1, Andrew Eyster vs Dayton (Feb 19, 2021)
Home runs:	3, Wes Clarke vs Winthrop (Feb 23, 2021)
Total bases:	12, Wes Clarke vs Winthrop (Feb 23, 2021)
Walks:	3, Brennan Milone vs Winthrop (March 2, 2021)
	3, Braylen Wimmer vs Mercer (March 6, 2021)
	3, Brady Allen at The Citadel (March 10, 2021)
Strikeouts:	4, George Callil vs Florida (March 26, 2021)
Sac hits:	1, (15 times)
Sac flies:	1, (18 times)
Stolen bases:	1, (15 times)
Hit by pitch:	2, Andrew Eyster vs Davidson (March 17, 2021)
	2, Jeff Heinrich vs. Florida (March 27, 2021)
	2, Andrew Eyster vs Florida (March 27, 2021)
Caught stealing:	1, (6 times)
Runners LOB:	6, Colin Burgess vs Clemson (Feb 27, 2021)

FIELDING (TEAM GAME HIGHS)














Putouts:	20, Colin Burgess vs Florida (March 26, 2021)
Assists:	6, George Callil at Georgia (April 4, 2021)
Errors:	1, (23 times)
Passed balls:	1, (4 times)

PITCHING (TEAM GAME HIGHS)
















Innings pitched:	8.0, Will Sanders at Georgia (April 4, 2021)
Runs allowed:	6, Julian Bosnic at Texas (March 14, 2021)
Earned runs:	5, Julian Bosnic at Vanderbilt (March 21, 2021)
Walks allowed:	6, Thomas Farr vs Florida (March 26, 2021)
Strikeouts:	11, Brannon Jordan vs Mercer (March 6, 2021)
	11, Brannon Jordan at Georgia (April 3, 2021)
Hits allowed:	8, Will Sanders at Georgia (April 4, 2021)
Doubles allowed:	2, (5 times)
Triples allowed:	1, (7 times)
Homers allowed:	2, Brannon Jordan at Texas (March 13, 2021)
Wild pitches:	2, Parker Coyne vs Gardner-Webb (March 30, 2021)
Hit batters:	2, Cam Tringali vs. Winthrop (March 2, 2021)
	2, Julian Bosnic vs Mercer (March 7, 2021)

Bold italic denotes school record

GAMECOCK HITTER NOTES (PROBABLE STARTERS)

3		BRAYLEN WIMMER - So. - INF - 6-4 - 200 - Yukon, Okla. AVG. R 2B 3B HR RBI SB .337 19 10 0 5 15 2	- Had four hits in a 14-inning win over Florida on March 26 - Named All-State first team by the Oklahoman as a senior - Made 10 starts and had three multi-hit games as a freshman in 2020 - Dad, Chris, was a 2-time All-American at Wichita State, played in 1992 Olympics - LAST SERIES: 2-13, 1 2B at Georgia (April 2-4)
6		GEORGE CALLIL - 5th - INF - 6-4 - 201 - Melbourne, Australia AVG. R 2B 3B HR RBI SB .225 11 5 0 2 8 3	- Led the SEC and was tied for second in the country with 12 hit-by-pitches in 2020 - Had a .446 on-base percentage with 10 RBI in 16 starts last season - Homered and drove in a pair in a win over Georgia (April 3) - Was the shortstop for the U18 Australian National Team - LAST SERIES: 0-3, 1 BB vs. North Carolina (April 6)
7		BRENNAN MILONE - So. - INF - 6-0 - 200 - Woodstock, Ga. AVG. R 2B 3B HR RBI SB .177 13 5 0 0 5 1	- Selected in the 28th round of the 2019 MLB First-Year Player Draft by the Dodgers - Rated the No. 3 Top SEC Prospect for the 2022 Draft by D1Baseball - Passed Nick Markakis in owning school records for home runs, RBI, walks, runs & hits - Named the No. 10 breakout candidate for 2021 by Baseball America - LAST SERIES: 0-2, 2 BB vs. North Carolina (April 6)
8		JEFF HEINRICH - Sr. - INF - 6-0 - 189 - Lake in the Hills, Ill. AVG. R 2B 3B HR RBI SB .241 3 4 0 0 8 2	- Selected in the 40th round of the 2019 MLB First-Year Player Draft by the Giants - Scored 10 runs and was 3-for-4 in stolen bases in 2020 - Doubled and drove in a pair of runs in the win over Winthrop (Feb. 23) - Went 3-for-5 in an extra-inning win over Clemson (Feb. 27) - LAST SERIES: 0-4 vs. North Carolina (April 6)
9		NOAH MYERS - Sr. - OF - 6-1 - 191 - Wyoming, Ontario AVG. R 2B 3B HR RBI SB .091 3 1 0 0 0 0	- Selected in the 30th round of the 2019 MLB First-Year Player Draft by the Blue Jays - Notched a school-record 77 stolen bases as a sophomore at Wabash Valley C.C. - Was 4-for-4 with two runs scored and three RBI in a win over The Citadel (3/10/20) - Great Lake Canadians Hitter of the Year and MVP (2017) - LAST SERIES: Def. replacement vs. Gardner-Webb (March 30)
10		COLIN BURGESS - So. - C - 5-8 - 195 - Lexington, Ky. AVG. R 2B 3B HR RBI SB .250 8 1 0 3 10 0	- Received the Johnny Bench Award in 2019, awarded to the top HS catcher in Kentucky - Helped Tates Creek HS to a state championship his senior season - Had a .423 slugging percentage and a .357 on-base percentage in 2020 - Walk-off double in Carolina's 9-8, 14-inning win over Florida (March 26) - LAST SERIES: 0-4 vs. North Carolina (April 6)
11		ANDREW EYSTER - Sr. - OF - 6-3 - 214 - Ocala, Fla. AVG. R 2B 3B HR RBI SB .269 13 6 1 6 21 1	- Back-to-back walk-off hits to defeat Clemson (Feb. 27-28) - Homered in the 14th inning to tie the game vs. Florida (March 26) - Earned the Tom Price Award for MVP of the Clemson series (Feb. 28-March 1) - 2x MLB Draft pick (2017, Diamondbacks 27th rd.; 2018, Indians, 32nd rd) - LAST SERIES: 1-4 vs. North Carolina (April 6)
12		JOSIAH SIGHTLER - Jr. - INF/P - 6-5 - 232 - Gaston, S.C. AVG. R 2B 3B HR RBI SB .314 18 6 0 4 15 2	- Belted a solo home run in the win over Mercer (March 6) - Homered and had three hits in the win over Winthrop (Feb. 23) - Tripled in the win over Charleston Southern on April 23, 2019 - Drafted in the 12th round of the 2018 MLB First-Year Player Draft by the Reds - LAST SERIES: 1-3, 1 HR, 1 R, 1 BB vs. North Carolina (April 6)
13		MICHAEL ROBINSON - Jr. - INF - 6-3 - 197 - Elizabethton, Tenn. AVG. R 2B 3B HR RBI SB .167 1 0 0 0 0 0	- Helped Walters State to the NJCAA D1 World Series in 2019 - Had the game-winning single in Walters State's win over Navarro in the NJCAAWS - Played high school baseball at Elizabethton High School - Perfect Game Preseason All-Southeast Region HM (2017) - LAST SERIES: Def. replacement vs. Gardner-Webb (March 30)
14		JOE SATTERFIELD - Gr. - INF - 6-0 - 194 - Greenville, S.C. AVG. R 2B 3B HR RBI SB .250 5 2 0 0 8 0	- Was an All-CAA first team selection in 2019 while at Elon - Was a team captain at Elon in 2020 - Drove in five runs in his first start in a win over Winthrop (March 2) - Helped J.L. Mann High School to a pair of state runner-up finishes - LAST SERIES: 0-3 vs. Gardner-Webb (March 30)
26		DAVID MENDHAM - Jr. - INF/C - 6-3 - 219 - Dorchester, Ont. AVG. R 2B 3B HR RBI SB .255 14 6 0 2 15 0	- Was an NJCAA Second Team All-American at Connors State C.C. in Warner, Okla. - Hit .422 with 14 home runs and 85 RBI his freshman season at Connors State - Played for the Savannah Bananas in the Coastal Plain League (Summer 2020) - Bases-clearing double in a 5-1 win over Dayton (Feb. 21) - LAST SERIES: 1-4 vs. North Carolina (April 6)
28		WES CLARKE - Jr. - INF/C - 6-2 - 236 - Forest, Va. AVG. R 2B 3B HR RBI SB .309 33 2 0 15 33 0	- NCBWA National Player of the Month for February - Leads the country with 14 home runs; had three in win over Winthrop (Feb. 23) - Belted two home runs in a win over Clemson (Feb. 28) - Drafted in the 40th round of the 2018 MLB First-Year Player Draft by the Brewers - LAST SERIES: 0-3, 1 RBI vs. North Carolina (April 6)
33		BRADY ALLEN - Jr. - OF - 6-1 - 218 - Lakeland, Fla. AVG. R 2B 3B HR RBI SB .297 28 8 1 8 21 4	- Led the Gamecocks with a .327 batting average in 2020 - Homered twice in Sunday wins over Florida (March 28) and Georgia (April 4) - In 2020, led the SEC with five triples - Had three hits and homered in the win over No. 2 Vanderbilt (March 21) - LAST SERIES: 0-3, 2 BB, 1 R, vs. North Carolina (April 6)

GAMECOCK BULLPEN NOTES

4		JACKSON PHIPPS - Fr. - LHP - 6-5 - 230 - Dallas, Ga. ERA IP H R ER BB SO 7.36 7.1 11 6 6 2 11	<ul style="list-style-type: none"> - Three-time All-State selection at East Paulding High School in Dallas, Ga. - Tied Zach Wheeler for strikeouts in a game at East Paulding (16) - No. 49-ranked HS prospect for the 2020 draft by Athlon Sports - Invited to the USA Baseball and MLB's Prospect Development Pipeline League - LAST OUTING: 2.0 IP, 2 H, 1 R, 0 BB, 5 K vs. Gardner-Webb (March 30)
12		JOSIAH SIGHTLER - Jr. - INF/P - 6-5 - 232 - Gaston, S.C. ERA IP H R ER BB SO 4.70 7.2 10 4 4 2 8	<ul style="list-style-type: none"> - Earned the win over Winthrop (March 2), striking out four in three innings - Struck out four batters in 1.2 innings pitched vs. Cornell (March 7, 2020) - Made his first career appearance vs. Mississippi State on May 16, 2019 - Drafted in the 12th round of the 2018 MLB First-Year Player Draft by the Reds - LAST OUTING: 0.2 IP, 2 H, 0 R, 1 BB, 0 K, at Texas (March 14)
15		DANIEL LLOYD - Jr. - RHP - 6-3 - 232 - Summerville, S.C. ERA IP H R ER BB SO 3.68 14.2 9 6 6 9 18	<ul style="list-style-type: none"> - Made eight appearances in 2020, striking out 13 batters in nine innings - Held opponents to a .235 batting average - Had a save in the win over Holy Cross (Feb. 15, 2020) - Had three strikeouts in 2.2 innings pitched in a win over Dayton (Feb. 21) - LAST OUTING: 2.0 IP, 0 H, 1 R, 2 BB, 1 K vs. North Carolina (April 6)
16		JOHN GILREATH - Sr. - LHP - 5-11 - 179 - Rock Hill, S.C. ERA IP H R ER BB SO 3.18 5.2 4 2 2 5 4	<ul style="list-style-type: none"> - Made five appearances in 2020, striking out nine in 5.2 innings - Held opponents to a .174 batting average - Made 40 appearances his first two seasons at Carolina - Enrolled at South Carolina after graduating high school in the fall of 2017 - LAST OUTING: 1.1 IP, 1 H, 1 R, 0 BB, 0 K vs. Gardner-Webb (March 30)
18		JULIAN BOSNIC - R-So. - LHP - 6-3 - 219 - Lutz, Fla. ERA IP H R ER BB SO 4.74 24.2 15 15 13 15 44	<ul style="list-style-type: none"> - Was 2-0 with a 0.00 ERA and seven strikeouts in 6.2 IP in 2020 - Missed the 2019 season due to injury. - Struck out five in three innings of relief in a win over Florida (March 28) - Had 93 strikeouts in 52.2 innings pitched at Berkley Prep in Florida - LAST OUTING: 2.0 IP, 3 H, 1 R, 0 BB, 2 K vs. North Carolina (April 6) (LOSS)
20		ANDREW PETERS - R-Jr. - RHP - 6-2 - 191 - Morris, Ill. ERA IP H R ER BB SO 1.71 21.0 10 5 4 8 33	<ul style="list-style-type: none"> - Drafted in the 21st round of the 2019 MLB First-Year Player Draft by the Rays - Made three appearances on the mound, striking out four batters in 2.1 innings - Earned the win in a 12-5 victory over Dayton (Feb. 20); 3 K's in 2.0 IP - Broke the single-season strikeout record at Maryville (70) - LAST OUTING: 2.0 IP, 0 H, 0 R, 1 BB, 3 K vs. North Carolina (April 6)
21		MAGDIEL COTTO - Fr. - LHP - 6-4 - 245 - Fort Mill, S.C. ERA IP H R ER BB SO 5.40 5.0 5 4 3 2 4	<ul style="list-style-type: none"> - Ranked the top LHP in the state of SC by Perfect Game in the class of 2020 - No. 189 on MLB Pipeline's Top 200 best prospects for the 2020 Draft - Had 27 strikeouts in 13.2 innings pitched at Nation Ford HS as a senior - Attended Bethel Park High School in Pennsylvania his Fr. and So. seasons - LAST OUTING: 1.0 IP, 2 H, 0 R, 0 BB, 1 K vs. Davidson (March 17)
23		JACK MAHONEY - Fr. - RHP - 6-2 - 210 - Arlington Hts., Ill. ERA IP H R ER BB SO 1.80 20.0 18 5 4 5 26	<ul style="list-style-type: none"> - Was 12-5 with a save and 105 strikeouts at St. Viator High School - Helped St. Viator to a 3A state championship as a freshman - Was ranked No. 3 player in the State of Illinois in the class of 2020 (Perfect Game) - Also played football and basketball at St. Viator - LAST OUTING: 4.0 IP, 6 H, 1 R, 0 BB, 4 K vs. North Carolina (April 6)
32		WILL SANDERS - Fr. - RHP - 6-6 - 210 - Atlanta, Ga. ERA IP H R ER BB SO 2.22 28.1 22 8 7 5 30	<ul style="list-style-type: none"> - SEC Freshman of the Week (March 1, April 5) - Struck out a career high 10 in a win over The Citadel (March 23) - 4A All-State first team at Woodward Academy (2019) - Ranked No. 2 RHP in Georgia by Perfect Game in the class of 2020 - LAST OUTING: 8.0 IP, 8 H, 1 R, 0 BB, 4 K at Georgia (April 4) (WIN)
37		CAM TRINGALI - R-Jr. - RHP - 6-4 - 228 - Columbia, S.C. ERA IP H R ER BB SO 81.00 0.1 1 3 3 0 1	<ul style="list-style-type: none"> - Was 1-0 with a 3.38 ERA and 13 strikeouts in 10.2 innings in 2020 - Struck out seven in five innings of relief to earn the win at Furman (March 3, 2020) - SEC Community Service team (2020) - Held opponents to a .205 batting average in 2020 - LAST OUTING: 0.1 IP, 1 H, 3 R, 0 BB, 1 K vs. Winthrop (March 2)
40		WESLEY SWEATT - Jr. - RHP - 6-3 - 219 - Rock Hill, S.C. ERA IP H R ER BB SO 9.82 3.2 6 4 4 0 4	<ul style="list-style-type: none"> - Back in the bullpen after missing 2020 due to injury. - Appeared in 23 games in 2019, going 2-3 with a 4.33 ERA and a save - Earned wins over N.C. State and Clemson his freshman season - Class 5A All-State team at Northwestern High School (2017, '18) - LAST OUTING: 0.1 IP, 0 H, 0 R, 0 BB, 1 K at Georgia (April 2)
44		PARKER COYNE - Sr. - RHP - 6-2 - 210 - Suwanee, Ga. ERA IP H R ER BB SO 5.79 4.2 3 3 3 3 8	<ul style="list-style-type: none"> - Struck out 13 batters in eight innings of work in 2020 - Allowed one run with four strikeouts in four innings at Furman (March 3, 2020) - Made 35 appearances in his first two seasons at Carolina - Held opponents to a .192 batting average in 2018 - LAST OUTING: 0.2 IP, 0 R, 0 R, 1 BB, 1 K vs. Gardner-Webb (March 30)
45		CJ WEINS - Jr. - RHP - 6-3 - 222 - Lockport, Ill. ERA IP H R ER BB SO 13.50 1.1 1 3 2 4 2	<ul style="list-style-type: none"> - Was a NJCAA All-American pitcher at Wabash Valley C.C. in 2019 - Had a 5-0 record with seven saves as a freshman - Played high school baseball at Lockport Township East H.S. in Illinois - Helped Wabash Valley with a 55-4 mark in 2019 - LAST OUTING: 0.1 IP, 1 H, 1 R, 0 ER, 1 BB, 0 K vs. Gardner-Webb (March 30)
49		BRETT KERRY - Je. - RHP - 6-0 - 213 - Clemmons, N.C. ERA IP H R ER BB SO 1.77 20.1 17 5 4 5 38	<ul style="list-style-type: none"> - Was 2-0 with a 3.60 ERA and a save in six appearances in 2020 - Struck out 10 in 5.2 innings of relief to earn the win at Vanderbilt (March 21) - 2019 Freshman All-SEC performer - Struck out 18 batters in 15 innings in 2020 - LAST OUTING: 2.1 IP, 5 H, 1 ER, 1 BB, 4 K at Georgia (April 3)
50		TRAVIS LUENSMANN - Fr. - RHP - 6-6 - 234 - Altoona, Pa. ERA IP H R ER BB SO 15.43 2.1 4 6 4 1 2	<ul style="list-style-type: none"> - Went 8-1 with 82 strikeouts his junior season at Bellwood-Antis High School - Altoona Mirror First Team (2018, '19) - Inter-County Conference All-Star (2019) - Ranked No. 4 player in the state of Pennsylvania in the class of 2020 by PG - LAST OUTING: 0.1 IP, 3 H, 2 ER, 0 BB, 0 K vs. Davidson (March 17)

2 NCAA Championships, 3 SEC Championships, 7 SEC East Titles, 31 NCAA Appearances

FRIDAY'S STARTING PITCHER



#34 THOMAS FARR

R-JR. - 6-0 - 195 - TYRONE, GA.

2021 (REDSHIRT JUNIOR)

Earned the win in the Opening Day start vs. Dayton (Feb. 19), striking out eight in six innings of work ... Had a no decision against Clemson, striking out seven in six innings of work ... Struck out five in 5.1 innings, allowing just one run in a win over Mercer (March 5) ... Had a career high 10 strikeouts in five innings of work in a no-decision against Texas (March 12)... Struck out nine in six innings of work at No. 2 Vanderbilt (March 19) ...

2020 (REDSHIRT SOPHOMORE)

Earned the win over Presbyterian, striking out five in a 4.2-inning midweek start ... Picked up the win vs. Clemson at Segra Park (Feb. 29), striking out three and allowing just two hits in five innings ... Struck out six in six innings of work in a win over Cornell

(March 7) ...

PRIOR TO CAROLINA

Was selected in the 37th round by the Texas Rangers in the 2019 MLB First-Year Player Draft ... Attended Northwest Florida State College in Niceville, Fla., for two years ... Had a 1.38 ERA and 14 strikeouts in 13 innings pitched before injury ended his sophomore season ... Was named the top junior college prospect in the state of Florida by Prep Baseball Report heading into the 2019 season ... As a freshman, pitched in 67.2 innings and had 56 strikeouts in 14 appearances and 12 starts ... Attended Sandy Creek High School in Tyrone, Ga., for four years ... Perfect Game All-Southeast Region honorable mention (2017) ... Perfect Game Underclass All-America honorable mention (2016)

PERSONAL

Born on April 29, 1999 ... Son of Michele Asher and Gary Farr ... Major is sport and entertainment management

2020 SEASON

Date	Opponent	GS	IP	H	R	ER	BB	SO	W-L	SV
2-19-20	Presbyterian	*	4.2	3	2	2	2	5	1-0	0
2-29-20	Clemson	*	5.0	2	2	1	1	3	2-0	0
3-7-20	Cornell	*	6.0	1	0	0	2	6	3-0	0

2021 SEASON

2-19-21	Dayton	*	6.0	5	1	1	2	8	1-0	0
2-27-21	Clemson	*	6.0	5	1	1	1	7	1-0	0
3-5-21	Mercer	*	5.1	6	1	1	3	5	2-0	0
3-12-21	Texas	*	6.0	7	1	1	1	10	2-0	0
3-19-21	Vanderbilt	*	6.0	4	3	3	3	9	2-1	0
3-26-21	Florida	*	4.1	4	5	4	6	6	2-1	0
4-2-21	Georgia	*	5.2	6	2	2	0	7	2-1	0

#34 Thomas Farr

Season High	Career High
6.0, 4x, last at Vanderbilt (3/19/21) ... Innings	6.0, 5x, last at Vanderbilt (3/19/21)
7, at Texas (3/5/21) ... Hits	7, at Texas (3/5/21)
5, vs. Florida (3/26/21) ... Runs	5, vs. Florida (3/26/21)
4, vs. Florida (3/26/21) ... Earned Runs	4, vs. Florida (3/26/21)
6, vs. Florida (3/26/21) ... Walks	6, vs. Florida (3/26/21)
10, at Texas (3/12/21) ... Strikeouts	10, at Texas (3/12/21)

FARR'S CAREER STATISTICS

Year	ERA	W-L	G	GS	CG	SHO	SV	IP	H	R	ER	BB	SO	2B	3B	HR	BF	AVG	WP	HBP	BK	SFA	SHA
2020	1.72	3-0	3	3	0	0/0	0	15.2	6	4	3	5	14	0	0	1	59	.113	3	0	0	0	1
2021	2.97	2-1	7	7	0	0/0	0	39.1	37	14	13	16	52	6	0	2	165	.250	4	0	0	1	0
Totals	2.62	5-1	10	10	0	0/0	0	55.0	43	18	16	21	66	6	0	3	224	.214	7	0	0	1	1

2 NCAA Championships, 3 SEC Championships, 7 SEC East Titles, 31 NCAA Appearances

SATURDAY'S STARTING PITCHER



#22 BRANNON JORDAN

SR. - 6-2 - 187 - COLLINSVILLE, OKLA.

2021 (SENIOR)

Went four innings in his first outing of 2021, striking out four and allowing two hits and three earned runs vs. Dayton (Feb. 20) ... Struck out eight in a four-inning start vs. Clemson (Feb. 28) ... Allowed just one hit with 11 strikeouts in five innings in a win over Mercer (March 6) ... Struck out six in five innings of work at Texas (March 13) ... Had nine strikeouts in five innings at No. 2 Vanderbilt (March 20) ... Pitched a career-high seven innings, allowing an unearned run with nine strikeouts in a win over Florida (March 27) ... Had 11 strikeouts and picked up a win at Georgia (April 3).

2020 (JUNIOR)

Struck out nine in five innings of work to earn the win over Holy Cross ... Had nine strikeouts in six innings of work in a no-decision against Northwestern ... Allowed just one hit in five innings at Clemson (March 1) ... Career high 10 strikeouts in just five innings of work in a win over Cornell (March 8) ...

PRIOR TO CAROLINA

Was selected in the 31st round of the 2019 MLB First-Year Player Draft by Tampa Bay ... Attended Cowley County Community College in Arkansas City, Kan., for two years ... Named the Jayhawk East Conference and Region 6 Pitcher of the Year in 2019 ... Had a 2.63 ERA and 74 strikeouts in 61.1 innings pitched his sophomore season at Cowley County ... In 2018, went 8-1 with a 3.33 ERA, striking out 70 batters in 54 innings pitched ... Pitched in the Kansas JuCo All-Star game in 2018 ... Attended Collinsville High School in Collinsville, Okla., where he was a Perfect Game Central Region honorable mention in 2017 ... Played summer baseball for the Eau Claire Express in the Northwoods League in 2019 ... Was named a Northwoods League All-Star, going 2-0 with a 1.74 ERA and 28 strikeouts in 20.2 innings pitched

PERSONAL

Born on July 20, 1998 ... Son of Andy and Jennifer Jordan ... Brother, Wyatt, wrestled at the University of Central Oklahoma ... Major is sport and entertainment management.

2020 SEASON

Date	Opponent	GS	IP	H	R	ER	BB	SO	W-L	S
2-16-20	Holy Cross	*	5.0	2	0	0	0	9	1-0	0
2-23-20	Northwestern	*	6.0	2	2	2	3	9	1-0	0
3-1-20	Clemson	*	5.0	1	1	1	5	4	1-0	0
3-8-20	Cornell	*	5.0	2	1	1	1	10	2-0	0

2021 SEASON

Date	Opponent	GS	IP	H	R	ER	BB	SO	W-L	S
2-19-21	Dayton	*	4.0	2	4	3	4	4	0-0	0
2-28-21	Clemson	*	4.0	3	2	2	4	8	0-0	0
3-6-21	Mercer	*	5.0	1	0	0	3	11	1-0	0
3-31-21	Texas	*	5.0	3	2	2	2	6	1-1	0
3-20-21	Vanderbilt	*	5.0	3	2	2	3	9	1-2	0
3-27-21	Florida	*	7.0	5	1	0	1	9	2-2	0
4-3-21	Georgia	*	6.2	1	5	4	3	11	3-2	0

#22 Brannon Jordan

Season High	Career High
7.0 vs. Florida (3/27/21) ... Innings	7.0 vs. Florida (3/27/21)
5, vs. Florida (3/27/21) ... Hits	5, vs. Florida (3/27/21)
5, at Georgia (4/3/21) ... Runs	5, at Georgia (4/3/21)
4, at Georgia (4/3/21) ... Earned Runs	4, at Georgia (4/3/21)
4, 2x, last vs. Clemson (2/28/21) ... Walks	5, vs. Clemson (3/1/20)
11, 2x, last at Georgia (4/2/21) ... Strikeouts	11, 2x, last at Georgia (4/2/21)

JORDAN'S CAREER STATISTICS

Year	ERA	W-L	G	GS	CG	SHO	SV	IP	H	R	ER	BB	SO	2B	3B	HR	BF	AVG	WP	HBP	BK	SFA	SHA
2020	1.71	2-0	4	4	1	1/0	0	21.0	7	4	4	9	32	3	0	1	78	.104	3	1	0	1	0
2021	3.19	3-2	7	7	0	0/1	0	36.2	18	16	13	20	58	8	0	5	153	.140	3	4	0	0	0
Totals	2.65	5-2	11	11	1	1/1	0	57.2	25	20	17	29	90	11	0	6	231	.128	6	5	0	1	0

2 NCAA Championships, 3 SEC Championships, 7 SEC East Titles, 31 NCAA Appearances

SOUTH CAROLINA 2020 HONOR ROLL

Brady Allen

Rated No. 37 SEC Top Prospect for the 2021 Draft by D1 Baseball

Julian Bosnic

Rated No. 25 SEC Top Prospect for the 2021 Draft by D1Baseball

Colin Burgess

SEC Newcomer of the Week (March 29)

Buster Posey Award Watch List

Wes Clarke

NCBWA Player of the Month for February

SEC Co-Player of the Week (Feb. 23, March 1)

Perfect Game National Player of the Week (Feb. 23, March 2)

D1Baseball/AstroTurf National Player of the Week (Feb. 24)

Golden Spikes Award Player of the Week (March 2)

Preseason All-America Third Team by Collegiate Baseball

Preseason All-SEC Second Team

Named Best Power Hitter in the SEC by Baseball America

Named No. 6 First Baseball in the Nation by D1 Baseball

Collegiate Baseball National Player of the Week (Feb. 22, March 1)

Magdiel Cotto

Rated No. 10 SEC Top Prospect for the 2023 Draft by D1 Baseball

Thomas Farr

Rated No. 23 Top SEC Prospect for the 2021 Draft by D1 Baseball

Rated No. 10 Top Newcomer in the SEC by Baseball America

Brandon Fields

Rated No. 15 Top SEC Prospect for the 2023 Draft by D1 Baseball

Jeff Heinrich

Named No. 24 Second Baseman in the Nation by D1 Baseball

Brannon Jordan

Rated No. 24 SEC Top Prospect for the 2021 Draft by D1 Baseball

Brett Kerry

NCBWA Stopper of the Year Watch List

Jack Mahoney

Rated No. 41 SEC Top Prospect for the 2022 Draft by D1Baseball

Brennan Milone

Rated No. 3 Top Prospect for the 2022 Draft by D1 Baseball

Rated No. 7 Top Prospect for the 2022 Draft by Baseball America

Named No. 7 Third Baseman in the Nation by D1 Baseball

Jackson Phipps

Rated No. 32 SEC Top Prospect for the 2023 Draft by D1 Baseball

Will Sanders

SEC Freshman of the Week (March 1)

SEC Co-Freshman of the Week (April 5)

Rated No. 36 SEC Top Prospect for the 2023 Draft by D1 Baseball

Jalen Vasquez

Rated No. 48 SEC Top Prospect for the 2023 Draft by D1 Baseball

2020 BATTING BY SERIES

Team	Avg.	R	H	HR	RBI	BB	SO
Dayton	.356	29	36	7	29	19	18
Winthrop	.369	31	31	9	26	14	14
Clemson	.333	11	28	3	11	5	29
Mercer	.202	10	17	2	10	16	27
The Citadel	.273	19	18	1	17	14	20
Texas	.216	6	21	1	4	9	26
Davidson	.265	4	9	1	4	6	9
Vanderbilt	.133	8	12	2	7	6	43
Florida	.293	21	34	7	21	6	28
Gardner-Webb	.361	9	13	3	9	2	3
Georgia	.240	21	25	8	20	11	27
North Carolina	.100	2	3	1	2	6	8
Missouri							
Charleston So.							
LSU							
Arkansas							
Ole Miss							
North Florida							
Mississippi State							
Kentucky							
Appalachian State							
Tennessee							

2020 PITCHING BY SERIES

Team	ERA	IP	H	R	ER	BB	SO
Dayton	2.00	27.0	12	7	6	13	37
Winthrop	5.00	18.0	14	12	10	9	30
Clemson	4.05	20.0	16	9	9	9	30
Mercer	0.33	27.0	12	1	1	11	44
The Citadel	5.00	18.0	19	10	10	2	22
Texas	4.88	24.0	26	15	13	15	28
Davidson	6.00	9.0	11	9	6	7	17
Vanderbilt	4.68	25.0	20	13	13	11	42
Florida	3.09	32.0	20	14	11	16	45
Gardner-Webb	3.00	9.0	9	4	3	2	13
Georgia	3.46	26.0	24	13	10	7	31
North Carolina	2.70	10.0	9	3	3	3	10
Missouri							
Charleston So.							
LSU							
Arkansas							
Ole Miss							
North Florida							
Mississippi State							
Kentucky							
Appalachian State							
Tennessee							

A LOOK AT THE 2021 SEASON

Date	Opponent	Result	Pitcher of Record (W/L)	Notable Game Note
2-19	Dayton	W, 12-1	Farr (W, 1-0)	Eyster grand slam, Clarke 3-run home run pace Gamecock offense in opener
2-20	Dayton	W, 12-5	Peters (W, 1-0)	Clarke homers twice as Gamecocks clinch series
2-21	Dayton	W, 5-1	Kerry (W, 1-0)	4 runs in the eighth breaks 1-all tie, Callil GW RBI, Mendham 3-run double
2-23	Winthrop	W, 12-4	Gilreath (W, 1-0)	Clarke hits 3 home runs; first Gamecock to do it since Justin Smoak in 2008
2-27	vs. Clemson	W, 3-2 (11)	Sanders (W, 1-0)	Eyster walk-off double in the 11th scores Allen to open series with win
2-28	Clemson	W, 8-7	Sanders (W, 2-0)	Eyster's single scores Allen again for a second walk-off win over the Tigers
3-2	at Winthrop	W, 19-8	Sightler (W, 1-0)	Satterfield drives in five, Allen and Eyster homer as SC scores 16 in first 4 inn.
3-5	Mercer	W, 5-1	Farr (W, 2-0)	Wimmer homers, Eyster has two hits and Farr strikes out five in the win
3-6	Mercer	W, 4-0	Jordan (W, 1-0)	Jordan strikes out 11 in the win, Sightler homers in a 3-run first frame
3-7	Mercer	W, 1-0	Bosnic (W, 1-0)	Bosnic strikes out nine, Satterfield RBI groundout in fourth brings in lone run
3-10	at The Citadel	W, 11-7	Peters (W, 2-0)	Gamecocks score six runs in the eighth to overcome late deficit
3-12	at Texas	L, 1-4	Sanders (L, 2-1)	Gamecocks allow three runs in the eighth; Farr strikes out 10 in 6-inn start
3-13	at Texas	L, 0-3	Jordan (L, 1-1)	First time shutout since 2019 as Gamecocks drop series
3-14	at Texas	L, 5-8	Bosnic (L, 1-1)	Clarke homers and Wimmer goes 4-for-4 as Carolina is swept at Texas
3-16	Davidson	L, 4-9	Luensmann (L, 0-1)	Davidson scores five runs in the third inning; Clarke homered in loss
3-19	at Vanderbilt*	L, 2-3	Farr (L, 2-1)	Farr strikes out nine, but a run in the seventh propels Vandy to the win
3-20	at Vanderbilt*	L, 0-5	Jordan (L, 1-2)	Vandy's Leiter no-hits the Gamecocks; Jordan strikes out nine in 5 IP
3-21	at Vanderbilt*	W, 6-5	Kerry (W, 2-0)	Kerry strikes out 10, Allen and Wimmer both with three hits and a HR
3-23	The Citadel	W, 8-3	Sanders (W, 3-1)	Sanders strikes out 10 in 5 IP, Clarke homers, Heinrich drives in three
3-26	Florida*	W, 9-8 (14)	Bosnic (W, 2-1)	Longest game by innings since 2014, Burgess walk-off double in 14th
3-27	Florida*	W, 4-1	Jordan (W, 2-2)	Jordan strikes out 10 in 7 IP, Clarke's 3-run homer the difference in the win
3-28	Florida*	W, 8-5	Sanders (W, 4-1)	Five home runs and combo of Sanders and Bosnic on the hill lead to sweep
3-30	Gardner-Webb	W, 9-4	Mahoney (W, 1-0)	Clarke, Callil and Allen all homer, Gamecocks score four in the first in the win
4-2	at Georgia*	L, 3-5	Peters (L, 2-1)	Mendham 3-run homer not enough as Georgia scores two in the 7th to win
4-3	at Georgia*	W, 13-7	Jordan (W, 3-2)	Jordan strikes out 11, Carolina homers four times in 13-hit barrage
4-4	at Georgia*	W, 5-1	Sanders (W, 5-1)	Sanders goes 8+ innings, Allen homers twice as Carolina takes the series
4-6	vs North Carolina	L, 2-3 (10)	Bosnic (L, 2-2)	Tar Heels score run in 10th to win, Sightler homers, Mahoney strikes out four
4-9	Missouri*			
4-10	Missouri*			
4-11	Missouri*			
4-13	Charleston So.			
4-15	at LSU*			
4-16	at LSU*			
4-17	at LSU*			
4-22	Arkansas*			
4-23	Arkansas*			
4-24	Arkansas*			
4-27	The Citadel			
4-30	at Ole Miss*			
5-1	at Ole Miss*			
5-2	at Ole Miss*			
5-4	North Florida			
5-7	Mississippi State*			
5-8	Mississippi State*			
5-9	Mississippi State*			
5-11	at Clemson			
5-14	at Kentucky*			
5-15	at Kentucky*			
5-16	at Kentucky*			
5-18	Appalachian State			
5-20	Tennessee*			
5-21	Tennessee*			
5-22	Tennessee*			

GAMECOCKS IN THE RANKINGS

Dates	BA	CB	D1	NCBWA	PG	UST
Preseason	18	21	18	23	--	20
February 22	16	20	17	16	--	20
March 1	13	13	14	13	16	12
March 8	10	5	12	7	12	8
March 15	12	18	16	15	21	17
March 22	20	--	25	24	--	23
March 29	11	8	14	16	16	15
April 5	9	5	11	12	9	12
April 12						
April 19						
April 26						
May 3						
May 10						
May 17						

BA - Baseball America; CB - Collegiate Baseball; D1 - D1Baseball; NCBWA - National Collegiate Baseball Writers Association; PG - Perfect Game USA; UST - USA TODAY Coaches Poll;

THE GAMECOCK RADIO NETWORK

All 53 regular season games will be available on the Gamecock Radio Network. Flagship station, 107.5 FM, "The Game," is the home of the Gamecocks and will broadcast all games. In the event of a conflict with basketball in Columbia, the baseball games can be heard on sister station WISW, 1320 AM. All games can also be heard on the All Access channel on GamecocksOnline.

For local affiliates, please check your local listings for the latest schedule. Additional affiliates include:

2021 Network Affiliates

Aiken/Edgefield	WKSX	92.7 FM
Allendale	WDOG	93.5 FM
Camden	WCAM	1590 AM
Charleston	WWIK	98.9 FM
Chesterfield	WVSZ	107.3 FM
Columbia	WNKT	107.5 FM
Florence	WOLH	1230 AM
Georgetown	WJXY	93.7 FM
Greenville	WGVJ	1440 AM
Kingstree	WDKD	1310 AM
Myrtle Beach	WMIR	93.9 FM
Rock Hill/Lancaster	WRHM	107.1 FM
Spartanburg	WSPG	1400 AM

Live Gamecock Baseball broadcasts are also available for free this season on the TuneIn App (Android/iOS). Live Gamecock Baseball will also be available for free on the South Carolina Gameday App (Android/iOS) via a link out to TuneIn. Users who do not already have the TuneIn app downloaded will be prompted to download the app. Upon successful completion of the download, users will be easily redirected from the Gameday App to TuneIn anytime they select the Live Audio option in the Gameday App.

During the overlap of basketball and baseball seasons, a basketball broadcast (men's or women's) will take priority over baseball. For example if a basketball game is scheduled at the same time as a baseball game, the basketball game broadcast would be on TuneIn, while the baseball game would not.

LARGEST SINGLE GAME CROWDS AT FOUNDERS PARK

Single-Game Sellouts at Founders Park (55 all-time)

8,242	vs. Clemson.....	Feb. 28, 2020 (L, 1-7)
8,242	vs. Clemson.....	March 3, 2019 (W, 14-3)
8,242	vs. Clemson.....	March 2, 2018 (W, 3-2)
8,242	vs. Alabama.....	March 25, 2017 (W, 6-5, 10 inn.)
8,242	vs. Clemson.....	March 5, 2017 (L, 5-3, 11 inn.)
8,242	vs. UNCG.....	February 18, 2017 (W, 5-1)
8,242	vs. UNCG.....	February 17, 2017 (W, 7-1)
8,242	vs. Texas A&M.....	May 14, 2016 (L, 5-2)
8,242	vs. Florida.....	April 29, 2016 (W, 2-1)
8,242	vs. Tennessee.....	April 9, 2016 (W, 7-4)
8,242	vs. College of Charleston.....	March 29, 2016 (L, 6-5, 13 inn.)
8,242	vs. Clemson.....	March 4, 2016 (W, 8-1)
8,242	vs. LSU.....	May 16, 2015 (L, 8-1)
8,242	vs. LSU.....	May 15, 2015 (L, 9-2)
8,242	vs. Vanderbilt.....	April 18, 2015 (W, 3-2)
8,242	vs. Georgia.....	March 28, 2015 (L, 4-3)
8,242	vs. Clemson.....	March 2, 2015 (L, 7-0)
8,242	vs. Alabama.....	April 26, 2014 (L, 2-1)
8,242	vs. Alabama.....	April 25, 2014 (W, 9-3)
8,242	vs. Florida.....	April 13, 2014 (L, 6-5)
8,242	vs. Florida.....	April 12, 2014 (L, 4-3, 13 inn.)
8,242	vs. Florida.....	April 11, 2014 (W, 4-1)
8,242	vs. Tennessee.....	March 30, 2014 (W, 8-0)
8,242	vs. Clemson.....	February 28, 2014 (W, 9-6)
8,242	vs. Eastern Kentucky.....	February 22, 2014 (W, 2-0)
8,242	vs. Georgia.....	May 11, 2013 (W, 8-3)
8,242	vs. Texas A&M.....	March 30, 2013 (W, 6-3)
8,242	vs. Clemson.....	March 3, 2013 (W, 8-0)
8,242	vs. Liberty.....	February 15, 2013 (W, 4-3)
8,242	vs. Oklahoma (NCAA Super Regional).....	June 10-11, 2012 (W, 5-1)
8,242	vs. Oklahoma (NCAA Super Regional).....	June 9, 2012 (W, 5-0)
8,242	vs. Clemson (NCAA Regional).....	June 3, 2012 (W, 4-3)
8,242	vs. Clemson (NCAA Regional).....	June 2, 2012 (W, 5-4, 12 inn.)
8,242	vs. LSU.....	May 19, 2012 (L, 3-2, 10 inn.)
8,242	vs. LSU.....	May 18, 2012 (W, 5-4)
8,242	vs. Alabama.....	April 28, 2012 (W, 9-1)
8,242	vs. Alabama.....	April 27, 2012 (W, 12-11)
8,242	vs. Mississippi State.....	April 14, 2012 (W, 5-3)
8,242	vs. Tennessee.....	April 6, 2012 (L, 5-4)
8,242	vs. Florida.....	March 24, 2012 (L, 5-4)
8,242	vs. Florida.....	March 23, 2012 (L, 8-2)
8,242	vs. Florida.....	March 22, 2012 (W, 9-3)
8,242	vs. Clemson.....	March 3, 2012 (W, 9-6)
8,242	vs. VMI.....	February 17, 2012 (W, 2-1)
8,242	vs. Connecticut (NCAA Super Regional).....	June 12, 2011 (W, 8-2)
8,242	vs. Connecticut (NCAA Super Regional).....	June 11, 2011 (W, 5-1)
8,242	vs. Auburn.....	April 30, 2011 (W, 10-2)
8,242	vs. Vanderbilt.....	April 17, 2011 (W, 5-3)
8,242	vs. Vanderbilt.....	April 16, 2011 (L, 6-4)
8,242	vs. Vanderbilt.....	April 15, 2011 (W, 3-1)
8,242	vs. Kentucky.....	April 2, 2011 (W, 4-3, 10 inn.)
8,242	vs. Clemson.....	March 4, 2011 (W, 6-3)
8,242	vs. Santa Clara.....	February 19, 2011 (W, 2-1)
8,242	vs. Santa Clara.....	February 18, 2011 (W, 12-5)
8,242	vs. Florida.....	May 21, 2010 (L, 5-2)

South Carolina All-Time record in sellouts at Founders Park (38-17)

TOP 10 THREE-GAME SERIES ATTENDANCE MARKS AT FOUNDERS

24,726	vs. Florida (all three sellouts).....	April 11-13, 2014
24,726	vs. Florida (all three sellouts).....	March 22-24, 2012
24,726	vs. Vanderbilt (all three sellouts).....	April 15-17, 2011
24,558	vs. Alabama (two sellouts).....	April 25-27, 2014
24,501	vs. UNCG (two sellouts).....	February 17-19, 2017
24,398	vs. LSU (two sellouts).....	May 18-19, 2012
24,278	vs. Auburn (one sellout).....	April 29-May 1, 2011
24,204	vs. Alabama.....	April 30-May 2, 2010
24,186	vs. Georgia.....	March 18-20, 2011
23,991	vs. LSU (two sellouts).....	May 14-16, 2015

Won 10 or more consecutive games.....	March 1, 2020-March 10, 2021 (16)
Lost five or more consecutive games.....	March 12-March 20, 2021 (6)
Scored 20 or more runs in a game.....	22, June 5, 2016 vs. Rhode Island (NCAA Columbia Regional)
Scored 10+ Runs in an inning.....	10 in the 3rd inning vs. Valparaiso, March 9, 2010
Did not strikeout.....	April 7, 2015 vs. Appalachian State
Hit consecutive home runs.....	Wes Clarke and Andrew Eyster (2nd inning vs. Florida, March 28, 2021)
Turned a triple play.....	at Georgia, April 9, 1999 (Jeffcoat to Rios to Lambert)
Shut out consecutive opponents.....	vs. Mercer, March 6-7, 2021 (W, 4-0, W, 1-0)
Shut out the opponent.....	vs. Mercer (1-0) (March 7, 2021)
Was shut out by the opponent at home.....	vs. North Carolina A&T (0-2) March 26, 2019
Was shut out by the opponent on the road.....	at Vanderbilt (0-5) March 20, 2021
Was shut out in two consecutive games.....	at Arkansas (0-2, 0-3) April 14, 2018
Swept a conference doubleheader.....	at Georgia (5-0, 8-7) April 25, 2010
Was swept in a conference doubleheader.....	vs. Vanderbilt (3-9, 2-6) May 5, 2019
Swept a conference series at home.....	vs. Florida, March 26-28, 2021
Swept a conference series on the road.....	at Tennessee, March 17-19, 2017
Was swept in a conference series at home.....	vs. Vanderbilt, May 3-5, 2019
Was swept in a conference series on the road.....	at Missouri, April 26-28, 2019
Won a conference series at home.....	vs. Florida, March 26-28, 2021
Won a conference series on the road.....	at Georgia, April 2-4, 2021
Last 1-0 win.....	vs. Mercer, March 7, 2021
Last 1-0 loss.....	vs. UNC Greensboro, Feb. 19, 2017

Hit two home runs in a game.....	Brady Allen at Georgia, April 4, 2021
Hit three home runs in a game.....	Wes Clarke vs. Winthrop, Feb. 23, 2021
Led off game with a home run	Brady Allen at Georgia, April 4, 2021
Hit a grand slam.....	Andrew Eyster vs. Dayton, Feb. 19, 2021
Walk-off home run	Jacob Olson vs. North Carolina State, April 2, 2019
Pinch hit home run.....	Matt Williams vs. Clemson, March 2, 2018
Inside-the-park home run	Noah Campbell vs. Florida, March 17, 2018
Had seven or more RBI in a game	Wes Clarke (7) vs. Northwestern, Feb. 22, 2020
Had five or more hits in a game	Gene Cone (5) vs. Missouri, April 24, 2016
Two hits in an inning.....	Chris Cullen (7th inning) at The Citadel, April 10, 2018
Hit for the cycle	TJ Hopkins vs. Valparaiso, March 10, 2019
Had 10 or more total bases in a game	Wes Clarke (12) vs. Winthrop, Feb. 23, 2021
Stole three or more bases in a game	Noah Campbell (3) vs. Holy Cross, Feb. 14, 2020
Stole home plate	Carlos Cortes at Vanderbilt, April 27, 2018
Had a 10-game hitting streak	Luke Berryhill (10), April 11-27, 2019
Had a 15-game hitting streak	Gene Cone (31), March 1-May 6, 2016
Had a 20-game hitting streak	Gene Cone (31), March 1-May 6, 2016
Had a 25-game hitting streak	Gene Cone (31), March 1-May 6, 2016
Had 10 or more strikeouts in a game	Brannon Jordan (11) at Georgia (April 3, 2021)
Pitched a complete game.....	Brannon Jordan vs. Holy Cross, Feb. 16, 2020
Pitched a nine-inning, complete game shutout.....	Wil Crowe vs. Campbell, June 1, 2014 (NCAA Columbia Regional)
Pitched a combined shutout	
.....	Julian Bosnic (5.2), Jack Mahoney (2.1) and Brett Kerry (1.0) vs. Mercer, March 7, 2021
Pitched a no-hitter	Colby Holmes, Forrest Koumas, Josh Knab vs. Albany, Feb. 24, 2013

SEASON/CAREER HIGHS

#2 Jalen Vasquez

Season/Career High.....
 2, vs. Davidson (3/17/21)..... At Bats
 Runs
 Hits
 RBI
 1, vs. Davidson (3/17/21)..... Walks

#3 Braylen Wimmer

Season High..... **Career High**
 7, vs. Florida (3/26/21)..... At Bats..... 7, vs. Florida (3/26/21)
 2, 2x, last vs. Winthrop (2/23/21)..... Runs.. 2, 3x, last vs. Winthrop (2/23/21)
 4, 2x, last vs. Florida (3/26/21)..... Hits..... 4, 2x, last vs. Florida (3/26/21)
 3, vs. Florida (3/26/21)..... RBI..... 3, vs. Florida (3/26/21)
 3, vs. Mercer (3/6/21)..... Walks..... 3, vs. Mercer (3/6/21)

#6 George Callil

Season High..... **Career High**
 5, 2x, last vs. Florida (3/26/21)..... At Bats..... 6, at Alabama (4/6/19)
 2, at Georgia (4/3/21)..... Runs.. 3, 2x, last vs. Presbyterian (2/19/20)
 2, 5x, last at Georgia (4/3/21)..... Hits.. 3, 2x, last vs. Presbyterian (2/19/20)
 2, vs. Florida (3/28/21)..... RBI..... 2, 4x, last vs. Florida (3/28/21)
 2, at Georgia (4/3/21)..... Walks..... 2, 2x, last at Georgia (4/3/21)

#7 Brennan Milone

Season High..... **Career High**
 5, vs. Clemson (2/28/21)..... At Bats..... 5, vs. Clemson (2/28/21)
 3, at Georgia (4/3/21)..... Runs..... 3, at Georgia (4/3/21)
 2, at Georgia (4/3/21)..... Hits..... 2, at Georgia (4/3/21)
 2, vs. Winthrop (3/2/21)..... RBI..... 2, 2x, last vs. Winthrop (3/2/21)
 3, vs. Winthrop (3/2/21)..... Walks.... 3, 2x, last vs. Winthrop (3/2/21)

#8 Jeff Heinrich

Season High..... **Career High**
 7, vs. Florida (3/26/21)..... At Bats..... 7, vs. Florida (3/26/21)
 2, vs. Florida (3/26/21)..... Runs..... 2, 3x, last vs. Florida (3/26/21)
 3, vs. Clemson (2/27/21)..... Hits..... 3, vs. Clemson (2/27/21)
 3, vs. The Citadel (3/23/21)..... RBI.. 3, 2x, last vs. The Citadel (3/23/21)
 Walks..... 1, 4x, last vs. Cornell (3/7/20)

#9 Noah Myers

Season High..... **Career High**
 4, vs. Dayton (2/19/21)..... At Bats..... 5, vs. UNF (2/25/20)
 1, 3x, last vs. The Citadel (3/10/21)..... Runs.. 2, 3x, last vs. The Citadel (3/10/20)
 1, vs. Dayton (2/19/21)..... Hits..... 4, vs. The Citadel (3/10/20)
 RBI..... 3, vs. The Citadel (3/10/20)
 1, 2x, last vs. Dayton (2/21/21)..... Walks..... 3, vs. Cornell (3/7/20)

#10 Colin Burgess

Season High..... **Career High**
 7, vs Florida (3/26/21)..... At Bats..... 7, vs Florida (3/26/21)
 2, vs Florida (3/26/21)..... Runs..... 2, 2x, last vs. Florida (3/26/21)
 4, vs. Florida (3/26/21)..... Hits..... 4, vs. Florida (3/26/21)
 3, vs. Dayton (2/19/21)..... RBI..... 3, vs. Dayton (2/19/21)
 1, 4x, last at Vanderbilt (3/21/21)..... Walks.. 1, 5x, last at Vanderbilt (3/21/21)

#11 Andrew Eyster

Season High..... **Career High**
 7, vs. Florida (3/26/21)..... At Bats..... 7, vs. Florida (3/26/21)
 2, 4x, last at Georgia (4/3/21)..... Runs.. 3, 4x, last vs. N'Western (2/22/20)
 4, vs Florida (3/26/21)..... Hits..... 4, vs Florida (3/26/21)
 4, vs. Dayton (2/19/21)..... RBI..... 4, vs. Dayton (2/19/21)
 2, at The Citadel (3/10/21)..... Walks.. 2, 7x, last at The Citadel (3/10/21)

#12 Josiah Sightler

Season High..... **Career High**
 6, vs. Florida (3/26/21)..... At Bats..... 6, vs. Florida (3/26/21)
 3, vs. Winthrop (3/2/21)..... Runs..... 3, vs. Winthrop (3/2/21)
 3, 3x, last vs. Florida (3/26/21)..... Hits..... 3, 3x, last vs. Florida (3/26/21)
 4, at The Citadel (3/10/21)..... RBI..... 4, at The Citadel (3/10/21)
 2, at Texas (3/14/21)..... Walks..... 2, at Texas (3/14/21)

#13 Michael Robinson

Season/Career High.....
 2, vs. Winthrop (3/2/21)..... At Bats
 1, vs. Winthrop (3/2/21)..... Runs
 1 at The Citadel (3/10/21)..... Hits
 RBI
 1, vs. Winthrop (3/2/21)..... Walks

#14 Joe Satterfield (*italics are at Elon*)

Season High..... **Career High**
 5, vs. Winthrop (3/2/21)..... At Bats..... 6, 7x, last at Towson (4/7/19)
 3, at The Citadel (3/10/21)..... Runs.. 3, 4x, last at The Citadel (3/10/21)
 3, vs. Winthrop (3/2/21)..... Hits..... 4, at Western Carolina (3/16/19)
 5, vs. Winthrop (3/2/21)..... RBI..... 5, 2x, last vs. Winthrop (3/2/21)
 1, at The Citadel (3/10/21)..... Walks..... 5, at William & Mary (4/21/19)

#23 Jack Mahoney

Season/Career High.....
 At Bats
 Runs
 Hits
 RBI
 Walks

#24 Brandon Fields

Season/Career High.....
 3, vs. Mercer (3/6/21)..... At Bats
 1, vs Gardner-Webb (3/30/21)..... Runs
 Hits
 RBI
 1, vs. Winthrop (3/2/21)..... Walks

#26 David Mendham

Season/Career High.....
 7, vs. Florida (3/26/21)..... At Bats
 3, vs. Winthrop (2/23/21)..... Runs
 3, vs. Clemson (2/27/21)..... Hits
 4, vs. Dayton (2/21/21)..... RBI
 2, 2x, last vs. Mercer (3/7/21)..... Walks

#28 Wes Clarke

Season High..... **Career High**
 6, vs Florida (3/26/21)..... At Bats..... 6, 2x, last vs. Florida (3/26/21)
 4, vs. Winthrop (2/23/21)..... Runs..... 4, vs. Winthrop (2/23/21)
 3, 5x, last at Georgia (4/3/21)..... Hits..... 3, 6x, last at Georgia (4/3/21)
 5, vs. Dayton (2/20/21)..... RBI..... 7, vs. Northwestern (2/22/20)
 2, 7x, last vs. The Citadel (3/23/21)..... Walks... 2, 10x, last vs. The Citadel (3/23/21)

#31 David Cromer

Season/Career High.....
 At Bats
 Runs
 Hits
 RBI
 Walks

#33 Brady Allen

Season High..... **Career High**
 6, 3x, last at Georgia (4/3/21)..... At Bats..... 6, 4x, last at Georgia (4/3/21)
 3, 2x, last vs. Dayton (2/20/21)..... Runs..... 3, vs. Cornell (3/8/20)
 3, 5x, last vs Florida (3/28/21)..... Hits..... 3, 6x, last vs Florida (3/28/21)
 4, vs Winthrop (3/2/21)..... RBI..... 4, vs Winthrop (3/2/21)
 3, at The Citadel (3/10/21)..... Walks..... 3, at The Citadel (3/10/21)

#46 Connor Cino

Season/Career High.....
 2, vs. Winthrop (3/2/21)..... At Bats
 Runs
 1, 2x, last at Texas (3/14/21)..... Hits
 1, at Texas (3/14/21)..... RBI
 Walks

#4 Jackson Phipps

Season/Career High
 2.0 vs. Gardner-Webb (3/30/21).....Innings
 3, 2x, last vs. Davidson (3/17/21)..... Hits
 3, vs. Davidson (3/17/21).....Runs
 3, vs. Davidson (3/17/21).....Earned Runs
 1, 2x, last vs. Davidson (3/17/21)..... Walks
 5, vs. Gardner-Webb (3/30/21)..... Strikeouts

#12 Josiah Sightler

Season High..... **Career High**
 3.0, vs. Winthrop (3/2/21).....Innings 3.0, vs. Winthrop (3/2/21)
 3, vs. Winthrop (3/2/21)..... Hits 3, vs. Winthrop (3/2/21)
 1, 2x, last vs. Winthrop (3/2/21).....Runs 3, vs. Mississippi State (5/17/19)
 1, 2x, last vs. Winthrop (3/2/21).....Earned Runs..... 3, vs. Mississippi State (5/17/19)
 1, 2x, last at Texas (3/14/21)..... Walks..... 2, vs. Mississippi State (5/17/19)
 4, vs. Winthrop (3/2/21)..... Strikeouts..... 4, 2x, last vs. Winthrop (3/2/21)

#15 Daniel Lloyd

Season High..... **Career High**
 2.2, 2x, last vs. Florida (3/26/21).....Innings 5.0, vs. Auburn (3/29/19)
 3, vs. Winthrop (3/2/21)..... Hits 7, at Alabama (4/5/19)
 2, 2x, last vs. Winthrop (3/2/21).....Runs 9, at Alabama (4/5/19)
 2, 2x, last vs. Winthrop (3/2/21).....Earned Runs..... 9, at Alabama (4/5/19)
 2, 2x, last vs. UNC (4/6/21)..... Walks..... 3, 4x, last vs. Kentucky (5/12/19)
 4, vs. The Citadel (3/23/21)..... Strikeouts 8, vs. Auburn (3/29/19)

#16 John Gilreath

Season High..... **Career High**
 1.1, 3x, last vs. Gard-Webb (3/30/21).....Innings..... 4.0, 4x, last vs. Georgia (3/23/18)
 2, vs Davidson (3/17/21)..... Hits 7, at Clemson (3/4/18)
 1, 2x, last vs. Gard-Webb (3/30/21).....Runs..... 6, 2x, last at Tennessee (3/22/19)
 1, 2x, last vs. Gard-Webb (3/30/21).....Earned Runs..... 6, 2x, last at Tennessee (3/22/19)
 2, vs. Winthrop (2/23/21)..... Walks..... 3, 4x, last vs. Texas A&M (4/18/19)
 2, 2x, last vs. Davidson (3/17/21)..... Strikeouts 8, vs. Princeton (3/9/18)

#20 Andrew Peters

Season High..... **Career High**
 4.0 vs. Florida (3/26/21).....Innings 4.0 vs. Florida (3/26/21)
 3, at Texas (3/14/21)..... Hits 2, vs. Cornell (3/7/20)
 2, at Georgia (4/2/21).....Runs 3, 2x, last vs. Cornell (3/7/20)
 2, at Texas (3/14/21).....Earned Runs..... 3, 2x, last vs. Cornell (3/7/20)
 3, vs. Florida (3/26/21)..... Walks 3, vs. Florida (3/26/21)
 5, 3x, last vs. Florida (3/26/21)..... Strikeouts 5, 3x, last vs. Florida (3/26/21)

#21 Magdiel Cotto

Season/Career High
 1.2, at The Citadel (3/10/21).....Innings
 2, 2x, last vs. Davidson (3/17/21)..... Hits
 2, 2x, last at The Citadel (3/10/21).....Runs
 2, at The Citadel (3/10/21).....Earned Runs
 2, vs. Winthrop (2/23/21)..... Walks
 2, vs. Dayton (2/19/21)..... Strikeouts

#23 Jack Mahoney

Season/Career High
 4.0, 2x, last vs. UNC (4/6/21).....Innings
 5, vs. Gardner-Webb (3/30/21)..... Hits
 1, 5x, last vs. UNC (4/6/21).....Runs
 1, 4x, last vs. UNC (4/6/21).....Earned Runs
 2, vs. Florida (3/26/21)..... Walks
 6, vs. Gardner-Webb (3/30/21)..... Strikeouts

#30 Brett Thomas

Season High..... **Career High**
 1.0, vs. Winthrop (3/2/21).....Innings..... 1.0, 4x, last vs. Winthrop (3/2/21)
 Hits
 1, vs Davidson (3/17/21).....Runs
 1, vs. Davidson (3/17/21).....Earned Runs.....
 2, vs. Davidson (3/17/21)..... Walks..... 2, vs. Davidson (3/17/21)
 3, vs. Winthrop (3/2/21)..... Strikeouts 3, vs. Winthrop (3/2/21)

#32 Will Sanders

Season/Career High
 8.0, at Georgia (4/4/21).....Innings
 8, at Georgia (4/4/21)..... Hits
 3, 2x, last vs. Florida (3/28/21).....Runs
 3, 2x, last vs. Florida (3/28/21).....Earned Runs
 1, 5x, last vs. Florida (3/28/21)..... Walks
 10, vs. The Citadel (3/23/21)..... Strikeouts

#37 Cam Tringali

Season High..... **Career High**
 0.1, vs Winthrop (3/2/21).....Innings 6.1, at Missouri (4/27/19)
 1, vs. Winthrop (3/2/21)..... Hits 8, at Miss. State (5/16/19)
 3, vs. Winthrop (3/2/21).....Runs 9, at Miss. State (5/16/19)
 3, vs. Winthrop (3/2/21).....Earned Runs..... 6, at Miss. State (5/16/19)
 Walks..... 3, 3x, last at Miss. State (5/16/19)
 1, vs. Winthrop (3/2/21)..... Strikeouts 7, at Furman (3/3/20)

#40 Wesley Sweatt

Season/Career High
 1.0, 2x, last vs. Davidson (3/17/21).....Innings 5.0, vs. Georgia (3/15/19)
 3, 2x, last vs. The Citadel (3/23/21)..... Hits 10, at Tennessee (3/22/19)
 2, 2x, last vs. The Citadel (3/23/21).....Runs 8, at Tennessee (3/22/19)
 2, 2x, last vs. The Citadel (3/23/21).....Earned Runs..... 6, at Tennessee (3/22/19)
 Walks..... 3, vs. Furman (5/8/19)
 2, vs. Davidson (3/17/21)..... Strikeouts 4, vs. Furman (5/8/19)

#44 Parker Coyne

Season High..... **Career High**
 1.2, vs. Davidson (3/17/21).....Innings 5.0, vs. USC Upstate (5/14/19)
 3, at Vanderbilt (3/20/21)..... Hits 7, vs. LSU (5/21/19)
 3, at Vanderbilt (3/20/21).....Runs 4, vs. LSU (5/21/19)
 3, at Vanderbilt (3/20/21).....Earned Runs..... 4, vs. LSU (5/21/19)
 1, 3x, last vs. Gard-Webb (3/30/21)..... Walks 3, vs. Gardner-Webb (3/6/19)
 5, vs Davidson (3/17/21)..... Strikeouts 6, 2x, last vs. USC Upstate (5/14/19)

#45 CJ Weins

Season/Career High
 1.0, vs. Winthrop (3/2/21).....Innings
 1, vs. Gardner-Webb (3/30/21)..... Hits
 2, vs. Winthrop (3/2/21).....Runs
 2, vs. Winthrop (3/2/21).....Earned Runs
 3, vs. Winthrop (3/2/21)..... Walks
 2, vs. Winthrop (3/2/21)..... Strikeouts

#48 Jaret Bennett (*italics are at CSU*)

Season High..... **Career High**
Innings 9.0, 2x, last vs. Kansas (2/21/20)
 Hits 12, at Charlotte (2/28/18)
Runs 10, at Charlotte (2/28/18)
Earned Runs..... 10, at Charlotte (2/28/18)
 Walks..... 4, 2x, last vs. ASU (3/6/20)
 Strikeouts 7, vs. Maryland (2/14/20)

#49 Brett Kerry

Season High..... **Career High**
 5.2, at Vanderbilt (3/21/21).....Innings 6.1, at Miss. State (5/18/19)
 5, at Georgia (4/3/21)..... Hits 7, vs. Northwestern (2/22/20)
 2, 2x, last vs. Georgia (4/3/21).....Runs 4, at Missouri (4/28/19)
 2, vs. Florida (3/28/21).....Earned Runs..... 4, at Missouri (4/28/19)
 2, vs. Clemson (2/27/21)..... Walks..... 3, 2x, last at Miss. State (5/18/19)
 10, at Vanderbilt (3/21/21)..... Strikeouts 12, vs. Holy Cross (2/15/20)

#50 Travis Luensmann

Season/Career High
 1.0, vs. Dayton (2/21/21).....Innings
 3, vs. Davidson (3/17/21)..... Hits
 4, vs. Davidson (3/17/21).....Runs
 2, 2x, last vs. Davidson (3/17/21).....Earned Runs
 1, vs. Clemson (2/28/21)..... Walks
 1, 2x, last vs. Winthrop (3/2/21)..... Strikeouts

SOUTH CAROLINA LINEUPS BY POSITION

GAME (No./time)	C	1B	2B	SS	3B	LF	CF	RF	DH
2-19 DAY (1/1)	Burgess	Mendham	Heinrich	Callil	Milone	Eyster	Myers	Allen	Clarke
2-20 DAY (2/1)	Burgess	Mendham	Heinrich	Callil	Milone	Eyster	Wimmer	Allen	Clarke
2-21 DAY (3/1)	Burgess	Mendham	Heinrich	Callil	Milone	Wimmer	Allen	Eyster	Clarke
2-23 WIN (4/1)	Clarke	Mendham	Heinrich	Callil	Milone	Eyster	Wimmer	Allen	Sightler
2-27 CLEM (2/2)	Burgess	Mendham	Heinrich	Callil	Milone	Eyster	Wimmer	Allen	Clarke
2-28 CLEM (5/1)	Burgess	Mendham	Wimmer	Callil	Milone	Sightler	Allen	Eyster	Clarke
3-2 WIN (6/1)	Clarke	Mendham	Satterfield	Callil	Milone	Eyster	Wimmer	Allen	Sightler (P)
3-5 MER (5/2)	Burgess	Mendham	Wimmer	Callil	Milone	Sightler	Allen	Eyster	Clarke
3-6 MER (7/1)	Clarke	Mendham	Wimmer	Callil	Satterfield	Eyster	Fields	Allen	Sightler
3-7 MER (8/1)	Burgess	Mendham	Wimmer	Callil	Satterfield	Sightler	Allen	Eyster	Clarke
3-10 CIT (6/2)	Clarke	Mendham	Satterfield	Callil	Milone	Eyster	Wimmer	Allen	Sightler (P)
3-12 TEX (9/1)	Burgess	Mendham	Wimmer	Callil	Satterfield	Sightler	Allen	Eyster	Clarke
3-13 TEX (10/1)	Burgess	Wimmer	Heinrich	Callil	Milone	Sightler	Allen	Eyster	Clarke
3-14 TEX (6/3)	Clarke	Mendham	Satterfield	Callil	Milone	Eyster	Wimmer	Allen	Sightler
3-16 DAV (11/1)	Clarke	Mendham	Vasquez	Callil	Heinrich	Eyster	Wimmer	Allen	Sightler
3-19 VAN (12/1)	Burgess	Mendham	Wimmer	Callil	Heinrich	Sightler	Allen	Eyster	Clarke
3-20 VAN (5/2)	Burgess	Mendham	Wimmer	Callil	Milone	Sightler	Allen	Eyster	Clarke
3-21 VAN (5/3)	Burgess	Mendham	Wimmer	Callil	Milone	Sightler	Allen	Eyster	Clarke
3-23 CIT (12/2)	Burgess	Mendham	Wimmer	Callil	Heinrich	Sightler	Allen	Eyster	Clarke
3-26 FLA (12/3)	Burgess	Mendham	Wimmer	Callil	Heinrich	Sightler	Allen	Eyster	Clarke
3-27 FLA (12/4)	Burgess	Mendham	Wimmer	Callil	Heinrich	Sightler	Allen	Eyster	Clarke
3-28 FLA (13/1)	Burgess	Clarke	Wimmer	Callil	Heinrich	Sightler	Allen	Eyster	Milone
3-30 GWU (14/1)	Clarke	Mendham	Wimmer	Callil	Heinrich	Sightler	Allen	Satterfield	Eyster
4-2 GA (12/5)	Burgess	Mendham	Wimmer	Callil	Heinrich	Sightler	Allen	Eyster	Clarke
4-3 GA (5/4)	Burgess	Mendham	Wimmer	Callil	Milone	Sightler	Allen	Eyster	Clarke
4-4 GA (5/5)	Burgess	Mendham	Wimmer	Callil	Milone	Sightler	Allen	Eyster	Clarke
4-6 UNC (15/1)	Clarke	Mendham	Heinrich	Callil	Milone	Sightler	Allen	Eyster	Burgess
4-9 MIZ									
4-10 MIZ									
4-11 MIZ									
4-13 CSU									
4-15 LSU									
4-16 LSU									
4-17 LSU									
4-22 ARK									
4-23 ARK									
4-24 ARK									
4-27 CIT									
4-30 OM									
5-1 OM									
5-2 OM									
5-4 UNF									
5-7 MSU									
5-8 MSU									
5-9 MSU									
5-11 CLEM									
5-14 UK									
5-15 UK									
5-16 UK									
5-18 ASU									
5-20 TENN									
5-21 TENN									
5-22 TENN									

SOUTH CAROLINA LINEUPS BY BATTING ORDER

GAME (No./time)	1	2	3	4	5	6	7	8	9
2-19 DAY (1/1)	Allen	Milone	Clarke	Mendham	Eyster	Heinrich	Burgess	Myers	Callil
2-20 DAY (2/1)	Allen	Milone	Clarke	Eyster	Mendham	Heinrich	Burgess	Wimmer	Callil
2-21 DAY (3/1)	Allen	Wimmer	Clarke	Mendham	Eyster	Milone	Burgess	Heinrich	Callil
2-23 WIN (4/1)	Allen	Wimmer	Clarke	Mendham	Eyster	Sightler	Milone	Heinrich	Callil
2-27 CLEM (5/1)	Allen	Wimmer	Clarke	Eyster	Mendham	Burgess	Milone	Heinrich	Callil
2-28 CLEM (6/1)	Allen	Milone	Clarke	Mendham	Eyster	Sightler	Burgess	Wimmer	Callil
3-2 WIN (7/1)	Allen	Milone	Clarke	Mendham	Eyster	Sightler	Wimmer	Satterfield	Callil
3-5 MER (8/1)	Allen	Sightler	Clarke	Eyster	Mendham	Burgess	Wimmer	Milone	Callil
3-6 MER (9/1)	Allen	Sightler	Clarke	Mendham	Eyster	Wimmer	Satterfield	Fields	Callil
3-7 MER (10/1)	Allen	Sightler	Clarke	Mendham	Eyster	Wimmer	Satterfield	Burgess	Callil
3-10 CIT (11/1)	Allen	Wimmer	Clarke	Sightler	Eyster	Mendham	Satterfield	Milone	Callil
3-12 TEX (12/1)	Allen	Satterfield	Clarke	Sightler	Eyster	Mendham	Burgess	Wimmer	Callil
3-13 TEX (13/1)	Allen	Heinrich	Clarke	Sightler	Eyster	Wimmer	Milone	Burgess	Callil
3-14 TEX (14/1)	Allen	Satterfield	Clarke	Sightler	Eyster	Wimmer	Mendham	Milone	Callil
3-16 DAV (15/1)	Allen	Wimmer	Clarke	Sightler	Eyster	Mendham	Heinrich	Vasquez	Callil
3-19 VAN (16/1)	Wimmer	Allen	Sightler	Clarke	Eyster	Mendham	Heinrich	Burgess	Callil
3-20 VAN (17/1)	Wimmer	Allen	Sightler	Clarke	Mendham	Eyster	Milone	Burgess	Callil
3-21 VAN (18/1)	Allen	Wimmer	Sightler	Clarke	Mendham	Eyster	Milone	Burgess	Callil
3-23 CIT (19/1)	Allen	Wimmer	Sightler	Clarke	Mendham	Eyster	Heinrich	Burgess	Callil
3-26 FLA (19/2)	Allen	Wimmer	Sightler	Clarke	Mendham	Eyster	Heinrich	Burgess	Callil
3-27 FLA (20/1)	Allen	Wimmer	Sightler	Clarke	Eyster	Mendham	Heinrich	Burgess	Callil
3-28 FLA (21/1)	Allen	Wimmer	Sightler	Clarke	Eyster	Heinrich	Milone	Burgess	Callil
3-30 GW (22/1)	Allen	Wimmer	Sightler	Clarke	Eyster	Mendham	Heinrich	Satterfield	Callil
4-2 GA (19/3)	Allen	Wimmer	Sightler	Clarke	Eyster	Mendham	Heinrich	Burgess	Callil
4-3 GA (23/1)	Allen	Wimmer	Sightler	Clarke	Eyster	Mendham	Milone	Burgess	Callil
4-4 GA (23/2)	Allen	Wimmer	Sightler	Clarke	Eyster	Mendham	Milone	Burgess	Callil
4-6 UNC (24/1)	Allen	Burgess	Sightler	Clarke	Eyster	Mendham	Milone	Heinrich	Callil
4-9 MIZ									
4-10 MIZ									
4-11 MIZ									
4-13 CSU									
4-15 LSU									
4-16 LSU									
4-17 LSU									
4-22 ARK									
4-23 ARK									
4-24 ARK									
4-27 CIT									
4-30 OM									
5-1 OM									
5-2 OM									
5-4 UNF									
5-7 MSU									
5-8 MSU									
5-9 MSU									
5-14 UK									
5-15 UK									
5-16 UK									
5-18 ASU									
5-20 TENN									
5-21 TENN									
5-22 TENN									

SOUTH CAROLINA PITCHERS BY THE NUMBERS

#18 Julian Bosnic - R-Fr. LHP

2020 SEASON

Date	Opponent	GS	IP	H	R	ER	BB	SO	W-L	S
2-15-20	Holy Cross		0.2	0	0	0	3	0	0-0	0
2-25-20	UNF		2.2	0	0	0	1	2	1-0	0
3-6-20	Cornell		1.0	0	0	0	1	2	1-0	0
3-10-20	The Citadel		2.1	0	0	0	3	3	2-0	0

2021 SEASON

Date	Opponent	GS	IP	H	R	ER	BB	SO	W-L	S
2-21-21	Dayton	*	3.1	0	1	1	4	9	0-0	0
2-27-21	Clemson		1.0	0	0	0	0	3	0-0	0
3-7-21	Mercer	*	5.2	0	0	0	4	9	1-0	0
3-14-21	Texas	*	3.0	4	6	4	4	3	1-1	0
3-21-21	Vanderbilt	*	3.1	4	5	5	2	6	1-1	0
3-26-21	Florida		2.0	1	1	1	0	5	2-1	0
3-28-21	Florida		3.0	1	0	0	0	5	2-1	0
4-2-21	Georgia		0.1	2	1	1	1	1	2-1	0
4-4-21	Georgia		1.0	0	0	0	0	1	2-1	1
4-6-21	North Carolina		2.0	3	1	1	0	2	2-2	1

#21 Magdiel Cotto - Fr. LHP

2021 SEASON

Date	Opponent	GS	IP	H	R	ER	BB	SO	W-L	S
2-19-21	Dayton		1.0	0	0	0	0	2	0-0	0
2-23-21	Winthrop		0.1	1	2	1	2	0	0-0	0
3-2-21	Winthrop		1.0	0	0	0	0	1	0-0	0
3-10-21	The Citadel		1.2	2	2	2	0	0	0-0	0
3-17-21	Davidson		1.0	2	0	0	0	1	0-0	0

#44 Parker Coyne - Jr. RHP

2018 SEASON

Date	Opponent	GS	IP	H	R	ER	BB	SO	W-L	S
2-21-18	Winthrop		1.0	1	0	0	0	1	0-0	0
2-23-18	Charleston So.		1.0	0	0	0	0	2	0-0	0
3-3-18	Clemson		0.2	0	0	0	1	0	0-0	0
3-14-18	Harvard		1.2	0	0	0	2	4	1-0	0
3-16-18	Florida		1.0	0	0	0	0	0	1-0	0
3-18-18	Florida		1.0	0	0	0	1	3	1-0	0
3-20-18	The Citadel		2.0	1	1	1	0	3	1-1	0
3-25-18	Georgia		1.2	0	0	0	1	0	1-1	0
3-27-18	Davidson		0.1	0	0	0	0	0	1-1	0
3-29-18	Tennessee		0.2	0	0	0	1	1	1-1	0
3-30-18	Tennessee		0.2	1	1	0	1	0	1-1	0
4-3-18	North Carolina		0.0	0	0	0	1	0	1-1	0
4-10-18	The Citadel		2.0	1	1	1	2	1	1-1	0
4-17-18	Presbyterian		2.1	2	1	1	0	3	1-1	0
4-21-18	LSU		1.1	3	4	4	1	1	1-1	0
4-29-18	Vanderbilt		0.1	1	0	0	0	0	1-1	0
5-9-18	Charleston		0.2	2	0	0	0	0	1-1	0
5-23-18	Arkansas		2.2	2	3	1	2	6	1-1	0
6-11-18	Arkansas		1.2	1	0	0	0	1	1-1	0

2019 SEASON

Date	Opponent	GS	IP	H	R	ER	BB	SO	W-L	S
2-19-19	Winthrop		3.0	1	0	0	0	6	1-0	0
2-23-19	Utah Valley		0.0	0	0	0	1	0	1-0	0
2-26-19	App State		1.2	3	0	0	0	4	2-0	0
3-2-19	Clemson		1.0	4	3	3	1	1	2-0	0
3-6-19	Gardner-Webb		1.1	1	0	0	3	1	2-0	0
3-12-19	The Citadel		0.0	1	0	0	1	0	2-0	0
3-19-19	Furman		0.0	3	3	3	0	0	2-0	0
3-22-19	Tennessee		1.0	1	1	1	0	2	2-0	0
4-5-19	Alabama		1.0	2	0	0	0	2	2-0	0
4-18-19	Texas A&M		2.0	0	0	0	1	2	2-0	0
4-27-19	Missouri		1.0	3	2	2	0	2	2-0	0
5-3-19	Vanderbilt		2.2	1	1	1	1	3	2-0	0
5-8-19	Furman		2.2	0	0	0	2	2	2-0	0
5-14-19	USC Upstate	*	5.0	3	0	0	0	6	2-0	0
5-18-19	Miss. State		1.2	3	1	1	1	3	2-0	1
5-21-19	LSU		1.2	7	4	4	1	1	2-1	1

2020 SEASON

Date	Opponent	GS	IP	H	R	ER	BB	SO	W-L	S
2-15-20	Holy Cross		1.0	0	0	0	2	2	0-0	0
2-21-20	Northwestern		0.2	1	1	1	2	2	0-0	0
2-25-20	UNF		1.1	2	1	1	1	2	0-0	0

3-3-20	Furman	*	4.0	3	1	1	2	4	0-0	0
3-10-20	The Citadel	*	1.0	3	1	1	1	3	0-0	0

2021 SEASON

Date	Opponent	GS	IP	H	R	ER	BB	SO	W-L	S
3-2-21	Winthrop		1.0	0	0	0	0	0	0-0	0
3-12-21	Texas		0.1	0	0	0	1	0	0-0	0
3-17-21	Davidson		1.2	0	0	0	1	5	0-0	0
3-20-21	Vanderbilt		1.0	3	3	3	0	2	0-0	0
3-30-21	Gardner-Webb		0.2	0	0	0	1	1	0-0	0

#34 Thomas Farr - Jr. RHP

2020 SEASON

Date	Opponent	GS	IP	H	R	ER	BB	SO	W-L	SV
2-19-20	Presbyterian	*	4.2	3	2	2	2	5	1-0	0
2-29-20	Clemson	*	5.0	2	2	1	1	3	2-0	0
3-7-20	Cornell	*	6.0	1	0	0	2	6	3-0	0

2021 SEASON

Date	Opponent	GS	IP	H	R	ER	BB	SO	W-L	SV
2-19-21	Dayton	*	6.0	5	1	1	2	8	1-0	0
2-27-21	Clemson	*	6.0	5	1	1	1	7	1-0	0
3-5-21	Mercer	*	5.1	6	1	1	3	5	2-0	0
3-12-21	Texas	*	6.0	7	1	1	1	10	2-0	0
3-19-21	Vanderbilt	*	6.0	4	3	3	3	9	2-1	0
3-26-21	Florida	*	4.1	4	5	4	6	6	2-1	0
4-2-21	Georgia	*	5.2	6	2	2	0	7	2-1	0

#16 John Gilreath - Jr. LHP

2018 SEASON

Date	Opponent	GS	IP	H	R	ER	BB	SO	W-L	SV
2-16-18	VMI		4.0	3	0	0	0	4	0-0	0
2-20-18	North Florida	*	4.0	1	0	0	1	4	0-0	0
2-25-18	Charleston So.		3.1	1	0	0	0	2	0-0	0
3-3-18	Clemson	*	3.2	7	6	6	3	5	0-0	0
3-9-18	Princeton		4.0	4	1	1	2	8	0-0	1
3-17-18	Florida		0.2	2	3	3	2	0	0-0	1
3-23-18	Georgia	*	4.0	6	3	3	1	2	0-0	1
3-27-18	Davidson		0.0	2	2	2	0	0	0-0	1
3-29-18	Tennessee		1.0	0	0	0	0	0	0-0	1
3-30-18	Tennessee		0.1	2	0	0	0	1	0-0	1
4-3-18	North Carolina		0.2	0	0	0	1	1	0-0	1
4-6-18	Kentucky		1.0	3	1	1	0	1	0-0	1
4-8-18	Kentucky		1.0	1	1	1	0	1	0-0	1
4-14-18	Arkansas		0.1	0	0	0	0	0	0-0	1
4-17-18	Presbyterian		1.1	0	0	0	1	2	0-0	1
4-29-18	Vanderbilt		0.0	0	0	0	0	0	0-0	1
5-9-18	Charleston		2.1	0	0	0	2	3	0-0	1
5-11-18	Missouri		1.2	1	0	0	1	3	0-0	1
5-17-18	Texas A&M		0.2	0	0	0	0	0	0-0	1
5-22-18	Missouri		0.1	0	0	0	2	1	0-0	1
5-23-18	Arkansas		1.1	1	0	0	0	3	0-0	1
5-24-18	LSU		2.1	1	3	0	1	1	0-1	1
6-9-18	Arkansas		1.2	3	1	0	0	2	0-1	1
6-11-18	Arkansas		0.1	1	2	2	1	0	0-1	1

2019 SEASON

Date	Opponent	GS	IP	H	R	ER	BB	SO	W-L	SV
2-15-19	Liberty		1.0	0	1	0	0	2	0-1	0
2-17-19	Liberty		0.1	0	0	0	0	0	0-0	0
2-23-19	Utah Valley		0.2	1	0	0	0	1	1-1	0
2-26-19	App State	*	2.0	3	1	1	0	1	1-1	0
3-5-19	The Citadel		2.2	1	0	0	0	4	1-1	0
3-8-19	Valpo		2.2	3	1	1	2	3	2-1	0
3-12-19	The Citadel		1.2	4	4	4	2	2	2-1	0
3-15-19	Georgia		0.1	1	1	1	2	0	2-1	0
3-19-19	Furman		1.2	2	1	1	0	1	2-1	0
3-22-19	Tennessee		3.2	6	6	6	3	2	2-1	0
4-2-19	N.C. State		3.0	3	3	2	3	2	2-1	0
4-9-19	Charlotte		2.0	0	0	0	0	0	2-1	0
4-13-19	Florida		1.2	1	1	1	1	2	2-1	0
4-16-19	N. Carolina		2.1	1	0	0	0	4	2-1	0
4-18-19	Texas A&M		0.2	2	4	4	3	0	2-1	0
4-27-19	Missouri		0.2	2	2	0	2	0	2-1	0

2020 SEASON

Date	Opponent	GS	IP	H	R	ER	BB	SO	W-L	SV
------	----------	----	----	---	---	----	----	----	-----	----

2 NCAA Championships, 3 SEC Championships, 7 SEC East Titles, 31 NCAA Appearances

2-19-20	Presbyterian	0.1	0	0	0	0	1	0-0	0
2-22-20	Northwestern	1.0	2	0	0	0	3	0-0	0
2-25-20	UNF	2.0	2	1	0	2	2	0-0	0
3-7-20	Cornell	1.0	0	0	0	0	2	0-0	0
3-10-20	The Citadel	1.1	0	0	0	1	1	0-0	0

2021 SEASON

Date	Opponent	GS	IP	H	R	ER	BB	SO	W-L	SV
2-20-21	Dayton		1.0	0	0	0	1	0	0-0	0
2-23-21	Winthrop		1.1	0	0	0	2	2	1-0	0
3-12-21	Texas		0.2	1	0	0	0	0	1-0	0
3-13-21	Texas		0.0	0	0	0	1	0	1-0	0
3-17-21	Davidson		1.1	2	1	1	1	2	1-0	0
3-30-21	Gardner-Webb		1.1	1	1	1	0	0	1-0	0

#22 Brannon Jordan - Jr. RHP**2020 SEASON**

Date	Opponent	GS	IP	H	R	ER	BB	SO	W-L	S
2-16-20	Holy Cross	*	5.0	2	0	0	0	9	1-0	0
2-23-20	Northwestern	*	6.0	2	2	2	3	9	1-0	0
3-1-20	Clemson	*	5.0	1	1	1	5	4	1-0	0
3-8-20	Cornell	*	5.0	2	1	1	1	10	2-0	0

2021 SEASON

Date	Opponent	GS	IP	H	R	ER	BB	SO	W-L	S
2-20-21	Dayton	*	4.0	2	4	3	4	4	0-0	0
2-28-21	Clemson	*	4.0	3	2	2	4	8	0-0	0
3-6-21	Mercer	*	5.0	1	0	0	3	11	1-0	0
3-13-21	Texas	*	5.0	3	2	2	2	6	1-1	0
3-20-21	Vanderbilt	*	5.0	3	2	2	3	9	1-2	0
3-27-21	Florida	*	7.0	5	1	0	1	9	2-2	0
4-3-21	Georgia	*	6.2	1	5	4	3	11	3-2	0

#49 Brett Kerry - So. RHP**2019 SEASON**

Date	Opponent	GS	IP	H	R	ER	BB	SO	W-L	S
2-16-19	Liberty		1.0	0	0	0	0	2	0-0	0
2-17-19	Liberty		2.0	0	0	0	0	3	1-0	0
2-22-19	Utah Valley		2.0	2	0	0	0	4	2-0	0
2-26-19	App State		1.0	0	0	0	0	2	2-0	1
3-1-19	Clemson		3.1	2	0	0	0	7	2-0	2
3-10-19	Valpo	*	5.0	6	3	3	0	6	2-0	2
3-17-19	Georgia		4.1	3	3	3	1	4	2-1	2
3-23-19	Tennessee		2.0	2	0	0	3	5	2-1	3
3-26-19	N.C. A&T		0.2	0	0	0	0	1	2-1	3
3-30-19	Auburn		2.0	1	0	0	0	2	2-1	3
3-31-19	Auburn		3.0	1	0	0	0	1	2-1	3
4-6-19	Alabama		5.2	2	0	0	1	4	3-1	3
4-12-19	Florida		2.1	6	2	2	1	2	3-1	3
4-16-19	N. Carolina		0.2	0	0	0	0	1	3-1	4
4-20-19	Texas A&M		3.0	1	0	0	0	4	3-1	5
4-20-19	Texas A&M		0.1	1	1	1	0	0	3-1	5
4-28-19	Missouri		4.1	6	4	4	2	4	3-1	5
5-5-19	Vanderbilt		0.2	1	0	0	1	1	3-1	5
5-5-19	Vanderbilt		4.2	3	2	2	1	2	3-1	5
5-10-19	Kentucky		1.0	0	0	0	0	1	3-1	6
5-11-19	Kentucky		3.0	1	0	0	0	5	3-1	7
5-18-19	Miss. State	*	6.1	5	2	2	3	4	4-1	7

2020 SEASON

Date	Opponent	GS	IP	H	R	ER	BB	SO	W-L	S
2-15-20	Holy Cross	*	5.0	5	3	3	0	12	1-0	0
2-22-20	Northwestern	*	6.0	7	3	3	1	3	2-0	0
2-29-20	Clemson		0.2	0	0	0	2	1	2-0	1
3-1-20	Clemson		1.1	1	0	0	0	1	2-0	1
3-8-20	Cornell		1.0	0	0	0	0	1	2-0	1
3-10-20	The Citadel		1.0	0	0	0	0	0	2-0	1

2021 SEASON

Date	Opponent	GS	IP	H	R	ER	BB	SO	W-L	S
2-21-21	Dayton		2.0	2	0	0	1	4	1-0	0
2-27-21	Clemson		3.0	2	1	1	2	6	1-0	0
3-6-21	Mercer		1.0	1	0	0	0	3	1-0	0
3-7-21	Mercer		1.0	1	0	0	0	3	1-0	1
3-14-21	Texas		1.1	0	0	0	0	2	1-0	1
3-21-21	Vanderbilt		5.2	3	0	0	0	10	2-0	1
3-27-21	Florida		2.0	0	0	0	0	3	2-0	2
3-28-21	Florida		2.0	3	2	2	1	3	2-0	2
4-3-21	Georgia		2.1	5	2	1	1	4	2-0	2

#15 Daniel Lloyd - So. RHP**2019 SEASON**

Date	Opponent	GS	IP	H	R	ER	BB	SO	W-L	SV
2-16-19	Liberty		0.2	0	0	0	0	0	0-0	0
2-19-19	Winthrop		0.0	0	0	0	1	0	0-0	0
3-2-19	Clemson		2.1	1	2	2	1	4	0-0	0
3-9-19	Valpo		0.1	0	0	0	0	0	1-0	0
3-12-19	The Citadel	*	2.1	3	1	1	1	3	2-0	0
3-16-19	Georgia		0.1	1	2	0	1	0	2-1	0
3-19-19	Furman	*	2.1	1	1	1	3	2	2-1	0
3-29-19	Auburn	*	5.0	6	3	3	2	8	2-2	0
4-5-19	Alabama	*	3.0	7	9	9	3	4	2-3	0
4-11-19	Florida		1.0	2	2	2	1	0	2-3	0
4-16-19	N. Carolina	*	2.0	2	0	0	2	1	2-3	0
4-23-19	Charleston So.	*	3.2	4	3	1	1	7	3-3	0
5-3-19	Vanderbilt	*	3.1	6	6	6	3	3	3-3	0
5-12-19	Kentucky	*	3.0	4	2	2	3	1	3-4	0
5-16-19	Miss. State		0.0	2	4	4	0	0	3-4	0

2020 SEASON

Date	Opponent	GS	IP	H	R	ER	BB	SO	W-L	SV
2-15-20	Holy Cross		0.1	0	0	0	0	0	0-0	1
2-21-20	Northwestern		2.0	1	3	3	2	2	0-1	1
2-23-20	Northwestern		2.0	1	0	0	1	3	0-1	1
2-29-20	Clemson		0.2	1	1	1	1	1	0-1	1
3-1-20	Clemson		1.1	3	2	2	0	2	0-2	1
3-6-20	Cornell		0.2	0	0	0	1	2	0-2	1
3-8-20	Cornell		1.0	2	0	0	0	1	0-2	1
3-10-20	The Citadel		1.0	0	0	0	0	2	0-2	1

2021 SEASON

Date	Opponent	GS	IP	H	R	ER	BB	SO	W-L	SV
2-21-21	Dayton		2.2	1	0	0	0	3	0-0	0
2-23-21	Winthrop		1.0	0	0	0	1	2	0-0	0
2-28-21	Clemson		0.0	2	2	2	1	0	0-0	0
3-2-21	Winthrop		1.0	3	2	2	1	1	0-0	0
3-13-21	Texas		0.1	0	0	0	0	0	0-0	0
3-17-21	Davidson		1.0	0	0	0	1	2	0-0	0
3-20-21	Vanderbilt		1.1	0	0	0	1	2	0-0	0
3-23-21	The Citadel		2.0	1	0	0	0	4	0-0	0
3-26-21	Florida		2.2	2	1	1	2	2	0-0	0
3-30-21	Gardner-Webb		0.2	0	0	0	0	1	0-0	0
4-6-21	North Carolina		2.0	0	1	1	2	1	0-0	0

#50 Travis Luensmann - Fr. RHP**2021 SEASON**

Date	Opponent	GS	IP	H	R	ER	BB	SO	W-L	SV
2-21-21	Dayton		1.0	0	0	0	0	1	0-0	0
2-28-21	Clemson		0.1	1	2	2	1	0	0-0	0
3-2-21	Winthrop		0.2	0	0	0	0	1	0-0	0
3-17-21	Davidson		0.1	3	4	2	0	0	0-1	0

#23 Jack Mahoney - Fr. RHP**2021 SEASON**

Date	Opponent	GS	IP	H	R	ER	BB	SO	W-L	SV
2-19-21	Dayton		1.0	0	0	0	0	1	0-0	0
2-23-21	Winthrop		1.2	1	1	0	0	4	0-0	0
2-28-21	Clemson		1.2	2	1	1	0	1	0-0	0
3-5-21	Mercer		1.0	0	0	0	0	1	0-0	0
3-7-21	Mercer		2.1	1	0	0	0	4	0-0	0
3-12-21	Texas		1.0	1	0	0	1	3	0-0	0
3-13-21	Texas		1.2	1	0	0	1	1	0-0	0
3-19-21	Vanderbilt		0.2	0	0	0	1	0	0-0	0
3-26-21	Florida		1.0	1	1	1	2	1	0-0	0
3-30-21	Gardner-Webb	*	4.0	5	1	1	0	6	1-0	0
4-6-21	North Carolina	*	4.0	6	1	1	0	4	1-0	0

#20 Andrew Peters - Jr. RHP**2020 SEASON**

Date	Opponent	GS	IP	H	R	ER	BB	SO	W-L	S
2-19-20	Presbyterian		1.0	0	0	0	1	1	0-0	0
2-25-20	UNF	*	1.0	1	3	3	2	3	0-0	0
3-7-20	Cornell		0.1	2	3	3	2	0	0-0	0

2021 SEASON

Date	Opponent	GS	IP	H	R	ER	BB	SO	W-L	S
2-20-21	Dayton		2.0	0	0	0	0	3	1-0	0
2-23-21	Winthrop		0.1	0	0	0	0	0	1-0	0

2 NCAA Championships, 3 SEC Championships, 7 SEC East Titles, 31 NCAA Appearances

2-28-21	Clemson	2.0	1	0	0	0	4	1-0	0
3-5-21	Mercer	2.2	0	0	0	1	5	1-0	0
3-10-21	The Citadel	2.2	1	1	1	1	5	2-0	0
3-14-21	Texas	1.0	3	2	2	0	1	2-0	0
3-19-21	Vanderbilt	1.1	1	0	0	0	4	2-0	0
3-23-21	The Citadel	1.1	1	0	0	0	1	2-0	0
3-26-21	Florida	4.0	1	0	0	3	5	2-0	0
4-2-21	Georgia	1.2	2	2	1	2	2	2-1	0
4-6-21	North Carolina	2.0	0	0	0	1	3	2-1	0

#4 Jackson Phipps - Fr. LHP

2021 SEASON

Date	Opponent	GS	IP	H	R	ER	BB	SO	W-L	S
2-19-21	Dayton		1.0	1	0	0	0	0	0-0	0
2-23-21	Winthrop		0.2	3	1	1	0	1	0-0	0
2-28-21	Clemson		0.1	0	0	0	0	1	0-0	0
3-6-21	Mercer		1.0	1	0	0	0	0	0-0	0
3-10-21	The Citadel		0.2	1	0	0	0	1	0-0	0
3-13-21	Texas		0.1	0	1	1	1	0	0-0	0
3-17-21	Davidson		1.1	3	3	3	1	3	0-0	0
3-30-21	Gardner-Webb		2.0	2	1	1	0	5	0-0	0

#32 Will Sanders - Fr. RHP

2021 SEASON

Date	Opponent	GS	IP	H	R	ER	BB	SO	W-L	S
2-20-21	Dayton		1.0	0	0	0	0	0	0-0	0
2-23-21	Winthrop	*	2.2	2	0	0	0	6	0-0	0
2-27-21	Clemson		1.0	0	0	0	0	0	1-0	0
2-28-21	Clemson		0.2	0	0	0	0	0	2-0	0
3-6-21	Mercer		2.0	1	0	0	0	3	2-0	0
3-10-21	The Citadel		1.1	2	0	0	0	0	2-0	0
3-12-21	Texas		0.0	2	3	3	1	0	2-1	0
3-14-21	Texas		1.0	2	0	0	0	0	2-1	0
3-17-21	Davidson	*	1.0	0	0	0	1	1	2-1	0
3-20-21	Vanderbilt		0.2	2	0	0	1	0	2-1	0
3-23-21	The Citadel	*	5.0	1	1	1	1	10	3-1	0
3-28-21	Florida	*	4.0	2	3	2	1	6	4-1	0
4-4-21	Georgia	*	8.0	8	1	1	0	4	5-1	0

#12 Josiah Sightler - So. LHP

2019 SEASON

Date	Opponent	GS	IP	H	R	ER	BB	SO	W-L	S
5-17-19	Mississippi State		0.0	1	3	3	2	0	0-0	0

2020 SEASON

Date	Opponent	GS	IP	H	R	ER	BB	SO	W-L	S
3-7-20	Cornell		1.2	0	0	0	0	4	0-0	0
3-10-20	The Citadel		1.0	1	0	0	0	1	0-0	0

2021 SEASON

Date	Opponent	GS	IP	H	R	ER	BB	SO	W-L	S
2-20-21	Dayton		1.0	1	1	1	1	2	0-0	0
2-23-21	Winthrop		1.0	0	0	0	0	2	0-0	0
3-2-21	Winthrop	*	3.0	3	1	1	0	4	1-0	0
3-10-21	The Citadel	*	2.0	4	2	2	0	0	1-0	0
3-14-21	Texas		0.2	2	0	0	1	0	1-0	0

#40 Wesley Sweatt - Jr. LHP

2019 SEASON

Date	Opponent	GS	IP	H	R	ER	BB	SO	W-L	S
2-22-19	Utah Valley		2.0	1	0	0	0	2	0-0	0
2-24-19	Utah Valley		1.0	0	0	0	0	1	0-0	0
2-26-19	App State		2.0	0	0	0	0	1	0-0	0
3-1-19	Clemson		1.2	3	1	1	1	1	1-0	0
3-8-19	Valpo	*	4.0	3	1	1	2	3	1-0	0
3-15-19	Georgia	*	5.0	5	5	4	0	1	1-1	0
3-22-19	Tennessee	*	3.1	10	8	6	2	0	1-2	0
3-26-19	N.C. A&T		3.1	1	0	0	0	2	1-2	0
3-29-19	Auburn		1.0	1	0	0	0	0	1-2	0
4-2-19	N.C. State		2.0	3	0	0	0	2	2-2	0
4-5-19	Alabama		1.2	1	0	0	0	0	2-2	0
4-9-19	Charlotte		1.0	1	1	1	1	1	2-2	1
4-12-19	Florida		0.2	1	0	0	1	0	2-2	1
4-13-19	Florida		1.2	3	3	3	2	3	2-3	1
4-23-19	Charleston So.		1.0	1	0	0	0	1	2-3	1
4-26-19	Missouri		0.1	2	0	0	0	1	2-3	1
4-27-19	Missouri		0.0	1	2	0	0	0	2-3	1
5-8-19	Furman	*	4.0	2	2	2	3	4	2-3	1
5-12-19	Kentucky		2.1	2	0	0	0	2	2-3	1

5-14-19	USC Upstate	1.0	0	0	0	0	1	2-3	1
5-17-19	Miss. State	0.2	0	0	0	0	2	2-3	1
5-18-19	Miss. State	0.2	4	3	3	0	0	2-3	1
5-21-19	LSU	3.1	2	0	0	0	3	2-3	1

2021 SEASON

Date	Opponent	GS	IP	H	R	ER	BB	SO	W-L	S
3-10-21	The Citadel		0.2	3	2	2	0	0	0-0	0
3-14-21	Texas		1.0	0	0	0	0	0	0-0	0
3-17-21	Davidson		1.0	0	0	0	0	2	0-0	0
3-23-21	The Citadel		0.2	3	2	2	0	1	0-0	0
4-2-21	Georgia		0.1	0	0	0	0	1	0-0	0

#37 Cam Tringali - R-Fr. RHP

2019 SEASON

Date	Opponent	GS	IP	H	R	ER	BB	SO	W-L	S
2-16-19	Liberty		2.1	2	0	0	1	3	0-0	0
2-19-19	Winthrop		2.0	2	2	1	0	1	0-0	0
2-23-19	Utah Valley		2.0	1	0	0	1	3	0-0	0
2-26-19	App State		2.1	0	0	0	1	3	0-0	0
3-1-19	Clemson		1.2	1	0	0	1	2	0-0	0
3-3-19	Clemson		1.1	0	0	0	0	1	0-0	0
3-6-19	Gardner-Webb		2.0	3	1	0	0	1	0-0	0
3-8-19	Valpo		2.1	2	0	0	0	2	0-0	1
3-12-19	The Citadel		1.2	5	4	4	0	2	0-0	1
3-16-19	Georgia		2.1	0	0	0	0	3	0-0	1
3-19-19	Furman		0.1	1	0	0	0	0	0-0	1
3-23-19	Tennessee		1.2	1	0	0	0	3	1-0	1
3-24-19	Tennessee		2.2	0	0	0	2	3	1-0	1
3-29-19	Auburn		2.0	2	1	1	0	5	1-0	1
3-31-19	Auburn		4.2	3	3	2	0	4	1-0	1
4-6-19	Alabama	*	4.1	4	4	4	1	2	1-0	1
4-12-19	Florida	*	6.0	4	1	1	0	3	2-0	1
4-20-19	Texas A&M	*	4.1	6	4	4	0	5	2-1	1
4-27-19	Missouri	*	6.1	5	3	3	3	6	2-2	1
5-5-19	Vanderbilt	*	1.2	4	4	4	2	0	2-3	1
5-10-19	Kentucky	*	5.2	5	4	4	3	4	2-3	1
5-16-19	Miss. State	*	4.0	8	9	6	3	2	2-4	1
5-21-19	LSU	*	3.0	4	3	3	2	1	2-4	1

2020 SEASON

Date	Opponent	GS	IP	H	R	ER	BB	SO	W-L	S
2-15-20	Holy Cross		2.0	3	1	1	0	1	0-0	0
2-23-20	Northwestern		1.0	2	1	0	0	1	0-0	0
2-28-20	Clemson		1.0	1	1	1	1	2	0-0	0
3-1-20	Clemson		0.1	2	2	2	0	0	0-0	0
3-3-20	Furman		5.0	0	0	0	0	7	1-0	0
3-10-20	The Citadel		1.1	0	0	0	1	2	1-0	0

2021 SEASON

Date	Opponent	GS	IP	H	R	ER	BB	SO	W-L	S
3-2-21	Winthrop		0.1	1	3	3	0	1	0-0	0

#30 Brett Thomas - Fr. RHP

2020 SEASON

Date	Opponent	GS	IP	H	R	ER	BB	SO	W-L	S
2-22-20	Northwestern		1.0	0	0	0	0	1	0-0	0
2-28-20	Clemson		1.0	0	0	0	0	0	0-0	0
3-6-20	Cornell		1.0	0	0	0	0	2	0-0	0
3-8-20	Cornell		1.0	0	0	0	0	2	0-0	0

2021 SEASON

Date	Opponent	GS	IP	H	R	ER	BB	SO	W-L	S
3-2-21	Winthrop		1.0	0	0	0	0	3	0-0	0
3-13-21	Texas		0.2	0	0	0	1	2	0-0	0
3-17-21	Davidson		0.1	1	1	1	2	1	0-0	0

#45 CJ Weins - Jr. RHP

2021 SEASON

Date	Opponent	GS	IP	H	R	ER	BB	SO	W-L	S
3-2-21	Winthrop		1.0	0	2	2	3	2	0-0	0
3-30-21	Gardner-Webb		0.1	1	1	0	1	0	0-0	0

Record: 19-8 Home: 13-1 Away: 5-6 Neutral: 1-1 SEC: 6-3

Player	avg	gp-gs	ab	r	h	2b	3b	hr	rbi	tb	slg%	bb	hp	so	gdp	ob%	sf	sh	sb-att	po	a	e	fld%
3 Braylen Wimmer	.337	26-25	95	19	32	10	0	5	15	57	.600	9	1	30	0	.393	2	4	2-5	44	28	3	.960
12 Josiah Sightler	.314	24-23	86	18	27	6	0	4	15	45	.523	10	4	18	1	.406	1	0	2-2	27	2	0	1.000
28 Wes Clarke	.309	27-27	94	33	29	2	0	15	33	76	.809	26	2	31	1	.460	2	0	0-0	93	6	1	.990
33 Brady Allen	.297	27-27	111	28	33	8	1	8	21	67	.604	15	2	21	1	.382	3	2	4-4	50	0	0	1.000
11 Andrew Eyster	.269	27-27	104	13	28	6	1	6	21	54	.519	8	8	37	1	.364	1	0	1-2	39	1	1	.976
26 David Mendham	.255	27-25	94	14	24	6	0	2	15	36	.383	12	0	24	1	.327	4	0	0-1	135	6	1	.993
10 Colin Burgess	.250	21-20	72	8	18	1	0	3	10	28	.389	4	6	11	0	.333	2	0	0-0	247	25	1	.996
6 George Callil	.225	27-27	89	11	20	5	0	2	8	31	.348	8	2	29	1	.300	1	5	3-3	33	41	3	.961

46 Connor Cino	.400	5-0	5	0	2	0	0	0	1	2	.400	0	0	1	0	.400	0	0	0-0	6	0	0	1.000
14 Joe Satterfield	.250	11-7	28	5	7	2	0	0	8	9	.321	1	1	5	1	.290	1	0	0-0	12	13	0	1.000
8 Jeff Heinrich	.241	16-15	58	3	14	4	0	0	8	18	.310	0	3	9	2	.274	1	4	2-3	20	16	3	.923
7 Brennan Milone	.177	19-17	62	13	11	5	0	0	5	16	.258	16	0	21	1	.346	0	0	1-1	11	19	5	.857
13 Michael Robinson	.167	8-0	6	1	1	0	0	0	0	1	.167	1	0	3	0	.286	0	0	0-0	2	6	2	.800
9 Noah Myers	.091	12-1	11	3	1	1	0	0	0	2	.182	2	1	5	1	.286	0	0	0-0	3	0	1	.750
2 Jalen Vasquez	.000	5-1	5	0	0	0	0	0	0	0	.000	1	0	4	0	.167	0	0	0-0	1	4	0	1.000
24 Brandon Fields	.000	3-1	5	1	0	0	0	0	0	0	.000	1	0	3	0	.167	0	0	0-0	2	0	0	1.000
23 Jack Mahoney	.000	1-0	1	1	0	0	0	0	0	0	.000	0	1	0	1	.500	0	0	0-0	1	4	0	1.000
Totals	.267	27	926	171	247	56	2	45	160	442	.477	114	31	252	12	.360	18	15	15-21	735	188	23	.976
Opponents	.213	27	902	110	192	33	7	20	98	299	.331	105	17	349	9	.305	6	8	25-39	716	246	26	.974

LOB - Team (217), Opp (193). DPs turned - Team (16), Opp (16). IBB - Team (6), Clarke 5, Wimmer 1, Opp (4). Picked off - Wimmer 1.

(All games Sorted by Earned run avg)

Player	era	w-l	app	gs	cg	sho	sv	ip	h	r	er	bb	so	2b	3b	hr	b/avg	wp	hp	bks	sfa	sha
32 Will Sanders	2.22	5-1	13	5	0	0/1	0	28.1	22	8	7	5	30	5	2	3	.216	2	1	0	0	0
34 Thomas Farr	2.97	2-1	7	7	0	0/0	0	39.1	37	14	13	16	52	6	0	2	.250	4	0	0	1	0
22 Brannon Jordan	3.19	3-2	7	7	0	0/1	0	36.2	18	16	13	20	58	8	0	5	.140	3	4	0	0	0

20 Andrew Peters	1.71	2-1	11	0	0	0/0	0	21.0	10	5	4	8	33	1	0	1	.135	1	0	1	1	2
49 Brett Kerry	1.77	2-0	9	0	0	0/2	2	20.1	17	5	4	5	38	1	1	2	.218	2	0	0	0	0
23 Jack Mahoney	1.80	1-0	11	2	0	0/1	0	20.0	18	5	4	5	26	2	2	0	.247	1	0	0	0	2
16 John Gilreath	3.18	1-0	6	0	0	0/0	0	5.2	4	2	2	5	4	0	0	2	.200	0	0	0	0	0
15 Daniel Lloyd	3.68	0-0	11	0	0	0/0	0	14.2	9	6	6	9	18	0	0	0	.180	0	2	1	2	1
30 Brett Thomas	4.50	0-0	3	0	0	0/0	0	2.0	1	1	1	3	6	0	0	0	.143	2	0	3	0	0
12 Josiah Sightler	4.70	1-0	5	2	0	0/0	0	7.2	10	4	4	2	8	2	0	0	.333	1	1	0	0	0
18 Julian Bosnic	4.74	2-2	10	4	0	0/1	1	24.2	15	15	13	15	44	2	0	2	.172	1	6	0	1	2
21 Magdiel Cotto	5.40	0-0	5	0	0	0/0	0	5.0	5	4	3	2	4	1	1	0	.250	0	1	0	0	0
44 Parker Coyne	5.79	0-0	5	0	0	0/0	0	4.2	3	3	3	3	8	1	1	1	.200	2	0	0	1	1
4 Jackson Phipps	7.36	0-0	8	0	0	0/1	0	7.1	11	6	6	2	11	1	0	0	.344	2	0	0	0	0
40 Wesley Sweatt	9.82	0-0	5	0	0	0/0	0	3.2	6	4	4	0	4	0	0	2	.353	0	0	0	0	0
45 CJ Weins	13.50	0-0	2	0	0	0/0	0	1.1	1	3	2	4	2	0	0	0	.167	1	0	0	0	0
50 Travis Luensmann	15.43	0-1	4	0	0	0/0	0	2.1	4	6	4	1	2	2	0	0	.333	0	0	1	0	0
37 Cam Tringali	81.00	0-0	1	0	0	0/0	0	0.1	1	3	3	0	1	1	0	0	.500	1	2	0	0	0
Totals	3.49	19-8	27	27	0	2/2	3	245.0	192	110	95	105	349	33	7	20	.213	23	17	6	6	8
Opponents	5.51	8-19	27	27	1	2/1	3	238.2	247	171	146	114	252	56	2	45	.267	16	31	2	18	15

PB - Team (4), Burgess 3, Clarke 1, Opp (4). Pickoffs - Team (3), Bosnic 1, Farr 1, Burgess 1, Opp (1). SBA/ATT - Burgess (12-22), Clarke (11-13), Bosnic (7-9), Farr (2-7), Sightler (3-4), Jordan (2-3), Sanders (1-3), Peters (3-3), Phipps (1-2), Mahoney (1-2), Kerry (2-2), Gilreath (1-1), Thomas (1-1), Luensmann (0-1), Cino (1-1), Tringali (1-1).

Record: 6-3 Home: 3-0 Away: 3-3 SEC: 6-3

Player	avg	gp-gs	ab	r	h	2b	3b	hr	rbi	tb	slg%	bb	hp	so	gdp	ob%	sf	sh	sb-att	po	a	e	fld%
3 Braylen Wimmer	.275	9-9	40	5	11	4	0	1	6	18	.450	1	0	16	0	.286	1	1	0-0	8	16	0	1.000
10 Colin Burgess	.273	9-9	33	5	9	1	0	2	4	16	.485	1	3	6	0	.342	1	0	0-0	112	12	0	1.000
33 Brady Allen	.262	9-9	42	7	11	1	0	5	9	27	.643	2	0	9	1	.295	0	1	1-1	23	0	0	1.000
26 David Mendham	.242	9-8	33	5	8	2	0	1	3	13	.394	2	0	7	0	.286	0	0	0-0	49	1	1	.980
12 Josiah Sightler	.222	9-9	36	5	8	3	0	1	4	14	.389	3	2	13	0	.317	0	0	0-0	13	0	0	1.000
11 Andrew Eyster	.206	9-9	34	5	7	0	0	3	6	16	.471	1	3	14	0	.282	1	0	0-0	15	0	1	.938
28 Wes Clarke	.200	9-9	30	6	6	0	0	3	8	15	.500	6	2	11	0	.359	1	0	0-0	5	0	1	.833
6 George Callil	.172	9-9	29	5	5	2	0	1	5	10	.345	3	2	12	1	.286	1	2	1-1	12	19	2	.939

7 Brennan Milone	.188	5-5	16	5	3	1	0	0	2	4	.250	4	0	7	0	.350	0	0	0-0	4	4	2	.800
8 Jeff Heinrich	.176	5-5	17	2	3	1	0	0	1	4	.235	0	3	3	1	.300	0	2	0-0	4	1	1	.833
13 Michael Robinson	.000	1-0	0	0	0	0	0	0	0	0	.000	0	0	0	0	.000	0	0	0-0	0	0	0	.000
9 Noah Myers	.000	1-0	0	0	0	0	0	0	0	0	.000	0	0	0	0	.000	0	0	0-0	0	0	0	.000
Totals	.229	9	310	50	71	15	0	17	48	137	.442	23	15	98	3	.309	5	6	2-2	249	59	8	.975
Opponents	.207	9	309	40	64	12	3	9	36	109	.353	34	5	118	2	.293	3	1	6-9	251	83	5	.985

LOB - Team (58), Opp (63). DPs turned - Team (7), Opp (4). IBB - Team (1), Clarke 1, Opp (1).

(SEC games only Sorted by Earned run avg)

Player	era	w-l	app	gs	cg	sho	sv	ip	h	r	er	bb	so	2b	3b	hr	b/avg	wp	hp	bks	sfa	sha
32 Will Sanders	2.13	2-0	3	2	0	0/0	0	12.2	12	4	3	2	10	3	1	2	.250	1	1	0	0	0
49 Brett Kerry	2.25	1-0	4	0	0	0/0	1	12.0	11	4	3	2	20	1	1	1	.234	1	0	0	0	0
22 Brannon Jordan	2.89	2-1	3	3	0	0/0	0	18.2	9	8	6	7	29	3	0	2	.138	2	2	0	0	0
34 Thomas Farr	5.06	0-1	3	3	0	0/0	0	16.0	14	10	9	9	22	3	0	1	.233	2	0	0	1	0
18 Julian Bosnic	6.52	1-0	5	1	0	0/0	1	9.2	8	7	7	3	18	1	0	2	.211	0	1	0	0	0

40 Wesley Sweatt	0.00	0-0	1	0	0	0/0	0	0.1	0	0	0	0	1	0	0	0	.000	0	0	0	0	0
20 Andrew Peters	1.29	0-1	3	0	0	0/0	0	7.0	4	2	1	5	11	0	0	0	.148	1	0	0	0	1
15 Daniel Lloyd	2.25	0-0	2	0	0	0/0	0	4.0	2	1	1	3	4	0	0	0	.154	0	1	1	1	0
23 Jack Mahoney	5.40	0-0	2	0	0	0/0	0	1.2	1	1	1	3	1	0	0	0	.200	0	0	0	0	0
44 Parker Coyne	27.00	0-0	1	0	0	0/0	0	1.0	3	3	3	0	2	1	1	1	.600	0	0	0	1	0
Totals	3.69	6-3	9	9	0	0/0	2	83.0	64	40	34	34	118	12	3	9	.207	7	5	1	3	1
Opponents	5.16	3-6	9	9	1	1/0	2	83.2	71	50	48	23	98	15	0	17	.229	6	15	0	5	6

PB - Team (1), Burgess 1. SBA/ATT - Burgess (6-9), Farr (1-3), Bosnic (2-2), Peters (2-2), Jordan (0-1), Kerry (1-1).

Statistic	National Rank	Conference Rank	Value	National Leader	Value	Conference Leader	Value
Base on Balls (284 ranked)	80	12	114	Tennessee	181	Tennessee	181
Batting Average (284 ranked)	118	10	0.267	San Diego St.	0.335	Vanderbilt	0.316
Double Plays (284 ranked)	122	9	15	Cincinnati	29	Auburn	27
Double Plays Per Game (284 ranked)	180	9	0.56	Fresno St.	1.19	Auburn	1.08
Doubles (284 ranked)	17	3	56	Western Ky.	65	Vanderbilt	64
Doubles Per Game (284 ranked)	28	2	2.07	San Diego	2.67	Vanderbilt	2.37
Earned Run Average (284 ranked)	28	8	3.49	Vanderbilt	2.31	Vanderbilt	2.31
Fielding Percentage (284 ranked)	44	7	0.976	Notre Dame	0.990	Georgia	0.980
Hit Batters (284 ranked)	241	13	17	Texas Southern	61	Kentucky	35
Hit by Pitch (284 ranked)	82	6	31	Southeastern La.	66	Tennessee	41
Hits (284 ranked)	52	12	247	Arizona	308	Vanderbilt	296
Hits Allowed Per Nine Innings (284 ranked)	12	5	7.05	Vanderbilt	5.32	Vanderbilt	5.32
Home Runs (280 ranked)	4	3	45	Arkansas Old Dominion	50 50	Arkansas	50
Home Runs Per Game (283 ranked)	5	2	1.67	Georgetown Northwestern	2.00 2.00	Arkansas	1.79
On Base Percentage (284 ranked)	151	12	0.360	Arizona	0.438	Vanderbilt	0.420
Runs (284 ranked)	58	11	171	Arizona	245	Vanderbilt	224
Sacrifice Bunts (277 ranked)	38	1	15	South Alabama	28	South Carolina	15
Sacrifice Flies (274 ranked)	2	1	18	San Diego	20	South Carolina Tennessee	18 18
Scoring (284 ranked)	97	9	6.3	Jackson St.	9.5	Vanderbilt	8.3
Shutouts (98 ranked)	47	7	2	Louisiana Tech	6	Mississippi St. Texas A&M	5 5
Slugging Percentage (284 ranked)	19	4	0.477	Old Dominion	0.560	Vanderbilt	0.544
Stolen Bases (283 ranked)	213	12	15	Jackson St.	84	Tennessee	40
Stolen Bases Per Game (283 ranked)	254	12	0.56	LIU	3.62	Tennessee	1.33
Strikeout-to-Walk Ratio (284 ranked)	17	7	3.32	Southern Miss.	4.58	Tennessee	4.14
Strikeouts Per Nine Innings (284 ranked)	2	2	12.8	Mississippi St.	13.2	Mississippi St.	13.2
Triple Plays (1 ranked)				Davidson Mercer	1 1		
Triples (256 ranked)	223	14	2	Vanderbilt	15	Vanderbilt	15
Triples Per Game (276 ranked)	253	14	0.07	Villanova	0.71	Vanderbilt	0.56
WHIP (284 ranked)	21	6	1.21	Vanderbilt	0.97	Vanderbilt	0.97
WL Pct (283 ranked)	30	7	0.704	Fairfield	1.000	Vanderbilt	0.889
Walks Allowed Per Nine Innings (284 ranked)	89	10	3.86	Fairfield	2.08	Tennessee	2.37

Base on Balls Per Game (147 ranked)	Wes Clarke	29	2	0.96	Chase DeLauter, James Madison Austin Gauthier, Hofstra	1.40 1.40	Max Ferguson, Tennessee	0.97
Batting Average (249 ranked)					Conor Nolan, Georgetown	0.667	Coltyn Kessler, Kentucky	0.442
Complete Games (37 ranked)					Danny Hosley, Norfolk St.	4	Jack Leiter, Vanderbilt	1
Doubles (97 ranked)	Braylen Wimmer Brady Allen	22 97	2 8	10 8	Austin Knight, Charlotte	17	Jacob Young, Florida	11
Doubles Per Game (150 ranked)	Braylen Wimmer	95	2	0.38	Conor Nolan, Georgetown	1.00	Jacob Young, Florida	0.39
Earned Run Average (196 ranked)	Will Sanders	93	8	2.22	Carter Bosch, Georgetown Andrew DeRoche, Georgetown Nolan McCarthy, Georgetown	0.00 0.00 0.00	Jack Leiter, Vanderbilt	0.43
Games Started (5 ranked)	Thomas Farr Brannon Jordan	5 5	1 1	7 7	4 players tied	8	19 players tied	7
Hit Batters (85 ranked)	Julian Bosnic	85	6	6	John Creel, Akron	13	Chandler Jozwiak, Texas A&M	9
Hit By Pitch Per Game (149 ranked)	Andrew Eyster	149	8	0.30	AJ Lotsis, Georgetown Andrew Marra, Georgetown	1.00 1.00	Justin Bench, Ole Miss Tre' Morgan, LSU	0.38 0.38
Hit by Pitch (142 ranked)	Andrew Eyster Colin Burgess	45 142	4 11	8 6	Waldy Arias, Campbell	20	Justin Bench, Ole Miss Tre' Morgan, LSU	11 11
Hits (129 ranked)	Brady Allen	129	20	33	Tyler Hardman, Oklahoma	52	Liam Spence, Tennessee	42
Hits Allowed Per Nine Innings (150 ranked)	Brannon Jordan	17	3	4.42	Carter Bosch, Georgetown Nolan McCarthy, Georgetown	0.00 0.00	Jack Leiter, Vanderbilt	2.14
Hits Per Game (146 ranked)					Andrew Ciufu, Georgetown Conor Nolan, Georgetown	2.00 2.00	Ryan Bliss, Auburn	1.57
Home Runs (98 ranked)	Wes Clarke Brady Allen Andrew Eyster	1 34 98	1 8 20	15 8 6	Wes Clarke, South Carolina	15	Wes Clarke, South Carolina	15
Home Runs Per Game (143 ranked)	Wes Clarke Brady Allen	5 76	1 8	0.56 0.30	Andrew Ciufu, Georgetown Matt Stone, Georgetown	1.00 1.00	Wes Clarke, South Carolina	0.56
On Base Percentage (149 ranked)					Conor Nolan, Georgetown	0.667	Coltyn Kessler, Kentucky	0.545
Pitching Appearances (81 ranked)	Will Sanders	41	6	13	Chase Haney, Florida St.	17	Alex Magers, Texas A&M	15
Runs (139 ranked)	Wes Clarke Brady Allen	7 39	1 7	33 28	Andrew MacNeil, Stetson Jared McKenzie, Baylor Donta Williams, Arizona	38 38 38	Wes Clarke, South Carolina	33
Runs Batted In (126 ranked)	Wes Clarke	14	4	33	Andy Garriola, Old Dominion	40	Tim Elko, Ole Miss	36
Runs Batted In Per Game (128 ranked)	Wes Clarke	44	4	1.22	Andrew Ciufu, Georgetown	3.00	Tyler Miller, Auburn	1.46
Runs Per Game (123 ranked)	Wes Clarke Brady Allen	19 110	1 5	1.22 1.04	Justice Bigbie, Western Caro.	1.64	Wes Clarke, South Carolina	1.22
Sacrifice Bunts (131 ranked)	George Callil Jeff Heinrich Braylen Wimmer	19 38 38	3 4 4	5 4 4	Kyle Cullen, SFA	9	Enrique Bradfield Jr. , Vanderbilt Ryan Ritter, Kentucky	6 6
Sacrifice Bunts Per Game (141 ranked)	George Callil Braylen Wimmer	68 112	4 5	0.19 0.15	Alex Rosen, Georgetown	1.00	Ryan Ritter, Kentucky	0.23
Sacrifice Flies (48 ranked)	David Mendham Brady Allen	8 48	2 8	4 3	Josh Glenn, Northern Colo. Darren Hagan, Coppin St.	6 6	Cullen Smith, Arkansas	5
Saves (140 ranked)	Brett Kerry	140	10	2	Carson Palmquist, Miami (FL)	9	Taylor Broadway, Ole Miss	7
Slugging Percentage (250 ranked)	Wes Clarke Brady Allen Braylen Wimmer	11 169 175	1 12 14	0.809 0.604 0.600	Justin Guerrero, Fairfield	1.135	Wes Clarke, South Carolina	0.809
Stolen Bases (142 ranked)					Levi Usher, Louisville	22	Enrique Bradfield Jr. , Vanderbilt	20
Stolen Bases Per Game (150 ranked)					Cade Biddle, LIU John Thrasher, Hartford	1.00 1.00	Enrique Bradfield Jr. , Vanderbilt	0.74
Strikeout-to-Walk Ratio (148 ranked)	Will Sanders	77	8	6.00	Pete Soporowski, Rider	22.00	Chandler Jozwiak, Texas A&M	9.33
Strikeouts (140 ranked)	Brannon Jordan Thomas Farr Julian Bosnic	12 37 101	5 9 15	58 52 44	Jack Leiter, Vanderbilt	71	Jack Leiter, Vanderbilt	71
Strikeouts Per Nine Innings (150 ranked)	Brannon Jordan Thomas Farr	21 94	5 13	14.24 11.90	Nicholas Sinacola, Maine	18.23	Chandler Jozwiak, Texas A&M	15.75
Total Bases (140 ranked)	Wes Clarke Brady Allen Braylen Wimmer	8 41 111	1 8 24	76 67 57	Tyler Hardman, Oklahoma	87	Wes Clarke, South Carolina	76
Toughest to Strike Out (150 ranked)					Griffin Watson, Fairfield Eddie McCabe, Georgetown Conor Nolan, Georgetown	0.0 0.0 0.0	Joshua McAllister, Georgia	13.8
Triples (65 ranked)					Nathan Church, UC Irvine	5	Isaiah Thomas, Vanderbilt	4
Triples Per Game (139 ranked)					Joe Simourian, Navy	0.36	Isaiah Thomas, Vanderbilt	0.17
Victories (125 ranked)	Will Sanders Brannon Jordan	4 125	3 17	5 3	Jack Leiter, Vanderbilt Kumar Rocker, Vanderbilt	7 7	Jack Leiter, Vanderbilt Kumar Rocker, Vanderbilt	7 7
WHIP (150 ranked)	Will Sanders Brannon Jordan	72 133	8 12	0.95 1.04	Donovan Burke, James Madison	0.52	Jack Leiter, Vanderbilt	0.62
Walks Allowed Per Nine Innings (150 ranked)	Will Sanders	75	3	1.59	Everett Catlett, Georgetown Andrew DeRoche, Georgetown Conor Steinbaugh, Akron	0.00 0.00 0.00	Cole Stupp, Kentucky	1.19

2 NCAA Championships, 3 SEC Championships, 7 SEC East Titles, 31 NCAA Appearances

INNINGS SUMMARY

	1	2	3	4	5	6	7	8	9	X	Total
USC	17	18	24	25	22	15	12	27	8	3	171
OPP.	12	7	11	18	16	8	14	16	6	2	110

RECORD WHEN TEAM SCORES

Runs	0	1	2	3	4	5	6	7	8	9	10+
W-L	0-2	1-1	0-2	1-1	2-1	3-1	1-0	0-0	3-0	2-0	6-0

RECORD WHEN OPP. SCORES

Runs	0	1	2	3	4	5	6	7	8	9	10+
W-L	2-0	5-0	1-0	0-3	2-1	4-2	0-0	3-0	2-1	0-1	0-0

RECORD WHEN LEADING AFTER

Inn.	1	2	3	4	5	6	7	8
W-L	6-1	11-1	13-0	14-1	16-1	15-1	14-0	17-0

RECORD WHEN TRAILING AFTER

Inn.	1	2	3	4	5	6	7	8
W-L	5-1	5-2	2-3	2-3	2-5	3-4	3-6	0-7

CAROLINA WHEN...

Situation	Record
Total	19-8
Conference	6-3
Non-Conf	13-5
Home	13-1
Away	5-6
Neutral	1-1
Day	14-3
Night	5-5
vs Left	4-1
vs Right	15-7
1-Run games	5-2
2-Run games	0-1
5+Run games	7-2
Extra inns	2-1
Shutouts	2-2
Scoring 0-2 runs	1-5
Scoring 3-5 runs	6-3
Scoring 6-9 runs	6-0
Scoring 10+ runs	6-0
Opponent 0-2 runs	8-0
Opponent 3-5 runs	6-6
Opponent 6-9 runs	5-2
Opponent 10+ runs	0-0
Scored in 1st inning	7-2
Scores first	10-3
Opp. scores first	9-5
After 6 leading	15-1
After 6 trailing	3-4
After 6 tied	1-3
After 7 leading	14-0
After 7 trailing	3-6
After 7 tied	2-2
After 8 leading	17-0
After 8 trailing	0-7
After 8 tied	2-1
Hit 0 home runs	4-4
Hit 1 home run	5-4
Hit 2+ home runs	10-0
Opponent 0 home runs	9-4
Opponent 1 home run	6-2
Opponent 2+ HRs	4-2
Made 0 errors	5-5
Made 1 error	10-2
Made 2+ errors	4-1
Opp. made 0 errors	7-4
Opp. made 1 error	7-2
Opp. made 2+ errors	5-2
Out-hit opponent	15-1
Out-hit by opponent	2-7
Hits are tied	2-0

RECORD BY DEFENSIVE LINE-UP

STARTING LINEUP BY POSITION (Team record when starter)

PITCHER:		
22 Brannon Jordan	7	(5-2)
34 Thomas Farr	7	(4-3)
32 Will Sanders	5	(4-1)
18 Julian Bosnic	4	(3-1)
12 Josiah Sightler	2	(2-0)
23 Jack Mahoney	2	(1-1)
CATCHER:		
10 Colin Burgess	19	(14-5)
28 Wes Clarke	8	(5-3)
FIRST BASE:		
26 David Mendham	25	(18-7)
3 Braylen Wimmer	1	(0-1)
28 Wes Clarke	1	(1-0)
SECOND BASE:		
3 Braylen Wimmer	16	(12-4)
8 Jeff Heinrich	7	(5-2)
14 Joe Satterfield	3	(2-1)
2 Jalen Vasquez	1	(0-1)
THIRD BASE:		
7 Brennan Milone	16	(12-4)
8 Jeff Heinrich	8	(5-3)
14 Joe Satterfield	3	(2-1)
SHORTSTOP:		
6 George Callil	27	(19-8)
LEFT FIELD:		
12 Josiah Sightler	17	(11-6)
11 Andrew Eyster	9	(7-2)
3 Braylen Wimmer	1	(1-0)
CENTER FIELD:		
33 Brady Allen	18	(12-6)
3 Braylen Wimmer	7	(5-2)
24 Brandon Fields	1	(1-0)
9 Noah Myers	1	(1-0)
RIGHT FIELD:		
11 Andrew Eyster	17	(11-6)
33 Brady Allen	9	(7-2)
14 Joe Satterfield	1	(1-0)
DESIGNATED HITTER:		
28 Wes Clarke	18	(13-5)
12 Josiah Sightler	6	(4-2)
7 Brennan Milone	1	(1-0)
11 Andrew Eyster	1	(1-0)
10 Colin Burgess	1	(0-1)

RECORD BY BATTING ORDER

STARTING LINEUP BY LINEUP SPOT (Team record when starter)

LEADOFF:		
33 Brady Allen	25	(19-6)
3 Braylen Wimmer	2	(0-2)
2ND SPOT:		
3 Braylen Wimmer	14	(12-2)
7 Brennan Milone	4	(4-0)
12 Josiah Sightler	3	(3-0)
14 Joe Satterfield	2	(0-2)
33 Brady Allen	2	(0-2)
8 Jeff Heinrich	1	(0-1)
10 Colin Burgess	1	(0-1)
3RD SPOT:		
28 Wes Clarke	15	(11-4)
12 Josiah Sightler	12	(8-4)
CLEANUP:		
28 Wes Clarke	12	(8-4)
26 David Mendham	7	(7-0)
12 Josiah Sightler	5	(1-4)
11 Andrew Eyster	3	(3-0)
5TH SPOT:		
11 Andrew Eyster	20	(13-7)
26 David Mendham	7	(6-1)
6TH SPOT:		
26 David Mendham	10	(5-5)
3 Braylen Wimmer	4	(2-2)
11 Andrew Eyster	4	(3-1)
12 Josiah Sightler	3	(3-0)
8 Jeff Heinrich	3	(3-0)
10 Colin Burgess	2	(2-0)
7 Brennan Milone	1	(1-0)
7TH SPOT:		
7 Brennan Milone	9	(6-3)
8 Jeff Heinrich	7	(4-3)
10 Colin Burgess	5	(4-1)
14 Joe Satterfield	3	(2-1)
3 Braylen Wimmer	2	(2-0)
26 David Mendham	1	(0-1)
8TH SPOT:		
10 Colin Burgess	12	(8-4)
8 Jeff Heinrich	4	(3-1)
7 Brennan Milone	3	(2-1)
3 Braylen Wimmer	3	(2-1)
14 Joe Satterfield	2	(2-0)
9 Noah Myers	1	(1-0)
24 Brandon Fields	1	(1-0)
2 Jalen Vasquez	1	(0-1)
9TH SPOT:		
6 George Callil	27	(19-8)

STARTERS SUMMARY

Player	Position												Batting Order								
	GS	P	C	1B	2B	3B	SS	LF	CF	RF	OF	DH	1st	2nd	3rd	4th	5th	6th	7th	8th	9th
6 George Callil	27	27	27
33 Brady Allen	27	18	9	.	.	25	2
28 Wes Clarke	27	.	8	1	18	.	.	.	15	12
11 Andrew Eyster	27	9	.	17	.	1	.	.	.	3	20	4	.	.	.
3 Braylen Wimmer	25	.	.	1	16	.	.	1	7	.	.	.	2	14	.	.	.	4	2	3	.
26 David Mendham	25	.	.	25	7	7	10	1	.	.
12 Josiah Sightler	23	2	17	.	.	.	6	.	3	12	5	.	3	.	.	.
10 Colin Burgess	20	.	19	1	.	1	.	.	.	2	5	12	.
7 Brennan Milone	17	16	1	.	4	.	.	.	1	9	3	.
8 Jeff Heinrich	15	.	.	.	7	8	1	.	.	.	3	7	4	.
34 Thomas Farr	7	7
22 Brannon Jordan	7	7
14 Joe Satterfield	7	.	.	.	3	3	1	.	.	2	3	2	.
32 Will Sanders	5	5
18 Julian Bosnic	4	4
23 Jack Mahoney	2	2
9 Noah Myers	1	1	1	.
24 Brandon Fields	1	1	1	.
2 Jalen Vasquez	1	.	.	.	1	1	.

GAMECOCK STREAKS

Multiple Hit Games	2	3	4	5+	Total
3 Braylen Wimmer	6	2	2	-	10
33 Brady Allen	5	5	-	-	10
11 Andrew Eyster	5	2	1	-	8
12 Josiah Sightler	4	3	-	-	7
28 Wes Clarke	2	5	-	-	7
26 David Mendham	6	1	-	-	7
6 George Callil	5	-	-	-	5
10 Colin Burgess	3	-	1	-	4
8 Jeff Heinrich	3	1	-	-	4
14 Joe Satterfield	1	1	-	-	2
7 Brennan Milone	1	-	-	-	1
TEAM	41	20	4	0	65

Multiple RBI Games	2	3	4	5+	Total
28 Wes Clarke	2	3	2	1	8
33 Brady Allen	3	3	1	-	7
11 Andrew Eyster	5	1	1	-	7
3 Braylen Wimmer	3	1	-	-	4
26 David Mendham	1	1	1	-	3
12 Josiah Sightler	2	-	1	-	3
10 Colin Burgess	1	1	-	-	2
8 Jeff Heinrich	1	1	-	-	2
14 Joe Satterfield	1	-	-	1	2
7 Brennan Milone	2	-	-	-	2
6 George Callil	2	-	-	-	2
TEAM	23	11	6	2	42

Hitting Streaks	Longest	Current
12 Josiah Sightler	8	1
10 Colin Burgess	7	-
26 David Mendham	6	1
7 Brennan Milone	6	-
11 Andrew Eyster	6	1
3 Braylen Wimmer	6	1
28 Wes Clarke	6	-
33 Brady Allen	5	-
6 George Callil	5	-
14 Joe Satterfield	4	-
8 Jeff Heinrich	3	-
9 Noah Myers	1	-
46 Connor Cino	1	-
13 Michael Robinson	1	1

Reached Base Streaks	Longest	Current
11 Andrew Eyster	15	1
12 Josiah Sightler	10	1
10 Colin Burgess	9	9
26 David Mendham	9	9
28 Wes Clarke	9	-
3 Braylen Wimmer	8	1
33 Brady Allen	6	6
8 Jeff Heinrich	6	-
7 Brennan Milone	6	5
6 George Callil	6	6
14 Joe Satterfield	4	-
9 Noah Myers	1	-
46 Connor Cino	1	-
24 Brandon Fields	1	-
23 Jack Mahoney	1	1
13 Michael Robinson	1	1
2 Jalen Vasquez	1	-

SEASON/CAREER STATS

The Automated ScoreBook
Individual Season/Career Summary for South Carolina (as of Apr 07, 2021)
(All games Sorted by Batting avg)

Record: 19-8 Home: 13-1 Away: 5-6 Neutral: 1-1 SEC: 6-3

Player	SEASON										CAREER																
	Avg	G-GS	AB	R	H	2B	3B	HR	RBI	BB	Hbp	SO	Sb-Att	Avg	G-GS	AB	R	H	2B	3B	HR	RBI	BB	Hbp	SO	Sb-Att	
3 Braylen Wimmer	.337	26-25	95	19	32	10	0	5	15	9	1	30	2-5	.301	41-35	136	25	41	10	0	5	20	9	2	42	5-9	
12 Josiah Sightler	.314	24-23	86	18	27	6	0	4	15	10	4	18	2-2	.244	44-30	119	19	29	6	1	4	17	12	4	37	2-2	
28 Wes Clarke	.309	27-27	94	33	29	2	0	15	33	26	2	31	0-0	.286	62-54	196	50	56	7	0	24	60	40	6	57	0-1	
33 Brady Allen	.297	27-27	111	28	33	8	1	8	21	15	2	21	4-4	.255	99-95	341	76	87	17	6	18	59	61	5	82	11-16	
11 Andrew Eyster	.269	27-27	104	13	28	6	1	6	21	8	8	37	1-2	.296	93-90	328	56	97	21	3	20	65	35	14	108	1-2	
26 David Mendham	.255	27-25	94	14	24	6	0	2	15	12	0	24	0-1	.255	27-25	94	14	24	6	0	2	15	12	0	24	0-1	
10 Colin Burgess	.250	21-20	72	8	18	1	0	3	10	4	6	11	0-0	.265	30-27	98	11	26	4	0	3	12	6	6	16	0-0	
6 George Calli	.225	27-27	89	11	20	5	0	2	8	8	2	29	3-3	.228	86-84	268	39	61	12	1	7	35	27	23	78	5-7	
=====																											
46 Connor Cino	.400	5-0	5	0	2	0	0	0	1	0	0	1	0-0	.400	5-0	5	0	2	0	0	0	1	0	0	1	0-0	
14 Joe Satterfield	.250	11-7	28	5	7	2	0	0	8	1	1	5	0-0	.250	11-7	28	5	7	2	0	0	8	1	1	5	0-0	
8 Jeff Heinrich	.241	16-15	58	3	14	4	0	0	8	0	3	9	2-3	.246	32-29	114	13	28	6	1	1	22	4	4	15	5-7	
7 Brennan Milone	.177	19-17	62	13	11	5	0	0	5	16	0	21	1-1	.173	24-22	75	16	13	6	0	1	7	21	0	25	1-1	
13 Michael Robinson	.167	8-0	6	1	1	0	0	0	0	1	0	3	0-0	.167	8-0	6	1	1	0	0	0	0	1	0	3	0-0	
9 Noah Myers	.091	12-1	11	3	1	1	0	0	0	2	1	5	0-0	.271	28-11	48	16	13	2	2	0	6	15	2	16	7-8	
2 Jalen Vasquez	.000	5-1	5	0	0	0	0	0	0	1	0	4	0-0	.000	5-1	5	0	0	0	0	0	0	1	0	4	0-0	
24 Brandon Fields	.000	3-1	5	1	0	0	0	0	0	1	0	3	0-0	.000	3-1	5	1	0	0	0	0	0	1	0	3	0-0	
23 Jack Mahoney	.000	1-0	1	1	0	0	0	0	0	0	1	0	0-0	.000	3-0	2	1	0	0	0	0	0	1	0	0	0-0	
Totals	.267	27-27	926	171	247	56	2	45	160	114	31	252	15-21														
Opponents	.213	27-27	902	110	192	33	7	20	98	105	17	349	25-39														

(All games Sorted by Earned run avg)

Player	SEASON										CAREER															
	ERA	W-L	App	GS	CG	Sho	Sv	IP	H	R	ER	BB	SO	ERA	W-L	App	GS	CG	Sho	Sv	IP	H	R	ER	BB	SO
32 Will Sanders	2.22	5-1	13	5	0	0	0	28.1	22	8	7	5	30	2.22	5-1	13	5	0	0	0	28.1	22	8	7	5	30
34 Thomas Farr	2.97	2-1	7	7	0	0	0	39.1	37	14	13	16	52	2.62	5-1	10	10	0	0	0	55.0	43	18	16	21	66
22 Brannon Jordan	3.19	3-2	7	7	0	0	0	36.2	18	16	13	20	58	2.65	5-2	11	11	1	1	0	57.2	25	20	17	29	90
20 Andrew Peters	1.71	2-1	11	0	0	0	0	21.0	10	5	4	8	33	3.86	2-1	14	1	0	0	0	23.1	13	11	10	13	37
49 Brett Kerry	1.77	2-0	9	0	0	0	2	20.1	17	5	4	5	38	2.59	8-1	37	4	0	0	10	93.2	73	28	27	21	121
23 Jack Mahoney	1.80	1-0	11	2	0	0	0	20.0	18	5	4	5	26	1.80	1-0	11	2	0	0	0	20.0	18	5	4	5	26
16 John Gilreath	3.18	1-0	6	0	0	0	0	5.2	4	2	2	5	4	4.83	3-2	51	4	0	0	1	78.1	77	51	42	44	81
15 Daniel Lloyd	3.68	0-0	11	0	0	0	0	14.2	9	6	6	9	18	7.30	3-6	34	8	0	0	1	53.0	56	47	43	36	64
30 Brett Thomas	4.50	0-0	3	0	0	0	0	2.0	1	1	1	3	6	1.50	0-0	7	0	0	0	0	6.0	1	1	1	3	11
12 Josiah Sighler	4.70	1-0	5	2	0	0	0	7.2	10	4	4	2	8	6.10	1-0	8	2	0	0	0	10.1	12	7	7	4	13
18 Julian Bosnic	4.74	2-2	10	4	0	0	1	24.2	15	15	13	15	44	3.73	4-2	14	4	0	0	1	31.1	15	15	13	23	51
21 Magdiel Cotto	5.40	0-0	5	0	0	0	0	5.0	5	4	3	2	4	5.40	0-0	5	0	0	0	0	5.0	5	4	3	2	4
44 Parker Coyne	5.79	0-0	5	0	0	0	0	4.2	3	3	3	3	8	4.43	3-2	45	3	0	0	1	61.0	60	33	30	36	82
4 Jackson Phipps	7.36	0-0	8	0	0	0	0	7.1	11	6	6	2	11	7.36	0-0	8	0	0	0	0	7.1	11	6	6	2	11
40 Wesley Sweatt	9.82	0-0	5	0	0	0	0	3.2	6	4	4	0	4	4.75	2-3	28	4	0	0	1	47.1	53	30	25	12	35
45 CJ Weins	13.50	0-0	2	0	0	0	0	1.1	1	3	2	4	2	13.50	0-0	2	0	0	0	0	1.1	1	3	2	4	2
50 Travis Luensmann	15.43	0-1	4	0	0	0	0	2.1	4	6	4	1	2	15.43	0-1	4	0	0	0	0	2.1	4	6	4	1	2
37 Cam Tringali	81.00	0-0	1	0	0	0	0	0.1	1	3	3	0	1	5.10	3-4	30	8	0	0	1	77.2	72	51	44	22	73
Totals	3.49	19-8	27	27	0	2	3	245.0	192	110	95	105	349													
Opponents	5.51	8-19	27	27	1	2	3	238.2	247	171	146	114	252													



#17 MARK KINGSTON

HEAD COACH

4TH SEASON AT SOUTH CAROLINA - 12TH SEASON AS HEAD COACH NORTH CAROLINA (1995)

Mark Kingston was named the head baseball coach at the University of South Carolina on June 30, 2017. He became the 30th head coach in the history of Gamecock Baseball.

Kingston's first team at Carolina (2018) advanced to the Super Regionals in Arkansas after going 3-0 in the Greenville Regional at East Carolina. The Gamecocks won each of their last five SEC series in 2018, as Carolina swept LSU and won series against Vanderbilt, Ole Miss, Missouri and Texas A&M on

its way to a third place finish in the SEC East (17-13) and fifth-place overall conference finish. Carolina handed Arkansas its only postseason loss until the College World Series championship series, defeating the Razorbacks 8-5 in game two of the super regional. The Carolina team finished seventh in the country in fielding percentage (.980) and 12th in home runs (79). Kingston coached 10 players that were picked in the 2018 MLB First-Year Player Draft and had 12 players selected to the Spring SEC Academic Honor Roll.

The 2019 team saw five players picked in the MLB First-Year Player Draft, including TJ Hopkins in the ninth round. The Gamecocks earned a Palmetto Point, winning 2-of-3 games against Clemson in early March. Success against the ACC continued with wins over N.C. State and North Carolina in Charlotte. South Carolina earned a trip to Hoover on the final day of the regular season, defeating College World Series participant Mississippi State in Starkville. Kingston coached Brett Kerry, who was named to the SEC All-Freshman team and was named a Freshman All-American by three different organizations.

Kingston came to Carolina following a three-year stint as the head coach at USF. He compiled a 100-78-1 record while in Tampa, helping the Bulls to a pair of NCAA Regional appearances. Kingston owns a career mark of 350-238-1 in nine seasons as a head coach, including five at Illinois State, with four NCAA appearances in that nine-year span.

Kingston has helped lead 12 teams to NCAA Tournament berths as an assistant and head coach -- with five of those teams appearing in the NCAA Super Regionals, two participating in the College World Series and one winning a national championship. As a player at the University of North Carolina, Kingston was part of the 1989 Tar Heels squad that won an Atlantic Coast Conference regular-season title and advanced to the College World Series. He also helped UNC win the ACC Tournament and advance to the NCAA Regionals in 1990. As an assistant coach, Kingston helped the Miami Hurricanes capture the 2001 College World Series as the No. 1 overall seed. His 21-year collegiate coaching career also includes stops at Tulane, where he helped guide the Green Wave to the 2005 College World Series, and Purdue.

Kingston guided USF to a 42-19 mark in 2017, the first time since 1996 that the team had reached the 40-win mark. Under Kingston's leadership, the Bulls earned their second trip to the NCAA Tournament in three years. USF won 19-straight games from Feb. 19 - March 22, the second-longest streak in program history. During that streak, USF defeated then No. 3 Florida State in Tallahassee, its first victory against FSU since 1989. On May 9, the Bulls defeated then-No. 5 Florida in Gainesville. It marked the first time in program history that the Bulls beat both FSU and Florida on the road in the same season. The victories were just USF's second and third wins over top-five teams in program history. Kingston reached the 100-win mark at the helm of the program in the Gainesville Regional opener with a 9-1 win over Bethune-Cookman, making him the second-fastest coach in program history to reach 100 victories.

Kingston's Bulls dominated on the mound in 2017, posting a 3.24 team ERA and allowing 7.64 hits per nine innings, both in the top-10 nationally. The pitchers led the country with 10.1 strikeouts per nine innings and set a program record with 620 strikeouts. Offensively, shortstop Kevin Merrell set an American Athletic Conference record with a .384 average, the third-straight year he led the Bulls in hitting. Merrell was named an All-American by four separate publications and was named to the AAC First Team for a second-straight year. He was one of five Bulls named to All-American Athletic Conference teams, the most since 2009. Merrell was drafted by the Oakland Athletics with the 33rd overall pick in the MLB Amateur Draft, becoming the third-highest drafted player in program history. Overall, four USF players were selected in the draft, as Phoenix Sanders went in the 10th round to the Tampa Bay Rays, Joe Cavallaro was taken in the 24th round by the New York Mets and Ryan Valdes was selected in the 33rd round by the Pittsburgh Pirates.

In 2016, the Bulls recorded 517 strikeouts, logging back-to-back seasons of over 500 strikeouts for the first time in school history. Merrell posted a team-high .320 batting average and a first-team all-conference selection in the AAC. Pitcher Brandon Lawson also notched over 100 strikeouts on his way to a second-team all-conference honor. The Bulls won two series against ranked teams (No. 25 Michigan State, at No. 22 East Carolina), and had three players drafted - pitcher Tommy Eveld (ninth round, Arizona), pitcher Brandon Lawson (13th round, Tampa Bay), and outfielder Luke Maglich (34th round, Philadelphia).

Kingston made an immediate impact at USF in 2015, leading the Bulls to an NCAA Regional for the first time since 2002. Kingston and his staff increased the Bulls' 2014 win total by seven and earned the team's first NCAA Tournament win in 13 years. Coach Kingston's guidance helped produce four players who were drafted by Major League Baseball clubs, including pitcher Jimmy Herget (sixth round, Cincinnati), pitcher Tommy Peterson (12th round, Washington), infielder Kyle Teaf (30th round, Tampa Bay), and pitcher Casey Mulholland (37th round, Dodgers). Merrell was recognized as a Louisville Slugger Freshman All-American, and catcher Levi Borders was named to the Johnny Bench Watch list and was a unanimous selection on The American's First Team. Herget was also named to The American's First Team, and Peterson earned second-team honors. Merrell, first baseman Buddy Putnum, and Teaf were also named to the NCAA Gainesville Regional All-Tournament team.

Kingston came to USF with a long track record as a top-level recruiter and a producer of offensively explosive teams. He spent 2010-2014 as the head coach at Illinois State University, where he led the Redbirds to two MVC regular season championships and one conference tournament title while twice breaking the program's season wins record. He won more than 30 games in each of his five seasons at ISU, a program-record string that included a season-record 39 wins in 2013. He reached the MVC Tournament championship game three times and compiled an overall record of 173-102 (.629 winning percentage). Kingston was twice named a "Rising College Coach" by Kendall

2 NCAA Championships, 3 SEC Championships, 7 SEC East Titles, 31 NCAA Appearances



South Carolina Spring 2021 Numerical Roster

ACTIVE ROSTER

No.	Name	Pos.	B-T	Ht.	Wt.	Cl.-Exp.	Hometown	Previous School
2	Jalen Vasquez	INF	L-R	5-11	170	Fr.-HS	N. Charleston, S.C.	Fort Dorchester HS
3	Braylen Wimmer	INF	R-R	6-4	200	So.-HS	Yukon, Okla.	Yukon HS
4	Jackson Phipps	LHP	L-L	6-5	230	Fr.-HS	Dallas, Ga.	East Paulding HS
6	George Callil	INF	R-R	6-4	201	Sr.-5Y	Melbourne, Australia	McLennan CC
7	Brennan Milone	INF	R-R	6-0	200	So.-HS	Woodstock, Ga.	Woodstock HS
8	Jeff Heinrich	INF	R-R	6-0	189	Sr.-JC	Lake in the Hills, Ill.	McHenry County College
9	Noah Myers	OF	L-R	6-1	191	Sr.-JC	Wyoming, Ontario	Wabash Valley CC
10	Colin Burgess	C	R-R	5-8	195	So.-HS	Lexington, Ky.	Tates Creek HS
11	Andrew Eyster	OF	R-R	6-3	214	Sr.-1L	Ocala, Fla.	Santa Fe College
12	Josiah Sightler	LHP/UTL	L-L	6-5	232	Jr.-1L	Gaston, S.C.	Swansea HS
13	Michael Robinson	INF	R-R	6-3	197	Jr.-JC	Elizabethton, Tenn.	Walters State CC
14	Joe Satterfield	INF	B-R	6-0	194	Gr.-TR	Greenville, S.C.	Elon
15	Daniel Lloyd	RHP	R-R	6-3	232	Jr.-1L	Summerville, S.C.	Summerville HS
16	John Gilreath	LHP	L-L	5-11	179	Sr.-2L	Rock Hill, S.C.	Northwestern HS
18	Julian Bosnic	LHP	L-L	6-3	218	So.-RS	Lutz, Fla.	Berkeley Prep
20	Andrew Peters	RHP	R-R	6-2	191	Sr.-JC	Morris, Ill.	John A. Logan College
21	Magdiel Cotto	LHP	L-L	6-4	245	Fr.-HS	Fort Mill, S.C.	Nation Ford HS
22	Brannon Jordan	RHP	R-R	6-2	190	Sr.-JC	Collinsville, Okla.	Cowley County CC
23	Jack Mahoney	RHP/INF	R-R	6-2	210	Fr.-HS	Arlington Hts., Ill.	St. Viator HS
24	Brandon Fields	OF	R-R	6-1	201	Fr.-HS	Orlando, Fla.	Dr. Phillips HS
26	David Mendham	INF/C	L-R	6-3	219	Jr.-JC	Dorchester, Ontario	Connors State CC
27	Alek Boychuk	C	R-R	6-0	215	Fr.-HS	Buford, Ga.	Mill Creek HS
28	Wes Clarke	INF/C	R-R	6-2	236	Jr.-1L	Forest, Va.	Liberty Christian Academy
30	Brett Thomas	RHP	R-R	6-5	244	So.-HS	Atlanta, Ga.	Riverwood HS
31	David Cromer	OF	R-R	6-2	227	Fr.-HS	Lexington, S.C.	Lexington HS
32	Will Sanders	RHP	L-R	6-6	208	Fr.-HS	Atlanta, Ga.	Woodward Academy
33	Brady Allen	OF	R-L	6-1	218	Jr.-1L	Lakeland, Fla.	George Jenkins HS
34	Thomas Farr	RHP	R-R	6-0	203	Jr.-JC	Tyrone, Ga.	N.W. Florida State College
35	RJ Dantin	LHP	L-L	6-2	200	So.-HS	Spartanburg, S.C.	Spartanburg HS
36	Cade Austin	RHP	R-R	6-3	220	Fr.-HS	Chapin, S.C.	Chapin HS
37	Cam Tringali	RHP	R-R	6-4	228	Jr.-1L	Columbia, S.C.	Cardinal Newman HS
38	Sam Swygert	RHP	L-R	6-2	222	Fr.-HS	Springfield, S.C.	South Aiken HS
40	Wesley Sweatt	RHP	R-R	6-3	213	Jr.-1L	Rock Hill, S.C.	Northwestern HS
44	Parker Coyne	RHP	R-R	6-2	210	Sr.-2L	Suwanee, Ga.	North Gwinnett HS
45	CJ Weins	RHP	R-R	6-3	223	Jr.-JC	Lockport, Ill.	Wabash Valley CC
46	Connor Cino	C	L-R	6-1	206	Fr.-HS	Mt. Pleasant, S.C.	Wando HS
48	Jaret Bennett	LHP	L-L	6-2	209	Gr.-TR	Federalburg, Md.	Charleston Southern
49	Brett Kerry	RHP	R-R	6-0	213	Jr.-1L	Clemmons, N.C.	Wesleyan Christian Academy
50	Travis Luensmann	RHP	R-R	6-6	234	Fr.-HS	Altoona, Pa.	Bellwood-Antis HS

Coaching Staff

HEAD COACH

ASSISTANT COACH

ASSISTANT COACH/PITCHING

ASSISTANT COACH

STUDENT ASSISTANT COACH

DIRECTOR OF PLAYER DEVELOPMENT

DIRECTOR OF OPERATIONS

DIRECTOR OF SPORT PERFORMANCE

ATHLETIC TRAINER

GRADUATE ASSISTANT ATHLETIC TRAINER

BULLPEN CATCHER

STUDENT MANAGERS

STUDENT ATHLETIC TRAINERS

17 Mark Kingston (4th season as head coach) (North Carolina, 1995)

31 Trip Couch (4th season) (Louisiana-Lafayette, 1991)

25 Skylar Meade (4th season) (Louisville, 2007)

19 Stuart Lake (5th/9th season) (Charleston Southern, 1994)

23 Sawyer Bridges

Mike Current

Wesley Turner

Billy Anderson

Bryan Wells

Rylee Learn

Dalton Bontempo

Brian Capobianco, Jamie Karl, Bryson Mitchell, Gavin Pence,

Mickey Paragano, Noah Wise, Alex Wright

Sara Posson, Aimee Williams

Pronunciations

Alek Boychuk	boy-CHUCK
George Callil	CAH-leel
Magdiel Cotto	COT-toe
Andrew Eyster	EYE-stur
Travis Luensmann	LINS-mann
Brennan Milone	MILL-own
Sam Swygert	SWHY-gurt
Cam Tringali	Trin-GAL-ee
CJ Weins	WINES

2 NCAA Championships, 3 SEC Championships, 7 SEC East Titles, 31 NCAA Appearances



**#2 JALEN
VASQUEZ**



**#3 BRAYLEN
WIMMER**



**#4 JACKSON
PHIPPS**



**#6 GEORGE
CALLIL**



**#7 BRENNAN
MILONE**



**#8 JEFF
HEINRICH**



**#9 NOAH
MYERS**



**#10 COLIN
BURGESS**



**#11 ANDREW
EYSTER**



**#12 JOSIAH
SIGHTLER**



**#13 MICHAEL
ROBINSON**



**#14 JOE
SATTERFIELD**



**#15 DANIEL
LLOYD**



**#16 JOHN
GILREATH**



**#18 JULIAN
BOSNIC**



**#20 ANDREW
PETERS**



**#21 MAGDIEL
COTTO**



**#22 BRANNON
JORDAN**



**#23 JACK
MAHONEY**



**#24 BRANDON
FIELDS**



**#26 DAVID
MENDHAM**



**#27 ALEK
BOYCHUK**



**#28 WES
CLARKE**



**#30 BRETT
THOMAS**



**#31 DAVID
CROMER**



**#32 WILL
SANDERS**



**#33 BRADY
ALLEN**



**#34 THOMAS
FARR**



**#35 RJ
DANTIN**



**#36 CADE
AUSTIN**



**#37 CAM
TRINGALI**



**#38 SAM
SWYGERT**



**#40 WESLEY
SWEATT**



**#44 PARKER
COYNE**



**#45 CJ
WEINS**



**#46 CONNOR
CINO**



**#48 JARET
BENNETT**



**#49 BRETT
KERRY**



**#50 TRAVIS
LUENSMANN**



**MARK KINGSTON
HEAD COACH**



**TRIP COUCH
ASSISTANT COACH**



**SKYLAR MEADE
ASSISTANT COACH**



**STUART LAKE
ASSISTANT COACH**



**MIKE CURRENT
DIR. OF PLAYER
DEVELOPMENT**

2 NCAA Championships, 3 SEC Championships, 7 SEC East Titles, 31 NCAA Appearances