



SOUTH CAROLINA BASEBALL

South Carolina Baseball Contact: Kent Reichert - (803) 777-5257 - kent2@mailbox.sc.edu

2021 SOUTH CAROLINA SCHEDULE

FEBRUARY (6-0)

| | | |
|----|---------------------------|-------------|
| 19 | DAYTON | W, 12-1 |
| 20 | DAYTON | W, 12-5 |
| 21 | DAYTON | W, 5-1 |
| 23 | WINTHROP | W, 12-4 |
| 27 | vs. Clemson (Fluor Field) | W, 3-2 (11) |
| 28 | CLEMSON | W, 8-7 |

MARCH (11-6)

| | | |
|----|----------------|-------------|
| 2 | at Winthrop | W, 19-8 |
| 5 | MERCER | W, 5-1 |
| 6 | MERCER | W, 4-0 |
| 7 | MERCER | W, 1-0 |
| 10 | at The Citadel | W, 11-7 |
| 12 | at Texas | L, 1-4 |
| 13 | at Texas | L, 0-3 |
| 14 | at Texas | L, 5-8 |
| 17 | DAVIDSON | L, 4-9 |
| 19 | at Vanderbilt* | L, 2-3 |
| 20 | at Vanderbilt* | L, 0-5 |
| 21 | at Vanderbilt* | W, 6-5 |
| 23 | THE CITADEL | W, 8-3 |
| 26 | FLORIDA* | W, 9-8 (14) |
| 27 | FLORIDA* | W, 4-1 |
| 28 | FLORIDA* | W, 8-5 |
| 30 | GARDNER-WEBB | W, 9-4 |

APRIL (0-0)

| | | |
|----|-----------------------------------|-----------|
| 2 | at Georgia* | 6 p.m. |
| 3 | at Georgia* | 2 p.m. |
| 4 | at Georgia* | 1 p.m. |
| 6 | vs. North Carolina (Truist Field) | 7 p.m. |
| 9 | MISSOURI* | 7 p.m. |
| 10 | MISSOURI* | 4 p.m. |
| 11 | MISSOURI* | 12 p.m. |
| 13 | CHARLESTON SOUTHERN | 7 p.m. |
| 15 | at LSU* | 7:30 p.m. |
| 16 | at LSU* | 8 p.m. |
| 17 | at LSU* | 3 p.m. |
| 22 | ARKANSAS* | 7 p.m. |
| 23 | ARKANSAS* | 7 p.m. |
| 24 | ARKANSAS* | 4 p.m. |
| 27 | THE CITADEL | 7 p.m. |
| 30 | at Ole Miss* | 7:30 p.m. |

MAY

| | | |
|-------|----------------------------------|-----------|
| 1 | at Ole Miss* | 7 p.m. |
| 2 | at Ole Miss* | 2:30 p.m. |
| 4 | NORTH FLORIDA | 7 p.m. |
| 7 | MISSISSIPPI STATE* | 7 p.m. |
| 8 | MISSISSIPPI STATE* | 4 p.m. |
| 9 | MISSISSIPPI STATE* | 2 p.m. |
| 11 | at Clemson | 6 p.m. |
| 14 | at Kentucky* | 6:30 p.m. |
| 15 | at Kentucky* | 2 p.m. |
| 16 | at Kentucky* | 1 p.m. |
| 18 | APPALACHIAN STATE | 7 p.m. |
| 20 | TENNESSEE* | 7 p.m. |
| 21 | TENNESSEE* | 7 p.m. |
| 22 | TENNESSEE* | 4 p.m. |
| 25-30 | at SEC Tournament (Hoover, Ala.) | TBA |

JUNE

| | | |
|-------|------------------------------------|-----|
| 4-7 | NCAA Regionals | TBA |
| 11-14 | NCAA Super Regionals | TBA |
| 18-30 | College World Series (Omaha, Neb.) | TBA |

All times Eastern. Dates and times subject to change

* denotes SEC game

() denotes TV or Neutral Site game

SOUTH CAROLINA (17-6, 4-2) AT GEORGIA (17-7, 2-4)

Dates: Friday, April 2 -- Sunday, April 4

Times: 6/2/1 p.m.

Place: Foley Field -- Athens, Ga.

LIVE COVERAGE

Radio: Gamecock Radio Network
(Derek Scott and Tommy Moody)

Broadcast: SEC Network Plus

Internet: Additional coverage on Facebook, Instagram, & Twitter @GamecockBasebl

PROBABLE PITCHING ROTATION

Friday: RHP Thomas Farr (2-1, 2.94 ERA) vs. LHP Luke Wagner (3-2, 2.95 ERA)
Saturday: RHP Brannon Jordan (2-2, 2.70 ERA) vs. LHP Ryan Webb (2-0, 1.59 ERA)
Sunday: TBA vs. RHP Jonathan Cannon (1-1, 3.07 ERA)

FOR STARTERS

The University of South Carolina baseball team heads to Athens, Ga., for a three-game set at Georgia. Friday's game begins at 6 p.m., with Saturday and Sunday's games starting at 2 and 1 p.m., respectively.

All three games will be streamed on SEC Network Plus. Every Gamecock contest will be on the Gamecock Radio Network with Derek Scott and Tommy Moody on the call.

Carolina is coming off a 9-4 win over Gardner-Webb on Tuesday night as Wes Clarke, George Callil and Brady Allen all homered and Jack Mahoney struck out six in four innings of work.

SCOUTING GEORGIA

The Bulldogs are coming off a 2-0 win over Clemson on Tuesday night. Eight pitchers combined for the five-hit shutout while Riley King and Connor Tate had two hits apiece. Tate leads Georgia with a .362 batting average while Corey Collins has a team-best 16 RBI. On the mound, Jaden Woods is 1-0 with a 4.21 ERA and 22 strikeouts in 25.2 innings pitched. Georgia is 2-4 in the SEC with wins over Tennessee and Texas A&M.

SERIES VS. GEORGIA

Carolina leads the all-time series with Georgia 65-63 but the Bulldogs have won the last six meetings. Georgia swept the Gamecocks in 2019 in Columbia. Andrew Eyster drove in a pair of runs in the 8-7 loss on Saturday in 2019.

GAMECOCKS SWEEP GATORS FOR FIRST TIME SINCE 2006

Carolina swept Florida for the first time since 2006 as the Gamecocks moved to 4-2 in SEC play. Friday's game went 5:31 and 14 innings, capped off by a Colin Burgess RBI double for a 9-8 win. Brannon Jordan allowed one unearned run in seven innings and Wes Clarke belted a three-run home run in a 4-1 win on Saturday and the Gamecocks hit five home runs on Sunday in an 8-5 win. The sweep was the first for the Gamecocks in SEC play since Carolina won three games against LSU in 2018.

BURGESS THE HERO ON FRIDAY

Colin Burgess hit an opposite-field double in the bottom of the 14th inning in a 9-8 win over Florida on March 26. The Gamecocks were trailing 8-7 going into the bottom of the 14th but got a game-tying home run from Andrew Eyster. Jeff Heinrich followed with a

FOLLOW ON SOCIAL MEDIA



@GAMECOCKBASEBL // #GAMECOCKS
 FACEBOOK.COM//GAMECOCKBASEBL
 WWW.GAMECOCKSONLINE.COM



SOUTH CAROLINA QUICK FACTS

GENERAL INFORMATION

| | |
|-----------------------------|-------------------------|
| Location..... | Columbia, S.C. |
| Enrollment..... | 34,731 |
| Founded..... | 1801 |
| University President..... | Robert L. Caslen |
| Athletics Director..... | Ray Tanner |
| Faculty Representative..... | Dr. Valinda Littlefield |
| Conference..... | Southeastern |
| Nickname..... | Gamecocks |
| Colors..... | Garnet & Black |
| Mascot..... | Cocky |

TEAM INFORMATION

| | |
|--------------------------------------|------------------------------|
| Head Coach..... | Mark Kingston |
| Alma Mater..... | North Carolina, 1995 |
| Record at South Carolina..... | 94-64 (3 years) |
| Career Record..... | 367-244-1 (12th Year) |
| Assistant Coach..... | Trip Couch |
| Assistant Coach..... | Skylar Meade |
| Assistant Coach..... | Stuart Lake |
| Student Assistant Coach..... | Sawyer Bridges |
| Director of Player Development..... | Mike Current |
| Director of Sport Performance..... | Billy Anderson |
| Athletics Trainer..... | Bryan Wells |
| Academic Advisor..... | Storm Blitz |
| Director of Operations..... | Wesley Turner |

2020 SEASON IN REVIEW/2021 OUTLOOK

| | |
|---------------------------------------|-------|
| 2020 Overall Record..... | 12-4 |
| 2020 SEC Record/Finish..... | N/A |
| 2020 Postseason Finish..... | N/A |
| Position Starters Returning/Lost..... | 8/1 |
| Pitchers Returning/Lost..... | 13/7 |
| Players Returning/Lost..... | 22/12 |

PROGRAM HISTORY

| | |
|--|--|
| First Year of Baseball..... | 1892 |
| First Year in SEC..... | 1992 |
| All-Time Record..... | 2,661-1,597-17 (.624) |
| All-Time SEC Record..... | 461-361-1 (.561) |
| SEC Championships..... | 3 (2000, 2002, 2011) |
| SEC Conference Tournament Titles..... | 1 (2004) |
| SEC East Titles..... | 7 (1999, 2000, 2002, 2003, 2011, 2012, 2016) |
| National Championships..... | 2 (2010, 2011) |
| NCAA Appearances/Last..... | 32/2018 |
| NCAA Tournament Record..... | 136-69 |
| College World Series Appearances/Last..... | 11/2012 |
| College World Series Record..... | 32-20 |

FACILITY INFORMATION

| | |
|---------------------------|--|
| Stadium (Dimensions)..... | Founders Park (L-325, C-400, R-325-A-375) |
| Capacity..... | 6,400 permanent seats (8,242 standing-room only) |
| Press Box Phone..... | 803-777-6648 |

MEDIA INFORMATION

| | |
|---|--|
| Assistant A.D. /Media Relations..... | Steve Fink |
| Associate Media Rel. Dir./Baseball Contact..... | Kent Reichert |
| Media Relations Main Phone..... | 803-777-5204 |
| Media Relations Fax..... | 803-777-2967 |
| Reichert Office Phone..... | 803-777-5257 |
| Reichert Cell Phone..... | 734-548-0878 |
| Reichert E-mail..... | kenr2@mailbox.sc.edu |
| Official Athletics Web Site..... | www.GamecocksOnline.com |
| Official Baseball Twitter..... | @GamecockBaseball |
| Media Relations Address..... | University of South Carolina Athletics |
| | Rice Athletics Center |
| | 1304 Heyward Street |
| | Columbia, SC 29208 |

SOUTH CAROLINA-GEORGIA HEAD-TO-HEAD

| Category | South Carolina | Georgia |
|-------------------|----------------|---------|
| Games | 23 | 24 |
| Batting Average | .277 | .282 |
| At-Bats | 792 | 804 |
| Runs | 148 | 128 |
| Hits | 219 | 227 |
| Doubles | 51 | 29 |
| Triples | 2 | 6 |
| Home Runs | 36 | 23 |
| Slugging Pct. | .482 | .419 |
| On-Base Pct. | .368 | .355 |
| Stolen Bases | 15-21 | 10-15 |
| ERA | 3.53 | 3.00 |
| Innings | 209.0 | 213.1 |
| Earned Runs | 82 | 71 |
| Strikeouts | 308 | 233 |
| Walks | 95 | 112 |
| Hits | 159 | 161 |
| Fielding Pct. | .974 | .980 |
| Overall Record | 17-6 | 17-7 |
| Conference Record | 4-2 SEC | 2-4 SEC |
| Current Streak | W6 | W2 |
| Last 5 Games | 5-0 | 3-2 |
| Last 10 Games | 6-4 | 6-4 |

single to set up Burgess' heroics. Burgess was named the SEC Newcomer of the Week, catching all 41 innings in four games while hitting .444 with a double and a home run.

JORDAN PITCHES GEM VS. FLORIDA

Brannon Jordan went seven innings, allowing just five hits and an unearned run in a 4-1 win over Florida on March 27. He walked just one, which was an intentional walk, and struck out nine to move to 2-2 on the season. Jordan retired 10 of the last 11 batters he faced and had at least one strikeout in six of the seven innings he pitched.

HOME RUN DERBY HIGHLIGHTS SUNDAY'S FLORIDA WIN

Carolina belted five home runs, all solo shots, in an 8-5 win over Florida on March 28. Brady Allen had two home runs on the day, while Wes Clarke, Andrew Eyster and Colin Burgess each had one. The Gamecocks also used a two-run double from George Callil and solid pitching from Will Sanders, Julian Bosnic and Brett Kerry to preserve the sweep.

GAMECOCKS LEAD IN K's PER NINE

Heading into this weekend's action, South Carolina currently leads the country in strikeouts per nine innings at 13.3 punchouts per game. The Gamecocks are followed by Mississippi State, Penn, Ole Miss and Florida State in the top five. Individually, Brannon Jordan is 24th in the nation with 14.10 strikeouts per nine innings. Carolina struck out 19 batters in the 9-8, 14-inning win over Florida and in last Tuesday's game vs. The Citadel as freshman Will Sanders struck out a career high 10 batters.

KERRY K's COMMODORES

Junior Brett Kerry struck out 10 in 5.2 innings of relief as Carolina won the series finale against No. 2 Vanderbilt, 6-5, on Sunday afternoon (March 21). Kerry allowed just three hits and did not walk a batter in his appearance to move to 2-0 on the season. Kerry currently has a 1.50 ERA with 34 strikeouts in 18 innings pitched.

FARR RECORDS CAREER HIGH VS. LONGHORNS

Thomas Farr struck out a career high 10 batters in Carolina's 4-1 loss to Texas on March 12. Farr went six innings in the start, allowing seven hits and a run with just one walk to go along with the 10 punchouts. On the season, Farr is 2-1 with a 2.94 ERA.

WIMMER DOES IT ALL ON SUNDAY IN TEXAS

Braylen Wimmer was a perfect 4-for-4 with two doubles and an RBI in Sunday's 8-5 loss

at Texas. Wimmer also made a home run saving catch in center field in the series finale. Wimmer leads the team with a .366 batting average and leads the team with nine doubles.

STELLAR PITCHING LIFTS CAROLINA TO SWEEP OF MERCER

The South Carolina pitching staff struck out 44 batters and allowed just one run in 27 innings pitched in a three-game sweep of Mercer on March 5-7. Thomas Farr earned the win on Friday, allowing six hits and a run with five strikeouts in 5.1 innings pitched. On Saturday, Brannon Jordan recorded a career-high 11 strikeouts in the 4-0 win while Julian Bosnic struck out nine in 5.1 innings in a 1-0 win on Sunday. Jack Mahoney and Brett Kerry pitched twice during the weekend and Andrew Peters struck out five in 2.2 innings of relief on Friday.

GAMECOCKS IN THE NATIONAL RANKINGS

Carolina has earned a spot in all six of college baseball's national polls after the fifth weekend of play. The Gamecocks are eighth in Collegiate Baseball, 11th in Baseball America, 14th in D1Baseball, 15th in the USA Today Coaches' poll and 16th in both Perfect Game and the NCBWA.

GAMECOCKS SECURE SERIES WIN OVER CLEMSON

For the second time in three seasons, Carolina has won the series over Clemson. This time, after a rain out on Friday night, the Gamecocks had back-to-back walk-off wins over the Tigers on Feb. 27 and 28. Andrew Eyster delivered the walk-off hit in both games of the series. His double in Greenville on Saturday drove in Brady Allen in the bottom of the 11th. He then had a walk-off single in the ninth in Columbia on Sunday. The third game will be played on May 11 in Clemson.

EYSTER SEND EVERYONE HOME -- TWICE

Andrew Eyster had walk-off hits in back-to-back wins over Clemson on Feb. 27-28. The senior from Ocala, Fla., doubled in the 11th inning in a 3-2 win on Saturday in Greenville. He then had a walk-off single in the ninth inning in the 8-7 win on Sunday in Columbia. Eyster is hitting .455 with five doubles, a triple, a home run and six RBI in eight games played against the Tigers.

CLARKE HAS A START TO REMEMBER

Wes Clarke has had a start to remember in 2021. The two-time SEC Co-Player of the Week and National Player of the Week is hitting .313 with 14 home runs, 30 RBI, 69 total bases, 29 runs scored, two doubles and 25 walks. Clarke hit two home runs on Feb. 20 against Dayton and had three in the 12-4 win over Winthrop. It was the first time a Gamecock had three home runs in a game since Justin Smoak had three against USC Upstate on April 15, 2008. The junior then had two home runs, including a three-run shot, in the win over Clemson on Feb. 28. Clarke currently leads the nation with 14 home runs, is tied for the lead with 25 walks, leads the SEC in home runs and total bases and is tied for the lead in walks.

WILL EQUALS WINS IN CLEMSON WEEKEND

Will Sanders earned wins in both Clemson games on Feb. 27 and Feb. 28. He came into the 11th inning with runners on first and second with no outs and induced a double play and groundout to end the Clemson threat. Carolina then went on to win in the bottom of the 11th. On Sunday vs. Clemson, Sanders again came in with runners on first and second with one out in the ninth and got a fly out and groundout to end the Clemson threat. He picked up the win after Carolina walked it off in the ninth.

BOSNIC BREAKS A RECORD IN FIRST CAREER START

Julian Bosnic set a Carolina record with eight consecutive strikeouts in the Sunday win over Dayton (Feb. 21). Bosnic hit the first batter but then struck out eight consecutive Flyers before a walk on a 3-2 count. He broke the record of seven, set by Adam Hill vs. Charleston Southern in 2018 and Alex Farotto vs. Mississippi State in 2007.

NO BREAKS IN THE GAMECOCKS' SLATE

South Carolina will have 21 games against teams currently in the D1Baseball.com Top-25 poll during the 2021 season. Carolina has three-game series against No. 1 Vanderbilt, No. 2 Arkansas, No. 3 Ole Miss, No. 5 Texas, No. 8 Mississippi State, No. 9 Tennessee, and No. 15 Florida this spring. This does not include the three-game sets with Clemson and LSU and three games at Georgia, both of whom are receiving votes in most national polls. In fact, the Gamecocks face the top four teams in the SEC West this season to go along with playing the five SEC East teams.

GAMECOCKS PICKED FOURTH IN THE EAST

Carolina was picked to finish fourth in the SEC Eastern Division by the league's 14 head coaches.

The Gamecocks earned 55 votes in the coaches' poll, good for fourth in the SEC East division behind Florida (91 votes, 13 first-place votes), Vanderbilt (79 votes, 1 first-place votes) and Tennessee (58 votes). Carolina was followed by Georgia (51 votes), Missouri (28 votes) and Kentucky (23 votes).

Ole Miss has been picked to win the Western Division with 78 votes and seven first-place votes. The Rebels were followed by Mississippi State (73 votes, 3 first-place votes), Arkansas (72 votes, 2 first-place votes), LSU (63 votes, 2 first-place votes), Texas A&M (36 votes),

Vs. Georgia (65-63-0)

H: 40-25; A: 25-36; N: 0-2

LAST 10 MEETINGS vs. GEORGIA

| Year | Date | Result | Score | Site |
|------|------|--------|-------|----------|
| 2016 | 4/17 | L | 3-5 | Athens |
| 2017 | 5/18 | L | 3-6 | Columbia |
| 2017 | 5/19 | L | 4-5 | Columbia |
| 2017 | 5/20 | W | 10-0 | Columbia |
| 2018 | 3/23 | L | 5-7 | Athens |
| 2018 | 3/24 | L | 3-12 | Athens |
| 2018 | 3/25 | L | 0-3 | Athens |
| 2019 | 3/15 | L | 1-6 | Columbia |
| 2019 | 3/16 | L | 7-8 | Columbia |
| 2019 | 3/17 | L | 2-4 | Columbia |

Career vs. Georgia

| Player | Avg. | R | H | HR | RBI | BB | SO |
|--------|------|---|---|----|-----|----|----|
| Allen | .125 | 3 | 1 | 1 | 1 | 3 | 4 |
| Callil | .222 | 0 | 2 | 0 | 1 | 0 | 2 |
| Eyster | .154 | 1 | 2 | 1 | 2 | 0 | 9 |

| Player | ERA | IP | H | R | ER | BB | SO |
|----------|------|-----|---|---|----|----|----|
| Coyne | 0.00 | 1.2 | 0 | 0 | 0 | 1 | 0 |
| Gilreath | 8.31 | 4.1 | 7 | 4 | 4 | 3 | 2 |
| Kerry | 6.23 | 4.1 | 3 | 3 | 3 | 1 | 4 |
| Lloyd | 0.00 | 0.1 | 1 | 2 | 0 | 1 | 0 |
| Sweatt | 7.20 | 5.0 | 5 | 5 | 4 | 0 | 1 |
| Tringali | 0.00 | 2.1 | 0 | 0 | 0 | 0 | 3 |

PROBABLE GAMECOCK STARTERS

| Pos. | No., Player |
|------|--------------------------------|
| C | #10 Colin Burgess (R/R, So.) |
| or | #28 Wes Clarke (R/R, Jr.) |
| 1B | #26 David Mendham (L/R, Jr.) |
| 2B | #3 Braylen Wimmer (R/R, So.) |
| SS | #6 George Callil (R/R, 5th.) |
| 3B | #7 Brennan Milone (R/R, So.) |
| or | #8 Jeff Heinrich (R/R, Sr.) |
| LF | #12 Josiah Sightler (L/L, Jr.) |
| CF | #33 Brady Allen (R/L, Jr.) |
| RF | #11 Andrew Eyster (R/R, Sr.) |
| DH | #28 Wes Clarke (R/R, Jr.) |
| or | #12 Josiah Sightler (L/L, Jr.) |

| Date | Probable Pitchers |
|------|-------------------------------|
| Fri. | #34 Thomas Farr (R/R, R-Jr.) |
| Sat. | #22 Brannon Jordan (R/R, Sr.) |
| Sun. | TBA |

HOME RUN TRACKER

| Player | Date | Opponent | Pitcher | On Base | Inn | Outs |
|--------------|----------|-------------|------------|---------|-----|------|
| 1. Clarke | Feb. 19 | Dayton | Wolfe | 2 | 1 | 0 |
| 2. Eyster | Feb. 19 | Dayton | Wolfe | 3 | 3 | 1 |
| 3. Clarke | Feb. 20 | Dayton | Olson | 0 | 1 | 2 |
| 4. Wimmer | Feb. 20 | Dayton | Olson | 1 | 2 | 2 |
| 5. Burgess | Feb. 20 | Dayton | Jones | 0 | 4 | 0 |
| 6. Allen | Feb. 20 | Dayton | Brus | 0 | 7 | 0 |
| 7. Clarke | Feb. 20 | Dayton | Majick | 2 | 8 | 1 |
| 8. Clarke | Feb. 23 | Winthrop | Ohs | 0 | 3 | 1 |
| 9. Eyster | Feb. 23 | Winthrop | Ohs | 0 | 3 | 2 |
| 10. Clarke | Feb. 23 | Winthrop | Lumpkin | 0 | 6 | 2 |
| 11. Wimmer | Feb. 23 | Winthrop | Rendon | 0 | 8 | 0 |
| 12. Clarke | Feb. 23 | Winthrop | Rendon | 0 | 8 | 0 |
| 13. Mendham | Feb. 23 | Winthrop | Rendon | 0 | 8 | 0 |
| 14. Sightler | Feb. 23 | Winthrop | Rendon | 0 | 8 | 1 |
| 15. Clarke | Feb. 28 | Clemson | Olenchuk | 0 | 3 | 2 |
| 16. Wimmer | Feb. 28 | Clemson | Olenchuk | 0 | 5 | 0 |
| 17. Clarke | Feb. 28 | Clemson | Clark | 2 | 5 | 1 |
| 18. Allen | March 2 | Winthrop | Skinner | 2 | 2 | 1 |
| 19. Eyster | March 2 | Winthrop | White | 2 | 4 | 2 |
| 20. Wimmer | March 5 | Mercer | Green | 1 | 4 | 2 |
| 21. Sightler | March 6 | Mercer | Lobus | 0 | 1 | 1 |
| 22. Clarke | March 14 | Texas | Kubichek | 0 | 3 | 0 |
| 23. Clarke | March 17 | Davidson | Walker | 0 | 7 | 0 |
| 24. Allen | March 21 | Vanderbilt | Schultz | 0 | 4 | 0 |
| 25. Wimmer | March 21 | Vanderbilt | Schultz | 0 | 4 | 0 |
| 26. Clarke | March 23 | The Citadel | Beckley | 1 | 1 | 2 |
| 27. Eyster | March 26 | Florida | Specht | 0 | 14 | 2 |
| 28. Clarke | March 27 | Florida | Leftwich | 2 | 5 | 1 |
| 29. Clarke | March 28 | Florida | Barco | 0 | 2 | 0 |
| 30. Eyster | March 28 | Florida | Barco | 0 | 2 | 0 |
| 31. Burgess | March 28 | Florida | Barco | 0 | 2 | 2 |
| 32. Allen | March 28 | Florida | Barco | 0 | 3 | 0 |
| 33. Allen | March 28 | Florida | Specht | 1 | 6 | 2 |
| 34. Clarke | March 30 | GWU | Davis | 2 | 1 | 0 |
| 35. Callil | March 30 | GWU | Washington | 0 | 5 | 1 |
| 36. Allen | March 30 | GWU | Strickland | 1 | 7 | 2 |

*Walk-off

Auburn (32 votes) and Alabama (31 votes).

Florida earned 12 votes to win the SEC championship, followed by Mississippi State and Vanderbilt with one vote apiece.

CLARKE NAMED A PRESEASON ALL-AMERICAN; ALL-SEC

Junior Wes Clarke was named to the Collegiate Baseball Pre-season All-America third team and the Preseason All-SEC second team before the start of the 2021 season.

Clarke, who also was named a Collegiate Baseball Third Team All-American in 2020, led the SEC and was tied for third in the country with eight home runs last year while driving in 22, which was tied for third in the league. Clarke hit .286 with 14 runs scored in 16 games played for the Gamecocks. He was 3-for-4 with three runs scored, two home runs and seven RBI in a win over Northwestern on Feb. 22. He also hit the game-winning home run in the top of the 12th inning in a 2-1 win at Furman (March 3). Clarke had a .406 on-base percentage and did not commit an error at first base for Carolina.

EXPERIENCE AT CORNER OUTFIELD POSITIONS

Senior Andrew Eyster and junior Brady Allen, projected starters for left and right field, respectively, return for their third seasons in the Garnet and Black. Eyster has a career .308 batting average at Carolina with 15 doubles, 14 home runs and 44 RBI. He also earned the Tom Price Award in 2020, handed out to the Gamecocks' MVP of the Clemson series. Allen led Carolina last season with a .327 batting average in 2020 and has 10 career home runs to go along with 38 RBI.

DEPTH ON THE MOUND

The Gamecocks will have options when it comes to who will be on the mound. Carolina has 22 pitchers on its 2021 roster, including 2019 Freshman All-SEC honoree Brett Kerry and a pair of weekend starters from last year in Thomas Farr and Brannon Jordan. Kerry is projected to be the Gamecocks' closer this season and Daniel Lloyd also is in that mix. Kerry was 2-0 with a 3.60 ERA and a save in six appearances last season. Lloyd also had a save and struck out 13 batters in nine innings. The quartet of Julian Bosnic, John Gilreath, Brett Thomas and Josiah Sightler did not allow an earned run in 19 innings of work. Carolina returns 11 pitchers who worked last season and Wesley Sweatt, who pitched 43.2 innings in 2019.

FRESH FACES

Carolina welcomes in 18 newcomers to the 2021 team, 13 high schoolers, three junior college transfers and two grad transfers. This recruiting class was ranked as high as No. 4 in the country by Perfect Game. D1Baseball.com had the class at No. 5 in the country while Baseball America tabbed it at No. 6 in the nation. Collegiate Baseball ranked the class No. 8 in the country. The 18-man recruiting class features six student-athletes (Alek Boychuk, Magdiel Cotto, Jackson Phipps, Will Sanders, Josh Shuler and Jalen Vasquez) that were in Baseball America's Top 500 prospects for the 2020 MLB Draft and had Brandon Fields on the list before he declared that he was coming to school.

10-YEAR CHAMPIONSHIP ANNIVERSARY

The University of South Carolina baseball program will celebrate the 10-year anniversary of the 2011 national championship team all season long at Founders Park. Throughout the season, members of the 2011 squad will throw out virtual first pitches at select Carolina home games. There also will be in-game promos geared towards that historic season. Fans also can relive the 2011 season on the Gamecock baseball social platforms throughout the year. Each Thursday, there will be a post highlighting the successes of the team during that week in 2011, leading up to the national championship run in Omaha.

UP NEXT

Carolina visits Truist Field in Charlotte, N.C., for its annual game with North Carolina Tuesday night (April 6) at 7 p.m.

SOUTH CAROLINA TEAM SUPERLATIVES 2021 SEASON

BATTING

At bats: 58, vs Florida (March 26, 2021)
 Runs scored: 19, vs Winthrop (March 2, 2021)
 Hits: 20, vs Florida (March 26, 2021)
 RBIs: 15, vs Winthrop (March 2, 2021)
 Doubles: 6, vs Florida (March 26, 2021)
 Triples: 2, vs Dayton (Feb 19, 2021)
 Home runs: 7, vs Winthrop (Feb 23, 2021)
 Total bases: 39, vs Winthrop (Feb 23, 2021)
 Walks: 11, vs Winthrop (March 2, 2021)
 Strikeouts: 21, vs Clemson (Feb 27, 2021)
 Sac hits: 2, vs Mercer (March 6, 2021)
 2, vs Florida (March 26, 2021)
 2, vs Dayton (Feb 20, 2021)
 2, at Vanderbilt (March 21, 2021)
 2, vs Gardner-Webb (March 30, 2021)
 3, vs The Citadel (March 23, 2021)
 Stolen bases: 6, vs Florida (March 27, 2021)
 Hit by pitch: 1, (6 times)
 Caught stealing: 2, vs Clemson (Feb 27, 2021)
 Runners LOB: 2, vs Winthrop (March 2, 2021)
 Hit into DP: 2, at Texas (March 13, 2021)

FIELDING

Putouts: 42, vs Florida (March 26, 2021)
 Assists: 14, vs Winthrop (March 2, 2021)
 Errors: 3, at Texas (March 14, 2021)
 Passed balls: 1, (4 times)
 DPs turned: 2, at Texas (March 12, 2021)

PITCHING

Innings pitched: 14.0, vs Florida (March 26, 2021)
 Runs allowed: 9, vs Davidson (March 17, 2021)
 Earned runs: 8, vs Winthrop (March 2, 2021)
 Walks allowed: 13, vs Florida (March 26, 2021)
 Strikeouts: 19, vs Florida (March 26, 2021)
 Hits allowed: 13, at The Citadel (March 10, 2021)
 Doubles allowed: 3, vs Clemson (Feb 28, 2021)
 3, vs Davidson (March 17, 2021)
 3, at Vanderbilt (March 20, 2021)
 Triples allowed: 1, (5 times)
 Homers allowed: 2, (5 times)
 Wild pitches: 4, vs Gardner-Webb (March 30, 2021)
 Hit batters: 2, (4 times)

SOUTH CAROLINA INDIVIDUAL SUPERLATIVES 2021 SEASON

BATTING

At bats: 7, (5 times)
 Runs scored: 4, Wes Clarke vs Winthrop (Feb 23, 2021)
 Hits: 4, (4 times)
 RBIs: 5, Wes Clarke vs Dayton (Feb 20, 2021)
 5, Joe Satterfield vs Winthrop (March 2, 2021)
 Doubles: 2, (6 times)
 Triples: 1, Brady Allen vs Dayton (Feb 19, 2021)
 1, Andrew Eyster vs Dayton (Feb 19, 2021)
 Home runs: 3, Wes Clarke vs Winthrop (Feb 23, 2021)
 Total bases: 12, Wes Clarke vs Winthrop (Feb 23, 2021)
 Walks: 3, Brennan Milone vs Winthrop (March 2, 2021)
 3, Braylen Wimmer vs Mercer (March 6, 2021)
 3, Brady Allen at The Citadel (March 10, 2021)
 Strikeouts: 4, George Callil vs Florida (March 26, 2021)
 1, (13 times)
 Sac hits: 1, (15 times)
 Stolen bases: 1, (15 times)
 Hit by pitch: 2, Andrew Eyster vs Davidson (March 17, 2021)
 2, Jeff Heinrich vs. Florida (March 27, 2021)
 2, Andrew Eyster vs Florida (March 27, 2021)
 Caught stealing: 1, (6 times)
 Runners LOB: 6, Colin Burgess vs Clemson (Feb 27, 2021)

FIELDING (TEAM GAME HIGHS)














Putouts: 20, Colin Burgess vs Florida (March 26, 2021)
 Assists: 4, Braylen Wimmer vs Clemson (Feb 28, 2021)
 4, Braylen Wimmer vs Mercer (March 5, 2021)
 4, George Callil at The Citadel (March 10, 2021)
 Errors: 1, (21 times)
 Passed balls: 1, (4 times)

PITCHING (TEAM GAME HIGHS)
















Innings pitched: 7.0, Brannon Jordan vs Florida (March 27, 2021)
 Runs allowed: 6, Julian Bosnic at Texas (March 14, 2021)
 Earned runs: 5, Julian Bosnic at Vanderbilt (March 21, 2021)
 Walks allowed: 6, Thomas Farr vs Florida (March 26, 2021)
 Strikeouts: 11, Brannon Jordan vs Mercer (March 6, 2021)
 Hits allowed: 7, Thomas Farr at Texas (March 12, 2021)
 Doubles allowed: 2, Brannon Jordan vs Clemson (Feb 28, 2021)
 2, Travis Luensmann vs Davidson (March 17, 2021)
 2, Brannon Jordan vs Florida (March 27, 2021)
 Triples allowed: 1, (5 times)
 Homers allowed: 2, Brannon Jordan at Texas (March 13, 2021)
 Wild pitches: 2, Parker Coyne vs Gardner-Webb (March 30, 2021)
 Hit batters: 2, Cam Tringali vs. Winthrop (March 2, 2021)
 2, Julian Bosnic vs Mercer (March 7, 2021)

Bold italic denotes school record

GAMECOCK HITTER NOTES (PROBABLE STARTERS)

| | | | |
|----|---|---|--|
| 3 |  | BRAYLEN WIMMER - So. - INF - 6-4 - 200 - Yukon, Okla. AVG. R 2B 3B HR RBI SB .366 19 9 0 5 14 2 | - Had four hits in a 14-inning win over Florida on March 26 - Named All-State first team by the Oklahoman as a senior - Made 10 starts and had three multi-hit games as a freshman in 2020 - Dad, Chris, was a 2-time All-American at Wichita State, played in 1992 Olympics - LAST SERIES: 2-5, 1 R vs. Gardner-Webb (March 30) |
| 6 |  | GEORGE CALLIL - 5th - INF - 6-4 - 201 - Melbourne, Australia AVG. R 2B 3B HR RBI SB .211 8 4 0 1 6 3 | - Led the SEC and was tied for second in the country with 12 hit-by-pitches in 2020 - Had a .446 on-base percentage with 10 RBI in 16 starts last season - Two-run double in Carolina's 8-5 win over Florida on March 28 - Was the shortstop for the U18 Australian National Team - LAST SERIES: 1-3, 1 HR, 1 RBI vs. Gardner-Webb (March 30) |
| 7 |  | BRENNAN MILONE - So. - INF - 6-0 - 200 - Woodstock, Ga. AVG. R 2B 3B HR RBI SB .167 10 4 0 0 3 1 | - Selected in the 28th round of the 2019 MLB First-Year Player Draft by the Dodgers - Rated the No. 3 Top SEC Prospect for the 2022 Draft by D1Baseball - Passed Nick Markakis in owning school records for home runs, RBI, walks, runs & hits - Named the No. 10 breakout candidate for 2021 by Baseball America - LAST SERIES: Def. replacement vs. Gardner-Webb (March 30) |
| 8 |  | JEFF HEINRICH - Sr. - INF - 6-0 - 189 - Lake in the Hills, Ill. AVG. R 2B 3B HR RBI SB .275 3 4 0 0 8 2 | - Selected in the 40th round of the 2019 MLB First-Year Player Draft by the Giants - Scored 10 runs and was 3-for-4 in stolen bases in 2020 - Doubled and drove in a pair of runs in the win over Winthrop (Feb. 23) - Went 3-for-5 in an extra-inning win over Clemson (Feb. 27) - LAST SERIES: 1-4, 1 R vs. Gardner-Webb (March 30) |
| 9 |  | NOAH MYERS - Sr. - OF - 6-1 - 191 - Wyoming, Ontario AVG. R 2B 3B HR RBI SB .091 3 1 0 0 0 0 | - Selected in the 30th round of the 2019 MLB First-Year Player Draft by the Blue Jays - Notched a school-record 77 stolen bases as a sophomore at Wabash Valley C.C. - Was 4-for-4 with two runs scored and three RBI in a win over The Citadel (3/10/20) - Great Lake Canadians Hitter of the Year and MVP (2017) - LAST SERIES: Def. replacement vs. Gardner-Webb (March 30) |
| 10 |  | COLIN BURGESS - So. - C - 5-8 - 195 - Lexington, Ky. AVG. R 2B 3B HR RBI SB .259 7 1 0 2 8 0 | - Received the Johnny Bench Award in 2019, awarded to the top HS catcher in Kentucky - Helped Tates Creek HS to a state championship his senior season - Had a .423 slugging percentage and a .357 on-base percentage in 2020 - Walk-off double in Carolina's 9-8, 14-inning win over Florida (March 26) - LAST SERIES: 6-14, 3 R, 1 2B, 1 HR, 2 RBI vs. Florida (March 26-28) |
| 11 |  | ANDREW EYSTER - Sr. - OF - 6-3 - 214 - Ocala, Fla. AVG. R 2B 3B HR RBI SB .295 11 6 1 5 19 1 | - Back-to-back walk-off hits to defeat Clemson (Feb. 27-28) - Homered in the 14th inning to tie the game vs. Florida (March 26) - Earned the Tom Price Award for MVP of the Clemson series (Feb. 28-March 1) - 2x MLB Draft pick (2017, Diamondbacks 27th rd.; 2018, Indians, 32nd rd) - LAST SERIES: 2-3, 1 2B, 1 HBP vs. Gardner-Webb (March 30) |
| 12 |  | JOSIAH SIGHTLER - Jr. - INF/P - 6-5 - 232 - Gaston, S.C. AVG. R 2B 3B HR RBI SB .329 14 6 0 2 13 2 | - Belted a solo home run in the win over Mercer (March 6) - Homered and had three hits in the win over Winthrop (Feb. 23) - Tripled in the win over Charleston Southern on April 23, 2019 - Drafted in the 12th round of the 2018 MLB First-Year Player Draft by the Reds - LAST SERIES: 2-4, 1 2B, 1 RBI vs. Gardner-Webb (March 30) |
| 13 |  | MICHAEL ROBINSON - Jr. - INF - 6-3 - 197 - Elizabethton, Tenn. AVG. R 2B 3B HR RBI SB .167 1 0 0 0 0 0 | - Helped Walters State to the NJCAA D1 World Series in 2019 - Had the game-winning single in Walters State's win over Navarro in the NJCAAWS - Played high school baseball at Elizabethton High School - Perfect Game Preseason All-Southeast Region HM (2017) - LAST SERIES: Def. replacement vs. Gardner-Webb (March 30) |
| 14 |  | JOE SATTERFIELD - Gr. - INF - 6-0 - 194 - Greenville, S.C. AVG. R 2B 3B HR RBI SB .250 5 2 0 0 8 0 | - Was an All-CAA first team selection in 2019 while at Elon - Was a team captain at Elon in 2020 - Drove in five runs in his first start in a win over Winthrop (March 2) - Helped J.L. Mann High School to a pair of state runner-up finishes - LAST SERIES: 0-3 vs. Gardner-Webb (March 30) |
| 26 |  | DAVID MENDHAM - Jr. - INF/C - 6-3 - 219 - Dorchester, Ont. AVG. R 2B 3B HR RBI SB .269 11 4 0 1 12 0 | - Was an NJCAA Second Team All-American at Connors State C.C. in Warner, Okla. - Hit .422 with 14 home runs and 85 RBI his freshman season at Connors State - Played for the Savannah Bananas in the Coastal Plain League (Summer 2020) - Bases-clearing double in a 5-1 win over Dayton (Feb. 21) - LAST SERIES: 2-3, 1 2B, 1 RBI vs. Gardner-Webb (March 30) |
| 28 |  | WES CLARKE - Jr. - INF/C - 6-2 - 236 - Forest, Va. AVG. R 2B 3B HR RBI SB .313 29 2 0 14 30 0 | - NCBWA National Player of the Month for February - Leads the country with 14 home runs; had three in win over Winthrop (Feb. 23) - Belted two home runs in a win over Clemson (Feb. 28) - Drafted in the 40th round of the 2018 MLB First-Year Player Draft by the Brewers - LAST SERIES: 1-4, 2 R, 1 HR, 3 RBI vs. Gardner-Webb (March 30) |
| 33 |  | BRADY ALLEN - Jr. - OF - 6-1 - 218 - Lakeland, Fla. AVG. R 2B 3B HR RBI SB .309 25 8 1 6 16 4 | - Led the Gamecocks with a .327 batting average in 2020 - Homered twice in the 8-5 win over Florida (March 28) - In 2020, led the SEC with five triples - Had three hits and homered in the win over No. 2 Vanderbilt (March 21) - LAST SERIES: 2-4, 2 R, 1 HR, 3 RBI vs. Gardner-Webb (March 30) |

GAMECOCK BULLPEN NOTES

| | | | |
|----|---|---|--|
| 4 |  | JACKSON PHIPPS - Fr. - LHP - 6-5 - 230 - Dallas, Ga. ERA IP H R ER BB SO 7.36 7.1 11 6 6 2 11 | <ul style="list-style-type: none"> - Three-time All-State selection at East Paulding High School in Dallas, Ga. - Tied Zach Wheeler for strikeouts in a game at East Paulding (16) - No. 49-ranked HS prospect for the 2020 draft by Athlon Sports - Invited to the USA Baseball and MLB's Prospect Development Pipeline League - LAST OUTING: 2.0 IP, 2 H, 1 R, 0 BB, 5 K vs. Gardner-Webb (March 30) |
| 12 |  | JOSIAH SIGHTLER - Jr. - INF/P - 6-5 - 232 - Gaston, S.C. ERA IP H R ER BB SO 4.70 7.2 10 4 4 2 8 | <ul style="list-style-type: none"> - Earned the win over Winthrop (March 2), striking out four in three innings - Struck out four batters in 1.2 innings pitched vs. Cornell (March 7, 2020) - Made his first career appearance vs. Mississippi State on May 16, 2019 - Drafted in the 12th round of the 2018 MLB First-Year Player Draft by the Reds - LAST OUTING: 0.2 IP, 2 H, 0 R, 1 BB, 0 K, at Texas (March 14) |
| 15 |  | DANIEL LLOYD - Jr. - RHP - 6-3 - 232 - Summerville, S.C. ERA IP H R ER BB SO 3.55 12.2 9 5 5 7 17 | <ul style="list-style-type: none"> - Made eight appearances in 2020, striking out 13 batters in nine innings - Held opponents to a .235 batting average - Had a save in the win over Holy Cross (Feb. 15, 2020) - Had three strikeouts in 2.2 innings pitched in a win over Dayton (Feb. 21) - LAST OUTING: 0.2 IP, 0 H, 0 R, 0 BB, 1 K vs. Gardner-Webb (March 30) |
| 16 |  | JOHN GILREATH - Sr. - LHP - 5-11 - 179 - Rock Hill, S.C. ERA IP H R ER BB SO 3.18 5.2 4 2 2 5 4 | <ul style="list-style-type: none"> - Made five appearances in 2020, striking out nine in 5.2 innings - Held opponents to a .174 batting average - Made 40 appearances his first two seasons at Carolina - Enrolled at South Carolina after graduating high school in the fall of 2017 - LAST OUTING: 1.1 IP, 1 H, 1 R, 0 BB, 0 K vs. Gardner-Webb (March 30) |
| 18 |  | JULIAN BOSNIC - R-So. - LHP - 6-3 - 219 - Lutz, Fla. ERA IP H R ER BB SO 4.64 21.1 10 13 11 14 40 | <ul style="list-style-type: none"> - Was 2-0 with a 0.00 ERA and seven strikeouts in 6.2 IP in 2020 - Missed the 2019 season due to injury. - Struck out five in three innings of relief in a win over Florida (March 28) - Had 93 strikeouts in 52.2 innings pitched at Berkley Prep in Florida - LAST OUTING: 3.0 IP, 1 H, 0 R, 0 BB, 5 K vs. Florida (March 28) |
| 20 |  | ANDREW PETERS - R-Jr. - RHP - 6-2 - 191 - Morris, Ill. ERA IP H R ER BB SO 1.56 17.1 8 3 3 5 28 | <ul style="list-style-type: none"> - Drafted in the 21st round of the 2019 MLB First-Year Player Draft by the Rays - Made three appearances on the mound, striking out four batters in 2.1 innings - Earned the win in a 12-5 victory over Dayton (Feb. 20); 3 K's in 2.0 IP - Broke the single-season strikeout record at Maryville (70) - LAST OUTING: 4.0 IP, 1 H, 0 R, 3 BB, 5 K vs. Florida (March 26) |
| 21 |  | MAGDIEL COTTO - Fr. - LHP - 6-4 - 245 - Fort Mill, S.C. ERA IP H R ER BB SO 5.40 5.0 5 4 3 2 4 | <ul style="list-style-type: none"> - Ranked the top LHP in the state of SC by Perfect Game in the class of 2020 - No. 189 on MLB Pipeline's Top 200 best prospects for the 2020 Draft - Had 27 strikeouts in 13.2 innings pitched at Nation Ford HS as a senior - Attended Bethel Park High School in Pennsylvania his Fr. and So. seasons - LAST OUTING: 1.0 IP, 2 H, 0 R, 0 BB, 1 K vs. Davidson (March 17) |
| 23 |  | JACK MAHONEY - Fr. - RHP - 6-2 - 210 - Arlington Hts., Ill. ERA IP H R ER BB SO 1.69 16.0 12 4 3 5 22 | <ul style="list-style-type: none"> - Was 12-5 with a save and 105 strikeouts at St. Viator High School - Helped St. Viator to a 3A state championship as a freshman - Was ranked No. 3 player in the State of Illinois in the class of 2020 (Perfect Game) - Also played football and basketball at St. Viator - LAST OUTING: 4.0 IP, 5 H, 1 R, 0 BB, 6 K vs. Gardner-Webb (March 30) |
| 32 |  | WILL SANDERS - Fr. - RHP - 6-6 - 210 - Atlanta, Ga. ERA IP H R ER BB SO 2.66 20.1 14 7 6 5 26 | <ul style="list-style-type: none"> - SEC Freshman of the Week (March 1) - Struck out a career high 10 in a win over The Citadel (March 23) - 4A All-State first team at Woodward Academy (2019) - Ranked No. 2 RHP in Georgia by Perfect Game in the class of 2020 - LAST OUTING: 4.0 IP, 2 H, 2 ER, 1 BB, 6 K vs. Florida (March 28) (WIN) |
| 37 |  | CAM TRINGALI - R-Jr. - RHP - 6-4 - 228 - Columbia, S.C. ERA IP H R ER BB SO 81.00 0.1 1 3 3 0 1 | <ul style="list-style-type: none"> - Was 1-0 with a 3.38 ERA and 13 strikeouts in 10.2 innings in 2020 - Struck out seven in five innings of relief to earn the win at Furman (March 3, 2020) - SEC Community Service team (2020) - Held opponents to a .205 batting average in 2020 - LAST OUTING: 0.1 IP, 1 H, 3 R, 0 BB, 1 K vs. Winthrop (March 2) |
| 40 |  | WESLEY SWEATT - Jr. - RHP - 6-3 - 219 - Rock Hill, S.C. ERA IP H R ER BB SO 10.80 3.1 6 4 4 0 3 | <ul style="list-style-type: none"> - Back in the bullpen after missing 2020 due to injury. - Appeared in 23 games in 2019, going 2-3 with a 4.33 ERA and a save - Earned wins over N.C. State and Clemson his freshman season - Class 5A All-State team at Northwestern High School (2017, '18) - LAST OUTING: 0.2 IP, 3 H, 2 R, 0 BB, 1 K vs. The Citadel (March 23) |
| 44 |  | PARKER COYNE - Sr. - RHP - 6-2 - 210 - Suwanee, Ga. ERA IP H R ER BB SO 5.79 4.2 3 3 3 3 8 | <ul style="list-style-type: none"> - Struck out 13 batters in eight innings of work in 2020 - Allowed one run with four strikeouts in four innings at Furman (March 3, 2020) - Made 35 appearances in his first two seasons at Carolina - Held opponents to a .192 batting average in 2018 - LAST OUTING: 0.2 IP, 0 R, 0 R, 1 BB, 1 K vs. Gardner-Webb (March 30) |
| 45 |  | CJ WEINS - Jr. - RHP - 6-3 - 222 - Lockport, Ill. ERA IP H R ER BB SO 13.50 1.1 1 3 2 4 2 | <ul style="list-style-type: none"> - Was a NJCAA All-American pitcher at Wabash Valley C.C. in 2019 - Had a 5-0 record with seven saves as a freshman - Played high school baseball at Lockport Township East H.S. in Illinois - Helped Wabash Valley with a 55-4 mark in 2019 - LAST OUTING: 0.1 IP, 1 H, 1 R, 0 ER, 1 BB, 0 K vs. Gardner-Webb (March 30) |
| 49 |  | BRETT KERRY - Je. - RHP - 6-0 - 213 - Clemmons, N.C. ERA IP H R ER BB SO 1.50 18.0 12 3 3 4 34 | <ul style="list-style-type: none"> - Was 2-0 with a 3.60 ERA and a save in six appearances in 2020 - Struck out 10 in 5.2 innings of relief to earn the win at Vanderbilt (March 21) - 2019 Freshman All-SEC performer - Struck out 18 batters in 15 innings in 2020 - LAST OUTING: 2.0 IP, 3 H, 2 R, 1 BB, 3 K vs. Florida (March 28) |
| 50 |  | TRAVIS LUENSMANN - Fr. - RHP - 6-6 - 234 - Altoona, Pa. ERA IP H R ER BB SO 15.43 2.1 4 6 4 1 2 | <ul style="list-style-type: none"> - Went 8-1 with 82 strikeouts his junior season at Bellwood-Antis High School - Altoona Mirror First Team (2018, '19) - Inter-County Conference All-Star (2019) - Ranked No. 4 player in the state of Pennsylvania in the class of 2020 by PG - LAST OUTING: 0.1 IP, 3 H, 2 ER, 0 BB, 0 K vs. Davidson (March 17) |

2 NCAA Championships, 3 SEC Championships, 7 SEC East Titles, 31 NCAA Appearances

FRIDAY'S STARTING PITCHER



#34 THOMAS FARR

R-JR. - 6-0 - 195 - TYRONE, GA.

2021 (REDSHIRT JUNIOR)

Earned the win in the Opening Day start vs. Dayton (Feb. 19), striking out eight in six innings of work ... Had a no decision against Clemson, striking out seven in six innings of work ... Struck out five in 5.1 innings, allowing just one run in a win over Mercer (March 5) ... Had a career high 10 strikeouts in five innings of work in a no-decision against Texas (March 12)... Struck out nine in six innings of work at No. 2 Vanderbilt (March 19) ...

2020 (REDSHIRT SOPHOMORE)

Earned the win over Presbyterian, striking out five in a 4.2-inning midweek start ... Picked up the win vs. Clemson at Segra Park (Feb. 29), striking out three and allowing just two hits in five innings ... Struck out six in six innings of work in a win over Cornell

(March 7) ...

PRIOR TO CAROLINA

Was selected in the 37th round by the Texas Rangers in the 2019 MLB First-Year Player Draft ... Attended Northwest Florida State College in Niceville, Fla., for two years ... Had a 1.38 ERA and 14 strikeouts in 13 innings pitched before injury ended his sophomore season ... Was named the top junior college prospect in the state of Florida by Prep Baseball Report heading into the 2019 season ... As a freshman, pitched in 67.2 innings and had 56 strikeouts in 14 appearances and 12 starts ... Attended Sandy Creek High School in Tyrone, Ga., for four years ... Perfect Game All-Southeast Region honorable mention (2017) ... Perfect Game Underclass All-America honorable mention (2016)

PERSONAL

Born on April 29, 1999 ... Son of Michele Asher and Gary Farr ... Major is sport and entertainment management

2020 SEASON

| Date | Opponent | GS | IP | H | R | ER | BB | SO | W-L | SV |
|---------|--------------|----|-----|---|---|----|----|----|-----|----|
| 2-19-20 | Presbyterian | * | 4.2 | 3 | 2 | 2 | 2 | 5 | 1-0 | 0 |
| 2-29-20 | Clemson | * | 5.0 | 2 | 2 | 1 | 1 | 3 | 2-0 | 0 |
| 3-7-20 | Cornell | * | 6.0 | 1 | 0 | 0 | 2 | 6 | 3-0 | 0 |

2021 SEASON

| | | | | | | | | | | |
|---------|------------|---|-----|---|---|---|---|----|-----|---|
| 2-19-21 | Dayton | * | 6.0 | 5 | 1 | 1 | 2 | 8 | 1-0 | 0 |
| 2-27-21 | Clemson | * | 6.0 | 5 | 1 | 1 | 1 | 7 | 1-0 | 0 |
| 3-5-21 | Mercer | * | 5.1 | 6 | 1 | 1 | 3 | 5 | 2-0 | 0 |
| 3-12-21 | Texas | * | 6.0 | 7 | 1 | 1 | 1 | 10 | 2-0 | 0 |
| 3-19-21 | Vanderbilt | * | 6.0 | 4 | 3 | 3 | 3 | 9 | 2-1 | 0 |
| 3-26-21 | Florida | * | 4.1 | 4 | 5 | 4 | 6 | 6 | 2-1 | 0 |

#34 Thomas Farr

Season High Career High

6.0, 4x, last at Vanderbilt (3/19/21) ... Innings 6.0, 5x, last at Vanderbilt (3/19/21)
 5, 2x, last vs. Clemson (2/27/21) Hits 5, 2x, last vs. Clemson (2/27/21)
 5, vs. Florida (3/26/21) Runs 5, vs. Florida (3/26/21)
 4, vs. Florida (3/26/21) Earned Runs 4, vs. Florida (3/26/21)
 6, vs. Florida (3/26/21) Walks 6, vs. Florida (3/26/21)
 10, at Texas (3/12/21) Strikeouts 10, at Texas (3/12/21)

FARR'S CAREER STATISTICS

| Year | ERA | W-L | G | GS | CG | SHO | SV | IP | H | R | ER | BB | SO | 2B | 3B | HR | BF | AVG | WP | HBP | BK | SFA | SHA |
|---------------|-------------|------------|----------|----------|----------|------------|----------|-------------|-----------|-----------|-----------|-----------|-----------|----------|----------|----------|------------|-------------|----------|----------|----------|----------|----------|
| 2020 | 1.72 | 3-0 | 3 | 3 | 0 | 0/0 | 0 | 15.2 | 6 | 4 | 3 | 5 | 14 | 0 | 0 | 1 | 59 | .113 | 3 | 0 | 0 | 0 | 1 |
| 2021 | 2.94 | 2-1 | 6 | 6 | 0 | 0/0 | 0 | 33.2 | 31 | 12 | 11 | 16 | 45 | 4 | 0 | 1 | 143 | .246 | 3 | 0 | 0 | 1 | 0 |
| Totals | 2.55 | 5-1 | 9 | 9 | 0 | 0/0 | 0 | 49.1 | 37 | 16 | 14 | 21 | 59 | 4 | 0 | 2 | 202 | .207 | 6 | 0 | 0 | 1 | 1 |

2 NCAA Championships, 3 SEC Championships, 7 SEC East Titles, 31 NCAA Appearances

SATURDAY'S STARTING PITCHER



#22 BRANNON JORDAN

SR. - 6-2 - 187 - COLLINSVILLE, OKLA.

2021 (SENIOR)

Went four innings in his first outing of 2021, striking out four and allowing two hits and three earned runs vs. Dayton (Feb. 20) ... Struck out eight in a four-inning start vs. Clemson (Feb. 28) ... Allowed just one hit with 11 strikeouts in five innings in a win over Mercer (March 6) ... Struck out six in five innings of work at Texas (March 13) ... Had nine strikeouts in five innings at No. 2 Vanderbilt (March 20) ... Pitched a career-high seven innings, allowing an unearned run with nine strikeouts in a win over Florida (March 27) ...

2020 (JUNIOR)

Struck out nine in five innings of work to earn the win over Holy Cross ... Had nine strikeouts in six innings of work in a no-decision against Northwestern ... Allowed just one hit in five innings at Clemson (March 1) ... Career high 10 strikeouts in just five innings of work in a win over Cornell (March 8) ...

PRIOR TO CAROLINA

Was selected in the 31st round of the 2019 MLB First-Year Player Draft by Tampa Bay ... Attended Cowley County Community College in Arkansas City, Kan., for two years ... Named the Jayhawk East Conference and Region 6 Pitcher of the Year in 2019 ... Had a 2.63 ERA and 74 strikeouts in 61.1 innings pitched his sophomore season at Cowley County ... In 2018, went 8-1 with a 3.33 ERA, striking out 70 batters in 54 innings pitched ... Pitched in the Kansas JuCo All-Star game in 2018 ... Attended Collinsville High School in Collinsville, Okla., where he was a Perfect Game Central Region honorable mention in 2017 ... Played summer baseball for the Eau Claire Express in the Northwoods League in 2019 ... Was named a Northwoods League All-Star, going 2-0 with a 1.74 ERA and 28 strikeouts in 20.2 innings pitched

PERSONAL

Born on July 20, 1998 ... Son of Andy and Jennifer Jordan ... Brother, Wyatt, wrestled at the University of Central Oklahoma ... Major is sport and entertainment management.

2020 SEASON

| Date | Opponent | GS | IP | H | R | ER | BB | SO | W-L | S |
|---------|--------------|----|-----|---|---|----|----|----|-----|---|
| 2-16-20 | Holy Cross | * | 5.0 | 2 | 0 | 0 | 0 | 9 | 1-0 | 0 |
| 2-23-20 | Northwestern | * | 6.0 | 2 | 2 | 2 | 3 | 9 | 1-0 | 0 |
| 3-1-20 | Clemson | * | 5.0 | 1 | 1 | 1 | 5 | 4 | 1-0 | 0 |
| 3-8-20 | Cornell | * | 5.0 | 2 | 1 | 1 | 1 | 10 | 2-0 | 0 |

2021 SEASON

| Date | Opponent | GS | IP | H | R | ER | BB | SO | W-L | S |
|---------|------------|----|-----|---|---|----|----|----|-----|---|
| 2-19-21 | Dayton | * | 4.0 | 2 | 4 | 3 | 4 | 4 | 0-0 | 0 |
| 2-28-21 | Clemson | * | 4.0 | 3 | 2 | 2 | 4 | 8 | 0-0 | 0 |
| 3-6-21 | Mercer | * | 5.0 | 1 | 0 | 0 | 3 | 11 | 1-0 | 0 |
| 3-31-21 | Texas | * | 5.0 | 3 | 2 | 2 | 2 | 6 | 1-1 | 0 |
| 3-20-21 | Vanderbilt | * | 5.0 | 3 | 2 | 2 | 3 | 9 | 1-2 | 0 |
| 3-27-21 | Florida | * | 7.0 | 5 | 1 | 0 | 1 | 9 | 2-2 | 0 |

#22 Brannon Jordan

| Season High | Career High |
|---|---------------------------|
| 7.0 vs. Florida (3/27/21) ... Innings | 7.0 vs. Florida (3/27/21) |
| 5, vs. Florida (3/27/21) ... Hits | 5, vs. Florida (3/27/21) |
| 4 vs. Dayton (2/20/21) ... Runs | 4 vs. Dayton (2/20/21) |
| 3 vs. Dayton (2/20/21) ... Earned Runs | 3 vs. Dayton (2/20/21) |
| 4, 2x, last vs. Clemson (2/28/21) ... Walks | 5, vs. Clemson (3/1/20) |
| 11, vs. Mercer (3/6/21) ... Strikeouts | 11, vs. Mercer (3/6/21) |

JORDAN'S CAREER STATISTICS

| Year | ERA | W-L | G | GS | CG | SHO | SV | IP | H | R | ER | BB | SO | 2B | 3B | HR | BF | AVG | WP | HBP | BK | SFA | SHA |
|---------------|-------------|------------|-----------|-----------|----------|------------|----------|-------------|-----------|-----------|-----------|-----------|-----------|-----------|----------|----------|------------|-------------|----------|----------|----------|----------|----------|
| 2020 | 1.71 | 2-0 | 4 | 4 | 1 | 1/0 | 0 | 21.0 | 7 | 4 | 4 | 9 | 32 | 3 | 0 | 1 | 78 | .104 | 3 | 1 | 0 | 1 | 0 |
| 2021 | 2.70 | 2-2 | 6 | 6 | 0 | 0/1 | 0 | 30.0 | 17 | 11 | 9 | 17 | 47 | 8 | 0 | 4 | 128 | .157 | 3 | 3 | 0 | 0 | 0 |
| Totals | 2.29 | 4-2 | 10 | 10 | 1 | 1/1 | 0 | 51.0 | 24 | 15 | 13 | 26 | 79 | 11 | 0 | 5 | 206 | .137 | 6 | 4 | 0 | 1 | 0 |

2 NCAA Championships, 3 SEC Championships, 7 SEC East Titles, 31 NCAA Appearances

SOUTH CAROLINA 2020 HONOR ROLL

Brady Allen

Rated No. 37 SEC Top Prospect for the 2021 Draft by D1 Baseball

Julian Bosnic

Rated No. 25 SEC Top Prospect for the 2021 Draft by D1Baseball

Colin Burgess

SEC Newcomer of the Week (March 29)

Buster Posey Award Watch List

Wes Clarke

NCBWA Player of the Month for February

SEC Co-Player of the Week (Feb. 23, March 1)

Perfect Game National Player of the Week (Feb. 23, March 2)

D1Baseball/AstroTurf National Player of the Week (Feb. 24)

Golden Spikes Award Player of the Week (March 2)

Preseason All-America Third Team by Collegiate Baseball

Preseason All-SEC Second Team

Named Best Power Hitter in the SEC by Baseball America

Named No. 6 First Baseball in the Nation by D1 Baseball

Collegiate Baseball National Player of the Week (Feb. 22, March 1)

Magdiel Cotto

Rated No. 10 SEC Top Prospect for the 2023 Draft by D1 Baseball

Thomas Farr

Rated No. 23 Top SEC Prospect for the 2021 Draft by D1 Baseball

Rated No. 10 Top Newcomer in the SEC by Baseball America

Brandon Fields

Rated No. 15 Top SEC Prospect for the 2023 Draft by D1 Baseball

Jeff Heinrich

Named No. 24 Second Baseman in the Nation by D1 Baseball

Brannon Jordan

Rated No. 24 SEC Top Prospect for the 2021 Draft by D1 Baseball

Brett Kerry

NCBWA Stopper of the Year Watch List

Jack Mahoney

Rated No. 41 SEC Top Prospect for the 2022 Draft by D1Baseball

Brennan Milone

Rated No. 3 Top Prospect for the 2022 Draft by D1 Baseball

Rated No. 7 Top Prospect for the 2022 Draft by Baseball America

Named No. 7 Third Baseman in the Nation by D1 Baseball

Jackson Phipps

Rated No. 32 SEC Top Prospect for the 2023 Draft by D1 Baseball

Will Sanders

SEC Freshman of the Week (March 1)

Rated No. 36 SEC Top Propsect for the 2023 Draft by D1 Baseball

Jalen Vasquez

Rated No. 48 SEC Top Prospect for the 2023 Draft by D1 Baseball

2020 BATTING BY SERIES

| Team | Avg. | R | H | HR | RBI | BB | SO |
|-------------------|------|----|----|----|-----|----|----|
| Dayton | .356 | 29 | 36 | 7 | 29 | 19 | 18 |
| Winthrop | .369 | 31 | 31 | 9 | 26 | 14 | 14 |
| Clemson | .333 | 11 | 28 | 3 | 11 | 5 | 29 |
| Mercer | .202 | 10 | 17 | 2 | 10 | 16 | 27 |
| The Citadel | .273 | 19 | 18 | 1 | 17 | 14 | 20 |
| Texas | .216 | 6 | 21 | 1 | 4 | 9 | 26 |
| Davidson | .265 | 4 | 9 | 1 | 4 | 6 | 9 |
| Vanderbilt | .133 | 8 | 12 | 2 | 7 | 6 | 43 |
| Florida | .293 | 21 | 34 | 7 | 21 | 6 | 28 |
| Gardner-Webb | .361 | 9 | 13 | 3 | 9 | 2 | 3 |
| Georgia | | | | | | | |
| North Carolina | | | | | | | |
| Missouri | | | | | | | |
| Charleston So. | | | | | | | |
| LSU | | | | | | | |
| Arkansas | | | | | | | |
| Ole Miss | | | | | | | |
| North Florida | | | | | | | |
| Mississippi State | | | | | | | |
| Kentucky | | | | | | | |
| Appalachian State | | | | | | | |
| Tennessee | | | | | | | |

2020 PITCHING BY SERIES

| Team | ERA | IP | H | R | ER | BB | SO |
|-------------------|------|------|----|----|----|----|----|
| Dayton | 2.00 | 27.0 | 12 | 7 | 6 | 13 | 37 |
| Winthrop | 5.00 | 18.0 | 14 | 12 | 10 | 9 | 30 |
| Clemson | 4.05 | 20.0 | 16 | 9 | 9 | 9 | 30 |
| Mercer | 0.33 | 27.0 | 12 | 1 | 1 | 11 | 44 |
| The Citadel | 5.00 | 18.0 | 19 | 10 | 10 | 2 | 22 |
| Texas | 4.88 | 24.0 | 26 | 15 | 13 | 15 | 28 |
| Davidson | 6.00 | 9.0 | 11 | 9 | 6 | 7 | 17 |
| Vanderbilt | 4.68 | 25.0 | 20 | 13 | 13 | 11 | 42 |
| Florida | 3.09 | 32.0 | 20 | 14 | 11 | 16 | 45 |
| Gardner-Webb | 3.00 | 9.0 | 9 | 4 | 3 | 2 | 13 |
| Georgia | | | | | | | |
| North Carolina | | | | | | | |
| Missouri | | | | | | | |
| Charleston So. | | | | | | | |
| LSU | | | | | | | |
| Arkansas | | | | | | | |
| Ole Miss | | | | | | | |
| North Florida | | | | | | | |
| Mississippi State | | | | | | | |
| Kentucky | | | | | | | |
| Appalachian State | | | | | | | |
| Tennessee | | | | | | | |

A LOOK AT THE 2021 SEASON

| Date | Opponent | Result | Pitcher of Record (W/L) | Notable Game Note |
|------|--------------------|-------------|-------------------------|--|
| 2-19 | Dayton | W, 12-1 | Farr (W, 1-0) | Eyster grand slam, Clarke 3-run home run pace Gamecock offense in opener |
| 2-20 | Dayton | W, 12-5 | Peters (W, 1-0) | Clarke homers twice as Gamecocks clinch series |
| 2-21 | Dayton | W, 5-1 | Kerry (W, 1-0) | 4 runs in the eighth breaks 1-all tie, Callil GW RBI, Mendham 3-run double |
| 2-23 | Winthrop | W, 12-4 | Gilreath (W, 1-0) | Clarke hits 3 home runs; first Gamecock to do it since Justin Smoak in 2008 |
| 2-27 | vs. Clemson | W, 3-2 (11) | Sanders (W, 1-0) | Eyster walk-off double in the 11th scores Allen to open series with win |
| 2-28 | Clemson | W, 8-7 | Sanders (W, 2-0) | Eyster's single scores Allen again for a second walk-off win over the Tigers |
| 3-2 | at Winthrop | W, 19-8 | Sightler (W, 1-0) | Satterfield drives in five, Allen and Eyster homer as SC scores 16 in first 4 inn. |
| 3-5 | Mercer | W, 5-1 | Farr (W, 2-0) | Wimmer homers, Eyster has two hits and Farr strikes out five in the win |
| 3-6 | Mercer | W, 4-0 | Jordan (W, 1-0) | Jordan strikes out 11 in the win, Sightler homers in a 3-run first frame |
| 3-7 | Mercer | W, 1-0 | Bosnic (W, 1-0) | Bosnic strikes out nine, Satterfield RBI groundout in fourth brings in lone run |
| 3-10 | at The Citadel | W, 11-7 | Peters (W, 2-0) | Gamecocks score six runs in the eighth to overcome late deficit |
| 3-12 | at Texas | L, 1-4 | Sanders (L, 2-1) | Gamecocks allow three runs in the eighth; Farr strikes out 10 in 6-inn start |
| 3-13 | at Texas | L, 0-3 | Jordan (L, 1-1) | First time shutout since 2019 as Gamecocks drop series |
| 3-14 | at Texas | L, 5-8 | Bosnic (L, 1-1) | Clarke homers and Wimmer goes 4-for-4 as Carolina is swept at Texas |
| 3-16 | Davidson | L, 4-9 | Luensmann (L, 0-1) | Davidson scores five runs in the third inning; Clarke homered in loss |
| 3-19 | at Vanderbilt* | L, 2-3 | Farr (L, 2-1) | Farr strikes out nine, but a run in the seventh propels Vandy to the win |
| 3-20 | at Vanderbilt* | L, 0-5 | Jordan (L, 1-2) | Vandy's Leiter no-hits the Gamecocks; Jordan strikes out nine in 5 IP |
| 3-21 | at Vanderbilt* | W, 6-5 | Kerry (W, 2-0) | Kerry strikes out 10, Allen and Wimmer both with three hits and a HR |
| 3-23 | The Citadel | W, 8-3 | Sanders (W, 3-1) | Sanders strikes out 10 in 5 IP, Clarke homers, Heinrich drives in three |
| 3-26 | Florida* | W, 9-8 (14) | Bosnic (W, 2-1) | Longest game by innings since 2014, Burgess walk-off double in 14th |
| 3-27 | Florida* | W, 4-1 | Jordan (W, 2-2) | Jordan strikes out 10 in 7 IP, Clarke's 3-run homer the difference in the win |
| 3-28 | Florida* | W, 8-5 | Sanders (W, 4-1) | Five home runs and combo of Sanders and Bosnic on the hill lead to sweep |
| 3-30 | Gardner-Webb | W, 9-4 | Mahoney (W, 1-0) | Clarke, Callil and Allen all homer, Gamecocks score four in the first in the win |
| 4-2 | at Georgia* | | | |
| 4-3 | at Georgia* | | | |
| 4-4 | at Georgia* | | | |
| 4-6 | vs North Carolina | | | |
| 4-9 | Missouri* | | | |
| 4-10 | Missouri* | | | |
| 4-11 | Missouri* | | | |
| 4-13 | Charleston So. | | | |
| 4-15 | at LSU* | | | |
| 4-16 | at LSU* | | | |
| 4-17 | at LSU* | | | |
| 4-22 | Arkansas* | | | |
| 4-23 | Arkansas* | | | |
| 4-24 | Arkansas* | | | |
| 4-27 | The Citadel | | | |
| 4-30 | at Ole Miss* | | | |
| 5-1 | at Ole Miss* | | | |
| 5-2 | at Ole Miss* | | | |
| 5-4 | North Florida | | | |
| 5-7 | Mississippi State* | | | |
| 5-8 | Mississippi State* | | | |
| 5-9 | Mississippi State* | | | |
| 5-11 | at Clemson | | | |
| 5-14 | at Kentucky* | | | |
| 5-15 | at Kentucky* | | | |
| 5-16 | at Kentucky* | | | |
| 5-18 | Appalachian State | | | |
| 5-20 | Tennessee* | | | |
| 5-21 | Tennessee* | | | |
| 5-22 | Tennessee* | | | |

GAMECOCKS IN THE RANKINGS

| Dates | BA | CB | D1 | NCBWA | PG | UST |
|-------------|----|----|----|-------|----|-----|
| Preseason | 18 | 21 | 18 | 23 | -- | 20 |
| February 22 | 16 | 20 | 17 | 16 | -- | 20 |
| March 1 | 13 | 13 | 14 | 13 | 16 | 12 |
| March 8 | 10 | 5 | 12 | 7 | 12 | 8 |
| March 15 | 12 | 18 | 16 | 15 | 21 | 17 |
| March 22 | 20 | -- | 25 | 24 | -- | 23 |
| March 29 | 11 | 8 | 14 | 16 | 16 | 15 |
| April 5 | | | | | | |
| April 12 | | | | | | |
| April 19 | | | | | | |
| April 26 | | | | | | |
| May 3 | | | | | | |
| May 10 | | | | | | |
| May 17 | | | | | | |

BA - Baseball America; CB - Collegiate Baseball; D1 - D1Baseball; NCBWA - National Collegiate Baseball Writers Association; PG - Perfect Game USA; UST - USA TODAY Coaches Poll;

THE GAMECOCK RADIO NETWORK

All 53 regular season games will be available on the Gamecock Radio Network. Flagship station, 107.5 FM, "The Game," is the home of the Gamecocks and will broadcast all games. In the event of a conflict with basketball in Columbia, the baseball games can be heard on sister station WISW, 1320 AM. All games can also be heard on the All Access channel on GamecocksOnline.

For local affiliates, please check your local listings for the latest schedule. Additional affiliates include:

2021 Network Affiliates

| | | |
|---------------------|------|----------|
| Aiken/Edgefield | WKSX | 92.7 FM |
| Allendale | WDOG | 93.5 FM |
| Camden | WCAM | 1590 AM |
| Charleston | WWIK | 98.9 FM |
| Chesterfield | WVSZ | 107.3 FM |
| Columbia | WNKT | 107.5 FM |
| Florence | WOLH | 1230 AM |
| Georgetown | WJXY | 93.7 FM |
| Greenville | WGVJ | 1440 AM |
| Kingstree | WDKD | 1310 AM |
| Myrtle Beach | WMIR | 93.9 FM |
| Rock Hill/Lancaster | WRHM | 107.1 FM |
| Spartanburg | WSPG | 1400 AM |

Live Gamecock Baseball broadcasts are also available for free this season on the TuneIn App (Android/iOS). Live Gamecock Baseball will also be available for free on the South Carolina Gameday App (Android/iOS) via a link out to TuneIn. Users who do not already have the TuneIn app downloaded will be prompted to download the app. Upon successful completion of the download, users will be easily redirected from the Gameday App to TuneIn anytime they select the Live Audio option in the Gameday App.

During the overlap of basketball and baseball seasons, a basketball broadcast (men's or women's) will take priority over baseball. For example if a basketball game is scheduled at the same time as a baseball game, the basketball game broadcast would be on TuneIn, while the baseball game would not.

LARGEST SINGLE GAME CROWDS AT FOUNDERS PARK

Single-Game Sellouts at Founders Park (55 all-time)

| | | |
|-------|--|----------------------------------|
| 8,242 | vs. Clemson..... | Feb. 28, 2020 (L, 1-7) |
| 8,242 | vs. Clemson..... | March 3, 2019 (W, 14-3) |
| 8,242 | vs. Clemson..... | March 2, 2018 (W, 3-2) |
| 8,242 | vs. Alabama..... | March 25, 2017 (W, 6-5, 10 inn.) |
| 8,242 | vs. Clemson..... | March 5, 2017 (L, 5-3, 11 inn.) |
| 8,242 | vs. UNCG..... | February 18, 2017 (W, 5-1) |
| 8,242 | vs. UNCG..... | February 17, 2017 (W, 7-1) |
| 8,242 | vs. Texas A&M..... | May 14, 2016 (L, 5-2) |
| 8,242 | vs. Florida..... | April 29, 2016 (W, 2-1) |
| 8,242 | vs. Tennessee..... | April 9, 2016 (W, 7-4) |
| 8,242 | vs. College of Charleston..... | March 29, 2016 (L, 6-5, 13 inn.) |
| 8,242 | vs. Clemson..... | March 4, 2016 (W, 8-1) |
| 8,242 | vs. LSU..... | May 16, 2015 (L, 8-1) |
| 8,242 | vs. LSU..... | May 15, 2015 (L, 9-2) |
| 8,242 | vs. Vanderbilt..... | April 18, 2015 (W, 3-2) |
| 8,242 | vs. Georgia..... | March 28, 2015 (L, 4-3) |
| 8,242 | vs. Clemson..... | March 2, 2015 (L, 7-0) |
| 8,242 | vs. Alabama..... | April 26, 2014 (L, 2-1) |
| 8,242 | vs. Alabama..... | April 25, 2014 (W, 9-3) |
| 8,242 | vs. Florida..... | April 13, 2014 (L, 6-5) |
| 8,242 | vs. Florida..... | April 12, 2014 (L, 4-3, 13 inn.) |
| 8,242 | vs. Florida..... | April 11, 2014 (W, 4-1) |
| 8,242 | vs. Tennessee..... | March 30, 2014 (W, 8-0) |
| 8,242 | vs. Clemson..... | February 28, 2014 (W, 9-6) |
| 8,242 | vs. Eastern Kentucky..... | February 22, 2014 (W, 2-0) |
| 8,242 | vs. Georgia..... | May 11, 2013 (W, 8-3) |
| 8,242 | vs. Texas A&M..... | March 30, 2013 (W, 6-3) |
| 8,242 | vs. Clemson..... | March 3, 2013 (W, 8-0) |
| 8,242 | vs. Liberty..... | February 15, 2013 (W, 4-3) |
| 8,242 | vs. Oklahoma (NCAA Super Regional)..... | June 10-11, 2012 (W, 5-1) |
| 8,242 | vs. Oklahoma (NCAA Super Regional)..... | June 9, 2012 (W, 5-0) |
| 8,242 | vs. Clemson (NCAA Regional)..... | June 3, 2012 (W, 4-3) |
| 8,242 | vs. Clemson (NCAA Regional)..... | June 2, 2012 (W, 5-4, 12 inn.) |
| 8,242 | vs. LSU..... | May 19, 2012 (L, 3-2, 10 inn.) |
| 8,242 | vs. LSU..... | May 18, 2012 (W, 5-4) |
| 8,242 | vs. Alabama..... | April 28, 2012 (W, 9-1) |
| 8,242 | vs. Alabama..... | April 27, 2012 (W, 12-11) |
| 8,242 | vs. Mississippi State..... | April 14, 2012 (W, 5-3) |
| 8,242 | vs. Tennessee..... | April 6, 2012 (L, 5-4) |
| 8,242 | vs. Florida..... | March 24, 2012 (L, 5-4) |
| 8,242 | vs. Florida..... | March 23, 2012 (L, 8-2) |
| 8,242 | vs. Florida..... | March 22, 2012 (W, 9-3) |
| 8,242 | vs. Clemson..... | March 3, 2012 (W, 9-6) |
| 8,242 | vs. VMI..... | February 17, 2012 (W, 2-1) |
| 8,242 | vs. Connecticut (NCAA Super Regional)..... | June 12, 2011 (W, 8-2) |
| 8,242 | vs. Connecticut (NCAA Super Regional)..... | June 11, 2011 (W, 5-1) |
| 8,242 | vs. Auburn..... | April 30, 2011 (W, 10-2) |
| 8,242 | vs. Vanderbilt..... | April 17, 2011 (W, 5-3) |
| 8,242 | vs. Vanderbilt..... | April 16, 2011 (L, 6-4) |
| 8,242 | vs. Vanderbilt..... | April 15, 2011 (W, 3-1) |
| 8,242 | vs. Kentucky..... | April 2, 2011 (W, 4-3, 10 inn.) |
| 8,242 | vs. Clemson..... | March 4, 2011 (W, 6-3) |
| 8,242 | vs. Santa Clara..... | February 19, 2011 (W, 2-1) |
| 8,242 | vs. Santa Clara..... | February 18, 2011 (W, 12-5) |
| 8,242 | vs. Florida..... | May 21, 2010 (L, 5-2) |

South Carolina All-Time record in sellouts at Founders Park (38-17)

TOP 10 THREE-GAME SERIES ATTENDANCE MARKS AT FOUNDERS

| | | |
|--------|--|----------------------|
| 24,726 | vs. Florida (all three sellouts)..... | April 11-13, 2014 |
| 24,726 | vs. Florida (all three sellouts)..... | March 22-24, 2012 |
| 24,726 | vs. Vanderbilt (all three sellouts)..... | April 15-17, 2011 |
| 24,558 | vs. Alabama (two sellouts)..... | April 25-27, 2014 |
| 24,501 | vs. UNCG (two sellouts)..... | February 17-19, 2017 |
| 24,398 | vs. LSU (two sellouts)..... | May 18-19, 2012 |
| 24,278 | vs. Auburn (one sellout)..... | April 29-May 1, 2011 |
| 24,204 | vs. Alabama..... | April 30-May 2, 2010 |
| 24,186 | vs. Georgia..... | March 18-20, 2011 |
| 23,991 | vs. LSU (two sellouts)..... | May 14-16, 2015 |

A SOUTH CAROLINA TEAM

| | |
|---|---|
| Won 10 or more consecutive games..... | March 1, 2020-March 10, 2021 (16) |
| Lost five or more consecutive games..... | March 12-March 20, 2021 (6) |
| Scored 20 or more runs in a game..... | 22, June 5, 2016 vs. Rhode Island (NCAA Columbia Regional) |
| Scored 10+ Runs in an inning..... | 10 in the 3rd inning vs. Valparaiso, March 9, 2010 |
| Did not strikeout..... | April 7, 2015 vs. Appalachian State |
| Hit consecutive home runs..... | Wes Clarke and Andrew Eyster (2nd inning vs. Florida, March 28, 2021) |
| Turned a triple play..... | at Georgia, April 9, 1999 (Jeffcoat to Rios to Lambert) |
| Shut out consecutive opponents..... | vs. Mercer, March 6-7, 2021 (W, 4-0, W, 1-0) |
| Shut out the opponent..... | vs. Mercer (1-0) (March 7, 2021) |
| Was shut out by the opponent at home..... | vs. North Carolina A&T (0-2) March 26, 2019 |
| Was shut out by the opponent on the road..... | at Vanderbilt (0-5) March 20, 2021 |
| Was shut out in two consecutive games..... | at Arkansas (0-2, 0-3) April 14, 2018 |
| Swept a conference doubleheader..... | at Georgia (5-0, 8-7) April 25, 2010 |
| Was swept in a conference doubleheader..... | vs. Vanderbilt (3-9, 2-6) May 5, 2019 |
| Swept a conference series at home..... | vs. Florida, March 26-28, 2021 |
| Swept a conference series on the road..... | at Tennessee, March 17-19, 2017 |
| Was swept in a conference series at home..... | vs. Vanderbilt, May 3-5, 2019 |
| Was swept in a conference series on the road..... | at Missouri, April 26-28, 2019 |
| Won a conference series at home..... | vs. Florida, March 26-28, 2021 |
| Won a conference series on the road..... | at Texas A&M, May 17-19, 2018 |
| Last 1-0 win..... | vs. Mercer, March 7, 2021 |
| Last 1-0 loss..... | vs. UNC Greensboro, Feb. 19, 2017 |

A SOUTH CAROLINA PLAYER

| | |
|---|---|
| Hit two home runs in a game..... | Brady Allen vs. Florida, March 28, 2021 |
| Hit three home runs in a game..... | Wes Clarke vs. Winthrop, Feb. 23, 2021 |
| Led off game with a home run..... | Noah Campbell at Texas A&M, May 19, 2018 |
| Hit a grand slam..... | Andrew Eyster vs. Dayton, Feb. 19, 2021 |
| Walk-off home run..... | Jacob Olson vs. North Carolina State, April 2, 2019 |
| Pinch hit home run..... | Matt Williams vs. Clemson, March 2, 2018 |
| Inside-the-park home run..... | Noah Campbell vs. Florida, March 17, 2018 |
| Had seven or more RBI in a game..... | Wes Clarke (7) vs. Northwestern, Feb. 22, 2020 |
| Had five or more hits in a game..... | Gene Cone (5) vs. Missouri, April 24, 2016 |
| Two hits in an inning..... | Chris Cullen (7th inning) at The Citadel, April 10, 2018 |
| Hit for the cycle..... | TJ Hopkins vs. Valparaiso, March 10, 2019 |
| Had 10 or more total bases in a game..... | Wes Clarke (12) vs. Winthrop, Feb. 23, 2021 |
| Stole three or more bases in a game..... | Noah Campbell (3) vs. Holy Cross, Feb. 14, 2020 |
| Stole home plate..... | Carlos Cortes at Vanderbilt, April 27, 2018 |
| Had a 10-game hitting streak..... | Luke Berryhill (10), April 11-27, 2019 |
| Had a 15-game hitting streak..... | Gene Cone (31), March 1-May 6, 2016 |
| Had a 20-game hitting streak..... | Gene Cone (31), March 1-May 6, 2016 |
| Had a 25-game hitting streak..... | Gene Cone (31), March 1-May 6, 2016 |
| Had 10 or more strikeouts in a game..... | Will Sanders (10) vs The Citadel (March 23, 2021) |
| Pitched a complete game..... | Brannon Jordan vs. Holy Cross, Feb. 16, 2020 |
| Pitched a nine-inning, complete game shutout..... | Wil Crowe vs. Campbell, June 1, 2014 (NCAA Columbia Regional) |
| Pitched a combined shutout..... | |
| | Julian Bosnic (5.2), Jack Mahoney (2.1) and Brett Kerry (1.0) vs. Mercer, March 7, 2021 |
| Pitched a no-hitter..... | Colby Holmes, Forrest Koumas, Josh Knab vs. Albany, Feb. 24, 2013 |

SEASON/CAREER HIGHS

#2 Jalen Vasquez

Season/Career High.....
 2, vs. Davidson (3/17/21)..... At Bats
 Runs
 Hits
 RBI
 1, vs. Davidson (3/17/21)..... Walks

#3 Braylen Wimmer

Season High..... **Career High**
 7, vs. Florida (3/26/21)..... At Bats..... 7, vs. Florida (3/26/21)
 2, 2x, last vs. Winthrop (2/23/21)..... Runs.. 2, 3x, last vs. Winthrop (2/23/21)
 4, 2x, last vs. Florida (3/26/21)..... Hits..... 4, 2x, last vs. Florida (3/26/21)
 3, vs. Florida (3/26/21)..... RBI..... 3, vs. Florida (3/26/21)
 3, vs. Mercer (3/6/21)..... Walks..... 3, vs. Mercer (3/6/21)

#6 George Callil

Season High..... **Career High**
 5, 2x, last vs. Florida (3/26/21)..... At Bats..... 6, at Alabama (4/6/19)
 1, 8x, last vs. Gard.-Webb (3/30/21)..... Runs.. 3, 2x, last vs. Presbyterian (2/19/20)
 2, 4x, last vs. The Citadel (3/23/21)..... Hits.. 3, 2x, last vs. Presbyterian (2/19/20)
 2, vs. Florida (3/28/21)..... RBI..... 2, 4x, last vs. Florida (3/28/21)
 1, 5x, last vs. Gard.-Webb (3/30/21)..... Walks..... 2, vs. Cornell (3/6/20)

#7 Brennan Milone

Season High..... **Career High**
 5, vs. Clemson (2/28/21)..... At Bats..... 5, vs. Clemson (2/28/21)
 2, 2x, last vs. Clemson (2/28/21)..... Runs..... 2, 2x, last vs. Clemson (2/28/21)
 1, 9x, last at Vanderbilt (3/21/21)..... Hits 1, 10x, last at Vanderbilt (3/21/21)
 2, vs. Winthrop (3/2/21)..... RBI..... 2, 2x, last vs. Winthrop (3/2/21)
 3, vs. Winthrop (3/2/21)..... Walks.... 3, 2x, last vs. Winthrop (3/2/21)

#8 Jeff Heinrich

Season High..... **Career High**
 7, vs. Florida (3/26/21)..... At Bats..... 7, vs. Florida (3/26/21)
 2, vs. Florida (3/26/21)..... Runs..... 2, 3x, last vs. Florida (3/26/21)
 3, vs. Clemson (2/27/21)..... Hits..... 3, vs. Clemson (2/27/21)
 3, vs. The Citadel (3/23/21)..... RBI.. 3, 2x, last vs. The Citadel (3/23/21)
 Walks..... 1, 4x, last vs. Cornell (3/7/20)

#9 Noah Myers

Season High..... **Career High**
 4, vs. Dayton (2/19/21)..... At Bats..... 5, vs. UNF (2/25/20)
 1, 3x, last vs. The Citadel (3/10/21)..... Runs.. 2, 3x, last vs. The Citadel (3/10/20)
 1, vs. Dayton (2/19/21)..... Hits..... 4, vs. The Citadel (3/10/20)
 RBI..... 3, vs. The Citadel (3/10/20)
 1, 2x, last vs. Dayton (2/21/21)..... Walks..... 3, vs. Cornell (3/7/20)

#10 Colin Burgess

Season High..... **Career High**
 7, vs Florida (3/26/21)..... At Bats..... 7, vs Florida (3/26/21)
 2, vs Florida (3/26/21)..... Runs..... 2, 2x, last vs. Florida (3/26/21)
 4, vs. Florida (3/26/21)..... Hits..... 4, vs. Florida (3/26/21)
 3, vs. Dayton (2/19/21)..... RBI..... 3, vs. Dayton (2/19/21)
 1, 4x, last at Vanderbilt (3/21/21)..... Walks.. 1, 5x, last at Vanderbilt (3/21/21)

#11 Andrew Eyster

Season High..... **Career High**
 7, vs. Florida (3/26/21)..... At Bats..... 7, vs. Florida (3/26/21)
 2, 3x, last vs. Florida (3/28/21)..... Runs 3, 4x, last vs. N'Western (2/22/20)
 4, vs Florida (3/26/21)..... Hits..... 4, vs Florida (3/26/21)
 4, vs. Dayton (2/19/21)..... RBI..... 4, vs. Dayton (2/19/21)
 2, at The Citadel (3/10/21)..... Walks.. 2, 7x, last at The Citadel (3/10/21)

#12 Josiah Sightler

Season High..... **Career High**
 6, vs. Florida (3/26/21)..... At Bats..... 6, vs. Florida (3/26/21)
 3, vs. Winthrop (3/2/21)..... Runs..... 3, vs. Winthrop (3/2/21)
 3, 3x, last vs. Florida (3/26/21)..... Hits..... 3, 3x, last vs. Florida (3/26/21)
 4, at The Citadel (3/10/21)..... RBI..... 4, at The Citadel (3/10/21)
 2, at Texas (3/14/21)..... Walks..... 2, at Texas (3/14/21)

#13 Michael Robinson

Season/Career High.....
 2, vs. Winthrop (3/2/21)..... At Bats
 1, vs. Winthrop (3/2/21)..... Runs
 1 at The Citadel (3/10/21)..... Hits
 RBI
 1, vs. Winthrop (3/2/21)..... Walks

#14 Joe Satterfield (*italics are at Elon*)

Season High..... **Career High**
 5, vs. Winthrop (3/2/21)..... At Bats..... 6, 7x, last at Towson (4/7/19)
 3, at The Citadel (3/10/21)..... Runs 3, 4x, last at The Citadel (3/10/21)
 3, vs. Winthrop (3/2/21)..... Hits..... 4, at Western Carolina (3/16/19)
 5, vs. Winthrop (3/2/21)..... RBI..... 5, 2x, last vs. Winthrop (3/2/21)
 1, at The Citadel (3/10/21)..... Walks..... 5, at William & Mary (4/21/19)

#23 Jack Mahoney

Season/Career High.....
 At Bats
 Runs
 Hits
 RBI
 Walks

#24 Brandon Fields

Season/Career High.....
 3, vs. Mercer (3/6/21)..... At Bats
 1, vs Gardner-Webb (3/30/21)..... Runs
 Hits
 RBI
 1, vs. Winthrop (3/2/21)..... Walks

#26 David Mendham

Season/Career High.....
 7, vs. Florida (3/26/21)..... At Bats
 3, vs. Winthrop (2/23/21)..... Runs
 3, vs. Clemson (2/27/21)..... Hits
 4, vs. Dayton (2/21/21)..... RBI
 2, 2x, last vs. Mercer (3/7/21)..... Walks

#28 Wes Clarke

Season High..... **Career High**
 6, vs Florida (3/26/21)..... At Bats..... 6, 2x, last vs. Florida (3/26/21)
 4, vs. Winthrop (2/23/21)..... Runs..... 4, vs. Winthrop (2/23/21)
 3, 4x, last vs. Clemson (2/28/21)..... Hits..... 3, 5x, last vs. Clemson (2/28/21)
 5, vs. Dayton (2/20/21)..... RBI..... 7, vs. Northwestern (2/22/20)
 2, 7x, last vs. The Citadel (3/23/21)..... Walks... 2, 10x, last vs. The Citadel (3/23/21)

#31 David Cromer

Season/Career High.....
 At Bats
 Runs
 Hits
 RBI
 Walks

#33 Brady Allen

Season High..... **Career High**
 6, 2x, last vs. Florida (3/26/21)..... At Bats..... 6, 3x, last vs. Florida (3/26/21)
 3, 2x, last vs. Dayton (2/20/21)..... Runs..... 3, vs. Cornell (3/8/20)
 3, 5x, last vs. Florida (3/28/21)..... Hits..... 3, 6x, last vs. Florida (3/28/21)
 4, vs Winthrop (3/2/21)..... RBI..... 4, vs Winthrop (3/2/21)
 3, at The Citadel (3/10/21)..... Walks..... 3, at The Citadel (3/10/21)

#46 Connor Cino

Season/Career High.....
 2, vs. Winthrop (3/2/21)..... At Bats
 Runs
 1, 2x, last at Texas (3/14/21)..... Hits
 1, at Texas (3/14/21)..... RBI
 Walks

#4 Jackson Phipps

Season/Career High.....
 2.0 vs. Gardner-Webb (3/30/21).....Innings
 3, 2x, last vs. Davidson (3/17/21)..... Hits
 3, vs. Davidson (3/17/21).....Runs
 3, vs. Davidson (3/17/21).....Earned Runs
 1, 2x, last vs. Davidson (3/17/21)..... Walks
 5, vs. Gardner-Webb (3/30/21)..... Strikeouts

#12 Josiah Sightler

Season High..... **Career High**
 3.0, vs. Winthrop (3/2/21).....Innings..... 3.0, vs. Winthrop (3/2/21)
 3, vs. Winthrop (3/2/21)..... Hits..... 3, vs. Winthrop (3/2/21)
 1, 2x, last vs. Winthrop (3/2/21).....Runs..... 3, vs. Mississippi State (5/17/19)
 1, 2x, last vs. Winthrop (3/2/21).....Earned Runs..... 3, vs. Mississippi State (5/17/19)
 1, 2x, last at Texas (3/14/21)..... Walks..... 2, vs. Mississippi State (5/17/19)
 4, vs. Winthrop (3/2/21)..... Strikeouts..... 4, 2x, last vs. Winthrop (3/2/21)

#15 Daniel Lloyd

Season High..... **Career High**
 2.2, 2x, last vs. Florida (3/26/21).....Innings..... 5.0, vs. Auburn (3/29/19)
 3, vs. Winthrop (3/2/21)..... Hits..... 7, at Alabama (4/5/19)
 2, 2x, last vs. Winthrop (3/2/21).....Runs..... 9, at Alabama (4/5/19)
 2, 2x, last vs. Winthrop (3/2/21).....Earned Runs..... 9, at Alabama (4/5/19)
 2, vs. Florida (3/26/21)..... Walks..... 3, 4x, last vs. Kentucky (5/12/19)
 4, vs. The Citadel (3/23/21)..... Strikeouts..... 8, vs. Auburn (3/29/19)

#16 John Gilreath

Season High..... **Career High**
 1.1, 3x, last vs. Gard-Webb (3/30/21).....Innings..... 4.0, 4x, last vs. Georgia (3/23/18)
 2, vs Davidson (3/17/21)..... Hits..... 7, at Clemson (3/4/18)
 1, 2x, last vs. Gard-Webb (3/30/21).....Runs..... 6, 2x, last at Tennessee (3/22/19)
 1, 2x, last vs. Gard-Webb (3/30/21).....Earned Runs..... 6, 2x, last at Tennessee (3/22/19)
 2, vs. Winthrop (2/23/21)..... Walks..... 3, 4x, last vs. Texas A&M (4/18/19)
 2, 2x, last vs. Davidson (3/17/21)..... Strikeouts..... 8, vs. Princeton (3/9/18)

#20 Andrew Peters

Season High..... **Career High**
 4.0 vs. Florida (3/26/21).....Innings..... 4.0 vs. Florida (3/26/21)
 3, at Texas (3/14/21)..... Hits..... 2, vs. Cornell (3/7/20)
 2, at Texas (3/14/21).....Runs..... 3, 2x, last vs. Cornell (3/7/20)
 2, at Texas (3/14/21).....Earned Runs..... 3, 2x, last vs. Cornell (3/7/20)
 3, vs. Florida (3/26/21)..... Walks..... 3, vs. Florida (3/26/21)
 5, 3x, last vs. Florida (3/26/21)..... Strikeouts..... 5, 3x, last vs. Florida (3/26/21)

#21 Magdiel Cotto

Season/Career High.....
 1.2, at The Citadel (3/10/21).....Innings
 2, 2x, last vs. Davidson (3/17/21)..... Hits
 2, 2x, last at The Citadel (3/10/21).....Runs
 2, at The Citadel (3/10/21).....Earned Runs
 2, vs. Winthrop (2/23/21)..... Walks
 2, vs. Dayton (2/19/21)..... Strikeouts

#23 Jack Mahoney

Season/Career High.....
 4.0 vs. Gardner-Webb (3/30/21).....Innings
 5, vs. Gardner-Webb (3/30/21)..... Hits
 1, 4x, last vs. Gardner-Webb (3/30/21).....Runs
 1, 3x, last vs. Gard-Webb (3/30/21).....Earned Runs
 2, vs. Florida (3/26/21)..... Walks
 6, vs. Gardner-Webb (3/30/21)..... Strikeouts

#30 Brett Thomas

Season High..... **Career High**
 1.0, vs. Winthrop (3/2/21).....Innings..... 1.0, 4x, last vs. Winthrop (3/2/21)
 Hits
 1, vs Davidson (3/17/21).....Runs.....
 1, vs. Davidson (3/17/21).....Earned Runs.....
 2, vs. Davidson (3/17/21)..... Walks..... 2, vs. Davidson (3/17/21)
 3, vs. Winthrop (3/2/21)..... Strikeouts..... 3, vs. Winthrop (3/2/21)

#32 Will Sanders

Season/Career High.....
 5.0, vs. The Citadel (3/23/21).....Innings
 2, 6x, last vs. Florida (3/28/21)..... Hits
 3, 2x, last vs. Florida (3/28/21).....Runs
 3, 2x, last vs. Florida (3/28/21).....Earned Runs
 1, 5x, last vs. Florida (3/28/21)..... Walks
 10, vs. The Citadel (3/23/21)..... Strikeouts

#37 Cam Tringali

Season High..... **Career High**
 0.1, vs Winthrop (3/2/21).....Innings..... 6.1, at Missouri (4/27/19)
 1, vs. Winthrop (3/2/21)..... Hits..... 8, at Miss. State (5/16/19)
 3, vs. Winthrop (3/2/21).....Runs..... 9, at Miss. State (5/16/19)
 3, vs. Winthrop (3/2/21).....Earned Runs..... 6, at Miss. State (5/16/19)
 Walks..... 3, 3x, last at Miss. State (5/16/19)
 1, vs. Winthrop (3/2/21)..... Strikeouts..... 7, at Furman (3/3/20)

#40 Wesley Sweatt

Season/Career High.....
 1.0, 2x, last vs. Davidson (3/17/21).....Innings..... 5.0, vs. Georgia (3/15/19)
 3, 2x, last vs. The Citadel (3/23/21)..... Hits..... 10, at Tennessee (3/22/19)
 2, 2x, last vs. The Citadel (3/23/21).....Runs..... 8, at Tennessee (3/22/19)
 2, 2x, last vs. The Citadel (3/23/21).....Earned Runs..... 6, at Tennessee (3/22/19)
 Walks..... 3, vs. Furman (5/8/19)
 2, vs. Davidson (3/17/21)..... Strikeouts..... 4, vs. Furman (5/8/19)

#44 Parker Coyne

Season High..... **Career High**
 1.2, vs. Davidson (3/17/21).....Innings..... 5.0, vs. USC Upstate (5/14/19)
 3, at Vanderbilt (3/20/21)..... Hits..... 7, vs. LSU (5/21/19)
 3, at Vanderbilt (3/20/21).....Runs..... 4, vs. LSU (5/21/19)
 3, at Vanderbilt (3/20/21).....Earned Runs..... 4, vs. LSU (5/21/19)
 1, 3x, last vs. Gard-Webb (3/30/21)..... Walks..... 3, vs. Gardner-Webb (3/6/19)
 5, vs Davidson (3/17/21)..... Strikeouts..... 6, 2x, last vs. USC Upstate (5/14/19)

#45 CJ Weins

Season/Career High.....
 1.0, vs. Winthrop (3/2/21).....Innings
 1, vs. Gardner-Webb (3/30/21)..... Hits
 2, vs. Winthrop (3/2/21).....Runs
 2, vs. Winthrop (3/2/21).....Earned Runs
 3, vs. Winthrop (3/2/21)..... Walks
 2, vs. Winthrop (3/2/21)..... Strikeouts

#48 Jaret Bennett (*italics are at CSU*)

Season High..... **Career High**
Innings..... 9.0, 2x, last vs. Kansas (2/21/20)
 Hits..... 12, at Charlotte (2/28/18)
Runs..... 10, at Charlotte (2/28/18)
Earned Runs..... 10, at Charlotte (2/28/18)
 Walks..... 4, 2x, last vs. ASU (3/6/20)
 Strikeouts..... 7, vs. Maryland (2/14/20)

#49 Brett Kerry

Season High..... **Career High**
 5.2, at Vanderbilt (3/21/21).....Innings..... 6.1, at Miss. State (5/18/19)
 3, 2x, last vs. Florida (3/28/21)..... Hits..... 7, vs. Northwestern (2/22/20)
 2, vs. Florida (3/28/21).....Runs..... 4, at Missouri (4/28/19)
 2, vs. Florida (3/28/21).....Earned Runs..... 4, at Missouri (4/28/19)
 2, vs. Clemson (2/27/21)..... Walks..... 3, 2x, last at Miss. State (5/18/19)
 10, at Vanderbilt (3/21/21)..... Strikeouts..... 12, vs. Holy Cross (2/15/20)

#50 Travis Luensmann

Season/Career High.....
 1.0, vs. Dayton (2/21/21).....Innings
 3, vs. Davidson (3/17/21)..... Hits
 4, vs. Davidson (3/17/21).....Runs
 2, 2x, last vs. Davidson (3/17/21).....Earned Runs
 1, vs. Clemson (2/28/21)..... Walks
 1, 2x, last vs. Winthrop (3/2/21)..... Strikeouts

SOUTH CAROLINA LINEUPS BY POSITION

| GAME (No./time) | C | 1B | 2B | SS | 3B | LF | CF | RF | DH |
|-----------------|---------|---------|-------------|--------|-------------|----------|--------|-------------|--------------|
| 2-19 DAY (1/1) | Burgess | Mendham | Heinrich | Callil | Milone | Eyster | Myers | Allen | Clarke |
| 2-20 DAY (2/1) | Burgess | Mendham | Heinrich | Callil | Milone | Eyster | Wimmer | Allen | Clarke |
| 2-21 DAY (3/1) | Burgess | Mendham | Heinrich | Callil | Milone | Wimmer | Allen | Eyster | Clarke |
| 2-23 WIN (4/1) | Clarke | Mendham | Heinrich | Callil | Milone | Eyster | Wimmer | Allen | Sightler |
| 2-27 CLEM (2/2) | Burgess | Mendham | Heinrich | Callil | Milone | Eyster | Wimmer | Allen | Clarke |
| 2-28 CLEM (5/1) | Burgess | Mendham | Wimmer | Callil | Milone | Sightler | Allen | Eyster | Clarke |
| 3-2 WIN (6/1) | Clarke | Mendham | Satterfield | Callil | Milone | Eyster | Wimmer | Allen | Sightler (P) |
| 3-5 MER (5/2) | Burgess | Mendham | Wimmer | Callil | Milone | Sightler | Allen | Eyster | Clarke |
| 3-6 MER (7/1) | Clarke | Mendham | Wimmer | Callil | Satterfield | Eyster | Fields | Allen | Sightler |
| 3-7 MER (8/1) | Burgess | Mendham | Wimmer | Callil | Satterfield | Sightler | Allen | Eyster | Clarke |
| 3-10 CIT (6/2) | Clarke | Mendham | Satterfield | Callil | Milone | Eyster | Wimmer | Allen | Sightler (P) |
| 3-12 TEX (9/1) | Burgess | Mendham | Wimmer | Callil | Satterfield | Sightler | Allen | Eyster | Clarke |
| 3-13 TEX (10/1) | Burgess | Wimmer | Heinrich | Callil | Milone | Sightler | Allen | Eyster | Clarke |
| 3-14 TEX (6/3) | Clarke | Mendham | Satterfield | Callil | Milone | Eyster | Wimmer | Allen | Sightler |
| 3-16 DAV (11/1) | Clarke | Mendham | Vasquez | Callil | Heinrich | Eyster | Wimmer | Allen | Sightler |
| 3-19 VAN (12/1) | Burgess | Mendham | Wimmer | Callil | Heinrich | Sightler | Allen | Eyster | Clarke |
| 3-20 VAN (5/2) | Burgess | Mendham | Wimmer | Callil | Milone | Sightler | Allen | Eyster | Clarke |
| 3-21 VAN (5/3) | Burgess | Mendham | Wimmer | Callil | Milone | Sightler | Allen | Eyster | Clarke |
| 3-23 CIT (12/2) | Burgess | Mendham | Wimmer | Callil | Heinrich | Sightler | Allen | Eyster | Clarke |
| 3-26 FLA (12/3) | Burgess | Mendham | Wimmer | Callil | Heinrich | Sightler | Allen | Eyster | Clarke |
| 3-27 FLA (12/4) | Burgess | Mendham | Wimmer | Callil | Heinrich | Sightler | Allen | Eyster | Clarke |
| 3-28 FLA (13/1) | Burgess | Clarke | Wimmer | Callil | Heinrich | Sightler | Allen | Eyster | Milone |
| 3-30 GWU (14/1) | Clarke | Mendham | Wimmer | Callil | Heinrich | Sightler | Allen | Satterfield | Eyster |
| 4-2 GA | | | | | | | | | |
| 4-3 GA | | | | | | | | | |
| 4-4 GA | | | | | | | | | |
| 4-6 UNC | | | | | | | | | |
| 4-9 MIZ | | | | | | | | | |
| 4-10 MIZ | | | | | | | | | |
| 4-11 MIZ | | | | | | | | | |
| 4-13 CSU | | | | | | | | | |
| 4-15 LSU | | | | | | | | | |
| 4-16 LSU | | | | | | | | | |
| 4-17 LSU | | | | | | | | | |
| 4-22 ARK | | | | | | | | | |
| 4-23 ARK | | | | | | | | | |
| 4-24 ARK | | | | | | | | | |
| 4-27 CIT | | | | | | | | | |
| 4-30 OM | | | | | | | | | |
| 5-1 OM | | | | | | | | | |
| 5-2 OM | | | | | | | | | |
| 5-4 UNF | | | | | | | | | |
| 5-7 MSU | | | | | | | | | |
| 5-8 MSU | | | | | | | | | |
| 5-9 MSU | | | | | | | | | |
| 5-11 CLEM | | | | | | | | | |
| 5-14 UK | | | | | | | | | |
| 5-15 UK | | | | | | | | | |
| 5-16 UK | | | | | | | | | |
| 5-18 ASU | | | | | | | | | |
| 5-20 TENN | | | | | | | | | |
| 5-21 TENN | | | | | | | | | |
| 5-22 TENN | | | | | | | | | |

SOUTH CAROLINA LINEUPS BY BATTING ORDER

| GAME (No./time) | 1 | 2 | 3 | 4 | 5 | 6 | 7 | 8 | 9 |
|-----------------|--------|-------------|----------|----------|---------|----------|-------------|-------------|--------|
| 2-19 DAY (1/1) | Allen | Milone | Clarke | Mendham | Eyster | Heinrich | Burgess | Myers | Callil |
| 2-20 DAY (2/1) | Allen | Milone | Clarke | Eyster | Mendham | Heinrich | Burgess | Wimmer | Callil |
| 2-21 DAY (3/1) | Allen | Wimmer | Clarke | Mendham | Eyster | Milone | Burgess | Heinrich | Callil |
| 2-23 WIN (4/1) | Allen | Wimmer | Clarke | Mendham | Eyster | Sightler | Milone | Heinrich | Callil |
| 2-27 CLEM (5/1) | Allen | Wimmer | Clarke | Eyster | Mendham | Burgess | Milone | Heinrich | Callil |
| 2-28 CLEM (6/1) | Allen | Milone | Clarke | Mendham | Eyster | Sightler | Burgess | Wimmer | Callil |
| 3-2 WIN (7/1) | Allen | Milone | Clarke | Mendham | Eyster | Sightler | Wimmer | Satterfield | Callil |
| 3-5 MER (8/1) | Allen | Sightler | Clarke | Eyster | Mendham | Burgess | Wimmer | Milone | Callil |
| 3-6 MER (9/1) | Allen | Sightler | Clarke | Mendham | Eyster | Wimmer | Satterfield | Fields | Callil |
| 3-7 MER (10/1) | Allen | Sightler | Clarke | Mendham | Eyster | Wimmer | Satterfield | Burgess | Callil |
| 3-10 CIT (11/1) | Allen | Wimmer | Clarke | Sightler | Eyster | Mendham | Satterfield | Milone | Callil |
| 3-12 TEX (12/1) | Allen | Satterfield | Clarke | Sightler | Eyster | Mendham | Burgess | Wimmer | Callil |
| 3-13 TEX (13/1) | Allen | Heinrich | Clarke | Sightler | Eyster | Wimmer | Milone | Burgess | Callil |
| 3-14 TEX (14/1) | Allen | Satterfield | Clarke | Sightler | Eyster | Wimmer | Mendham | Milone | Callil |
| 3-16 DAV (15/1) | Allen | Wimmer | Clarke | Sightler | Eyster | Mendham | Heinrich | Vasquez | Callil |
| 3-19 VAN (16/1) | Wimmer | Allen | Sightler | Clarke | Eyster | Mendham | Heinrich | Burgess | Callil |
| 3-20 VAN (17/1) | Wimmer | Allen | Sightler | Clarke | Mendham | Eyster | Milone | Burgess | Callil |
| 3-21 VAN (18/1) | Allen | Wimmer | Sightler | Clarke | Mendham | Eyster | Milone | Burgess | Callil |
| 3-23 CIT (19/1) | Allen | Wimmer | Sightler | Clarke | Mendham | Eyster | Heinrich | Burgess | Callil |
| 3-26 FLA (19/2) | Allen | Wimmer | Sightler | Clarke | Mendham | Eyster | Heinrich | Burgess | Callil |
| 3-27 FLA (20/1) | Allen | Wimmer | Sightler | Clarke | Eyster | Mendham | Heinrich | Burgess | Callil |
| 3-28 FLA (21/1) | Allen | Wimmer | Sightler | Clarke | Eyster | Heinrich | Milone | Burgess | Callil |
| 3-30 GW (22/1) | Allen | Wimmer | Sightler | Clarke | Eyster | Mendham | Heinrich | Satterfield | Callil |
| 4-2 GA | | | | | | | | | |
| 4-3 GA | | | | | | | | | |
| 4-4 GA | | | | | | | | | |
| 4-6 UNC | | | | | | | | | |
| 4-9 MIZ | | | | | | | | | |
| 4-10 MIZ | | | | | | | | | |
| 4-11 MIZ | | | | | | | | | |
| 4-13 CSU | | | | | | | | | |
| 4-15 LSU | | | | | | | | | |
| 4-16 LSU | | | | | | | | | |
| 4-17 LSU | | | | | | | | | |
| 4-22 ARK | | | | | | | | | |
| 4-23 ARK | | | | | | | | | |
| 4-24 ARK | | | | | | | | | |
| 4-27 CIT | | | | | | | | | |
| 4-30 OM | | | | | | | | | |
| 5-1 OM | | | | | | | | | |
| 5-2 OM | | | | | | | | | |
| 5-4 UNF | | | | | | | | | |
| 5-7 MSU | | | | | | | | | |
| 5-8 MSU | | | | | | | | | |
| 5-9 MSU | | | | | | | | | |
| 5-14 UK | | | | | | | | | |
| 5-15 UK | | | | | | | | | |
| 5-16 UK | | | | | | | | | |
| 5-18 ASU | | | | | | | | | |
| 5-20 TENN | | | | | | | | | |
| 5-21 TENN | | | | | | | | | |
| 5-22 TENN | | | | | | | | | |

SOUTH CAROLINA PITCHERS BY THE NUMBERS

#18 Julian Bosnic - R-Fr. LHP

2020 SEASON

| Date | Opponent | GS | IP | H | R | ER | BB | SO | W-L | S |
|---------|-------------|----|-----|---|---|----|----|----|-----|---|
| 2-15-20 | Holy Cross | | 0.2 | 0 | 0 | 0 | 3 | 0 | 0-0 | 0 |
| 2-25-20 | UNF | | 2.2 | 0 | 0 | 0 | 1 | 2 | 1-0 | 0 |
| 3-6-20 | Cornell | | 1.0 | 0 | 0 | 0 | 1 | 2 | 1-0 | 0 |
| 3-10-20 | The Citadel | | 2.1 | 0 | 0 | 0 | 3 | 3 | 2-0 | 0 |

2021 SEASON

| Date | Opponent | GS | IP | H | R | ER | BB | SO | W-L | S |
|---------|------------|----|-----|---|---|----|----|----|-----|---|
| 2-21-21 | Dayton | * | 3.1 | 0 | 1 | 1 | 4 | 9 | 0-0 | 0 |
| 2-27-21 | Clemson | | 1.0 | 0 | 0 | 0 | 0 | 3 | 0-0 | 0 |
| 3-7-21 | Mercer | * | 5.2 | 0 | 0 | 0 | 4 | 9 | 1-0 | 0 |
| 3-14-21 | Texas | * | 3.0 | 4 | 6 | 4 | 4 | 3 | 1-1 | 0 |
| 3-21-21 | Vanderbilt | * | 3.1 | 4 | 5 | 5 | 2 | 6 | 1-1 | 0 |
| 3-26-21 | Florida | | 2.0 | 1 | 1 | 1 | 0 | 5 | 2-1 | 0 |
| 3-28-21 | Florida | | 3.0 | 1 | 0 | 0 | 0 | 5 | 2-1 | 0 |

#21 Magdiel Cotto - Fr. LHP

2021 SEASON

| Date | Opponent | GS | IP | H | R | ER | BB | SO | W-L | S |
|---------|-------------|----|-----|---|---|----|----|----|-----|---|
| 2-19-21 | Dayton | | 1.0 | 0 | 0 | 0 | 0 | 2 | 0-0 | 0 |
| 2-23-21 | Winthrop | | 0.1 | 1 | 2 | 1 | 2 | 0 | 0-0 | 0 |
| 3-2-21 | Winthrop | | 1.0 | 0 | 0 | 0 | 0 | 1 | 0-0 | 0 |
| 3-10-21 | The Citadel | | 1.2 | 2 | 2 | 2 | 0 | 0 | 0-0 | 0 |
| 3-17-21 | Davidson | | 1.0 | 2 | 0 | 0 | 0 | 1 | 0-0 | 0 |

#44 Parker Coyne - Jr. RHP

2018 SEASON

| Date | Opponent | GS | IP | H | R | ER | BB | SO | W-L | S |
|---------|----------------|----|-----|---|---|----|----|----|-----|---|
| 2-21-18 | Winthrop | | 1.0 | 1 | 0 | 0 | 0 | 1 | 0-0 | 0 |
| 2-23-18 | Charleston So. | | 1.0 | 0 | 0 | 0 | 0 | 2 | 0-0 | 0 |
| 3-3-18 | Clemson | | 0.2 | 0 | 0 | 0 | 1 | 0 | 0-0 | 0 |
| 3-14-18 | Harvard | | 1.2 | 0 | 0 | 0 | 2 | 4 | 1-0 | 0 |
| 3-16-18 | Florida | | 1.0 | 0 | 0 | 0 | 0 | 0 | 1-0 | 0 |
| 3-18-18 | Florida | | 1.0 | 0 | 0 | 0 | 1 | 3 | 1-0 | 0 |
| 3-20-18 | The Citadel | | 2.0 | 1 | 1 | 1 | 0 | 3 | 1-1 | 0 |
| 3-25-18 | Georgia | | 1.2 | 0 | 0 | 0 | 1 | 0 | 1-1 | 0 |
| 3-27-18 | Davidson | | 0.1 | 0 | 0 | 0 | 0 | 0 | 1-1 | 0 |
| 3-29-18 | Tennessee | | 0.2 | 0 | 0 | 0 | 1 | 1 | 1-1 | 0 |
| 3-30-18 | Tennessee | | 0.2 | 1 | 1 | 0 | 1 | 0 | 1-1 | 0 |
| 4-3-18 | North Carolina | | 0.0 | 0 | 0 | 0 | 1 | 0 | 1-1 | 0 |
| 4-10-18 | The Citadel | | 2.0 | 1 | 1 | 1 | 2 | 1 | 1-1 | 0 |
| 4-17-18 | Presbyterian | | 2.1 | 2 | 1 | 1 | 0 | 3 | 1-1 | 0 |
| 4-21-18 | LSU | | 1.1 | 3 | 4 | 4 | 1 | 1 | 1-1 | 0 |
| 4-29-18 | Vanderbilt | | 0.1 | 1 | 0 | 0 | 0 | 0 | 1-1 | 0 |
| 5-9-18 | Charleston | | 0.2 | 2 | 0 | 0 | 0 | 0 | 1-1 | 0 |
| 5-23-18 | Arkansas | | 2.2 | 2 | 3 | 1 | 2 | 6 | 1-1 | 0 |
| 6-11-18 | Arkansas | | 1.2 | 1 | 0 | 0 | 0 | 1 | 1-1 | 0 |

2019 SEASON

| Date | Opponent | GS | IP | H | R | ER | BB | SO | W-L | S |
|---------|--------------|----|-----|---|---|----|----|----|-----|---|
| 2-19-19 | Winthrop | | 3.0 | 1 | 0 | 0 | 0 | 6 | 1-0 | 0 |
| 2-23-19 | Utah Valley | | 0.0 | 0 | 0 | 0 | 1 | 0 | 1-0 | 0 |
| 2-26-19 | App State | | 1.2 | 3 | 0 | 0 | 0 | 4 | 2-0 | 0 |
| 3-2-19 | Clemson | | 1.0 | 4 | 3 | 3 | 1 | 1 | 2-0 | 0 |
| 3-6-19 | Gardner-Webb | | 1.1 | 1 | 0 | 0 | 3 | 1 | 2-0 | 0 |
| 3-12-19 | The Citadel | | 0.0 | 1 | 0 | 0 | 1 | 0 | 2-0 | 0 |
| 3-19-19 | Furman | | 0.0 | 3 | 3 | 3 | 0 | 0 | 2-0 | 0 |
| 3-22-19 | Tennessee | | 1.0 | 1 | 1 | 1 | 0 | 2 | 2-0 | 0 |
| 4-5-19 | Alabama | | 1.0 | 2 | 0 | 0 | 0 | 2 | 2-0 | 0 |
| 4-18-19 | Texas A&M | | 2.0 | 0 | 0 | 0 | 1 | 2 | 2-0 | 0 |
| 4-27-19 | Missouri | | 1.0 | 3 | 2 | 2 | 0 | 2 | 2-0 | 0 |
| 5-3-19 | Vanderbilt | | 2.2 | 1 | 1 | 1 | 1 | 3 | 2-0 | 0 |
| 5-8-19 | Furman | | 2.2 | 0 | 0 | 0 | 2 | 2 | 2-0 | 0 |
| 5-14-19 | USC Upstate | * | 5.0 | 3 | 0 | 0 | 0 | 6 | 2-0 | 0 |
| 5-18-19 | Miss. State | | 1.2 | 3 | 1 | 1 | 1 | 3 | 2-0 | 1 |
| 5-21-19 | LSU | | 1.2 | 7 | 4 | 4 | 1 | 1 | 2-1 | 1 |

2020 SEASON

| Date | Opponent | GS | IP | H | R | ER | BB | SO | W-L | S |
|---------|--------------|----|-----|---|---|----|----|----|-----|---|
| 2-15-20 | Holy Cross | | 1.0 | 0 | 0 | 0 | 2 | 2 | 0-0 | 0 |
| 2-21-20 | Northwestern | | 0.2 | 1 | 1 | 1 | 2 | 2 | 0-0 | 0 |
| 2-25-20 | UNF | | 1.1 | 2 | 1 | 1 | 1 | 2 | 0-0 | 0 |

| | | | | | | | | | | |
|---------|-------------|---|-----|---|---|---|---|---|-----|---|
| 3-3-20 | Furman | * | 4.0 | 3 | 1 | 1 | 2 | 4 | 0-0 | 0 |
| 3-10-20 | The Citadel | * | 1.0 | 3 | 1 | 1 | 1 | 3 | 0-0 | 0 |

2021 SEASON

| Date | Opponent | GS | IP | H | R | ER | BB | SO | W-L | S |
|---------|--------------|----|-----|---|---|----|----|----|-----|---|
| 3-2-21 | Winthrop | | 1.0 | 0 | 0 | 0 | 0 | 0 | 0-0 | 0 |
| 3-12-21 | Texas | | 0.1 | 0 | 0 | 0 | 1 | 0 | 0-0 | 0 |
| 3-17-21 | Davidson | | 1.2 | 0 | 0 | 0 | 1 | 5 | 0-0 | 0 |
| 3-20-21 | Vanderbilt | | 1.0 | 3 | 3 | 3 | 0 | 2 | 0-0 | 0 |
| 3-30-21 | Gardner-Webb | | 0.2 | 0 | 0 | 0 | 1 | 1 | 0-0 | 0 |

#34 Thomas Farr - Jr. RHP

2020 SEASON

| Date | Opponent | GS | IP | H | R | ER | BB | SO | W-L | SV |
|---------|--------------|----|-----|---|---|----|----|----|-----|----|
| 2-19-20 | Presbyterian | * | 4.2 | 3 | 2 | 2 | 2 | 5 | 1-0 | 0 |
| 2-29-20 | Clemson | * | 5.0 | 2 | 2 | 1 | 1 | 3 | 2-0 | 0 |
| 3-7-20 | Cornell | * | 6.0 | 1 | 0 | 0 | 2 | 6 | 3-0 | 0 |

2021 SEASON

| Date | Opponent | GS | IP | H | R | ER | BB | SO | W-L | SV |
|---------|------------|----|-----|---|---|----|----|----|-----|----|
| 2-19-21 | Dayton | * | 6.0 | 5 | 1 | 1 | 2 | 8 | 1-0 | 0 |
| 2-27-21 | Clemson | * | 6.0 | 5 | 1 | 1 | 1 | 7 | 1-0 | 0 |
| 3-5-21 | Mercer | * | 5.1 | 6 | 1 | 1 | 3 | 5 | 2-0 | 0 |
| 3-12-21 | Texas | * | 6.0 | 7 | 1 | 1 | 1 | 10 | 2-0 | 0 |
| 3-19-21 | Vanderbilt | * | 6.0 | 4 | 3 | 3 | 3 | 9 | 2-1 | 0 |
| 3-26-21 | Florida | * | 4.1 | 4 | 5 | 4 | 6 | 6 | 2-1 | 0 |

#16 John Gilreath - Jr. LHP

2018 SEASON

| Date | Opponent | GS | IP | H | R | ER | BB | SO | W-L | SV |
|---------|----------------|----|-----|---|---|----|----|----|-----|----|
| 2-16-18 | VMI | | 4.0 | 3 | 0 | 0 | 0 | 4 | 0-0 | 0 |
| 2-20-18 | North Florida | * | 4.0 | 1 | 0 | 0 | 1 | 4 | 0-0 | 0 |
| 2-25-18 | Charleston So. | | 3.1 | 1 | 0 | 0 | 0 | 2 | 0-0 | 0 |
| 3-3-18 | Clemson | * | 3.2 | 7 | 6 | 6 | 3 | 5 | 0-0 | 0 |
| 3-9-18 | Princeton | | 4.0 | 4 | 1 | 1 | 2 | 8 | 0-0 | 1 |
| 3-17-18 | Florida | | 0.2 | 2 | 3 | 3 | 2 | 0 | 0-0 | 1 |
| 3-23-18 | Georgia | * | 4.0 | 6 | 3 | 3 | 1 | 2 | 0-0 | 1 |
| 3-27-18 | Davidson | | 0.0 | 2 | 2 | 2 | 0 | 0 | 0-0 | 1 |
| 3-29-18 | Tennessee | | 1.0 | 0 | 0 | 0 | 0 | 0 | 0-0 | 1 |
| 3-30-18 | Tennessee | | 0.1 | 2 | 0 | 0 | 0 | 1 | 0-0 | 1 |
| 4-3-18 | North Carolina | | 0.2 | 0 | 0 | 0 | 1 | 1 | 0-0 | 1 |
| 4-6-18 | Kentucky | | 1.0 | 3 | 1 | 1 | 0 | 1 | 0-0 | 1 |
| 4-8-18 | Kentucky | | 1.0 | 1 | 1 | 1 | 0 | 1 | 0-0 | 1 |
| 4-14-18 | Arkansas | | 0.1 | 0 | 0 | 0 | 0 | 0 | 0-0 | 1 |
| 4-17-18 | Presbyterian | | 1.1 | 0 | 0 | 0 | 1 | 2 | 0-0 | 1 |
| 4-29-18 | Vanderbilt | | 0.0 | 0 | 0 | 0 | 0 | 0 | 0-0 | 1 |
| 5-9-18 | Charleston | | 2.1 | 0 | 0 | 0 | 2 | 3 | 0-0 | 1 |
| 5-11-18 | Missouri | | 1.2 | 1 | 0 | 0 | 1 | 3 | 0-0 | 1 |
| 5-17-18 | Texas A&M | | 0.2 | 0 | 0 | 0 | 0 | 0 | 0-0 | 1 |
| 5-22-18 | Missouri | | 0.1 | 0 | 0 | 0 | 2 | 1 | 0-0 | 1 |
| 5-23-18 | Arkansas | | 1.1 | 1 | 0 | 0 | 0 | 3 | 0-0 | 1 |
| 5-24-18 | LSU | | 2.1 | 1 | 3 | 0 | 1 | 1 | 0-1 | 1 |
| 6-9-18 | Arkansas | | 1.2 | 3 | 1 | 0 | 0 | 2 | 0-1 | 1 |
| 6-11-18 | Arkansas | | 0.1 | 1 | 2 | 2 | 1 | 0 | 0-1 | 1 |

2019 SEASON

| Date | Opponent | GS | IP | H | R | ER | BB | SO | W-L | SV |
|---------|-------------|----|-----|---|---|----|----|----|-----|----|
| 2-15-19 | Liberty | | 1.0 | 0 | 1 | 0 | 0 | 2 | 0-1 | 0 |
| 2-17-19 | Liberty | | 0.1 | 0 | 0 | 0 | 0 | 0 | 0-0 | 0 |
| 2-23-19 | Utah Valley | | 0.2 | 1 | 0 | 0 | 0 | 1 | 1-1 | 0 |
| 2-26-19 | App State | * | 2.0 | 3 | 1 | 1 | 0 | 1 | 1-1 | 0 |
| 3-5-19 | The Citadel | | 2.2 | 1 | 0 | 0 | 0 | 4 | 1-1 | 0 |
| 3-8-19 | Valpo | | 2.2 | 3 | 1 | 1 | 2 | 3 | 2-1 | 0 |
| 3-12-19 | The Citadel | | 1.2 | 4 | 4 | 4 | 2 | 2 | 2-1 | 0 |
| 3-15-19 | Georgia | | 0.1 | 1 | 1 | 1 | 2 | 0 | 2-1 | 0 |
| 3-19-19 | Furman | | 1.2 | 2 | 1 | 1 | 0 | 1 | 2-1 | 0 |
| 3-22-19 | Tennessee | | 3.2 | 6 | 6 | 6 | 3 | 2 | 2-1 | 0 |
| 4-2-19 | N.C. State | | 3.0 | 3 | 3 | 2 | 3 | 2 | 2-1 | 0 |
| 4-9-19 | Charlotte | | 2.0 | 0 | 0 | 0 | 0 | 0 | 2-1 | 0 |
| 4-13-19 | Florida | | 1.2 | 1 | 1 | 1 | 1 | 2 | 2-1 | 0 |
| 4-16-19 | N. Carolina | | 2.1 | 1 | 0 | 0 | 0 | 4 | 2-1 | 0 |
| 4-18-19 | Texas A&M | | 0.2 | 2 | 4 | 4 | 3 | 0 | 2-1 | 0 |
| 4-27-19 | Missouri | | 0.2 | 2 | 2 | 0 | 2 | 0 | 2-1 | 0 |

2 NCAA Championships, 3 SEC Championships, 7 SEC East Titles, 31 NCAA Appearances

2020 SEASON

| Date | Opponent | GS | IP | H | R | ER | BB | SO | W-L | SV |
|---------|--------------|----|-----|---|---|----|----|----|-----|----|
| 2-19-20 | Presbyterian | | 0.1 | 0 | 0 | 0 | 0 | 1 | 0-0 | 0 |
| 2-22-20 | Northwestern | | 1.0 | 2 | 0 | 0 | 0 | 3 | 0-0 | 0 |
| 2-25-20 | UNF | | 2.0 | 2 | 1 | 0 | 2 | 2 | 0-0 | 0 |
| 3-7-20 | Cornell | | 1.0 | 0 | 0 | 0 | 0 | 2 | 0-0 | 0 |
| 3-10-20 | The Citadel | | 1.1 | 0 | 0 | 0 | 1 | 1 | 0-0 | 0 |

2021 SEASON

| Date | Opponent | GS | IP | H | R | ER | BB | SO | W-L | SV |
|---------|--------------|----|-----|---|---|----|----|----|-----|----|
| 2-20-21 | Dayton | | 1.0 | 0 | 0 | 0 | 1 | 0 | 0-0 | 0 |
| 2-23-21 | Winthrop | | 1.1 | 0 | 0 | 0 | 2 | 2 | 1-0 | 0 |
| 3-12-21 | Texas | | 0.2 | 1 | 0 | 0 | 0 | 0 | 1-0 | 0 |
| 3-13-21 | Texas | | 0.0 | 0 | 0 | 0 | 1 | 0 | 1-0 | 0 |
| 3-17-21 | Davidson | | 1.1 | 2 | 1 | 1 | 1 | 2 | 1-0 | 0 |
| 3-30-21 | Gardner-Webb | | 1.1 | 1 | 1 | 1 | 0 | 0 | 1-0 | 0 |

#22 Brannon Jordan - Jr. RHP

2020 SEASON

| Date | Opponent | GS | IP | H | R | ER | BB | SO | W-L | S |
|---------|--------------|----|-----|---|---|----|----|----|-----|---|
| 2-16-20 | Holy Cross | * | 5.0 | 2 | 0 | 0 | 0 | 9 | 1-0 | 0 |
| 2-23-20 | Northwestern | * | 6.0 | 2 | 2 | 2 | 3 | 9 | 1-0 | 0 |
| 3-1-20 | Clemson | * | 5.0 | 1 | 1 | 1 | 5 | 4 | 1-0 | 0 |
| 3-8-20 | Cornell | * | 5.0 | 2 | 1 | 1 | 1 | 10 | 2-0 | 0 |

2021 SEASON

| Date | Opponent | GS | IP | H | R | ER | BB | SO | W-L | S |
|---------|------------|----|-----|---|---|----|----|----|-----|---|
| 2-20-21 | Dayton | * | 4.0 | 2 | 4 | 3 | 4 | 4 | 0-0 | 0 |
| 2-28-21 | Clemson | * | 4.0 | 3 | 2 | 2 | 4 | 8 | 0-0 | 0 |
| 3-6-21 | Mercer | * | 5.0 | 1 | 0 | 0 | 3 | 11 | 1-0 | 0 |
| 3-13-21 | Texas | * | 5.0 | 3 | 2 | 2 | 2 | 6 | 1-1 | 0 |
| 3-20-21 | Vanderbilt | * | 5.0 | 3 | 2 | 2 | 3 | 9 | 1-2 | 0 |
| 3-27-21 | Florida | * | 7.0 | 5 | 1 | 0 | 1 | 9 | 2-2 | 0 |

#49 Brett Kerry - So. RHP

2019 SEASON

| Date | Opponent | GS | IP | H | R | ER | BB | SO | W-L | S |
|---------|-------------|----|-----|---|---|----|----|----|-----|---|
| 2-16-19 | Liberty | | 1.0 | 0 | 0 | 0 | 0 | 2 | 0-0 | 0 |
| 2-17-19 | Liberty | | 2.0 | 0 | 0 | 0 | 0 | 3 | 1-0 | 0 |
| 2-22-19 | Utah Valley | | 2.0 | 2 | 0 | 0 | 0 | 4 | 2-0 | 0 |
| 2-26-19 | App State | | 1.0 | 0 | 0 | 0 | 0 | 2 | 2-0 | 1 |
| 3-1-19 | Clemson | | 3.1 | 2 | 0 | 0 | 0 | 7 | 2-0 | 2 |
| 3-10-19 | Valpo | * | 5.0 | 6 | 3 | 3 | 0 | 6 | 2-0 | 2 |
| 3-17-19 | Georgia | | 4.1 | 3 | 3 | 3 | 1 | 4 | 2-1 | 2 |
| 3-23-19 | Tennessee | | 2.0 | 2 | 0 | 0 | 3 | 5 | 2-1 | 3 |
| 3-26-19 | N.C. A&T | | 0.2 | 0 | 0 | 0 | 0 | 1 | 2-1 | 3 |
| 3-30-19 | Auburn | | 2.0 | 1 | 0 | 0 | 0 | 2 | 2-1 | 3 |
| 3-31-19 | Auburn | | 3.0 | 1 | 0 | 0 | 0 | 1 | 2-1 | 3 |
| 4-6-19 | Alabama | | 5.2 | 2 | 0 | 0 | 1 | 4 | 3-1 | 3 |
| 4-12-19 | Florida | | 2.1 | 6 | 2 | 2 | 1 | 2 | 3-1 | 3 |
| 4-16-19 | N. Carolina | | 0.2 | 0 | 0 | 0 | 0 | 1 | 3-1 | 4 |
| 4-20-19 | Texas A&M | | 3.0 | 1 | 0 | 0 | 0 | 4 | 3-1 | 5 |
| 4-20-19 | Texas A&M | | 0.1 | 1 | 1 | 1 | 0 | 0 | 3-1 | 5 |
| 4-28-19 | Missouri | | 4.1 | 6 | 4 | 4 | 2 | 4 | 3-1 | 5 |
| 5-5-19 | Vanderbilt | | 0.2 | 1 | 0 | 0 | 1 | 1 | 3-1 | 5 |
| 5-5-19 | Vanderbilt | | 4.2 | 3 | 2 | 2 | 1 | 2 | 3-1 | 5 |
| 5-10-19 | Kentucky | | 1.0 | 0 | 0 | 0 | 0 | 1 | 3-1 | 6 |
| 5-11-19 | Kentucky | | 3.0 | 1 | 0 | 0 | 0 | 5 | 3-1 | 7 |
| 5-18-19 | Miss. State | * | 6.1 | 5 | 2 | 2 | 3 | 4 | 4-1 | 7 |

2020 SEASON

| Date | Opponent | GS | IP | H | R | ER | BB | SO | W-L | S |
|---------|--------------|----|-----|---|---|----|----|----|-----|---|
| 2-15-20 | Holy Cross | * | 5.0 | 5 | 3 | 3 | 0 | 12 | 1-0 | 0 |
| 2-22-20 | Northwestern | * | 6.0 | 7 | 3 | 3 | 1 | 3 | 2-0 | 0 |
| 2-29-20 | Clemson | | 0.2 | 0 | 0 | 0 | 2 | 1 | 2-0 | 1 |
| 3-1-20 | Clemson | | 1.1 | 1 | 0 | 0 | 0 | 1 | 2-0 | 1 |
| 3-8-20 | Cornell | | 1.0 | 0 | 0 | 0 | 0 | 1 | 2-0 | 1 |
| 3-10-20 | The Citadel | | 1.0 | 0 | 0 | 0 | 0 | 0 | 2-0 | 1 |

2021 SEASON

| Date | Opponent | GS | IP | H | R | ER | BB | SO | W-L | S |
|---------|------------|----|-----|---|---|----|----|----|-----|---|
| 2-21-21 | Dayton | | 2.0 | 2 | 0 | 0 | 1 | 4 | 1-0 | 0 |
| 2-27-21 | Clemson | | 3.0 | 2 | 1 | 1 | 2 | 6 | 1-0 | 0 |
| 3-6-21 | Mercer | | 1.0 | 1 | 0 | 0 | 0 | 3 | 1-0 | 0 |
| 3-7-21 | Mercer | | 1.0 | 1 | 0 | 0 | 0 | 3 | 1-0 | 1 |
| 3-14-21 | Texas | | 1.1 | 0 | 0 | 0 | 0 | 2 | 1-0 | 1 |
| 3-21-21 | Vanderbilt | | 5.2 | 3 | 0 | 0 | 0 | 10 | 2-0 | 1 |

| | | | | | | | | | |
|---------|---------|-----|---|---|---|---|---|-----|---|
| 3-27-21 | Florida | 2.0 | 0 | 0 | 0 | 0 | 3 | 2-0 | 2 |
| 3-28-21 | Florida | 2.0 | 3 | 2 | 2 | 1 | 3 | 2-0 | 2 |

#15 Daniel Lloyd - So. RHP

2019 SEASON

| Date | Opponent | GS | IP | H | R | ER | BB | SO | W-L | SV |
|---------|----------------|----|-----|---|---|----|----|----|-----|----|
| 2-16-19 | Liberty | | 0.2 | 0 | 0 | 0 | 0 | 0 | 0-0 | 0 |
| 2-19-19 | Winthrop | | 0.0 | 0 | 0 | 0 | 1 | 0 | 0-0 | 0 |
| 3-2-19 | Clemson | | 2.1 | 1 | 2 | 2 | 1 | 4 | 0-0 | 0 |
| 3-9-19 | Valpo | | 0.1 | 0 | 0 | 0 | 0 | 0 | 1-0 | 0 |
| 3-12-19 | The Citadel | * | 2.1 | 3 | 1 | 1 | 1 | 3 | 2-0 | 0 |
| 3-16-19 | Georgia | | 0.1 | 1 | 2 | 0 | 1 | 0 | 2-1 | 0 |
| 3-19-19 | Furman | * | 2.1 | 1 | 1 | 1 | 3 | 2 | 2-1 | 0 |
| 3-29-19 | Auburn | * | 5.0 | 6 | 3 | 3 | 2 | 8 | 2-2 | 0 |
| 4-5-19 | Alabama | * | 3.0 | 7 | 9 | 9 | 3 | 4 | 2-3 | 0 |
| 4-11-19 | Florida | | 1.0 | 2 | 2 | 2 | 1 | 0 | 2-3 | 0 |
| 4-16-19 | N. Carolina | * | 2.0 | 2 | 0 | 0 | 2 | 1 | 2-3 | 0 |
| 4-23-19 | Charleston So. | * | 3.2 | 4 | 3 | 1 | 1 | 7 | 3-3 | 0 |
| 5-3-19 | Vanderbilt | * | 3.1 | 6 | 6 | 6 | 3 | 3 | 3-3 | 0 |
| 5-12-19 | Kentucky | * | 3.0 | 4 | 2 | 2 | 3 | 1 | 3-4 | 0 |
| 5-16-19 | Miss. State | | 0.0 | 2 | 4 | 4 | 0 | 0 | 3-4 | 0 |

2020 SEASON

| Date | Opponent | GS | IP | H | R | ER | BB | SO | W-L | SV |
|---------|--------------|----|-----|---|---|----|----|----|-----|----|
| 2-15-20 | Holy Cross | | 0.1 | 0 | 0 | 0 | 0 | 0 | 0-0 | 1 |
| 2-21-20 | Northwestern | | 2.0 | 1 | 3 | 3 | 2 | 2 | 0-1 | 1 |
| 2-23-20 | Northwestern | | 2.0 | 1 | 0 | 0 | 1 | 3 | 0-1 | 1 |
| 2-29-20 | Clemson | | 0.2 | 1 | 1 | 1 | 1 | 1 | 0-1 | 1 |
| 3-1-20 | Clemson | | 1.1 | 3 | 2 | 2 | 0 | 2 | 0-2 | 1 |
| 3-6-20 | Cornell | | 0.2 | 0 | 0 | 0 | 1 | 2 | 0-2 | 1 |
| 3-8-20 | Cornell | | 1.0 | 2 | 0 | 0 | 0 | 1 | 0-2 | 1 |
| 3-10-20 | The Citadel | | 1.0 | 0 | 0 | 0 | 0 | 2 | 0-2 | 1 |

2021 SEASON

| Date | Opponent | GS | IP | H | R | ER | BB | SO | W-L | SV |
|---------|--------------|----|-----|---|---|----|----|----|-----|----|
| 2-21-21 | Dayton | | 2.2 | 1 | 0 | 0 | 0 | 3 | 0-0 | 0 |
| 2-23-21 | Winthrop | | 1.0 | 0 | 0 | 0 | 1 | 2 | 0-0 | 0 |
| 2-28-21 | Clemson | | 0.0 | 2 | 2 | 2 | 1 | 0 | 0-0 | 0 |
| 3-2-21 | Winthrop | | 1.0 | 3 | 2 | 2 | 1 | 1 | 0-0 | 0 |
| 3-13-21 | Texas | | 0.1 | 0 | 0 | 0 | 0 | 0 | 0-0 | 0 |
| 3-17-21 | Davidson | | 1.0 | 0 | 0 | 0 | 1 | 2 | 0-0 | 0 |
| 3-20-21 | Vanderbilt | | 1.1 | 0 | 0 | 0 | 1 | 2 | 0-0 | 0 |
| 3-23-21 | The Citadel | | 2.0 | 1 | 0 | 0 | 0 | 4 | 0-0 | 0 |
| 3-26-21 | Florida | | 2.2 | 2 | 1 | 1 | 2 | 2 | 0-0 | 0 |
| 3-30-21 | Gardner-Webb | | 0.2 | 0 | 0 | 0 | 0 | 1 | 0-0 | 0 |

#50 Travis Luensmann - Fr. RHP

2021 SEASON

| Date | Opponent | GS | IP | H | R | ER | BB | SO | W-L | SV |
|---------|----------|----|-----|---|---|----|----|----|-----|----|
| 2-21-21 | Dayton | | 1.0 | 0 | 0 | 0 | 0 | 1 | 0-0 | 0 |
| 2-28-21 | Clemson | | 0.1 | 1 | 2 | 2 | 1 | 0 | 0-0 | 0 |
| 3-2-21 | Winthrop | | 0.2 | 0 | 0 | 0 | 0 | 1 | 0-0 | 0 |
| 3-17-21 | Davidson | | 0.1 | 3 | 4 | 2 | 0 | 0 | 0-1 | 0 |

#23 Jack Mahoney - Fr. RHP

2021 SEASON

| Date | Opponent | GS | IP | H | R | ER | BB | SO | W-L | SV |
|---------|--------------|----|-----|---|---|----|----|----|-----|----|
| 2-19-21 | Dayton | | 1.0 | 0 | 0 | 0 | 0 | 1 | 0-0 | 0 |
| 2-23-21 | Winthrop | | 1.2 | 1 | 1 | 0 | 0 | 4 | 0-0 | 0 |
| 2-28-21 | Clemson | | 1.2 | 2 | 1 | 1 | 0 | 1 | 0-0 | 0 |
| 3-5-21 | Mercer | | 1.0 | 0 | 0 | 0 | 0 | 1 | 0-0 | 0 |
| 3-7-21 | Mercer | | 2.1 | 1 | 0 | 0 | 0 | 4 | 0-0 | 0 |
| 3-12-21 | Texas | | 1.0 | 1 | 0 | 0 | 1 | 3 | 0-0 | 0 |
| 3-13-21 | Texas | | 1.2 | 1 | 0 | 0 | 1 | 1 | 0-0 | 0 |
| 3-19-21 | Vanderbilt | | 0.2 | 0 | 0 | 0 | 1 | 0 | 0-0 | 0 |
| 3-26-21 | Florida | | 1.0 | 1 | 1 | 1 | 2 | 1 | 0-0 | 0 |
| 3-30-21 | Gardner-Webb | * | 4.0 | 5 | 1 | 1 | 0 | 6 | 1-0 | 0 |

#20 Andrew Peters - Jr. RHP

2020 SEASON

| Date | Opponent | GS | IP | H | R | ER | BB | SO | W-L | S |
|---------|--------------|----|-----|---|---|----|----|----|-----|---|
| 2-19-20 | Presbyterian | | 1.0 | 0 | 0 | 0 | 1 | 1 | 0-0 | 0 |
| 2-25-20 | UNF | * | 1.0 | 1 | 3 | 3 | 2 | 3 | 0-0 | 0 |
| 3-7-20 | Cornell | | 0.1 | 2 | 3 | 3 | 2 | 0 | 0-0 | 0 |

2 NCAA Championships, 3 SEC Championships, 7 SEC East Titles, 31 NCAA Appearances

2021 SEASON

| Date | Opponent | GS | IP | H | R | ER | BB | SO | W-L | S |
|---------|-------------|----|-----|---|---|----|----|----|-----|---|
| 2-20-21 | Dayton | | 2.0 | 0 | 0 | 0 | 0 | 3 | 1-0 | 0 |
| 2-23-21 | Winthrop | | 0.1 | 0 | 0 | 0 | 0 | 0 | 1-0 | 0 |
| 2-28-21 | Clemson | | 2.0 | 1 | 0 | 0 | 0 | 4 | 1-0 | 0 |
| 3-5-21 | Mercer | | 2.2 | 0 | 0 | 0 | 1 | 5 | 1-0 | 0 |
| 3-10-21 | The Citadel | | 2.2 | 1 | 1 | 1 | 1 | 5 | 2-0 | 0 |
| 3-14-21 | Texas | | 1.0 | 3 | 2 | 2 | 0 | 1 | 2-0 | 0 |
| 3-19-21 | Vanderbilt | | 1.1 | 1 | 0 | 0 | 0 | 4 | 2-0 | 0 |
| 3-23-21 | The Citadel | | 1.1 | 1 | 0 | 0 | 0 | 1 | 2-0 | 0 |
| 3-26-21 | Florida | | 4.0 | 1 | 0 | 0 | 3 | 5 | 2-0 | 0 |

#4 Jackson Phipps - Fr. LHP**2021 SEASON**

| Date | Opponent | GS | IP | H | R | ER | BB | SO | W-L | S |
|---------|--------------|----|-----|---|---|----|----|----|-----|---|
| 2-19-21 | Dayton | | 1.0 | 1 | 0 | 0 | 0 | 0 | 0-0 | 0 |
| 2-23-21 | Winthrop | | 0.2 | 3 | 1 | 1 | 0 | 1 | 0-0 | 0 |
| 2-28-21 | Clemson | | 0.1 | 0 | 0 | 0 | 0 | 1 | 0-0 | 0 |
| 3-6-21 | Mercer | | 1.0 | 1 | 0 | 0 | 0 | 0 | 0-0 | 0 |
| 3-10-21 | The Citadel | | 0.2 | 1 | 0 | 0 | 0 | 1 | 0-0 | 0 |
| 3-13-21 | Texas | | 0.1 | 0 | 1 | 1 | 1 | 0 | 0-0 | 0 |
| 3-17-21 | Davidson | | 1.1 | 3 | 3 | 3 | 1 | 3 | 0-0 | 0 |
| 3-30-21 | Gardner-Webb | | 2.0 | 2 | 1 | 1 | 0 | 5 | 0-0 | 0 |

#32 Will Sanders - Fr. RHP**2021 SEASON**

| Date | Opponent | GS | IP | H | R | ER | BB | SO | W-L | S |
|---------|-------------|----|-----|---|---|----|----|----|-----|---|
| 2-20-21 | Dayton | | 1.0 | 0 | 0 | 0 | 0 | 0 | 0-0 | 0 |
| 2-23-21 | Winthrop | * | 2.2 | 2 | 0 | 0 | 0 | 6 | 0-0 | 0 |
| 2-27-21 | Clemson | | 1.0 | 0 | 0 | 0 | 0 | 0 | 1-0 | 0 |
| 2-28-21 | Clemson | | 0.2 | 0 | 0 | 0 | 0 | 0 | 2-0 | 0 |
| 3-6-21 | Mercer | | 2.0 | 1 | 0 | 0 | 0 | 3 | 2-0 | 0 |
| 3-10-21 | The Citadel | | 1.1 | 2 | 0 | 0 | 0 | 0 | 2-0 | 0 |
| 3-12-21 | Texas | | 0.0 | 2 | 3 | 3 | 1 | 0 | 2-1 | 0 |
| 3-14-21 | Texas | | 1.0 | 2 | 0 | 0 | 0 | 0 | 2-1 | 0 |
| 3-17-21 | Davidson | * | 1.0 | 0 | 0 | 0 | 1 | 1 | 2-1 | 0 |
| 3-20-21 | Vanderbilt | | 0.2 | 2 | 0 | 0 | 1 | 0 | 2-1 | 0 |
| 3-23-21 | The Citadel | * | 5.0 | 1 | 1 | 1 | 1 | 10 | 3-1 | 0 |
| 3-28-21 | Florida | * | 4.0 | 2 | 3 | 2 | 1 | 6 | 4-1 | 0 |

#12 Josiah Sightler - So. LHP**2019 SEASON**

| Date | Opponent | GS | IP | H | R | ER | BB | SO | W-L | S |
|---------|-------------------|----|-----|---|---|----|----|----|-----|---|
| 5-17-19 | Mississippi State | | 0.0 | 1 | 3 | 3 | 2 | 0 | 0-0 | 0 |

2020 SEASON

| Date | Opponent | GS | IP | H | R | ER | BB | SO | W-L | S |
|---------|-------------|----|-----|---|---|----|----|----|-----|---|
| 3-7-20 | Cornell | | 1.2 | 0 | 0 | 0 | 0 | 4 | 0-0 | 0 |
| 3-10-20 | The Citadel | | 1.0 | 1 | 0 | 0 | 0 | 1 | 0-0 | 0 |

2021 SEASON

| Date | Opponent | GS | IP | H | R | ER | BB | SO | W-L | S |
|---------|-------------|----|-----|---|---|----|----|----|-----|---|
| 2-20-21 | Dayton | | 1.0 | 1 | 1 | 1 | 1 | 2 | 0-0 | 0 |
| 2-23-21 | Winthrop | | 1.0 | 0 | 0 | 0 | 0 | 2 | 0-0 | 0 |
| 3-2-21 | Winthrop | * | 3.0 | 3 | 1 | 1 | 0 | 4 | 1-0 | 0 |
| 3-10-21 | The Citadel | * | 2.0 | 4 | 2 | 2 | 0 | 0 | 1-0 | 0 |
| 3-14-21 | Texas | | 0.2 | 2 | 0 | 0 | 1 | 0 | 1-0 | 0 |

#40 Wesley Sweatt - Jr. LHP**2019 SEASON**

| Date | Opponent | GS | IP | H | R | ER | BB | SO | W-L | S |
|---------|----------------|----|-----|----|---|----|----|----|-----|---|
| 2-22-19 | Utah Valley | | 2.0 | 1 | 0 | 0 | 0 | 2 | 0-0 | 0 |
| 2-24-19 | Utah Valley | | 1.0 | 0 | 0 | 0 | 0 | 1 | 0-0 | 0 |
| 2-26-19 | App State | | 2.0 | 0 | 0 | 0 | 0 | 1 | 0-0 | 0 |
| 3-1-19 | Clemson | | 1.2 | 3 | 1 | 1 | 1 | 1 | 1-0 | 0 |
| 3-8-19 | Valpo | * | 4.0 | 3 | 1 | 1 | 2 | 3 | 1-0 | 0 |
| 3-15-19 | Georgia | * | 5.0 | 5 | 5 | 4 | 0 | 1 | 1-1 | 0 |
| 3-22-19 | Tennessee | * | 3.1 | 10 | 8 | 6 | 2 | 0 | 1-2 | 0 |
| 3-26-19 | N.C. A&T | | 3.1 | 1 | 0 | 0 | 0 | 2 | 1-2 | 0 |
| 3-29-19 | Auburn | | 1.0 | 1 | 0 | 0 | 0 | 0 | 1-2 | 0 |
| 4-2-19 | N.C. State | | 2.0 | 3 | 0 | 0 | 0 | 2 | 2-2 | 0 |
| 4-5-19 | Alabama | | 1.2 | 1 | 0 | 0 | 0 | 0 | 2-2 | 0 |
| 4-9-19 | Charlotte | | 1.0 | 1 | 1 | 1 | 1 | 1 | 2-2 | 1 |
| 4-12-19 | Florida | | 0.2 | 1 | 0 | 0 | 1 | 0 | 2-2 | 1 |
| 4-13-19 | Florida | | 1.2 | 3 | 3 | 3 | 2 | 3 | 2-3 | 1 |
| 4-23-19 | Charleston So. | | 1.0 | 1 | 0 | 0 | 0 | 1 | 2-3 | 1 |

| | | | | | | | | | | |
|---------|-------------|---|-----|---|---|---|---|---|-----|---|
| 4-26-19 | Missouri | | 0.1 | 2 | 0 | 0 | 0 | 1 | 2-3 | 1 |
| 4-27-19 | Missouri | | 0.0 | 1 | 2 | 0 | 0 | 0 | 2-3 | 1 |
| 5-8-19 | Furman | * | 4.0 | 2 | 2 | 2 | 3 | 4 | 2-3 | 1 |
| 5-12-19 | Kentucky | | 2.1 | 2 | 0 | 0 | 0 | 2 | 2-3 | 1 |
| 5-14-19 | USC Upstate | | 1.0 | 0 | 0 | 0 | 0 | 1 | 2-3 | 1 |
| 5-17-19 | Miss. State | | 0.2 | 0 | 0 | 0 | 0 | 2 | 2-3 | 1 |
| 5-18-19 | Miss. State | | 0.2 | 4 | 3 | 3 | 0 | 0 | 2-3 | 1 |
| 5-21-19 | LSU | | 3.1 | 2 | 0 | 0 | 0 | 3 | 2-3 | 1 |

2021 SEASON

| Date | Opponent | GS | IP | H | R | ER | BB | SO | W-L | S |
|---------|-------------|----|-----|---|---|----|----|----|-----|---|
| 3-10-21 | The Citadel | | 0.2 | 3 | 2 | 2 | 0 | 0 | 0-0 | 0 |
| 3-14-21 | Texas | | 1.0 | 0 | 0 | 0 | 0 | 0 | 0-0 | 0 |
| 3-17-21 | Davidson | | 1.0 | 0 | 0 | 0 | 0 | 2 | 0-0 | 0 |
| 3-23-21 | The Citadel | | 0.2 | 3 | 2 | 2 | 0 | 1 | 0-0 | 0 |

#37 Cam Tringali - R-Fr. RHP**2019 SEASON**

| Date | Opponent | GS | IP | H | R | ER | BB | SO | W-L | S |
|---------|--------------|----|-----|---|---|----|----|----|-----|---|
| 2-16-19 | Liberty | | 2.1 | 2 | 0 | 0 | 1 | 3 | 0-0 | 0 |
| 2-19-19 | Winthrop | | 2.0 | 2 | 2 | 1 | 0 | 1 | 0-0 | 0 |
| 2-23-19 | Utah Valley | | 2.0 | 1 | 0 | 0 | 1 | 3 | 0-0 | 0 |
| 2-26-19 | App State | | 2.1 | 0 | 0 | 0 | 1 | 3 | 0-0 | 0 |
| 3-1-19 | Clemson | | 1.2 | 1 | 0 | 0 | 1 | 2 | 0-0 | 0 |
| 3-3-19 | Clemson | | 1.1 | 0 | 0 | 0 | 0 | 1 | 0-0 | 0 |
| 3-6-19 | Gardner-Webb | | 2.0 | 3 | 1 | 0 | 0 | 1 | 0-0 | 0 |
| 3-8-19 | Valpo | | 2.1 | 2 | 0 | 0 | 0 | 2 | 0-0 | 1 |
| 3-12-19 | The Citadel | | 1.2 | 5 | 4 | 4 | 0 | 2 | 0-0 | 1 |
| 3-16-19 | Georgia | | 2.1 | 0 | 0 | 0 | 0 | 3 | 0-0 | 1 |
| 3-19-19 | Furman | | 0.1 | 1 | 0 | 0 | 0 | 0 | 0-0 | 1 |
| 3-23-19 | Tennessee | | 1.2 | 1 | 0 | 0 | 0 | 3 | 1-0 | 1 |
| 3-24-19 | Tennessee | | 2.2 | 0 | 0 | 0 | 2 | 3 | 1-0 | 1 |
| 3-29-19 | Auburn | | 2.0 | 2 | 1 | 1 | 0 | 5 | 1-0 | 1 |
| 3-31-19 | Auburn | | 4.2 | 3 | 3 | 2 | 0 | 4 | 1-0 | 1 |
| 4-6-19 | Alabama | * | 4.1 | 4 | 4 | 4 | 1 | 2 | 1-0 | 1 |
| 4-12-19 | Florida | * | 6.0 | 4 | 1 | 1 | 0 | 3 | 2-0 | 1 |
| 4-20-19 | Texas A&M | * | 4.1 | 6 | 4 | 4 | 0 | 5 | 2-1 | 1 |
| 4-27-19 | Missouri | * | 6.1 | 5 | 3 | 3 | 3 | 6 | 2-2 | 1 |
| 5-5-19 | Vanderbilt | * | 1.2 | 4 | 4 | 4 | 2 | 0 | 2-3 | 1 |
| 5-10-19 | Kentucky | * | 5.2 | 5 | 4 | 4 | 3 | 4 | 2-3 | 1 |
| 5-16-19 | Miss. State | * | 4.0 | 8 | 9 | 6 | 3 | 2 | 2-4 | 1 |
| 5-21-19 | LSU | * | 3.0 | 4 | 3 | 3 | 2 | 1 | 2-4 | 1 |

2020 SEASON

| Date | Opponent | GS | IP | H | R | ER | BB | SO | W-L | S |
|---------|--------------|----|-----|---|---|----|----|----|-----|---|
| 2-15-20 | Holy Cross | | 2.0 | 3 | 1 | 1 | 0 | 1 | 0-0 | 0 |
| 2-23-20 | Northwestern | | 1.0 | 2 | 1 | 0 | 0 | 1 | 0-0 | 0 |
| 2-28-20 | Clemson | | 1.0 | 1 | 1 | 1 | 1 | 2 | 0-0 | 0 |
| 3-1-20 | Clemson | | 0.1 | 2 | 2 | 2 | 0 | 0 | 0-0 | 0 |
| 3-3-20 | Furman | | 5.0 | 0 | 0 | 0 | 0 | 7 | 1-0 | 0 |
| 3-10-20 | The Citadel | | 1.1 | 0 | 0 | 0 | 1 | 2 | 1-0 | 0 |

2021 SEASON

| Date | Opponent | GS | IP | H | R | ER | BB | SO | W-L | S |
|--------|----------|----|-----|---|---|----|----|----|-----|---|
| 3-2-21 | Winthrop | | 0.1 | 1 | 3 | 3 | 0 | 1 | 0-0 | 0 |

#30 Brett Thomas - Fr. RHP**2020 SEASON**

| Date | Opponent | GS | IP | H | R | ER | BB | SO | W-L | S |
|---------|--------------|----|-----|---|---|----|----|----|-----|---|
| 2-22-20 | Northwestern | | 1.0 | 0 | 0 | 0 | 0 | 1 | 0-0 | 0 |
| 2-28-20 | Clemson | | 1.0 | 0 | 0 | 0 | 0 | 0 | 0-0 | 0 |
| 3-6-20 | Cornell | | 1.0 | 0 | 0 | 0 | 0 | 2 | 0-0 | 0 |
| 3-8-20 | Cornell | | 1.0 | 0 | 0 | 0 | 0 | 2 | 0-0 | 0 |

2021 SEASON

| Date | Opponent | GS | IP | H | R | ER | BB | SO | W-L | S |
|---------|----------|----|-----|---|---|----|----|----|-----|---|
| 3-2-21 | Winthrop | | 1.0 | 0 | 0 | 0 | 0 | 3 | 0-0 | 0 |
| 3-13-21 | Texas | | 0.2 | 0 | 0 | 0 | 1 | 2 | 0-0 | 0 |
| 3-17-21 | Davidson | | 0.1 | 1 | 1 | 1 | 2 | 1 | 0-0 | 0 |

#45 CJ Weins - Jr. RHP**2021 SEASON**

| Date | Opponent | GS | IP | H | R | ER | BB | SO | W-L | S |
|---------|--------------|----|-----|---|---|----|----|----|-----|---|
| 3-2-21 | Winthrop | | 1.0 | 0 | 2 | 2 | 3 | 2 | 0-0 | 0 |
| 3-30-21 | Gardner-Webb | | 0.1 | 1 | 1 | 0 | 1 | 0 | 0-0 | 0 |

Record: 17-6 Home: 13-1 Away: 3-5 Neutral: 1-0 SEC: 4-2

| Player | avg | gp-gs | ab | r | h | 2b | 3b | hr | rbi | tb | slg% | bb | hp | so | gdp | ob% | sf | sh | sb-att | po | a | e | fld% |
|---------------------|------|-------|-----|-----|-----|----|----|----|-----|-----|------|----|----|-----|-----|------|----|----|--------|-----|-----|----|-------|
| 3 Braylen Wimmer | .366 | 23-22 | 82 | 19 | 30 | 9 | 0 | 5 | 14 | 54 | .659 | 9 | 1 | 24 | 0 | .430 | 1 | 3 | 2-5 | 42 | 21 | 3 | .955 |
| 12 Josiah Sightler | .329 | 20-19 | 70 | 14 | 23 | 6 | 0 | 2 | 13 | 35 | .500 | 8 | 4 | 13 | 1 | .422 | 1 | 0 | 2-2 | 19 | 2 | 0 | 1.000 |
| 28 Wes Clarke | .313 | 23-23 | 80 | 29 | 25 | 2 | 0 | 14 | 30 | 69 | .863 | 25 | 1 | 25 | 1 | .477 | 1 | 0 | 0-0 | 82 | 6 | 1 | .989 |
| 33 Brady Allen | .309 | 23-23 | 94 | 25 | 29 | 8 | 1 | 6 | 16 | 57 | .606 | 11 | 2 | 19 | 1 | .382 | 3 | 2 | 4-4 | 40 | 0 | 0 | 1.000 |
| 11 Andrew Eyster | .295 | 23-23 | 88 | 11 | 26 | 6 | 1 | 5 | 19 | 49 | .557 | 7 | 8 | 32 | 1 | .394 | 1 | 0 | 1-2 | 31 | 1 | 1 | .970 |
| 26 David Mendham | .269 | 23-21 | 78 | 11 | 21 | 4 | 0 | 1 | 12 | 28 | .359 | 11 | 0 | 21 | 1 | .344 | 4 | 0 | 0-1 | 103 | 6 | 1 | .991 |
| 6 George Callil | .211 | 23-23 | 76 | 8 | 16 | 4 | 0 | 1 | 6 | 23 | .303 | 5 | 2 | 26 | 1 | .274 | 1 | 4 | 3-3 | 27 | 32 | 2 | .967 |
| ----- | | | | | | | | | | | | | | | | | | | | | | | |
| 46 Connor Cino | .400 | 5-0 | 5 | 0 | 2 | 0 | 0 | 0 | 1 | 2 | .400 | 0 | 0 | 1 | 0 | .400 | 0 | 0 | 0-0 | 6 | 0 | 0 | 1.000 |
| 8 Jeff Heinrich | .275 | 14-13 | 51 | 3 | 14 | 4 | 0 | 0 | 8 | 18 | .353 | 0 | 2 | 9 | 1 | .296 | 1 | 4 | 2-3 | 18 | 12 | 3 | .909 |
| 10 Colin Burgess | .259 | 17-16 | 58 | 7 | 15 | 1 | 0 | 2 | 8 | 22 | .379 | 4 | 3 | 8 | 0 | .333 | 1 | 0 | 0-0 | 223 | 16 | 1 | .996 |
| 14 Joe Satterfield | .250 | 11-7 | 28 | 5 | 7 | 2 | 0 | 0 | 8 | 9 | .321 | 1 | 1 | 5 | 1 | .290 | 1 | 0 | 0-0 | 12 | 13 | 0 | 1.000 |
| 7 Brennan Milone | .167 | 16-14 | 54 | 10 | 9 | 4 | 0 | 0 | 3 | 13 | .241 | 11 | 0 | 19 | 1 | .308 | 0 | 0 | 1-1 | 9 | 16 | 4 | .862 |
| 13 Michael Robinson | .167 | 8-0 | 6 | 1 | 1 | 0 | 0 | 0 | 0 | 1 | .167 | 1 | 0 | 3 | 0 | .286 | 0 | 0 | 0-0 | 2 | 6 | 2 | .800 |
| 9 Noah Myers | .091 | 12-1 | 11 | 3 | 1 | 1 | 0 | 0 | 0 | 2 | .182 | 2 | 1 | 5 | 1 | .286 | 0 | 0 | 0-0 | 3 | 0 | 1 | .750 |
| 2 Jalen Vasquez | .000 | 5-1 | 5 | 0 | 0 | 0 | 0 | 0 | 0 | 0 | .000 | 1 | 0 | 4 | 0 | .167 | 0 | 0 | 0-0 | 1 | 4 | 0 | 1.000 |
| 24 Brandon Fields | .000 | 3-1 | 5 | 1 | 0 | 0 | 0 | 0 | 0 | 0 | .000 | 1 | 0 | 3 | 0 | .167 | 0 | 0 | 0-0 | 2 | 0 | 0 | 1.000 |
| 23 Jack Mahoney | .000 | 1-0 | 1 | 1 | 0 | 0 | 0 | 0 | 0 | 0 | .000 | 0 | 1 | 0 | 1 | .500 | 0 | 0 | 0-0 | 0 | 2 | 0 | 1.000 |
| Totals | .277 | 23 | 792 | 148 | 219 | 51 | 2 | 36 | 138 | 382 | .482 | 97 | 26 | 217 | 11 | .368 | 15 | 13 | 15-21 | 627 | 150 | 21 | .974 |
| Opponents | .208 | 23 | 763 | 94 | 159 | 28 | 5 | 17 | 84 | 248 | .325 | 95 | 15 | 308 | 8 | .306 | 6 | 6 | 22-35 | 605 | 206 | 23 | .972 |

LOB - Team (190), Opp (164). DPs turned - Team (13), Opp (14). IBB - Team (6), Clarke 5, Wimmer 1, Opp (4). Picked off - Wimmer 1.

(All games Sorted by Earned run avg)

| Player | era | w-l | app | gs | cg | sho | sv | ip | h | r | er | bb | so | 2b | 3b | hr | b/avg | wp | hp | bks | sfa | sha |
|---------------------|-------|------|-----|----|----|-----|----|-------|-----|-----|-----|----|-----|----|----|----|-------|----|----|-----|-----|-----|
| 22 Brannon Jordan | 2.70 | 2-2 | 6 | 6 | 0 | 0/1 | 0 | 30.0 | 17 | 11 | 9 | 17 | 47 | 8 | 0 | 4 | .157 | 3 | 3 | 0 | 0 | 0 |
| 34 Thomas Farr | 2.94 | 2-1 | 6 | 6 | 0 | 0/0 | 0 | 33.2 | 31 | 12 | 11 | 16 | 45 | 4 | 0 | 1 | .246 | 3 | 0 | 0 | 1 | 0 |
| ----- | | | | | | | | | | | | | | | | | | | | | | |
| 49 Brett Kerry | 1.50 | 2-0 | 8 | 0 | 0 | 0/2 | 2 | 18.0 | 12 | 3 | 3 | 4 | 34 | 1 | 1 | 1 | .185 | 2 | 0 | 0 | 0 | 0 |
| 20 Andrew Peters | 1.56 | 2-0 | 9 | 0 | 0 | 0/0 | 0 | 17.1 | 8 | 3 | 3 | 5 | 28 | 1 | 0 | 1 | .133 | 0 | 0 | 1 | 1 | 1 |
| 23 Jack Mahoney | 1.69 | 1-0 | 10 | 1 | 0 | 0/1 | 0 | 16.0 | 12 | 4 | 3 | 5 | 22 | 2 | 1 | 0 | .214 | 1 | 0 | 0 | 0 | 2 |
| 32 Will Sanders | 2.66 | 4-1 | 12 | 4 | 0 | 0/1 | 0 | 20.1 | 14 | 7 | 6 | 5 | 26 | 3 | 1 | 3 | .197 | 1 | 0 | 0 | 0 | 0 |
| 16 John Gilreath | 3.18 | 1-0 | 6 | 0 | 0 | 0/0 | 0 | 5.2 | 4 | 2 | 2 | 5 | 4 | 0 | 0 | 2 | .200 | 0 | 0 | 0 | 0 | 0 |
| 15 Daniel Lloyd | 3.55 | 0-0 | 10 | 0 | 0 | 0/0 | 0 | 12.2 | 9 | 5 | 5 | 7 | 17 | 0 | 0 | 0 | .200 | 0 | 2 | 1 | 2 | 0 |
| 30 Brett Thomas | 4.50 | 0-0 | 3 | 0 | 0 | 0/0 | 0 | 2.0 | 1 | 1 | 1 | 3 | 6 | 0 | 0 | 0 | .143 | 2 | 0 | 3 | 0 | 0 |
| 18 Julian Bosnic | 4.64 | 2-1 | 7 | 4 | 0 | 0/1 | 0 | 21.1 | 10 | 13 | 11 | 14 | 40 | 1 | 0 | 2 | .139 | 1 | 6 | 0 | 1 | 2 |
| 12 Josiah Sightler | 4.70 | 1-0 | 5 | 2 | 0 | 0/0 | 0 | 7.2 | 10 | 4 | 4 | 2 | 8 | 2 | 0 | 0 | .333 | 1 | 1 | 0 | 0 | 0 |
| 21 Magdiel Cotto | 5.40 | 0-0 | 5 | 0 | 0 | 0/0 | 0 | 5.0 | 5 | 4 | 3 | 2 | 4 | 1 | 1 | 0 | .250 | 0 | 1 | 0 | 0 | 0 |
| 44 Parker Coyne | 5.79 | 0-0 | 5 | 0 | 0 | 0/0 | 0 | 4.2 | 3 | 3 | 3 | 3 | 8 | 1 | 1 | 1 | .200 | 2 | 0 | 0 | 1 | 1 |
| 4 Jackson Phipps | 7.36 | 0-0 | 8 | 0 | 0 | 0/1 | 0 | 7.1 | 11 | 6 | 6 | 2 | 11 | 1 | 0 | 0 | .344 | 2 | 0 | 0 | 0 | 0 |
| 40 Wesley Sweatt | 10.80 | 0-0 | 4 | 0 | 0 | 0/0 | 0 | 3.1 | 6 | 4 | 4 | 0 | 3 | 0 | 0 | 2 | .375 | 0 | 0 | 0 | 0 | 0 |
| 45 CJ Weins | 13.50 | 0-0 | 2 | 0 | 0 | 0/0 | 0 | 1.1 | 1 | 3 | 2 | 4 | 2 | 0 | 0 | 0 | .167 | 1 | 0 | 0 | 0 | 0 |
| 50 Travis Luensmann | 15.43 | 0-1 | 4 | 0 | 0 | 0/0 | 0 | 2.1 | 4 | 6 | 4 | 1 | 2 | 2 | 0 | 0 | .333 | 0 | 0 | 1 | 0 | 0 |
| 37 Cam Tringali | 81.00 | 0-0 | 1 | 0 | 0 | 0/0 | 0 | 0.1 | 1 | 3 | 3 | 0 | 1 | 1 | 0 | 0 | .500 | 1 | 2 | 0 | 0 | 0 |
| Totals | 3.53 | 17-6 | 23 | 23 | 0 | 2/2 | 2 | 209.0 | 159 | 94 | 82 | 95 | 308 | 28 | 5 | 17 | .208 | 20 | 15 | 6 | 6 | 6 |
| Opponents | 5.53 | 6-17 | 23 | 23 | 1 | 2/1 | 2 | 201.2 | 219 | 148 | 124 | 97 | 217 | 51 | 2 | 36 | .277 | 12 | 26 | 2 | 15 | 13 |

PB - Team (4), Burgess 3, Clarke 1, Opp (4). Pickoffs - Team (3), Bosnic 1, Farr 1, Burgess 1, Opp (1). SBA/ATT - Burgess (11-20), Clarke (9-11), Bosnic (5-7), Farr (2-6), Sightler (3-4), Jordan (2-3), Sanders (1-3), Kerry (2-2), Phipps (1-2), Mahoney (1-2), Peters (2-2), Tringali (1-1), Cino (1-1), Gilreath (1-1), Luensmann (0-1), Thomas (1-1).

Record: 4-2 Home: 3-0 Away: 1-2 SEC: 4-2

| Player | avg | gp-gs | ab | r | h | 2b | 3b | hr | rbi | tb | slg% | bb | hp | so | gdp | ob% | sf | sh | sb-att | po | a | e | fld% |
|---------------------|------|-------|-----|----|----|----|----|----|-----|----|------|----|----|----|-----|------|----|----|--------|-----|----|---|-------|
| 3 Braylen Wimmer | .333 | 6-6 | 27 | 5 | 9 | 3 | 0 | 1 | 5 | 15 | .556 | 1 | 0 | 10 | 0 | .357 | 0 | 0 | 0-0 | 6 | 9 | 0 | 1.000 |
| 26 David Mendham | .286 | 6-5 | 21 | 2 | 6 | 1 | 0 | 0 | 0 | 7 | .333 | 1 | 0 | 5 | 0 | .318 | 0 | 0 | 0-0 | 23 | 1 | 1 | .960 |
| 11 Andrew Eyster | .273 | 6-6 | 22 | 3 | 6 | 0 | 0 | 2 | 4 | 12 | .545 | 0 | 3 | 10 | 0 | .346 | 1 | 0 | 0-0 | 9 | 0 | 1 | .900 |
| 10 Colin Burgess | .261 | 6-6 | 23 | 4 | 6 | 1 | 0 | 1 | 2 | 10 | .435 | 1 | 1 | 4 | 0 | .320 | 0 | 0 | 0-0 | 88 | 3 | 0 | 1.000 |
| 33 Brady Allen | .250 | 6-6 | 28 | 5 | 7 | 1 | 0 | 3 | 4 | 17 | .607 | 0 | 0 | 8 | 1 | .250 | 0 | 1 | 1-1 | 16 | 0 | 0 | 1.000 |
| 12 Josiah Sightler | .217 | 6-6 | 23 | 2 | 5 | 3 | 0 | 0 | 3 | 8 | .348 | 2 | 2 | 9 | 0 | .333 | 0 | 0 | 0-0 | 8 | 0 | 0 | 1.000 |
| 28 Wes Clarke | .105 | 6-6 | 19 | 2 | 2 | 0 | 0 | 2 | 6 | 8 | .421 | 5 | 1 | 7 | 0 | .308 | 1 | 0 | 0-0 | 5 | 0 | 1 | .833 |
| 6 George Callil | .053 | 6-6 | 19 | 2 | 1 | 1 | 0 | 0 | 3 | 2 | .105 | 1 | 2 | 10 | 1 | .174 | 1 | 1 | 1-1 | 7 | 11 | 1 | .947 |
| ----- | | | | | | | | | | | | | | | | | | | | | | | |
| 8 Jeff Heinrich | .214 | 4-4 | 14 | 2 | 3 | 1 | 0 | 0 | 1 | 4 | .286 | 0 | 2 | 3 | 1 | .313 | 0 | 2 | 0-0 | 4 | 1 | 1 | .833 |
| 7 Brennan Milone | .100 | 3-3 | 10 | 2 | 1 | 0 | 0 | 0 | 0 | 1 | .100 | 1 | 0 | 5 | 0 | .182 | 0 | 0 | 0-0 | 2 | 2 | 1 | .800 |
| 13 Michael Robinson | .000 | 1-0 | 0 | 0 | 0 | 0 | 0 | 0 | 0 | 0 | .000 | 0 | 0 | 0 | 0 | .000 | 0 | 0 | 0-0 | 0 | 0 | 0 | .000 |
| 9 Noah Myers | .000 | 1-0 | 0 | 0 | 0 | 0 | 0 | 0 | 0 | 0 | .000 | 0 | 0 | 0 | 0 | .000 | 0 | 0 | 0-0 | 0 | 0 | 0 | .000 |
| Totals | .223 | 6 | 206 | 29 | 46 | 11 | 0 | 9 | 28 | 84 | .408 | 12 | 11 | 71 | 3 | .297 | 3 | 4 | 2-2 | 171 | 30 | 6 | .971 |
| Opponents | .193 | 6 | 207 | 27 | 40 | 7 | 2 | 6 | 25 | 69 | .333 | 27 | 3 | 87 | 1 | .292 | 3 | 0 | 5-7 | 170 | 54 | 2 | .991 |

LOB - Team (37), Opp (42). DPs turned - Team (5), Opp (4). IBB - Team (1), Clarke 1, Opp (1).

(SEC games only Sorted by Earned run avg)

| Player | era | w-l | app | gs | cg | sho | sv | ip | h | r | er | bb | so | 2b | 3b | hr | b/avg | wp | hp | bk | sfa | sha |
|-------------------|-------|-----|-----|----|----|-----|----|------|----|----|----|----|----|----|----|----|-------|----|----|----|-----|-----|
| 22 Brannon Jordan | 1.50 | 1-1 | 2 | 2 | 0 | 0/0 | 0 | 12.0 | 8 | 3 | 2 | 4 | 18 | 3 | 0 | 1 | .182 | 2 | 1 | 0 | 0 | 0 |
| 49 Brett Kerry | 1.86 | 1-0 | 3 | 0 | 0 | 0/0 | 1 | 9.2 | 6 | 2 | 2 | 1 | 16 | 1 | 1 | 0 | .176 | 1 | 0 | 0 | 0 | 0 |
| 34 Thomas Farr | 6.10 | 0-1 | 2 | 2 | 0 | 0/0 | 0 | 10.1 | 8 | 8 | 7 | 9 | 15 | 1 | 0 | 0 | .211 | 1 | 0 | 0 | 1 | 0 |
| 18 Julian Bosnic | 6.48 | 1-0 | 3 | 1 | 0 | 0/0 | 0 | 8.1 | 6 | 6 | 6 | 2 | 16 | 0 | 0 | 2 | .188 | 0 | 1 | 0 | 0 | 0 |
| ----- | | | | | | | | | | | | | | | | | | | | | | |
| 20 Andrew Peters | 0.00 | 0-0 | 2 | 0 | 0 | 0/0 | 0 | 5.1 | 2 | 0 | 0 | 3 | 9 | 0 | 0 | 0 | .105 | 0 | 0 | 0 | 0 | 0 |
| 15 Daniel Lloyd | 2.25 | 0-0 | 2 | 0 | 0 | 0/0 | 0 | 4.0 | 2 | 1 | 1 | 3 | 4 | 0 | 0 | 0 | .154 | 0 | 1 | 1 | 1 | 0 |
| 32 Will Sanders | 3.86 | 1-0 | 2 | 1 | 0 | 0/0 | 0 | 4.2 | 4 | 3 | 2 | 2 | 6 | 1 | 0 | 2 | .235 | 0 | 0 | 0 | 0 | 0 |
| 23 Jack Mahoney | 5.40 | 0-0 | 2 | 0 | 0 | 0/0 | 0 | 1.2 | 1 | 1 | 1 | 3 | 1 | 0 | 0 | 0 | .200 | 0 | 0 | 0 | 0 | 0 |
| 44 Parker Coyne | 27.00 | 0-0 | 1 | 0 | 0 | 0/0 | 0 | 1.0 | 3 | 3 | 3 | 0 | 2 | 1 | 1 | 1 | .600 | 0 | 0 | 0 | 1 | 0 |
| Totals | 3.79 | 4-2 | 6 | 6 | 0 | 0/0 | 1 | 57.0 | 40 | 27 | 24 | 27 | 87 | 7 | 2 | 6 | .193 | 4 | 3 | 1 | 3 | 0 |
| Opponents | 4.45 | 2-4 | 6 | 6 | 1 | 1/0 | 1 | 56.2 | 46 | 29 | 28 | 12 | 71 | 11 | 0 | 9 | .223 | 2 | 11 | 0 | 3 | 4 |

PB - Team (1), Burgess 1. SBA/ATT - Burgess (5-7), Bosnic (2-2), Farr (1-2), Peters (1-1), Jordan (0-1), Kerry (1-1).

INNINGS SUMMARY

| | 1 | 2 | 3 | 4 | 5 | 6 | 7 | 8 | 9 | X | Total |
|------|----|----|----|----|----|----|----|----|---|---|-------|
| USC | 15 | 18 | 22 | 20 | 19 | 10 | 11 | 24 | 6 | 3 | 148 |
| OPP. | 11 | 6 | 10 | 17 | 16 | 6 | 7 | 14 | 6 | 1 | 94 |

RECORD WHEN TEAM SCORES

| | | | | | | | | | | | |
|------|-----|-----|-----|-----|-----|-----|-----|-----|-----|-----|-----|
| Runs | 0 | 1 | 2 | 3 | 4 | 5 | 6 | 7 | 8 | 9 | 10+ |
| W-L | 0-2 | 1-1 | 0-1 | 1-0 | 2-1 | 2-1 | 1-0 | 0-0 | 3-0 | 2-0 | 5-0 |

RECORD WHEN OPP. SCORES

| | | | | | | | | | | | |
|------|-----|-----|-----|-----|-----|-----|-----|-----|-----|-----|-----|
| Runs | 0 | 1 | 2 | 3 | 4 | 5 | 6 | 7 | 8 | 9 | 10+ |
| W-L | 2-0 | 4-0 | 1-0 | 0-2 | 2-1 | 4-1 | 0-0 | 2-0 | 2-1 | 0-1 | 0-0 |

RECORD WHEN LEADING AFTER

| | | | | | | | | |
|------|-----|------|------|------|------|------|------|------|
| Inn. | 1 | 2 | 3 | 4 | 5 | 6 | 7 | 8 |
| W-L | 5-1 | 10-1 | 12-0 | 13-0 | 14-0 | 13-0 | 12-0 | 15-0 |

RECORD WHEN TRAILING AFTER

| | | | | | | | | |
|------|-----|-----|-----|-----|-----|-----|-----|-----|
| Inn. | 1 | 2 | 3 | 4 | 5 | 6 | 7 | 8 |
| W-L | 5-1 | 4-2 | 2-3 | 2-3 | 2-5 | 3-4 | 3-5 | 0-6 |

CAROLINA WHEN...

| Situation | Record |
|----------------------|--------|
| Total | 17-6 |
| Conference | 4-2 |
| Non-Conf | 13-4 |
| Home | 13-1 |
| Away | 3-5 |
| Neutral | 1-0 |
| Day | 12-3 |
| Night | 5-3 |
| vs Left | 3-0 |
| vs Right | 14-6 |
| 1-Run games | 5-1 |
| 2-Run games | 0-0 |
| 5+Run games | 6-2 |
| Extra inns | 2-0 |
| Shutouts | 2-2 |
| Scoring 0-2 runs | 1-4 |
| Scoring 3-5 runs | 5-2 |
| Scoring 6-9 runs | 6-0 |
| Scoring 10+ runs | 5-0 |
| Opponent 0-2 runs | 7-0 |
| Opponent 3-5 runs | 6-4 |
| Opponent 6-9 runs | 4-2 |
| Opponent 10+ runs | 0-0 |
| Scored in 1st inning | 6-1 |
| Scores first | 9-2 |
| Opp. scores first | 8-4 |
| After 6 leading | 13-0 |
| After 6 trailing | 3-4 |
| After 6 tied | 1-2 |
| After 7 leading | 12-0 |
| After 7 trailing | 3-5 |
| After 7 tied | 2-1 |
| After 8 leading | 15-0 |
| After 8 trailing | 0-6 |
| After 8 tied | 2-0 |
| Hit 0 home runs | 4-4 |
| Hit 1 home run | 5-2 |
| Hit 2+ home runs | 8-0 |
| Opponent 0 home runs | 8-3 |
| Opponent 1 home run | 6-1 |
| Opponent 2+ HRs | 3-2 |
| Made 0 errors | 4-4 |
| Made 1 error | 9-1 |
| Made 2+ errors | 4-1 |
| Opp. made 0 errors | 6-3 |
| Opp. made 1 error | 6-2 |
| Opp. made 2+ errors | 5-1 |
| Out-hit opponent | 14-1 |
| Out-hit by opponent | 1-5 |
| Hits are tied | 2-0 |

RECORD BY DEFENSIVE LINE-UP

STARTING LINEUP BY POSITION (Team record when starter)

| | | |
|---------------------------|----|--------|
| PITCHER: | | |
| 22 Brannon Jordan | 6 | (4-2) |
| 34 Thomas Farr | 6 | (4-2) |
| 18 Julian Bosnic | 4 | (3-1) |
| 32 Will Sanders | 4 | (3-1) |
| 12 Josiah Sightler | 2 | (2-0) |
| 23 Jack Mahoney | 1 | (1-0) |
| CATCHER: | | |
| 10 Colin Burgess | 16 | (12-4) |
| 28 Wes Clarke | 7 | (5-2) |
| FIRST BASE: | | |
| 26 David Mendham | 21 | (16-5) |
| 3 Braylen Wimmer | 1 | (0-1) |
| 28 Wes Clarke | 1 | (1-0) |
| SECOND BASE: | | |
| 3 Braylen Wimmer | 13 | (10-3) |
| 8 Jeff Heinrich | 6 | (5-1) |
| 14 Joe Satterfield | 3 | (2-1) |
| 2 Jalen Vasquez | 1 | (0-1) |
| THIRD BASE: | | |
| 7 Brennan Milone | 13 | (10-3) |
| 8 Jeff Heinrich | 7 | (5-2) |
| 14 Joe Satterfield | 3 | (2-1) |
| SHORTSTOP: | | |
| 6 George Callil | 23 | (17-6) |
| LEFT FIELD: | | |
| 12 Josiah Sightler | 13 | (9-4) |
| 11 Andrew Eyster | 9 | (7-2) |
| 3 Braylen Wimmer | 1 | (1-0) |
| CENTER FIELD: | | |
| 33 Brady Allen | 14 | (10-4) |
| 3 Braylen Wimmer | 7 | (5-2) |
| 24 Brandon Fields | 1 | (1-0) |
| 9 Noah Myers | 1 | (1-0) |
| RIGHT FIELD: | | |
| 11 Andrew Eyster | 13 | (9-4) |
| 33 Brady Allen | 9 | (7-2) |
| 14 Joe Satterfield | 1 | (1-0) |
| DESIGNATED HITTER: | | |
| 28 Wes Clarke | 15 | (11-4) |
| 12 Josiah Sightler | 6 | (4-2) |
| 7 Brennan Milone | 1 | (1-0) |
| 11 Andrew Eyster | 1 | (1-0) |

RECORD BY BATTING ORDER

STARTING LINEUP BY LINEUP SPOT (Team record when starter)

| | | |
|--------------------|----|--------|
| LEADOFF: | | |
| 33 Brady Allen | 21 | (17-4) |
| 3 Braylen Wimmer | 2 | (0-2) |
| 2ND SPOT: | | |
| 3 Braylen Wimmer | 11 | (10-1) |
| 7 Brennan Milone | 4 | (4-0) |
| 12 Josiah Sightler | 3 | (3-0) |
| 14 Joe Satterfield | 2 | (0-2) |
| 33 Brady Allen | 2 | (0-2) |
| 8 Jeff Heinrich | 1 | (0-1) |
| 3RD SPOT: | | |
| 28 Wes Clarke | 15 | (11-4) |
| 12 Josiah Sightler | 8 | (6-2) |
| CLEANUP: | | |
| 28 Wes Clarke | 8 | (6-2) |
| 26 David Mendham | 7 | (7-0) |
| 12 Josiah Sightler | 5 | (1-4) |
| 11 Andrew Eyster | 3 | (3-0) |
| 5TH SPOT: | | |
| 11 Andrew Eyster | 16 | (11-5) |
| 26 David Mendham | 7 | (6-1) |
| 6TH SPOT: | | |
| 26 David Mendham | 6 | (3-3) |
| 3 Braylen Wimmer | 4 | (2-2) |
| 11 Andrew Eyster | 4 | (3-1) |
| 12 Josiah Sightler | 3 | (3-0) |
| 8 Jeff Heinrich | 3 | (3-0) |
| 10 Colin Burgess | 2 | (2-0) |
| 7 Brennan Milone | 1 | (1-0) |
| 7TH SPOT: | | |
| 7 Brennan Milone | 6 | (4-2) |
| 8 Jeff Heinrich | 6 | (4-2) |
| 10 Colin Burgess | 5 | (4-1) |
| 14 Joe Satterfield | 3 | (2-1) |
| 3 Braylen Wimmer | 2 | (2-0) |
| 26 David Mendham | 1 | (0-1) |
| 8TH SPOT: | | |
| 10 Colin Burgess | 9 | (6-3) |
| 8 Jeff Heinrich | 3 | (3-0) |
| 7 Brennan Milone | 3 | (2-1) |
| 3 Braylen Wimmer | 3 | (2-1) |
| 14 Joe Satterfield | 2 | (2-0) |
| 9 Noah Myers | 1 | (1-0) |
| 24 Brandon Fields | 1 | (1-0) |
| 2 Jalen Vasquez | 1 | (0-1) |
| 9TH SPOT: | | |
| 6 George Callil | 23 | (17-6) |

STARTERS SUMMARY

| Player | Position | | | | | | | | | | | | Batting Order | | | | | | | | |
|--------------------|----------|---|----|----|----|----|----|----|----|----|----|----|---------------|-----|-----|-----|-----|-----|-----|-----|-----|
| | GS | P | C | 1B | 2B | 3B | SS | LF | CF | RF | OF | DH | 1st | 2nd | 3rd | 4th | 5th | 6th | 7th | 8th | 9th |
| 33 Brady Allen | 23 | . | . | . | . | . | . | . | 14 | 9 | . | . | 21 | 2 | . | . | . | . | . | . | . |
| 11 Andrew Eyster | 23 | . | . | . | . | . | . | 9 | . | 13 | . | 1 | . | . | . | 3 | 16 | 4 | . | . | . |
| 28 Wes Clarke | 23 | . | 7 | 1 | . | . | . | . | . | . | 15 | . | . | . | 15 | 8 | . | . | . | . | . |
| 6 George Callil | 23 | . | . | . | . | . | 23 | . | . | . | . | . | . | . | . | . | . | . | . | . | 23 |
| 3 Braylen Wimmer | 22 | . | . | 1 | 13 | . | . | 1 | 7 | . | . | . | 2 | 11 | . | . | . | 4 | 2 | 3 | . |
| 26 David Mendham | 21 | . | . | 21 | . | . | . | . | . | . | . | . | . | . | . | 7 | 7 | 6 | 1 | . | . |
| 12 Josiah Sightler | 19 | 2 | . | . | . | . | . | 13 | . | . | . | 6 | . | 3 | 8 | 5 | . | 3 | . | . | . |
| 10 Colin Burgess | 16 | . | 16 | . | . | . | . | . | . | . | . | . | . | . | . | . | 2 | 5 | 9 | . | . |
| 7 Brennan Milone | 14 | . | . | . | . | 13 | . | . | . | . | 1 | . | . | 4 | . | . | . | 1 | 6 | 3 | . |
| 8 Jeff Heinrich | 13 | . | . | . | 6 | 7 | . | . | . | . | . | . | . | 1 | . | . | . | 3 | 6 | 3 | . |
| 14 Joe Satterfield | 7 | . | . | . | 3 | 3 | . | . | . | 1 | . | . | . | 2 | . | . | . | . | 3 | 2 | . |
| 22 Brannon Jordan | 6 | 6 | . | . | . | . | . | . | . | . | . | . | . | . | . | . | . | . | . | . | . |
| 34 Thomas Farr | 6 | 6 | . | . | . | . | . | . | . | . | . | . | . | . | . | . | . | . | . | . | . |
| 18 Julian Bosnic | 4 | 4 | . | . | . | . | . | . | . | . | . | . | . | . | . | . | . | . | . | . | . |
| 32 Will Sanders | 4 | 4 | . | . | . | . | . | . | . | . | . | . | . | . | . | . | . | . | . | . | . |
| 2 Jalen Vasquez | 1 | . | . | . | 1 | . | . | . | . | . | . | . | . | . | . | . | . | . | . | 1 | . |
| 9 Noah Myers | 1 | . | . | . | . | . | . | . | 1 | . | . | . | . | . | . | . | . | . | . | 1 | . |
| 23 Jack Mahoney | 1 | 1 | . | . | . | . | . | . | . | . | . | . | . | . | . | . | . | . | . | . | . |
| 24 Brandon Fields | 1 | . | . | . | . | . | . | . | 1 | . | . | . | . | . | . | . | . | . | . | 1 | . |

GAMECOCK STREAKS

| Multiple Hit Games | 2 | 3 | 4 | 5+ | Total |
|---------------------------|----------|----------|----------|-----------|--------------|
| 3 Braylen Wimmer | 5 | 2 | 2 | - | 9 |
| 33 Brady Allen | 4 | 5 | - | - | 9 |
| 11 Andrew Eyster | 5 | 2 | 1 | - | 8 |
| 26 David Mendham | 6 | 1 | - | - | 7 |
| 28 Wes Clarke | 2 | 4 | - | - | 6 |
| 12 Josiah Sightler | 3 | 3 | - | - | 6 |
| 10 Colin Burgess | 3 | - | 1 | - | 4 |
| 6 George Callil | 4 | - | - | - | 4 |
| 8 Jeff Heinrich | 3 | 1 | - | - | 4 |
| 14 Joe Satterfield | 1 | 1 | - | - | 2 |
| TEAM | 36 | 19 | 4 | 0 | 59 |

| Multiple RBI Games | 2 | 3 | 4 | 5+ | Total |
|---------------------------|----------|----------|----------|-----------|--------------|
| 28 Wes Clarke | 1 | 3 | 2 | 1 | 7 |
| 11 Andrew Eyster | 4 | 1 | 1 | - | 6 |
| 33 Brady Allen | 2 | 2 | 1 | - | 5 |
| 3 Braylen Wimmer | 3 | 1 | - | - | 4 |
| 12 Josiah Sightler | 2 | - | 1 | - | 3 |
| 26 David Mendham | 1 | - | 1 | - | 2 |
| 8 Jeff Heinrich | 1 | 1 | - | - | 2 |
| 14 Joe Satterfield | 1 | - | - | 1 | 2 |
| 7 Brennan Milone | 1 | - | - | - | 1 |
| 6 George Callil | 1 | - | - | - | 1 |
| 10 Colin Burgess | - | 1 | - | - | 1 |
| TEAM | 17 | 9 | 6 | 2 | 34 |

| Hitting Streaks | Longest | Current |
|------------------------|----------------|----------------|
| 12 Josiah Sightler | 8 | 1 |
| 3 Braylen Wimmer | 6 | 1 |
| 26 David Mendham | 6 | 3 |
| 7 Brennan Milone | 6 | - |
| 28 Wes Clarke | 6 | 3 |
| 11 Andrew Eyster | 6 | 2 |
| 10 Colin Burgess | 5 | 4 |
| 33 Brady Allen | 5 | 2 |
| 14 Joe Satterfield | 4 | - |
| 8 Jeff Heinrich | 3 | 2 |
| 6 George Callil | 3 | 2 |
| 9 Noah Myers | 1 | - |
| 46 Connor Cino | 1 | - |
| 13 Michael Robinson | 1 | 1 |

| Reached Base Streaks | Longest | Current |
|-----------------------------|----------------|----------------|
| 11 Andrew Eyster | 15 | 4 |
| 12 Josiah Sightler | 10 | 1 |
| 28 Wes Clarke | 9 | 5 |
| 26 David Mendham | 9 | 5 |
| 3 Braylen Wimmer | 8 | 1 |
| 10 Colin Burgess | 6 | 5 |
| 7 Brennan Milone | 6 | 2 |
| 33 Brady Allen | 5 | 2 |
| 8 Jeff Heinrich | 5 | 5 |
| 14 Joe Satterfield | 4 | - |
| 6 George Callil | 3 | 2 |
| 9 Noah Myers | 1 | - |
| 46 Connor Cino | 1 | - |
| 2 Jalen Vasquez | 1 | - |
| 13 Michael Robinson | 1 | 1 |
| 24 Brandon Fields | 1 | - |
| 23 Jack Mahoney | 1 | 1 |

SEASON/CAREER STATS

2021 South Carolina Baseball

Individual Season/Career Summary for South Carolina (as of Mar 31, 2021)

(All games Sorted by Batting avg)

Record: 17-6 Home: 13-1 Away: 3-5 Neutral: 1-0 SEC: 4-2

| Player | SEASON | | | | | | | | | | | CAREER | | | | | | | | | | | | | | | |
|---------------------|--------|-------|-----|-----|-----|----|----|----|-----|----|-----|--------|--------|------|-------|-----|----|----|----|----|----|-----|----|-----|-----|--------|-----|
| | Avg | G-GS | AB | R | H | 2B | 3B | HR | RBI | BB | Hbp | SO | Sb-Att | Avg | G-GS | AB | R | H | 2B | 3B | HR | RBI | BB | Hbp | SO | Sb-Att | |
| 3 Braylen Wimmer | .366 | 23-22 | 82 | 19 | 30 | 9 | 0 | 5 | 14 | 9 | 1 | 24 | 2-5 | .317 | 38-32 | 123 | 25 | 39 | 9 | 0 | 5 | 19 | 9 | 2 | 36 | 5-9 | |
| 12 Josiah Sighler | .329 | 20-19 | 70 | 14 | 23 | 6 | 0 | 2 | 13 | 8 | 4 | 13 | 2-2 | .243 | 40-26 | 103 | 15 | 25 | 6 | 1 | 2 | 15 | 10 | 4 | 32 | 2-2 | |
| 28 Wes Clarke | .313 | 23-23 | 80 | 29 | 25 | 2 | 0 | 14 | 30 | 25 | 1 | 25 | 0-0 | .286 | 58-50 | 182 | 46 | 52 | 7 | 0 | 23 | 57 | 39 | 5 | 51 | 0-1 | |
| 33 Brady Allen | .309 | 23-23 | 94 | 25 | 29 | 8 | 1 | 6 | 16 | 11 | 2 | 19 | 4-4 | .256 | 95-91 | 324 | 73 | 83 | 17 | 6 | 16 | 54 | 57 | 5 | 80 | 11-16 | |
| 11 Andrew Eyster | .295 | 23-23 | 88 | 11 | 26 | 6 | 1 | 5 | 19 | 7 | 8 | 32 | 1-2 | .304 | 89-86 | 312 | 54 | 95 | 21 | 3 | 19 | 63 | 34 | 14 | 103 | 1-2 | |
| 26 David Mendham | .269 | 23-21 | 78 | 11 | 21 | 4 | 0 | 1 | 12 | 11 | 0 | 21 | 0-1 | .269 | 23-21 | 78 | 11 | 21 | 4 | 0 | 1 | 12 | 11 | 0 | 21 | 0-1 | |
| 6 George Calli | .211 | 23-23 | 76 | 8 | 16 | 4 | 0 | 1 | 6 | 5 | 2 | 26 | 3-3 | .224 | 82-80 | 255 | 36 | 57 | 11 | 1 | 6 | 33 | 24 | 23 | 75 | 5-7 | |
| SEASON 2024 | | | | | | | | | | | | | | | | | | | | | | | | | | | |
| 46 Connor Cino | .400 | 5-0 | 5 | 0 | 2 | 0 | 0 | 0 | 1 | 0 | 0 | 1 | 0-0 | .400 | 5-0 | 5 | 0 | 2 | 0 | 0 | 0 | 0 | 1 | 0 | 0 | 1 | 0-0 |
| 8 Jeff Heinrich | .275 | 14-13 | 51 | 3 | 14 | 4 | 0 | 0 | 8 | 0 | 2 | 9 | 2-3 | .262 | 30-27 | 107 | 13 | 28 | 6 | 1 | 1 | 22 | 4 | 3 | 15 | 5-7 | |
| 10 Colin Burgess | .259 | 17-16 | 58 | 7 | 15 | 1 | 0 | 2 | 8 | 4 | 3 | 8 | 0-0 | .274 | 26-23 | 84 | 10 | 23 | 4 | 0 | 2 | 10 | 6 | 3 | 13 | 0-0 | |
| 14 Joe Satterfield | .250 | 11-7 | 28 | 5 | 7 | 2 | 0 | 0 | 8 | 1 | 1 | 5 | 0-0 | .250 | 11-7 | 28 | 5 | 7 | 2 | 0 | 0 | 8 | 1 | 1 | 5 | 0-0 | |
| 7 Brennan Milone | .167 | 16-14 | 54 | 10 | 9 | 4 | 0 | 0 | 3 | 11 | 0 | 19 | 1-1 | .164 | 21-19 | 67 | 13 | 11 | 5 | 0 | 1 | 5 | 16 | 0 | 23 | 1-1 | |
| 13 Michael Robinson | .167 | 8-0 | 6 | 1 | 1 | 0 | 0 | 0 | 0 | 1 | 0 | 3 | 0-0 | .167 | 8-0 | 6 | 1 | 1 | 0 | 0 | 0 | 0 | 1 | 0 | 3 | 0-0 | |
| 9 Noah Myers | .091 | 12-1 | 11 | 3 | 1 | 1 | 0 | 0 | 0 | 2 | 1 | 5 | 0-0 | .271 | 28-11 | 48 | 16 | 13 | 2 | 2 | 0 | 6 | 15 | 2 | 16 | 7-8 | |
| 24 Brandon Fields | .000 | 3-1 | 5 | 1 | 0 | 0 | 0 | 0 | 0 | 1 | 0 | 3 | 0-0 | .000 | 3-1 | 5 | 1 | 0 | 0 | 0 | 0 | 0 | 1 | 0 | 3 | 0-0 | |
| 2 Jalen Vasquez | .000 | 5-1 | 5 | 0 | 0 | 0 | 0 | 0 | 0 | 1 | 0 | 4 | 0-0 | .000 | 5-1 | 5 | 0 | 0 | 0 | 0 | 0 | 0 | 1 | 0 | 4 | 0-0 | |
| 23 Jack Mahoney | .000 | 1-0 | 1 | 1 | 0 | 0 | 0 | 0 | 0 | 0 | 1 | 0 | 0-0 | .000 | 3-0 | 2 | 1 | 0 | 0 | 0 | 0 | 0 | 0 | 1 | 0 | 0-0 | |
| Totals | .277 | 23-23 | 792 | 148 | 219 | 51 | 2 | 36 | 138 | 97 | 26 | 217 | 15-21 | | | | | | | | | | | | | | |
| Opponents | .208 | 23-23 | 763 | 94 | 159 | 28 | 5 | 17 | 84 | 95 | 15 | 308 | 22-35 | | | | | | | | | | | | | | |

(All games Sorted by Earned run avg)

| Player | SEASON | | | | | | | | | | | CAREER | | | | | | | | | | | | | | | |
|---------------------|--------|------|-----|----|----|-----|----|-------|-----|-----|-----|--------|-----|-------|-----|-----|----|----|-----|----|------|------|----|----|----|----|-----|
| | ERA | W-L | App | GS | CG | Sho | Sv | IP | H | R | ER | BB | SO | ERA | W-L | App | GS | CG | Sho | Sv | IP | H | R | ER | BB | SO | |
| 22 Brannon Jordan | 2.70 | 2-2 | 6 | 6 | 0 | 0 | 0 | 30.0 | 17 | 11 | 9 | 17 | 47 | 2.29 | 4-2 | 10 | 10 | 1 | 1 | 0 | 0 | 51.0 | 24 | 15 | 13 | 26 | 79 |
| 34 Thomas Farr | 2.94 | 2-1 | 6 | 6 | 0 | 0 | 0 | 33.2 | 31 | 12 | 11 | 16 | 45 | 2.55 | 5-1 | 9 | 9 | 0 | 0 | 0 | 0 | 49.1 | 37 | 16 | 14 | 21 | 59 |
| 49 Brett Kerry | 1.50 | 2-0 | 8 | 0 | 0 | 0 | 2 | 18.0 | 12 | 3 | 3 | 4 | 34 | 2.56 | 8-1 | 36 | 4 | 0 | 0 | 0 | 10 | 91.1 | 68 | 26 | 26 | 20 | 117 |
| 20 Andrew Peters | 1.56 | 2-0 | 9 | 0 | 0 | 0 | 0 | 17.1 | 8 | 3 | 3 | 5 | 28 | 4.12 | 2-0 | 12 | 1 | 0 | 0 | 0 | 0 | 19.2 | 11 | 9 | 9 | 10 | 32 |
| 23 Jack Mahoney | 1.69 | 1-0 | 10 | 1 | 0 | 0 | 0 | 16.0 | 12 | 4 | 3 | 5 | 22 | 1.69 | 1-0 | 10 | 1 | 0 | 0 | 0 | 0 | 16.0 | 12 | 4 | 3 | 5 | 22 |
| 32 Will Sanders | 2.66 | 4-1 | 12 | 4 | 0 | 0 | 0 | 20.1 | 14 | 7 | 6 | 5 | 26 | 2.66 | 4-1 | 12 | 4 | 0 | 0 | 0 | 0 | 20.1 | 14 | 7 | 6 | 5 | 26 |
| 16 John Gilreath | 3.18 | 1-0 | 6 | 0 | 0 | 0 | 0 | 5.2 | 4 | 2 | 2 | 5 | 4 | 4.83 | 3-2 | 51 | 4 | 0 | 0 | 1 | 78.1 | 77 | 51 | 42 | 44 | 81 | |
| 15 Daniel Lloyd | 3.55 | 0-0 | 10 | 0 | 0 | 0 | 0 | 12.2 | 9 | 5 | 5 | 7 | 17 | 7.41 | 3-6 | 33 | 8 | 0 | 0 | 1 | 51.0 | 56 | 46 | 42 | 34 | 63 | |
| 30 Brett Thomas | 4.50 | 0-0 | 3 | 0 | 0 | 0 | 0 | 2.0 | 1 | 1 | 1 | 3 | 6 | 1.50 | 0-0 | 7 | 0 | 0 | 0 | 0 | 6.0 | 1 | 1 | 1 | 3 | 11 | |
| 18 Julian Bosnic | 4.64 | 2-1 | 7 | 4 | 0 | 0 | 0 | 21.1 | 10 | 13 | 11 | 14 | 40 | 3.54 | 4-1 | 11 | 4 | 0 | 0 | 0 | 28.0 | 10 | 13 | 11 | 22 | 47 | |
| 12 Josiah Sighler | 4.70 | 1-0 | 5 | 2 | 0 | 0 | 0 | 7.2 | 10 | 4 | 4 | 2 | 8 | 6.10 | 1-0 | 8 | 2 | 0 | 0 | 0 | 10.1 | 12 | 7 | 7 | 4 | 13 | |
| 21 Magdiel Cotto | 5.40 | 0-0 | 5 | 0 | 0 | 0 | 0 | 5.0 | 5 | 4 | 3 | 2 | 4 | 5.40 | 0-0 | 5 | 0 | 0 | 0 | 0 | 5.0 | 5 | 4 | 3 | 2 | 4 | |
| 44 Parker Coyne | 5.79 | 0-0 | 5 | 0 | 0 | 0 | 0 | 4.2 | 3 | 3 | 3 | 3 | 8 | 4.43 | 3-2 | 45 | 3 | 0 | 0 | 1 | 61.0 | 60 | 33 | 30 | 36 | 82 | |
| 4 Jackson Phipps | 7.36 | 0-0 | 8 | 0 | 0 | 0 | 0 | 7.1 | 11 | 6 | 6 | 2 | 11 | 7.36 | 0-0 | 8 | 0 | 0 | 0 | 0 | 7.1 | 11 | 6 | 6 | 2 | 11 | |
| 40 Wesley Sweatt | 10.80 | 0-0 | 4 | 0 | 0 | 0 | 0 | 3.1 | 6 | 4 | 4 | 0 | 3 | 4.79 | 2-3 | 27 | 4 | 0 | 0 | 1 | 47.0 | 53 | 30 | 25 | 12 | 34 | |
| 45 CJ Weins | 13.50 | 0-0 | 2 | 0 | 0 | 0 | 0 | 1.1 | 1 | 3 | 2 | 4 | 2 | 13.50 | 0-0 | 2 | 0 | 0 | 0 | 0 | 1.1 | 1 | 3 | 2 | 4 | 2 | |
| 50 Travis Luensmann | 15.43 | 0-1 | 4 | 0 | 0 | 0 | 0 | 2.1 | 4 | 6 | 4 | 1 | 2 | 15.43 | 0-1 | 4 | 0 | 0 | 0 | 0 | 2.1 | 4 | 6 | 4 | 1 | 2 | |
| 37 Cam Tringali | 81.00 | 0-0 | 1 | 0 | 0 | 0 | 0 | 0.1 | 1 | 3 | 3 | 0 | 1 | 5.10 | 3-4 | 30 | 8 | 0 | 0 | 1 | 77.2 | 72 | 51 | 44 | 22 | 73 | |
| Totals | 3.53 | 17-6 | 23 | 23 | 0 | 2 | 2 | 209.0 | 159 | 94 | 82 | 95 | 308 | | | | | | | | | | | | | | |
| Opponents | 5.53 | 6-17 | 23 | 23 | 1 | 2 | 2 | 201.2 | 219 | 148 | 124 | 97 | 217 | | | | | | | | | | | | | | |



#17 MARK KINGSTON

HEAD COACH

4TH SEASON AT SOUTH CAROLINA - 12TH SEASON AS HEAD COACH NORTH CAROLINA (1995)

Mark Kingston was named the head baseball coach at the University of South Carolina on June 30, 2017. He became the 30th head coach in the history of Gamecock Baseball.

Kingston's first team at Carolina (2018) advanced to the Super Regionals in Arkansas after going 3-0 in the Greenville Regional at East Carolina. The Gamecocks won each of their last five SEC series in 2018, as Carolina swept LSU and won series against Vanderbilt, Ole Miss, Missouri and Texas A&M on

its way to a third place finish in the SEC East (17-13) and fifth-place overall conference finish. Carolina handed Arkansas its only postseason loss until the College World Series championship series, defeating the Razorbacks 8-5 in game two of the super regional. The Carolina team finished seventh in the country in fielding percentage (.980) and 12th in home runs (79). Kingston coached 10 players that were picked in the 2018 MLB First-Year Player Draft and had 12 players selected to the Spring SEC Academic Honor Roll.

The 2019 team saw five players picked in the MLB First-Year Player Draft, including TJ Hopkins in the ninth round. The Gamecocks earned a Palmetto Point, winning 2-of-3 games against Clemson in early March. Success against the ACC continued with wins over N.C. State and North Carolina in Charlotte. South Carolina earned a trip to Hoover on the final day of the regular season, defeating College World Series participant Mississippi State in Starkville. Kingston coached Brett Kerry, who was named to the SEC All-Freshman team and was named a Freshman All-American by three different organizations.

Kingston came to Carolina following a three-year stint as the head coach at USF. He compiled a 100-78-1 record while in Tampa, helping the Bulls to a pair of NCAA Regional appearances. Kingston owns a career mark of 350-238-1 in nine seasons as a head coach, including five at Illinois State, with four NCAA appearances in that nine-year span.

Kingston has helped lead 12 teams to NCAA Tournament berths as an assistant and head coach -- with five of those teams appearing in the NCAA Super Regionals, two participating in the College World Series and one winning a national championship. As a player at the University of North Carolina, Kingston was part of the 1989 Tar Heels squad that won an Atlantic Coast Conference regular-season title and advanced to the College World Series. He also helped UNC win the ACC Tournament and advance to the NCAA Regionals in 1990. As an assistant coach, Kingston helped the Miami Hurricanes capture the 2001 College World Series as the No. 1 overall seed. His 21-year collegiate coaching career also includes stops at Tulane, where he helped guide the Green Wave to the 2005 College World Series, and Purdue.

Kingston guided USF to a 42-19 mark in 2017, the first time since 1996 that the team had reached the 40-win mark. Under Kingston's leadership, the Bulls earned their second trip to the NCAA Tournament in three years. USF won 19-straight games from Feb. 19 - March 22, the second-longest streak in program history. During that streak, USF defeated then No. 3 Florida State in Tallahassee, its first victory against FSU since 1989. On May 9, the Bulls defeated then-No. 5 Florida in Gainesville. It marked the first time in program history that the Bulls beat both FSU and Florida on the road in the same season. The victories were just USF's second and third wins over top-five teams in program history. Kingston reached the 100-win mark at the helm of the program in the Gainesville Regional opener with a 9-1 win over Bethune-Cookman, making him the second-fastest coach in program history to reach 100 victories.

Kingston's Bulls dominated on the mound in 2017, posting a 3.24 team ERA and allowing 7.64 hits per nine innings, both in the top-10 nationally. The pitchers led the country with 10.1 strikeouts per nine innings and set a program record with 620 strikeouts. Offensively, shortstop Kevin Merrell set an American Athletic Conference record with a .384 average, the third-straight year he led the Bulls in hitting. Merrell was named an All-American by four separate publications and was named to the AAC First Team for a second-straight year. He was one of five Bulls named to All-American Athletic Conference teams, the most since 2009. Merrell was drafted by the Oakland Athletics with the 33rd overall pick in the MLB Amateur Draft, becoming the third-highest drafted player in program history. Overall, four USF players were selected in the draft, as Phoenix Sanders went in the 10th round to the Tampa Bay Rays, Joe Cavallaro was taken in the 24th round by the New York Mets and Ryan Valdes was selected in the 33rd round by the Pittsburgh Pirates.

In 2016, the Bulls recorded 517 strikeouts, logging back-to-back seasons of over 500 strikeouts for the first time in school history. Merrell posted a team-high .320 batting average and a first-team all-conference selection in the AAC. Pitcher Brandon Lawson also notched over 100 strikeouts on his way to a second-team all-conference honor. The Bulls won two series against ranked teams (No. 25 Michigan State, at No. 22 East Carolina), and had three players drafted - pitcher Tommy Eveld (ninth round, Arizona), pitcher Brandon Lawson (13th round, Tampa Bay), and outfielder Luke Maglich (34th round, Philadelphia).

Kingston made an immediate impact at USF in 2015, leading the Bulls to an NCAA Regional for the first time since 2002. Kingston and his staff increased the Bulls' 2014 win total by seven and earned the team's first NCAA Tournament win in 13 years. Coach Kingston's guidance helped produce four players who were drafted by Major League Baseball clubs, including pitcher Jimmy Herget (sixth round, Cincinnati), pitcher Tommy Peterson (12th round, Washington), infielder Kyle Teaf (30th round, Tampa Bay), and pitcher Casey Mulholland (37th round, Dodgers). Merrell was recognized as a Louisville Slugger Freshman All-American, and catcher Levi Borders was named to the Johnny Bench Watch list and was a unanimous selection on The American's First Team. Herget was also named to The American's First Team, and Peterson earned second-team honors. Merrell, first baseman Buddy Putnum, and Teaf were also named to the NCAA Gainesville Regional All-Tournament team.

Kingston came to USF with a long track record as a top-level recruiter and a producer of offensively explosive teams. He spent 2010-2014 as the head coach at Illinois State University, where he led the Redbirds to two MVC regular season championships and one conference tournament title while twice breaking the program's season wins record. He won more than 30 games in each of his five seasons at ISU, a program-record string that included a season-record 39 wins in 2013. He reached the MVC Tournament championship game three times and compiled an overall record of 173-102 (.629 winning percentage). Kingston was twice named a "Rising College Coach" by Kendall

2 NCAA Championships, 3 SEC Championships, 7 SEC East Titles, 31 NCAA Appearances



South Carolina Spring 2021 Numerical Roster

ACTIVE ROSTER

| No. | Name | Pos. | B-T | Ht. | Wt. | Cl.-Exp. | Hometown | Previous School |
|-----|------------------|---------|-----|------|-----|----------|-------------------------|----------------------------|
| 2 | Jalen Vasquez | INF | L-R | 5-11 | 170 | Fr.-HS | N. Charleston, S.C. | Fort Dorchester HS |
| 3 | Braylen Wimmer | INF | R-R | 6-4 | 200 | So.-HS | Yukon, Okla. | Yukon HS |
| 4 | Jackson Phipps | LHP | L-L | 6-5 | 230 | Fr.-HS | Dallas, Ga. | East Paulding HS |
| 6 | George Callil | INF | R-R | 6-4 | 201 | Sr.-5Y | Melbourne, Australia | McLennan CC |
| 7 | Brennan Milone | INF | R-R | 6-0 | 200 | So.-HS | Woodstock, Ga. | Woodstock HS |
| 8 | Jeff Heinrich | INF | R-R | 6-0 | 189 | Sr.-JC | Lake in the Hills, Ill. | McHenry County College |
| 9 | Noah Myers | OF | L-R | 6-1 | 191 | Sr.-JC | Wyoming, Ontario | Wabash Valley CC |
| 10 | Colin Burgess | C | R-R | 5-8 | 195 | So.-HS | Lexington, Ky. | Tates Creek HS |
| 11 | Andrew Eyster | OF | R-R | 6-3 | 214 | Sr.-1L | Ocala, Fla. | Santa Fe College |
| 12 | Josiah Sightler | LHP/UTL | L-L | 6-5 | 232 | Jr.-1L | Gaston, S.C. | Swansea HS |
| 13 | Michael Robinson | INF | R-R | 6-3 | 197 | Jr.-JC | Elizabethton, Tenn. | Walters State CC |
| 14 | Joe Satterfield | INF | B-R | 6-0 | 194 | Gr.-TR | Greenville, S.C. | Elon |
| 15 | Daniel Lloyd | RHP | R-R | 6-3 | 232 | Jr.-1L | Summerville, S.C. | Summerville HS |
| 16 | John Gilreath | LHP | L-L | 5-11 | 179 | Sr.-2L | Rock Hill, S.C. | Northwestern HS |
| 18 | Julian Bosnic | LHP | L-L | 6-3 | 218 | So.-RS | Lutz, Fla. | Berkeley Prep |
| 20 | Andrew Peters | RHP | R-R | 6-2 | 191 | Sr.-JC | Morris, Ill. | John A. Logan College |
| 21 | Magdiel Cotto | LHP | L-L | 6-4 | 245 | Fr.-HS | Fort Mill, S.C. | Nation Ford HS |
| 22 | Brannon Jordan | RHP | R-R | 6-2 | 190 | Sr.-JC | Collinsville, Okla. | Cowley County CC |
| 23 | Jack Mahoney | RHP/INF | R-R | 6-2 | 210 | Fr.-HS | Arlington Hts., Ill. | St. Viator HS |
| 24 | Brandon Fields | OF | R-R | 6-1 | 201 | Fr.-HS | Orlando, Fla. | Dr. Phillips HS |
| 26 | David Mendham | INF/C | L-R | 6-3 | 219 | Jr.-JC | Dorchester, Ontario | Connors State CC |
| 27 | Alek Boychuk | C | R-R | 6-0 | 215 | Fr.-HS | Buford, Ga. | Mill Creek HS |
| 28 | Wes Clarke | INF/C | R-R | 6-2 | 236 | Jr.-1L | Forest, Va. | Liberty Christian Academy |
| 30 | Brett Thomas | RHP | R-R | 6-5 | 244 | So.-HS | Atlanta, Ga. | Riverwood HS |
| 31 | David Cromer | OF | R-R | 6-2 | 227 | Fr.-HS | Lexington, S.C. | Lexington HS |
| 32 | Will Sanders | RHP | L-R | 6-6 | 208 | Fr.-HS | Atlanta, Ga. | Woodward Academy |
| 33 | Brady Allen | OF | R-L | 6-1 | 218 | Jr.-1L | Lakeland, Fla. | George Jenkins HS |
| 34 | Thomas Farr | RHP | R-R | 6-0 | 203 | Jr.-JC | Tyrone, Ga. | N.W. Florida State College |
| 35 | RJ Dantin | LHP | L-L | 6-2 | 200 | So.-HS | Spartanburg, S.C. | Spartanburg HS |
| 36 | Cade Austin | RHP | R-R | 6-3 | 220 | Fr.-HS | Chapin, S.C. | Chapin HS |
| 37 | Cam Tringali | RHP | R-R | 6-4 | 228 | Jr.-1L | Columbia, S.C. | Cardinal Newman HS |
| 38 | Sam Swygert | RHP | L-R | 6-2 | 222 | Fr.-HS | Springfield, S.C. | South Aiken HS |
| 40 | Wesley Sweatt | RHP | R-R | 6-3 | 213 | Jr.-1L | Rock Hill, S.C. | Northwestern HS |
| 44 | Parker Coyne | RHP | R-R | 6-2 | 210 | Sr.-2L | Suwanee, Ga. | North Gwinnett HS |
| 45 | CJ Weins | RHP | R-R | 6-3 | 223 | Jr.-JC | Lockport, Ill. | Wabash Valley CC |
| 46 | Connor Cino | C | L-R | 6-1 | 206 | Fr.-HS | Mt. Pleasant, S.C. | Wando HS |
| 48 | Jaret Bennett | LHP | L-L | 6-2 | 209 | Gr.-TR | Federalburg, Md. | Charleston Southern |
| 49 | Brett Kerry | RHP | R-R | 6-0 | 213 | Jr.-1L | Clemmons, N.C. | Wesleyan Christian Academy |
| 50 | Travis Luensmann | RHP | R-R | 6-6 | 234 | Fr.-HS | Altoona, Pa. | Bellwood-Antis HS |

Coaching Staff

HEAD COACH

ASSISTANT COACH

ASSISTANT COACH/PITCHING

ASSISTANT COACH

STUDENT ASSISTANT COACH

DIRECTOR OF PLAYER DEVELOPMENT

DIRECTOR OF OPERATIONS

DIRECTOR OF SPORT PERFORMANCE

ATHLETIC TRAINER

GRADUATE ASSISTANT ATHLETIC TRAINER

BULLPEN CATCHER

STUDENT MANAGERS

STUDENT ATHLETIC TRAINERS

17 Mark Kingston (4th season as head coach) (North Carolina, 1995)

31 Trip Couch (4th season) (Louisiana-Lafayette, 1991)

25 Skylar Meade (4th season) (Louisville, 2007)

19 Stuart Lake (5th/9th season) (Charleston Southern, 1994)

23 Sawyer Bridges

Mike Current

Wesley Turner

Billy Anderson

Bryan Wells

Rylee Learn

Dalton Bontempo

Brian Capobianco, Jamie Karl, Bryson Mitchell, Gavin Pence,

Mickey Paragano, Noah Wise, Alex Wright

Sara Posson, Aimee Williams

Pronunciations

Alek Boychuk boy-CHUCK

George Callil CAH-leel

Magdiel Cotto COT-toe

Andrew Eyster EYE-stur

Travis Luensmann LINS-mann

Brennan Milone MILL-own

Sam Swygert SWHY-gurt

Cam Tringali Trin-GAL-ee

CJ Weins WINES



**#2 JALEN
VASQUEZ**



**#3 BRAYLEN
WIMMER**



**#4 JACKSON
PHIPPS**



**#6 GEORGE
CALLIL**



**#7 BRENNAN
MILONE**



**#8 JEFF
HEINRICH**



**#9 NOAH
MYERS**



**#10 COLIN
BURGESS**



**#11 ANDREW
EYSTER**



**#12 JOSIAH
SIGHTLER**



**#13 MICHAEL
ROBINSON**



**#14 JOE
SATTERFIELD**



**#15 DANIEL
LLOYD**



**#16 JOHN
GILREATH**



**#18 JULIAN
BOSNIC**



**#20 ANDREW
PETERS**



**#21 MAGDIEL
COTTO**



**#22 BRANNON
JORDAN**



**#23 JACK
MAHONEY**



**#24 BRANDON
FIELDS**



**#26 DAVID
MENDHAM**



**#27 ALEK
BOYCHUK**



**#28 WES
CLARKE**



**#30 BRETT
THOMAS**



**#31 DAVID
CROMER**



**#32 WILL
SANDERS**



**#33 BRADY
ALLEN**



**#34 THOMAS
FARR**



**#35 RJ
DANTIN**



**#36 CADE
AUSTIN**



**#37 CAM
TRINGALI**



**#38 SAM
SWYGERT**



**#40 WESLEY
SWEATT**



**#44 PARKER
COYNE**



**#45 CJ
WEINS**



**#46 CONNOR
CINO**



**#48 JARET
BENNETT**



**#49 BRETT
KERRY**



**#50 TRAVIS
LUENSMANN**



**MARK KINGSTON
HEAD COACH**



**TRIP COUCH
ASSISTANT COACH**



**SKYLAR MEADE
ASSISTANT COACH**



**STUART LAKE
ASSISTANT COACH**



**MIKE CURRENT
DIR. OF PLAYER
DEVELOPMENT**

2 NCAA Championships, 3 SEC Championships, 7 SEC East Titles, 31 NCAA Appearances