



## GAME 22 | SUNDAY, FEBRUARY 2, 2020

**#1/2 SOUTH CAROLINA (20-1) VS. #22/22 TENNESSEE (17-4)**

1 P.M. | COLUMBIA, S.C. | COLONIAL LIFE ARENA (18,000)

TV: ESPN2 | RADIO: 107.5 THE GAME  
LIVE STATS: GAMECOCKS.STATBROADCAST.COM

### ABOUT THIS GAME

- While the Lady Vols hold a commanding lead in the all-time series (48-7), the Gamecocks are 5-3 against Tennessee in the last five seasons and 6-11 in the Staley era.
- South Carolina has won its last two games against the Lady Vols, including last season's 82-67 win in Knoxville.
- Today's game features the top two shot blocking teams in the country with the Gamecocks leading Tennessee 8.2-7.4 per game. In the individual battle, Tennessee's Tamari Key edges out Carolina's Aliyah Boston 2.9-2.7 per game to rank 11th and 17th in the nation, respectively.
- The first 350 fans will receive a puzzle of this season's team poster.

### GAMECOCK NOTABLES

- South Carolina locked up its ninth-straight 20-win season with Thursday's victory at Ole Miss. It is the Gamecocks' quickest march to 20 wins since the 2015-16 team opened the season 22-0.
- South Carolina has dominated the rebounding game this season, ranked third in the nation in rebounding average (47.4) and in rebounding margin (+13.3). Their effort on the offensive glass – first in the nation in offensive rebounding rate (.452) – with the Gamecocks averaging 17.0 second-chance points on the season, including 18.2 in SEC games.
- After a tough outing against #9/9 Mississippi State, the Gamecock bench has thrived in the last two outings, averaging 41.0 points per game on 57.6 percent shooting. Three of the eight double-digit scorers in those games came off the bench. Sophomore Destanni Henderson led the charge with her 11.5 points per game as much as her 4.5 assists per outing in that stretch.
- Senior point guard Tyasha Harris, who is on every national player of the year watch list, is the only Gamecock to score in double figures in every SEC game this season (13.0 ppg) while handing out 5.5 assists per SEC game. Over the last five games, she led the team with 13.4 points and 5.4 assists per game. During that stretch, she shot 47.2 percent from the field, including 54.5 percent (6-of-11) from 3-point range.
- Freshman Aliyah Boston is one of four league players averaging a double-double in SEC action this season, joining a senior and two juniors in the standing. She is the only one of the four also ranked in blocks per league game.
- Thursday's leading scorer, Laeticia Amihere (16 pts) will miss today's game as she works toward making the Canadian National Team for the FIBA Olympic Qualifying Tournament in Belgium, which runs Feb. 6-9.

<h2 style="color: #800040;">4</h2> <p>South Carolinas four wins over RPI top-25 teams leads the country, as does its seven wins vs. top-50 RPI teams.</p>	<h2 style="color: #800040;">10.4</h2> <p>The Gamecocks have allowed just 10.4 points per first quarter in SEC games this season, including five games of single-digit first quarters.</p>	<h2 style="color: #800040;">28.2</h2> <p>Between her scoring and points scored off her assists, Tyasha Harris has her hands on 28.2 percent (23.7 ppg) of the Gamecocks' scoring.</p>
<h2 style="color: #800040;">29.5</h2> <p>South Carolina's list of offensive weapons goes beyond the starting lineup as the bench averages 29.5 points per SEC game – 33.2 percent of the offense.</p>	<h2 style="color: #800040;">44.5</h2> <p>Carolina averages 44.5 points in the paint in SEC games – 21.0 by the guards and 23.5 by the forwards.</p>	<h2 style="color: #800040;">60.3</h2> <p>Aliyah Boston has immediately scored (field goal or free throw) on 60.3 percent of her offensive rebounds in SEC games.</p>

## GAMECOCKS

20-1, 8-0 SEC

**Ranking:** 1/2 (AP/Coaches)  
**Head Coach:** Dawn Staley  
**Record at SC:** 293-98 (12th)  
**Career Record:** 465-178 (20th)  
**Top Scorer:** Aliyah Boston (13.2)  
**Top Rebounder:** Aliyah Boston ((8.9))



## LADY VOLS

17-4, 7-1 SEC

**Ranking:** 22/22 (AP/Coaches)  
**Head Coach:** Kelly Harper  
**Record at TN:** 17-4 (1st)  
**Career Record:** 302-212 (16th)  
**Top Scorer:** Rennia Davis (18.1)  
**Top Rebounder:** Rennia Davis (8.2)



## SCHEDULE/RESULTS

<b>Nov. 5</b>	<b>Alabama State (SECN+)</b>	<b>W, 103-43</b>
Nov. 10	at #4/5 Maryland (ESPN)	W, 63-54
Nov. 13	at Dayton	W, 75-49
<b>Nov. 17</b>	<b>Appalachian State (SECN+)</b>	<b>W, 92-50</b>
<b>Nov. 21</b>	<b>USC Upstate (SECN+)</b>	<b>W, 112-32</b>
Nov. 24	at Clemson (ACCN)	W, 84-48

*Paradise Jam (St. Thomas, U.S.V.I.)*

Nov. 28	vs. #17/23 Indiana	L, 57-71
Nov. 29	vs. Washington State	W, 68-53
Nov. 30	vs. #2/2 Baylor	W, 74-59

Dec. 7	at Temple	W, 78-71
<b>Dec. 15</b>	<b>Purdue (SECN+)</b>	<b>W, 85-49</b>
<b>Dec. 19</b>	<b>Duke (SECN)</b>	<b>W, 89-46</b>
<b>Dec. 22</b>	<b>#25/21 S. Dakota (SECN+)</b>	<b>W, 73-60</b>
<b>Jan. 2</b>	<b>#13/13 Kentucky* (SECN)</b>	<b>W, 99-72</b>
Jan. 5	at Alabama* (SECN)	W, 93-78
<b>Jan. 9</b>	<b>#21/21 Arkansas* (SECN+)</b>	<b>W, 91-82</b>
Jan. 12	at Vanderbilt* (SECN)	W, 93-57
Jan. 16	at Missouri* (SECN)	W, 78-45
<b>Jan. 20</b>	<b>#9/9 Mississippi St.* (ESPN2)</b>	<b>W, 81-79</b>
Jan. 26	at Georgia* (SECN)	W, 88-53
Jan. 30	at Ole Miss* (SECN+)	W, 87-32
<b>Feb. 2</b>	<b>#22/22 Tennessee* (ESPN2)</b>	<b>1 p.m.</b>
Feb. 6	at Arkansas* (SECN)	8:30 p.m.
<b>Feb. 10</b>	<b>UConn (ESPN2)</b>	<b>7 p.m.</b>
<b>Feb. 13</b>	<b>Auburn* (SECN)</b>	<b>7 p.m.</b>
<b>Feb. 17</b>	<b>Vanderbilt* (SECN)</b>	<b>7 p.m.</b>
<b>Feb. 20</b>	<b>LSU* (SECN+)</b>	<b>7 p.m.</b>
Feb. 23	at Kentucky* (ESPN2 or SECN)	2 p.m.
Feb. 27	at Florida* (SECN+)	6 p.m.
<b>Mar. 1</b>	<b>Texas A&amp;M* (ESPN2)</b>	<b>Noon</b>

*SEC Tournament (Greenville, S.C.)*












Mar. 4-8	SEC Tournament	TBA
----------	----------------	-----

All Times Listed as Eastern and are subject to change  
\* indicates SEC Game  
SECN is SEC Network; SECN+ is SEC Network online via ESPN app

## TALE OF THE TAPE

SOUTH CAROLINA	84.0	.473	.371	.690	15.8	56.3	.330	.293	+13.3	16.1	+2.4	8.2	9.6
	Points	FG%	3FG%	FT%	FT Made Per Game	Scoring Defense	FG% Defense	3FG% Defense	Rebound Margin	Assists	TO Margin	Blocks	Steals
TENNESSEE	73.0	.455	.333	.652	10.7	56.0	.315	.264	+12.9	17.5	-3.7	7.4	5.9

# 2019-20 South Carolina Media Roster

0		<p><b>Olivia Thompson</b> 5-8 • Fr. • Guard • Lexington, S.C.</p> <p>PPG <b>2.2</b> RPG <b>0.1</b> APG <b>0.3</b> FG% <b>.367</b> FT% <b>--</b></p>	<p>LAST GM: 6 pts, 1 asst, 14 mins at Ole Miss NOTABLE: Prolific outside shooter ... has played in 14 games, including 6 SEC games, hitting a 3 in 7 gms ... All-time top scorer in Lexington HS history ... 2019 SCBCA Class 5A Player of the Year ... 3x SCBCA All-State.</p>	<p><b>Career Highs</b> Pts: 10 vs. Alabama St., 11/5/19 Ast: 2 vs. USC Upstate, 11/21/19 Stl: - Reb: 1, 2x, at Ole Miss, 1/30/20 Min: 14 at Ole Miss, 1/30/20</p>
1		<p><b>Zia Cooke</b> 5-9 • Fr. • Guard • Toledo, Ohio <i>ZY-uh COOK</i></p> <p>PPG <b>12.0</b> RPG <b>3.1</b> APG <b>2.0</b> FG% <b>.377</b> FT% <b>.762</b></p>	<p>LAST GM: 8 pts, 3 assts, 1 stl at Ole Miss NOTABLE: Explosive, athletic guard ... 14 gms of 10+ pts, 3 20-pt games ... in SEC, 14.6 ppg (10th), 40.6% 3FG ... #4 in 2019 class ... 2019 Naismith HS POY finalist, consensus All-American ... 2 USAB gold medals.</p>	<p><b>Career Highs</b> Pts: 27 at Dayton, 11/13/19 Ast: 5 vs. USC Upstate, 11/21/19 Stl: 4 vs. USC Upstate, 11/21/19 Reb: 7 at Dayton, 11/13/19 Min: 33 vs. Arkansas, 1/9/20</p>
3		<p><b>Destanni Henderson</b> 5-7 • So. • Guard • Fort Myers, Fla. <i>DES-tuh-nee</i></p> <p>PPG <b>8.4</b> RPG <b>2.8</b> APG <b>2.7</b> FG% <b>.426</b> FT% <b>.644</b></p>	<p>LAST GM: 9 pts, 3 assts, 2 rebs at Ole Miss NOTABLE: Confident, explosive guard ... top scorer off the bench ... top scorer off the bench, 2nd on team in assists ... 7 games of 10+ points ... 6 gms of 3+ steals ... in SEC, 3.4 apg ... 2019 SEC All-Freshman Team.</p>	<p><b>Career Highs</b> Pts: 19 at Arkansas, 2/3/19 Ast: 8 vs. Kentucky, 1/2/20 Stl: 5 at Temple, 12/7/19 Reb: 6, 3x, at Georgia, 1/26/20 Min: 33 vs. Baylor, 11/30/19</p>
4		<p><b>Aliyah Boston</b> 6-5 • Fr. • For. • St. Thomas, U.S.V.I. <i>uh-LEE-uh</i></p> <p>PPG <b>13.2</b> RPG <b>8.9</b> BPG <b>2.7</b> FG% <b>.622</b> FT% <b>.770</b></p>	<p>LAST GM: 7 pts, 8 rebs, 18 mins at Ole Miss NOTABLE: Physical post, loves contact ... 4x SEC Fr. of Week ... 8th in NCAA in FG%, 17th in bpg ... 8 double-doubles, 4 vs. SEC ... avg dbl-dbl vs. ranked teams ... Leslie, Drysdale, Wooden watch lists ... 4 golds with USAB.</p>	<p><b>Career Highs</b> Pts: 21 vs. Mississippi St., 1/20/20 Reb: 25 vs. Arkansas, 1/9/20 Blk: 10 vs. Alabama St., 11/5/19 Stl: 4 at Georgia, 1/26/20 Min: 32, 2x, vs. Baylor, 11/30/19</p>
5		<p><b>Victoria Saxton</b> 6-2 • So. • Forward • Rome, Ga. <i>vic-TAR-ee-uh</i></p> <p>PPG <b>5.9</b> RPG <b>3.6</b> BPG <b>1.0</b> FG% <b>.620</b> FT% <b>.585</b></p>	<p>LAST GM: 5 pts, 5 rebs, 2 stls at Ole Miss NOTABLE: Lithe, athletic forward, quick off the floor ... has played in every game, scoring in double figures 5 times, including two SEC games ... 7 games with multiple blocked shots ... 2019 SEC All-Freshman Team.</p>	<p><b>Career Highs</b> Pts: 19 at Arkansas, 2/3/19 Reb: 10 at Mizzou, 1/16/20 Blk: 5 vs. Clemson, 11/15/18 Stl: 3 at Alabama St., 11/11/18 Min: 27 vs. Kentucky, 2/21/19</p>
12		<p><b>Brea Beal</b> 6-1 • Fr. • Guard • Rock Island, Ill. <i>BREE</i></p> <p>PPG <b>6.5</b> RPG <b>6.0</b> APG <b>1.2</b> FG% <b>.388</b> FT% <b>.559</b></p>	<p>LAST GM: 4 pts, 2 rebs, 17 mins at Ole Miss NOTABLE: Big, physical guard ... consistently delivers intangibles, draws toughest defensive assignment ... vs. SEC - 6.0 rpg (12th) ... #11 overall in 2019 class ... consensus All-American (2019) ... 3x IL Ms. Basketball.</p>	<p><b>Career Highs</b> Pts: 15 vs. Kentucky, 1/2/20 Ast: 4, 2x, vs. App St., 11/17/19 Stl: 3, 4x, vs. Miss St., 1/20/20 Reb: 13 at Mizzou, 1/16/20 Min: 28 at Mizzou, 1/16/20</p>
15		<p><b>Laeticia Amihere</b> 6-4 • R-Fr. • For. • Mississauga, Ontario <i>lub-TEE-shuh ah-MEE-bear</i></p> <p>PPG <b>5.1</b> RPG <b>3.9</b> BPG <b>1.1</b> FG% <b>.456</b> FT% <b>.490</b></p>	<p>LAST GM: 16 pts, 3 blks, 2 3FG at Ole Miss NOTABLE: Explosive, athletic with great length and wingspan (6'10") ... vs SEC - 7.3 ppg ... #10 overall in 2019 class ... Part of Canada National Team pool for Olympic qualifying; missing today's game due to this.</p>	<p><b>Career Highs</b> Pts: 16 at Ole Miss, 1/30/20 Reb: 9 vs. Purdue, 12/15/19 Blk: 3, 2x, at Ole Miss, 1/30/20 Asst: 3, 2x, vs. Duke, 12/19/19 Min: 22 at Ole Miss, 1/30/20</p>
21		<p><b>Mikiah Herbert Harrigan</b> 6-2 • Sr. • For. • Pembroke Pines, Fla. <i>muh-KEE-uh</i></p> <p>PPG <b>12.6</b> RPG <b>5.3</b> BPG <b>1.7</b> FG% <b>.520</b> FT% <b>.768</b></p>	<p>LAST GM: 10 pts, 4 rebs, 2 blks at Ole Miss NOTABLE: Agile forward, solid mid-range and 3-point shooter ... 25th in SEC in ppg ... 18 games of 10+ points ... 63.6% 3FG vs. SEC ... career-high rebounding average ... Preseason All-SEC 2nd Team.</p>	<p><b>Career Highs</b> Pts: 27 vs. Arkansas, 3/8/19 Reb: 16 at Texas A&amp;M, 1/31/19 Blks: 6 at Texas A&amp;M, 1/31/19 Ast: 4 at Purdue, 12/16/18 Min: 45 at Purdue, 12/16/18</p>
24		<p><b>LeLe Grissett</b> 6-2 • Jr. • Guard • Durham, N.C. <i>LEE-lee grih-SET</i></p> <p>PPG <b>6.0</b> RPG <b>4.3</b> APG <b>1.2</b> FG% <b>.582</b> FT% <b>.714</b></p>	<p>LAST GM: 7 pts, 4 rebs, 23 mins at Ole Miss NOTABLE: Long, versatile and high energy guard ... has scored in double figures 5 times; scored at least 7 points in 5 SEC games ... 2.3 offensive rebounds per game (2nd on team).</p>	<p><b>Career Highs</b> Pts: 22 at Vanderbilt, 1/18/18 Reb: 10 vs. Baylor, 12/2/18 Ast: 4 vs. App State, 11/17/19 Stl: 4 vs. Alabama St., 11/10/17 Min: 29 vs. Tennessee, 1/14/18</p>
32		<p><b>Elysa Wesolek</b> 6-1 • So. • Forward • Charleston, S.C. <i>uh-LISS-uh WES-uh-leck</i></p> <p>PPG <b>1.4</b> RPG <b>0.9</b> APG <b>0.3</b> FG% <b>.300</b> FT% <b>1.00</b></p>	<p>LAST GM: 5 pts, 1 blk, 10 mins at Ole Miss NOTABLE: Solid-shooting forward ... has played in 12 games this season, including five SEC games ... has scored in four games ... got into 12 games last season, including three SEC.</p>	<p><b>Career Highs</b> Pts: 10 vs. ETSU, 11/22/18 Ast: 1, 6x, at Mizzou, 1/16/20 Stl: 2 vs. USC Upstate, 11/21/19 Reb: 2, 5x, at Vandy, 1/12/20 Min: 10, 2x, at Ole Miss, 1/30/20</p>
52		<p><b>Tyasha Harris</b> 5-10 • Sr. • Guard • Noblesville, Ind. <i>ty-A-shuh</i></p> <p>PPG <b>12.3</b> RPG <b>3.5</b> APG <b>5.0</b> FG% <b>.540</b> FT% <b>.898</b></p>	<p>LAST GM: 10 pts, 5 rebs, 2 stls at Ole Miss NOTABLE: Commanding point guard, clutch scorer ... on all national POY watch lists ... 3rd in SEC in apg, 26th in ppg ... 10+ points in all SEC games ... 5.5 apg vs. SEC ... program career assist record holder.</p>	<p><b>Career Highs</b> Pts: 28 vs. Tennessee, 1/14/18 Ast: 14 at Tennessee, 2/24/19 Stl: 6, 2x, vs. Sav. St., 12/17/17 Reb: 13 vs. Arkansas, 1/25/18 Min: 46 at Purdue, 12/16/18</p>

## QUICK FACTS

### The University

**Location:** Columbia, S.C.

**Founded:** 1801

**Enrollment:** 34,795

**Colors:** Garnet (PMS 202C) and Black

**Nickname:** Gamecocks

**Conference:** Southeastern

**President:** Bob Caslen

**Athletics Director:** Ray Tanner

**Exec. Assoc. AD/SWA:** Maria Hickman

**Facility:** Colonial Life Arena (18,000)

### Coaching Staff

**Head Coach:** Dawn Staley

**Alma Mater:** Virginia, 1992

**Overall Record:** 465-178 (20th season)

**School Record:** 293-98 (12th season)

**Assoc. Head Coach, Alma Mater:**

Lisa Boyer, Ithaca, 1979 (12th season)

**Assistant Coaches, Alma Mater:**

Fred Chmiel, Excelsior, 2001 (5th season)

Jolette Law, Iowa, 1990 (3rd season)

### Team Information

**2018-19 Record:** 23-10

Home: 13-4 Away: 9-2 Neutral: 1-4

**SEC Record (Finish):** 13-3 (2nd)

Home: 6-2 Away: 7-1

**Letterwinners Returning/Lost:** 6/7

**Starters Returning/Lost:** 2/3

### Program History

**First Year of Women's Basketball:** 1974-75

**All-Time Record:** 873-527 (46th season)

**All-Time SEC Record:** 194-67 (28th season)

**NCAA Appearances (Last):** 16 (2019)

**NCAA Tournament Record:** 28-14

**2019 NCAA Result:** Sweet 16, L, 68-93 vs. Baylor, Greensboro, N.C.

**WNIT Appearances (Last):** 4 (2011)

**WNIT Record:** 3-4

### Media Relations

**Women's Basketball Contact:** Diana Koval

**Office:** 803.777.7977

**Cell:** 314.369.6050

**Email:** dkoval@mailbox.sc.edu

**Press Row Phone:** 803.777.6182

**Women's Basketball on Social Media:**

**Twitter:** @GamecockWBB

**Instagram:** @GamecockWBB

**Facebook:** @GamecockWBB

**Head Coach on Social Media**

**Twitter:** @DawnStaley

**Instagram:** @Staley05

**Athletics Department on the Web**

**Website:** GamecocksOnline.com

**Twitter:** @GamecocksOnline

**Instagram:** @GamecocksOnline

**Facebook:** Facebook.com/GamecocksOnline

**YouTube:** YouTube.com/GamecocksOnline

### Five-Second Count

South Carolina women's basketball is in the midst of its most successful era, claiming at least 20 wins for the last nine seasons, including this one. The Gamecocks have played in the NCAA Elite Eight three times in the last five seasons, including winning the 2017 National Championship, and have been ranked in the AP Top 25 for 144 consecutive weeks, the fourth-longest active streak in the nation. Staley has led the Gamecocks to their only No. 1 rankings in program history (12 weeks in 2014-15, 3 weeks in 2019-20), four SEC regular-season titles and four straight SEC Tournament Championships, making South Carolina the first program to win four consecutive tournament crowns in league history.

Under Staley's leadership, five Gamecocks have earned All-America status, two have earned SEC Player of the Year honors and 15 have picked up All-SEC recognition. Six Gamecocks have been selected in the WNBA Draft in the last four years, including 2018 No. 1 overall pick A'ja Wilson, who went on to become the Gamecocks' second-straight WNBA Rookie of the Year.

### Tennessee Series Notes

The Lady Vols lead the series 48-7, but the Gamecocks are 4-3 against Tennessee over the last four seasons, including winning the last two meetings, and 6-11 in the Staley era.

The Gamecocks' last win over Tennessee in Colonial Life Arena was a 71-66 result on Feb. 23, 2015.

In the most recent meeting, an 82-67 South Carolina victory, the Gamecocks used a dominant first quarter to establish a lead that weathered a third-quarter Lady Vol surge.

Carolina's results vs. Tennessee in the last three seasons:

Date	W/L	Score	Site	Rank (SC/UT)
2/24/19	W	82-67	A	13/-
3/2/18	W	73-62	N	8/12
2/25/18	L	46-65	A	7/15
1/14/18	L	70-86	H	9/6
1/30/17	L	74-76	H	4/-

### Home Sweet Home

The Gamecocks are 464-164 (.739) all-time in home games, including a 152-33 mark under head coach Dawn Staley. Staley's .822 winning percentage at home is second among the program's seven all-time head coaches (Pam Parsons, (41-7) .854).

At Colonial Life Arena, which opened for the 2002-03 season, South Carolina is 215-66 (.765) all-time with Staley boasting a 149-33 (.819) mark.

So far this season, the Gamecocks are 9-0 at home, including a 4-0 mark against nationally ranked opponents.

### Staley's 20th

Celebrating her 20th season as a head coach this season, Dawn Staley averaged 23.4 wins through her first 19 seasons. With a .723 (465-178) winning percentage in that time, she is 15th among active NCAA Div. I head coaches with at least 10 years of experience.

In her 12th season at South Carolina, she is the program's all-time winningest coach (293) with a program-record nine postseason appearances (8 NCAA/1 WNIT). She accounts for both of the Gamecocks' Final Four appearances (2015, 2017) and the first national championship in program history (2017).

Staley has won 130 SEC games to rank second among active league coaches (Gary Blair, Texas A&M, 137) and seventh all-time. Her 11.1 SEC wins per season is the best all-time among coaches with at least 10 seasons in the league, and her .714 winning percentage (130-52) is second only to Tennessee's Pat Summitt (.874) in league history.

### Ranking Review

The Gamecocks are ranked No. 1 in this week's AP Poll, marking their 15th week at the top of the poll in program history and 104th top-10 entry under Staley.

South Carolina has appeared in the AP Poll for 144 consecutive weeks, the fourth-longest active streak in the nation. Under Staley, the Gamecocks have appeared in 149 AP polls, including 73 in the top five.

The Gamecocks are No. 2 in this week's USA Today/WBCA Poll.

### Schedule Strength

South Carolina's strength of schedule ranks 20th in the nation as the Gamecocks lead the country with seven top-50 RPI wins and four top-25 RPI victories.

The Gamecocks have more games played against ranked opponents (7) and wins vs. those teams (6) than anyone else in the current AP Top 25.

## GAMECOCKS IN THE RANKINGS (as of 1/30)

Team	SEC	NCAA	Actual	Aliyah Boston	SEC	NCAA	Actual
Scoring Offense	2	5	84.0	Points Per Game	19	—	13.2
Scoring Defense	3	28	56.3	Rebounds Per Game	5	67	8.9
Scoring Margin	1	3	+27.6	Field Goal Percentage	2	8	.622
Field Goal Percentage	2	12	.473	Blocked Shots Per Game	2	17	2.7
Field Goal %age Def.	2	4	.330	Offensive Rebs. Per Game	4	—	3.9
3-Point FG %age	2	22	.371	Double-Doubles	4	38	8
3-Point FG %age Def.	6	95	.293	<b>Brea Beal</b>	SEC	NCAA	Actual
3-Point FG Made/Gm.	7	237	5.2	Rebounds Per Game	19	—	6.0
Free Throw Percentage	6	166	.690	<b>Zia Cooke</b>	SEC	NCAA	Actual
Rebounding Offense	2	3	47.4	Points Per Game	28	—	12.0
Rebounding Defense	5	—	34.1	<b>Tyasha Harris</b>	SEC	NCAA	Actual
Rebounding Margin	1	3	+13.3	Points Per Game	26	—	12.3
Assists Per Game	3	38	16.1	Assists Per Game	3	40	5.0
Steals Per Game	4	69	9.6	Assist-to-Turnover Ratio	4	25	2.4
Turnover Margin	4	87	+2.4	<b>M. Herbert Harrigan</b>	SEC	NCAA	Actual
Turnovers Per Game	—	68	14.3	Points Per Game	25	—	12.6
Assist-to-Turnover Ratio	43	37	1.1	Blocked Shots Per Game	7	68	1.7
Blocked Shots Per Game	1	1	8.2				
Home Attendance Avg.	1	1	11,070				

## Current Streaks

	Total	Home	Road	Neut.
Overall	W14	W11	W12	W2
SEC	W8	W3	W10	—
Non-Conference	W6	W12	W4	W2
Ranked Teams	W5	W5	W1	W1

### Ranked Readings

South Carolina is 69-61 against nationally ranked opponents under head coach Dawn Staley, although that record is skewed by the early seasons of her tenure. The Gamecocks are 54-22 versus ranked foes since the start of the 2014-15 campaign, including a 21-16 mark against top-10 opponents during that time

This season, South Carolina is 6-1 against ranked teams, with two wins coming over teams ranked in the top five at the time – then-#4/5 Maryland (Nov. 10) and then-#2/2 Baylor (Nov. 30), which matched the highest ranked win in program history.

Four of the six ranked games came in non-conference action, the most of any SEC team this season. Carolina has more top-25 wins than any team in the league.

### SEC Status

SEC coaches and media were split on who will win the 2020 SEC regular season, but they agree that the Gamecocks will be in the mix.

SEC media members selected the Gamecocks to return to the throne ahead of Texas A&M and Mississippi State. SEC coaches reversed the top two positions. Both groups tapped Tyasha Harris for First-Team All-SEC and Mikiah Herbert Harrigan for a spot on the All-SEC Second Team.

### RPI Ratings

The Gamecocks has an RPI of two this week, trailing just Oregon. Around the SEC, Mississippi State comes in at 15 and Texas A&M is at 17 to rounding out league teams in the top 20. Kentucky (22), LSU (24) and Arkansas (41) are also inside the top 50.

### Oh Captain, My Captain

South Carolina named two team captains this season – Tyasha Harris and Victoria Saxton. This is Harris' third season as a team captain.

### 5 = 1

The Gamecocks' five freshmen – Laeticia Amihere, Brea Bea, Aliyah Boston, Zia Cooke and Olivia Thompson – make up the No. 1 recruiting class in the nation, which includes four of the top 11 signees in the Class of 2019.

Expectations are high outside the program, and they don't dip much from those who have watched the class' progression through the preseason. Turning heads in the weight room and on the court, all five have come to the program eager to learn and thrive.

### Veteran Vibes

While the No. 1 freshman class is the new, shiny part of the Gamecocks' program, the two seniors at the top of the experience ladder have impressive credentials of their own, including a glut of big-game experience.

Tyasha Harris and Mikiah Herbert Harrigan were part of the Gamecocks' 2017 NCAA National Championship and have led teams that have never been ranked outside the top 25, including all three seasons with a final ranking in the top 16.

The duo was part of two of the Gamecocks' four straight SEC Tournament titles. They opened their careers with an SEC regular-season crown and have never finished lower than second in the league.

In 48 career games against ranked opponents, during which the Gamecocks have gone 31-17, Harris averages

9.9 points and 4.4 assists. Herbert Harrigan's 48 career games against ranked opponents has her at 7.7 points and 1.4 blocks per game. Those numbers rise sharply since she became a regular starter in 2018-19 to 11.1 points and 1.7 blocks per game.

### First Things First

The Gamecocks have been locked in from the opening tip this season, out-scoring opponents in the first quarter by an average of 11.8 points and never trailing after the game's first 10 minutes. Through 21 games, South Carolina averages 22.8 points on 50.3 percent shooting in the first period – the best numbers of any quarter. The third quarter has been the next most productive with a +7.9 scoring margin and 47.5 percent shooting.

South Carolina has scored 30 or more points in a quarter 10 times, led by the 36 points scored in each of the third quarters against Alabama State (Nov. 5) and at Vanderbilt (Jan. 12). The Gamecocks' best shooting quarter was a 75.0 percent (12-of-16) first quarter at Vanderbilt (Jan. 12). They have shot 66.7 percent from the field in a quarter four times.

Defensively, South Carolina has held an opponent to single digits in a quarter 23 times, including 10 first quarters. Seven of those 23 quarters have been in SEC play, including a scoreless first quarter and two-point second quarter at Ole Miss (Jan. 30).

Individually, seven different Gamecocks have scored double figures in a quarter at combined 11 times this season. Tyasha Harris, Zia Cooke and Laeticia Amihere lead that charge with their 12 points at Temple (Dec. 7), at Vanderbilt (Jan. 12) and at Ole Miss (Jan. 30), respectively.

# THE STARTING 5...

**ZIA COOKE**

- 14.6 ppg vs. SEC (10th) ... *2nd among league freshmen*
- 1.6 3FGs/gm vs. SEC (11th)
- 3 20-point games, 2 in SEC
- Team's top scorer 5 times in SEC play

**BREA BEA**

- 6.0 rpg vs. SEC (12th)
- 2.1 off. rpg in SEC (10th)
- 40.0 FG% vs. SEC
- 4 double-digit rebound gms
- 1.5 spg vs. SEC (15th)

**ALIYAH BOSTON**

- Avg. double-double vs. SEC
- Avg. dbl-dbl vs. ranked teams
- 10.9 rpg vs. SEC (3rd) ... *best among league freshmen*
- 4.3 off. rpg vs. SEC (3rd)

**MIKIAH HERBERT HARRIGAN**

- 12.0 ppg vs. SEC (25th)
- 1.6 bpg vs. SEC (6th)
- 63.6 3FG% vs. SEC
- 19 double-digit scoring gms
- 1.3 assists per game

**TYASHA HARRIS**

- 5.0 apg (3rd in SEC)
- 12.3 ppg ... *career high*
- 5.5 apg vs. SEC (3rd)
- 17 double-digit scoring gms
- 619 career assists, program record

**Boardroom**

One of the proof points for the commitment to winning by every Gamecock on the roster is the stat that most coaches will say is defined by effort – rebounding.

South Carolina's +13.3 rebounding margin and 47.4 rebounds per game both rank third in the nation and are first and second in the SEC, respectively.

The Gamecocks have benefitted most from dominant offensive rebounding, leading the nation with a 45.2 offensive rebounding rate. South Carolina averages 17.0 second-chance points on the season, including 18.2 in SEC action, while allowing just 8.5 and 8.8, respectively.

Aliyah Boston (8.9) and Brea Beal (6.0) lead the way on the glass, ranking fifth and 19th, respectively, in the SEC. In league play, four Gamecocks – Boston, Beal, Victoria Saxton and LeLe Grissett – rank among the SEC's top 15 in offensive rebounds per game.

**Paint Ball**

While the Gamecocks did take a preseason team-bonding trip to play traditional paint ball, now that the season has started, they're in more of a basketball mind about that phrase now – and not just the forwards.

South Carolina has scored 43.0 of its 84.0 points per game in the paint, which equates to 51.2 percent of the offense and 68.2 percent of made field goals. At least half the team's field goals have come from the paint every game this season, including 14 games with at least 2/3 of them coming inside.

The Gamecocks' aggressive guard lineup accounts for 46.8 percent of those paint field goals (20.1 points per game), compared to 53.2 percent of paint field goals from the forwards (22.9 ppg). The guards have matched or out-

scored the forwards in the paint eight times this season.

**Block Party**

The Gamecocks have been busy in the paint on the defensive end as well, blocking 8.2 shots per game to lead the nation. Tennessee is second at 7.4.

South Carolina opened the season by tying the school record for blocked shots in a game (16 vs. Alabama State, Nov. 5) then broke that record three games later with 17 against Appalachian State (Nov. 17). They have blocked at least 10 shots three other times.

The Gamecocks' top shot blocker, Aliyah Boston, is 17th in the country with 2.7 blocks per game. She has blocked three or more shots 10 times this season, including three SEC games.

Boston is not alone in her swat status, though, as all 11 active Gamecocks have blocked at least one shot this season. Senior Mikiah Herbert Harrigan joins Boston in the SEC's top 10 as her 1.7 blocks per game come in seventh in the league.

**Free for All**

Yet again, South Carolina is among the nation's best at getting to the free throw line, and it is a full team effort.

The Gamecocks are fourth in the country in free throws made (332) and in free throw attempts (481).

No one Gamecock is dominating either category. In fact no Gamecock meets the SEC minimum to be ranked in free throw percentage for the season. Zia Cooke and Aliyah Boston lead the team in attempts with 63 and 61, respectively. Cooke leads the team in made free throws (48) with Boston just behind (47).

Five Gamecocks are shooting better than 70.0 percent

from the free throw line, led by Tyasha Harris' 89.8 percent (44-of-49), including 9-of-20 (.950) in SEC games.

**Sixth Woman**

The high-octane Gamecock offense has been fueled by selflessness. Seven games this season have seen six Gamecocks score in double figures, including one SEC contest (#13/13 Kentucky, Jan. 2). That number already more than doubled the 2014-15 season (3) for the most

**NATIONAL RANKINGS**

**Associated Press Poll (Jan. 27)**

1. South Carolina	19-1
2. Baylor	17-1
3. Oregon	17-2
4. UConn	18-1
5. Louisville	20-1
6. Stanford	18-2
7. NC State	19-1
8. UCLA	18-1
9. Mississippi State	18-3
10. Oregon State	16-4
11. DePaul	19-2
12. Gonzaga	20-1
13. Kentucky	15-3
14. Florida State	17-3
15. Texas A&M	17-3
16. Arizona	16-3
17. Maryland	16-4
18. Iowa	17-3
19. Arizona State	15-5
20. Indiana	15-5
21. South Dakota	19-2
22. Tennessee	16-4
23. Northwestern	17-3
24. Missouri State	16-3
25. Arkansas	16-4

**WBCA/USA Today Coaches' Poll (Jan. 28)**

1. Baylor	17-1
2. South Carolina	19-1
3. Oregon	17-2
4. Louisville	20-1
5. UConn	18-1
6. Stanford	18-2
7. NC State	19-1
8. Mississippi State	18-3
9. UCLA	18-1
10. Oregon State	16-4
11. Gonzaga	20-1
12. DePaul	19-2
13. Kentucky	15-3
14. Florida State	17-3
15. Texas A&M	17-3
16. Maryland	16-4
17. Arizona	16-3
18. South Dakota	19-2
19. Iowa	17-3
20. Arizona State	15-5
21. Missouri State	16-3
22. Tennessee	16-4
23. Indiana	15-5
24. Florida Gulf Coast	20-2
25. Arkansas	16-4

**2019-20 DOUBLE-DOUBLES**

**Aliyah Boston (8)**

11/5	Alabama State	12 pts/12 rebs/10 blks
11/17	Appalachian State	14 pts/10 rebs
11/21	USC Upstate	18 pts/10 rebs
11/30	vs. #2/2 Baylor	20 pts/13 rebs
1/5	at Alabama	17 pts/12 rebs
1/9	#21/21 Arkansas	19 pts/25 rebs
1/16	at Missouri	10 pts/10 rebs
1/20	#9/9 Mississippi State	21 pts/12 rebs

**Victoria Saxton (1)**

1/16	at Missouri	10 pts/ 10 rebs
------	-------------	-----------------

**FROM THE WEIGHT ROOM...**

The Gamecocks' athleticism and physicality are both natural and fine-tuned by hours in the weight room under the guidance of sports performance coach Molly Binetti. A few key measurements from the team...

**Wingspan**

Laeticia Amihere – 6-foot-10  
 Aliyah Boston – 6-foot-9.5  
 Victoria Saxton – 6-foot-5  
 Mikiah Herbert Harrigan – 6-foot-4

**Jumps**

8 of 12 Gamecocks have a standing, two-foot vertical jump over 24 inches with Victoria Saxton leading the way at 28 inches. She can also touch 10-foot-5.

Amihere 410-pound deadlift;  
 Harris 510-pound belt squat

10 of 12 Gamecocks bench press over 135 pounds – BEST: Harris, 175 pounds

**Speed**

The Gamecock guards have serious speed in the open court. Brea Beal, Zia Cooke, Tyasha Harris and Destanni Henderson all registered 3/4-court sprint times between 3.1 and 3.14 seconds

4 Gamecocks have broad jumps greater than eight feet. Saxton again leads the way at 9-foot-1

11 of 12 Gamecocks can bench press 50-pound dumbbells 20 times – BEST: Harris 60-pounds x20

**Strength**

10 of 12 Gamecocks deadlift or squad over 300 pounds – BEST:

11 of 12 Gamecocks can do multiple chin-ups – BEST: Harris/Henderson 10 reps with weight

**Gamecocks in 2019-20 National Polls**

Poll	Pre	11/12	11/19	11/26	12/3	12/10	12/17	12/24	12/31	1/7	1/14	1/21	1/28	2/4	2/11	2/18	2/25	3/4	3/11	3/19
Associated Press	8	6	5	5	6	5	5	4	4	4	1	1	1							
Coaches	10	(no poll)	6	6	7	6	6	5	5	5	2	2	2							

by South Carolina in the Dawn Staley era.

At least five Gamecocks have scored in double figures a total of 12 times this season, topping last season's three games of five double-digit scorers. Five of those 12 games have come during SEC play.

### Career Record Watch

In addition to both reaching the 1,000-point plateau this season, seniors Tyasha Harris and Mikiah Herbert Harrigan are moving quickly up several career charts in their final season with the Garnet and Black.

With the sixth of her seven assists at Georgia (Jan. 26), Harris became the program's all-time career assist record holder. Currently sitting at 619, she joins Cristina Ciocan as the only Gamecocks to record 600 assists and 1,000 points in their careers.

As a regular starter each of the last three seasons, Harris is among the program's top five in games started (3rd, 115) and top 10 in minutes played (5th, 3807). She could make the career top 10 in steals and games played by the end of the season as well.

Herbert Harrigan has 188 career blocks, which is third in program history. Alaina Coates (2014-17) holds the No. 2 spot with 210.

Herbert Harrigan is one of five Gamecocks all-time to post at least 1,000 points and 100 blocks in their careers, and she has a chance to join Coates and A'ja Wilson as the only Gamecocks with 1,000 points and 200 blocks.

### We're Jammin'

The Gamecocks joined seven other teams in St. Thomas, U.S.V.I., in one of the most stacked Thanksgiving tournaments this season and came out as the Reef Division champs.

South Carolina went 2-1 at the event, highlighted by a smothering defensive effort that held then-#2/2 Baylor to its lowest scoring mark since the end of the 2015-16

season and secured a 15-point victory.

Freshman Aliyah Boston, playing in her hometown, was named MVP of the division, averaging 15.0 points and 7.7 rebounds in just 22.3 minutes per game at the event. Senior Mikiah Herbert Harrigan, another island product (Anguilla), made the All-Tournament team after leading the Gamecocks with 15.3 points per game and averaging 6.7 rebounds. Senior Tyasha Harris joined the duo in averaging double-figure points at the tournament with her 10.7 that went with 5.0 assists per game.

### U-S-A, U-S-A

Since the arrival of Staley in the 2008-09 season, South Carolina has solidified its relationship with USA Basketball. At least one Gamecock has donned the red, white and blue in each of the last six summers, and the group of nine Gamecocks, including four on the current roster, has helped 13 U.S. teams to gold medals, three more to silver and another to bronze.

The participation streak is guaranteed to continue through 2020 as Staley was named Senior National Team Head Coach through the Tokyo Olympics. The Gamecocks' head coach led the U.S. to gold in the 2018 FIBA World Cup and earned her second USA Basketball National Coach of the Year award for the effort.

Junior Tyasha Harris is responsible for one of those gold medals (2016 FIBA U18 Americas Cup) as well as two silvers (2019 Pan Am Games, 2017 FIBA U19 World Cup). The point guard also trained with Staley's National Team when it was in Columbia for training camp prior to the 2018 FIBA World Cup.

Aliyah Boston and Zia Cooke were part of two gold-medal winning teams – 2018 FIBA U17 World Cup, 2017 FIBA U16 Americas Cup. Boston also picked up gold in the 2018 Youth Olympics 3x3 and the 2019 FIBA U19 World Cup.

## Woman Up!

South Carolina head coach Dawn Staley picked "Woman Up!" as this season's theme to recognize how inspired her team is to work hard toward its goals and how they inspire her, each other and the community at large to pursue something greater.

The theme reminds the team to compete relentlessly, stay disciplined to its goals and lift each other up as they pursue their dreams.

As always, Staley invites fans of the program to do the same in their lives and in their support of the team – commit to your goals, support others and dream big.

To launch the theme, each Gamecock told her Woman Up! story for a video series. Visit [GamecocksOnline.com/WomanUp](http://GamecocksOnline.com/WomanUp) to watch all 13 short videos in the series.

### Great Gamecock Fans

After winning the title for the last five seasons, South Carolina continues to lead the nation in average attendance this season with 11,070 and is the only program drawing 11,000+ fans per game.

This season's eight home games have all had at least 10,000 in attendance, including the 13,163 at the Jan. 20 game against Mississippi State standing as the third-most in the country this season. The Gamecocks own four of the 14 games of 11,000+ fans across the nation so far this season, and they have drawn at least 10,000 fans in 76 straight regular-season home games.

South Carolina's last regular-season game with fewer than 10,000 in attendance was on Dec. 14, 2014, when 9,605 were on-hand to see the Gamecocks defeat Savannah State. The last game at Colonial Life Arena with an attendance below 10,000 was in the 2017 NCAA Tournament when the Gamecocks' second-round game

## GAMES LED TEAM IN...

Scoring	2019-20	Career	Record
Zia Cooke	8	8	8-0
M. Herbert Harrigan	6	15	11-4
Aliyah Boston	5	5	5-0
Tyasha Harris	4	10	7-3
LeLe Grissett	2	2	2-0
Destanni Henderson	1	4	3-1
Laeticia Amihere	1	1	1-0
Brea Beal	1	1	1-0
Victoria Saxton	0	1	1-0

Rebounding	2019-20	Career	Record
Aliyah Boston	15	15	15-0
M. Herbert Harrigan	3	12	9-3
Brea Beal	3	3	3-0
Laeticia Amihere	1	1	1-0
Destanni Henderson	1	1	1-0
LeLe Grissett	0	9	6-3
Victoria Saxton	0	2	2-0
Tyasha Harris	0	2	2-0

Assists	2019-20	Career	Record
Tyasha Harris	19	92	77-15
Destanni Henderson	4	5	5-0
Brea Beal	2	2	2-0
Laeticia Amihere	1	1	1-0
Zia Cooke	2	2	2-0
LeLe Grissett	1	1	1-0
M. Herbert Harrigan	0	1	1-0

*(Tied for team lead in each category included)*

## MISCELLANEOUS STATS

Triple-Doubles	2019-20	Career	Record
Aliyah Boston	1	1	1-0

Double-Doubles	2019-20	Career	Record
Aliyah Boston	8	8	8-0
Victoria Saxton	1	1	1-0
Tyasha Harris	0	9	8-1
M. Herbert Harrigan	0	3	2-1
LeLe Grissett	0	1	0-1

20+ Points	2019-20	Career	Record
Tyasha Harris	3	9	6-3
Zia Cooke	3	3	3-0
M. Herbert Harrigan	2	5	4-1
Aliyah Boston	2	2	2-0
LeLe Grissett	0	1	1-0

10+ Points	2019-20	Career	Record
Aliyah Boston	19	19	18-1
M. Herbert Harrigan	18	51	42-9
Tyasha Harris	17	63	54-9
Zia Cooke	14	14	13-1
Destanni Henderson	7	15	14-1
LeLe Grissett	5	10	8-2
Victoria Saxton	5	7	7-0
Brea Beal	5	5	5-0
Laeticia Amihere	4	4	4-0
Olivia Thompson	1	1	1-0
Elysa Wesolek	0	1	1-0

10+ Rebounds	2019-20	Career	Record
Aliyah Boston	8	8	8-0
Brea Beal	4	4	4-0
Victoria Saxton	1	1	1-0
M. Herbert Harrigan	0	5	4-1
LeLe Grissett	0	1	0-1

5+ Assists	2019-20	Career	Record
Tyasha Harris	12	67	59-8
Destanni Henderson	3	4	4-0

5+ Steals	2019-20	Career	Record
Destanni Henderson	1	1	1-0
Tyasha Harris	0	3	3-0

5+ Blocks	2019-20	Career	Record
Aliyah Boston	4	4	4-0
M. Herbert Harrigan	0	2	2-0
Victoria Saxton	0	1	1-0

against Arizona State drew 8,276, making the overall streak of 10,000 or more fans 41 games.

**One More Ty-me**

Senior Tyasha Harris entered her senior season on the watch list of all four national player of the year awards as well as the Nancy Lieberman Award Watch List, which recognizes the top point guard in the country. Routinely among the nation's best in assist average and assist-to-turnover ratio, she ranks fourth among active Div. I players in career assists (619) and 15th in assist-to-turnover ratio (2.46). Only seven active Div. I players have logged more career games than Harris (127).

This season, the 5-foot-10 guard is third in the SEC with 5.0 assists per game and is scoring a career-best 12.3 points per outing, hitting double figures 17 times. In SEC play, those averages rise to 13.0 points and 5.5 assists, and she is the only Gamecock to hit double figures in every SEC game.

For the second-straight season, Harris has her hands on at least 25.0 percent of the Gamecocks' offense between her assists and points. This season, her assists have led to 11.4 points per game. Combined with her scoring average, she touches 243.7 of the Gamecocks' 84.0 points per game (28.2 percent).

Since the start of her sophomore season (her first full season in the starting lineup), Harris has handed out 5.6 assists per game with a 2.6 assist-to-turnover ratio. In that time, she has also averaged 11.0 points per game.

Harris is far and away the SEC's active leader in career assists (619) and the steals leader (205). She is fifth in points (1202).

**H2-O (And D)**

Senior forward Mikiah Herbert Harrigan has long been a shot-blocking menace to opponents, and she unleashed a lethal offensive game last season that continues to grow in her final college season.

Herbert Harrigan is second on the team in scoring with her career-best 12.6 points per game to come in 25th in the SEC, netting double figures 18 times in 21 games, including seven of eight SEC outings. She is shooting 52.0 percent from the field to go with a career-best 5.3 rebounds per game.

Defensively, Herbert Harrigan hasn't lost a step, blocking 1.7 shots per game to rank seventh in the SEC.

Third in program history in career blocked shots (188), she is second among active SEC players in that category and stands seventh in rebounds (521) and 10th in points (1023).

**LG – LeLe the Guard**

After splitting time between guard and forward her first two seasons, junior LeLe Grissett and head coach Dawn Staley have settled her into the "3" spot in the lineup. As another "big" guard, she is able to apply her typical forward skills – offensive efficiency and rebounding – while capitalizing on her length and mobility defending on the perimeter.

The 6-foot-2 Grissett's 4.3 rebounds per game have come primarily on the offensive glass where her 2.3 offensive rebounding average is second on the team. With 2.0 offensive boards per SEC game, she ranks 15th in the conference.

Offensively, Grissett burst into the season with 6-of-7 shooting over the first two games and closed 2019 by hitting 15-of-22 (.682) over the final three non-conference games of the year, including a perfect 4-of-4 from the field and the same from the free throw line against Duke (Dec. 19) and a season-high 17 points against #25/21 South Dakota (Dec. 22).

Grissett averages 6.0 points overall and is shooting 61.5 percent in SEC games.

**2019-20 AWARDS**

**Aliyah Boston**  
 Wooden Award Midseason Top 25  
 Naismith Defensive POY Midseason Team  
 Lisa Leslie Award Watch List (Preseason)  
 USBWA Ann Meyers Drysdale Award Watch List  
 USBWA Freshman of the Week (12/2)  
 4x SEC Freshman of the Week  
 Paradise Jam, Reef Division MVP

**Tyasha Harris**  
 Naismith Trophy Watch List; Wade Watch List  
 Wooden Award Midseason Top 25  
 USBWA Ann Meyers Drysdale Award Watch List  
 Nancy Lieberman Award Watch List (Preseason)  
 Preseason All-SEC First Team (Coaches, Media)  
 SEC Player of the Week (1/21)  
 espnW Player of the Week (1/27)

**Mikiah Herbert Harrigan**  
 Preseason All-SEC Second Team (Coaches, Media)  
 Paradise Jam, Reef Division All-Tournament

**TEAM SPECIALTY STATS**

*South Carolina-Opponent*

		Pts. in Paint	Pts. Off TOs	2nd Chance Pts	Fast Break Pts
11/5	Ala St.	50-24	30-10	23-10	25-8
11/10	at Md.	26-30	9-12	7-7	19-15
11/13	at Day.	36-6	13-9	12-15	14-5
11/17	App St.	54-24	35-10	14-6	14-4
11/21	SC-Up.	62-6	29-7	23-0	33-4
11/24	at Clem.	44-20	23-4	10-10	26-0
11/28	vs. Ind.	34-34	8-18	15-7	9-0
11/29	vs. WSU	40-22	23-11	13-2	16-15
11/30	vs. Bay.	44-40	10-17	12-13	4-8
12/7	at Tem.	28-26	22-8	22-16	18-5
12/15	Pur.	50-14	26-14	15-7	24-10
12/19	Duke	46-18	41-7	17-8	18-9
12/22	S. Dak.	32-34	22-20	27-8	10-2
1/2	Ky.	60-24	24-18	25-7	12-7
1/5	at Ala.	38-32	19-20	19-11	28-6
1/9	Ark.	42-20	2-12	29-11	13-24
1/12	at Vandy	48-34	28-10	11-11	21-9
1/16	at Mizz.	30-22	15-13	18-5	6-4
1/20	Miss. St.	48-54	11-7	13-18	22-6
1/26	at Ga.	50-22	21-18	9-5	20-9
1/30	at Miss.	40-14	25-6	17-2	15-0
2/2	Tenn.				
2/6	at Ark.				
2/10	UConn				
2/13	Aub.				
2/17	Vandy.				
2/20	LSU				
2/23	at Ky.				
2/27	at Fla.				
3/1	TAM				
<i>Season Avg.</i>		<i>43.0-24.8</i>	<i>20.9-12.0</i>	<i>17.0-8.5</i>	<i>17.0-6.5</i>
<i>SEC Avg.</i>		<i>44.5-27.8</i>	<i>18.5-13.0</i>	<i>18.2-8.8</i>	<i>17.1-8.1</i>

**STARTERS VS. BENCH**

		SC Starters	Opp. Starters	SC Bench	Opp. Bench
11/5	Ala. St.	53	31	50	12
11/10	at Md.	53	42	10	12
11/13	at Day.	53	23	22	26
11/17	App St.	63	36	29	14
11/21	SC-Up.	63	12	49	20
11/24	at Clem.	59	20	25	28
11/28	vs. Ind.	47	58	10	13
11/29	vs. WSU	52	38	16	15
11/30	vs. Bay.	60	48	14	11
12/7	at Tem.	59	57	19	14
12/15	Pur.	55	39	30	10
12/19	Duke	53	29	36	17
12/22	S. Dak.	43	60	30	0
1/2	Ky.	62	42	37	30
1/5	at Ala.	63	52	30	26
1/9	Ark.	70	65	21	17
1/12	at Vandy	59	39	34	18
1/16	at Mizz.	52	28	26	17
1/20	Miss. St.	75	43	6	36
1/26	at Ga.	54	38	34	15
1/30	at Miss.	39	24	48	8
2/2	Tenn.				
2/6	at Ark.				
2/10	UConn				
2/13	Aub.				
2/17	Vandy.				
2/20	LSU				
2/23	at Ky.				
2/27	at Fla.				
3/1	TAM				
<i>Season Avg.</i>		<i>56.5</i>	<i>39.2</i>	<i>27.4</i>	<i>17.1</i>
<i>SEC Avg.</i>		<i>59.3</i>	<i>41.4</i>	<i>29.5</i>	<i>20.9</i>

**IN THE STALEY ERA**

**Wins**  
 30-Win Seasons.....3  
 25-Win Seasons.....7  
 20-Win Seasons (including 2019-20).....9  
 Winning Seasons.....10

**National Rankings**  
 Weeks in the AP Top 25.....149  
 Weeks in the AP Top 10.....104  
 Weeks in the AP Top 5.....73  
 Weeks at AP No. 1.....15

**Postseason**  
 NCAA Tournament Appearances.....8  
 NCAA Sweet 16s.....7  
 NCAA Final Fours.....2  
 National Championships.....1

**In the SEC**  
 Regular-Season Championships.....4  
 Tournament Championships.....4

**2019-20 SCORING DIFFERENTIALS**

**All Games**  
**Largest lead in a win**.....by 80 (112-32), 4th-0:31, USC Upstate, 11/21  
**Largest deficit overcome to win**.....by 9 (62-71), 4th-7:59, Mississippi State, 1/20  
**Largest lead given up in a loss**.....by 5 (5-0), 1st-9:05, vs. Indiana, 11/28  
**Largest deficit in a loss**.....by 14 (71-57), 4th-0:02, vs. Indiana, 11/28

## Henny-thing Goes

Sophomore guard Destanni Henderson is a dynamic athlete whose versatile offensive game makes her a weapon at any spot on the floor. The SEC All-Freshman Team selection has seen her minutes explode to 23.7 per game (from 15.6 last season) and has embraced her role of the bench as the leader of the "second squad."

With seven games of double-figure points and 10 games of three or more assists, Henderson continues to develop her command of the team from the point guard spot. Defensively, she has swiped at least three steals six times this season, including a pair of SEC games.

Henderson opened SEC action with a career-high eight assists against #13/13 Kentucky (Jan. 2) and a season-high 17 points at Alabama (Jan. 5). She reeled in a career-high six rebounds at Georgia (Jan. 26).

On the season, Henderson averages 2.7 assists with 1.4 steals and 8.4 points per game.

## Saxton SZN

Coming off an SEC All-Freshman season, sophomore forward Victaria Saxton has added great experience to her constant energy and explosive leaping. The 6-foot-2 rebounder had a solid stretch of eight games late in league play last season to put herself on opposing coaches' radar.

Saxton got her sophomore season rolling in week two, scoring in double figures in three straight games (13 at Dayton, Nov. 13; 10 vs. Appalachian State, Nov. 17; 14 vs. USC Upstate, Nov. 21) on 71.4 percent shooting (15-of-21). Her defense was sharp in the stretch as well, blocking eight shots over the three-game stretch.

In SEC action, Saxton has poured in 6.3 points per game on 60.0 percent shooting to go with her 4.0 rebounds and 1.3 blocks per game. She posted her first career double-double in a 10-point, 10-rebound outing in just 18 minutes at Missouri (Jan. 16).

## LA Style

Redshirt-freshman forward Laeticia Amihere was the No. 10 recruit in the 2019 class, though she arrived on campus earlier than the other four freshman after a season-ending injury in 2018-19. Her length and agility are a problem for opponents whenever she is on the court, especially as she reclaims the bounce that led her to becoming the first Canadian woman to dunk in a game.

After rediscovering her feel for the game early this season, Amihere burst into the SEC campaign with a 14 points against #13/13 Kentucky (Jan. 2) on 6-of-8 shooting and most recently poured in 16 second-half points at Ole Miss (Jan. 30). Through eight league games, she has added 7.3 points and 3.5 rebounds per game.

The 6-foot-3 forward is also part of the Canadian National Team pool, which has caused her to miss several games as she works to earn a spot on that team. After missing the Appalachian State game (Nov. 17), she is

currently out for today's game and possibly Thursday's at Arkansas as well.

## Life Is But a Brea-ze

Freshman guard Brea Beal was the No. 11 player in the 2019 class, and her upside is even higher than that thanks to the intangibles she brings on both ends of the floor. She has the ability to play and create mismatches at positions 1-4 on the court and often draws the toughest defensive assignment in each game – competitively tracking how she limits that person's production each game.

Beal has scored in double figures five times and has four double-digit rebound games, including two SEC games. With 10 boards at #4/5 Maryland and at Dayton, she posted the first back-to-back 10-rebound outings by a Gamecock freshman since A'ja Wilson (2014-15).

Beal is currently second on the team and 19th in the SEC in rebounding (6.0). In league play, she is 12 with 6.0 boards per game, including 2.1 on the offensive end.

## From A to B

The No. 3 player in the 2019 class, freshman forward Aliyah Boston brings a dominant physical presence back to the Gamecock frontcourt as the 6-foot-5 Virgin Islands native thrives on contact. The basketball world took notice of Boston early as she is on the Lisa Leslie Award Watch List, the Wooden Award Midseason 25 and the Naismith Defensive Player of the Year Midseason Team.

In her first week, Boston posted 13.0 points, 9.5 rebounds and 7.5 blocks per game. The effort, which included the first triple-double in a college debut in NCAA Div. I women's basketball history, landed her SEC Freshman of the Week honors. It was just the seventh triple-double in Gamecock history and the first by a freshman. She has since earned the SEC weekly honor three other times and picked up USBWA National Freshman of the Week honors following her Paradise Jam Reef Division MVP performance.

Scoring in double figures in all but two games, Boston has recorded eight double-doubles, including four in SEC games. She is 17th in the country with 2.7 blocks per game, and her .622 field goal percentage is eighth in the nation.

In the biggest games of her career, Boston has remained undaunted. In seven games against ranked opponents, she is the team's top scorer (15.0 ppg) and rebounder (10.6 rpg), shooting 63.2 percent from the field. Against then-#2/2 Baylor (Nov. 30), she scored 10 of her 20 points in the fourth quarter as the Gamecocks pulled away for the 15-point victory. Facing #21/21 Arkansas, she pulled down a program freshman-record 25 rebounds and came one point shy of a 20-20 night with 19 points. Against #9/9 Mississippi State (Jan. 20), her 13-point, eight-rebound second half powered home the tight victory.

## AROUND THE SEC

(through games of 1/30)



	SEC Games			Overall		
	W	L	Pct.	W	L	Pct.
South Carolina	8	0	1.000	20	1	.952
Mississippi State	7	1	.875	19	3	.864
Tennessee	7	1	.875	17	4	.810
Kentucky	6	2	.750	17	3	.850
Texas A&M	6	2	.750	18	3	.857
Arkansas	5	3	.625	17	4	.810
LSU	5	3	.625	15	5	.750
Georgia	3	5	.375	12	9	.571
Alabama	2	6	.250	12	9	.571
Florida	2	6	.250	11	10	.524
Missouri	2	6	.250	5	16	.238
Vanderbilt	2	6	.250	12	9	.571
Auburn	1	7	.125	7	12	.368
Ole Miss	0	8	.000	7	14	.333

## Today's Games

Florida at #13/13 Kentucky, 1 p.m. (SECN)

Alabama at Ole Miss, 3 p.m. (SECN+)

Vanderbilt at Auburn, 3 p.m. (SECN+)

#15/15 Texas A&M at LSU, 3 p.m. (SECN)

#25/25 Arkansas at Missouri, 5 p.m. (SECN)

Rankings are listed as AP/Coaches • All Times Eastern; TV Network in ()

## Charismatic Cooke

Freshman guard Zia Cooke was the No. 4 entry in the 2019 class and spent her final high school season putting together highlight reels that made her a finalist for Naismith High School Player of the Year and wowed fans on social media. Under Staley, she is dialing in her point guard leadership, meshing it with her scorer's mentality and overall becoming a threat on both sides of the ball.

Her offensive game is as dynamic and athletic as advertised, and she averages 12.0 points and has shot 37.1 percent (26-of-70) from 3-point range. She has scored in double figures 14 times this season, and her three 20-point games are headlined by 27 points at Dayton (Nov. 13). It was the most points by a Gamecock freshman since Kelsey Bone's 27 against North Carolina on Dec. 9, 2009. The effort was fueled by five 3s, the most by a Gamecock freshman since Tina Roy hit five against Presbyterian on Nov. 27, 2011.

Cooke burst into 2020 as the Gamecocks' top scorer in SEC play with her 14.6 points per league game coming in 10th in the conference, which is second among freshmen. She is 13th in field goal percentage (.417) and eighth in free throw percentage (.727) against league foes.

With 20 points in her second SEC outing, she matched A'ja Wilson and Alaina Coates for earliest career 20-point SEC game and became just the 11th Gamecock freshman to score 20 points against an SEC opponent. With another 21 points against #21/21 Arkansas, Cooke joins Kelsey Bone (2), Alaina Coates (2) and A'ja Wilson (3) as the only Gamecock freshmen to post multiple 20-point SEC outings.

## 2019-20 Roster

No.	Name	Pos.	Ht.	Yr.	Hometown/Last School
0	Olivia Thompson	G	5-8	Fr.	Lexington, S.C./Lexington
1	Zia Cooke	G	5-9	Fr.	Toledo, Ohio/Rogers
3	Destanni Henderson	G	5-7	So.	Fort Myers, Fla./Fort Myers
4	Aliyah Boston	F	6-5	Fr.	St. Thomas, U.S.V.I./Worcester (Mass.) Acad.
5	Victaria Saxton	F	6-2	So.	Rome, Ga./Model
11	Destiny Littleton#	G	5-9	Jr.	San Diego, Calif./Texas
12	Breanna Beal	G	6-1	Fr.	Rock Island, Ill./Rock Island
15	Laeticia Amihere	F	6-3	R-Fr.	Mississauga, Ontario/Kings Way Christian
21	Mikiah Herbert Harrigan	F	6-2	Sr.	Pembroke Pines, Fla./Flanagan
24	LeLe Grissett	G/F	6-2	Jr.	Durham, N.C./Hillside
32	Elysa Wesolek	F	6-1	So.	Charleston, S.C./Northwood Academy
52	Tyasha Harris	G	5-10	Sr.	Noblesville, Ind./Heritage Christian

Head Coach: Dawn Staley

Assoc. Head Coach: Lisa Boyer; Assistant Coaches: Fred Chmiel, Jolette Law

# indicates will sit out 2019-20 due to NCAA transfer rules

## South Carolina's Record When...

	vs. Ranked	SEC	All		vs. Ranked	SEC	All
Record.....	6-1	8-0	20-1	Assist at least half of field goals made.....	3-0	4-0	11-0
Playing a ranked opponent.....	3-0	3-0	6-1	Assist on at least 2/3 of field goals made.....			1-0
Playing at home.....	4-0	3-0	9-0	Assist on less than half of field goals made.....	3-1	4-0	9-1
Playing on the road.....	1-0	5-0	9-0	Scoring more pts. in paint than opponent.....	3-0	7-0	17-0
Playing at neutral site.....	1-1	2-1	2-1	Scoring equal/fewer pts. in paint than opp.....	3-1	1-0	3-1
Leading at half.....	6-0	8-0	20-0	Scoring more pts. off TOs than opponent.....	4-0	6-0	16-0
Trailing at half.....	0-1	0-1	0-1	Scoring equal/fewer pts. off TOs than opp.....	4-1	2-0	4-1
Tied at half.....	0-0	0-0	0-0	Scoring more 2nd-chance pts.....	3-1	6-0	15-1
Playing an overtime game.....	0-0	0-0	0-0	Scoring equal/fewer 2nd-chance pts.....	3-0	2-0	5-0
0 players score in double figures.....	0-0	0-0	0-0	Scoring more fast break pts.....	4-1	7-0	17-1
1 player scores in double figures.....	0-0	0-0	0-0	Scoring equal/fewer fast break pts.....	2-0	1-0	3-0
2 players score in double figures.....	1-0	2-0	2-0	Wearing white uniforms.....	4-1	3-0	9-1
3 players score in double figures.....	2-1	1-0	3-1	Wearing black uniforms.....	2-0	3-0	9-0
4 players score in double figures.....	2-0	2-0	3-0	Wearing garnet uniforms.....	2-0	2-0	2-0
5 players score in double figures.....	4-0	5-0	5-0	Wearing pink uniforms.....	0-0	0-0	0-0
More than 5 players in double figures.....	1-0	1-0	7-0	Playing in November.....	2-1	8-1	8-1
Starters out-score opponent's starters.....	5-0	8-0	19-0	Playing in December.....	1-0	4-0	4-0
Opponent's starters score equal/more.....	1-1	1-1	1-1	Playing in January.....	3-0	8-0	8-0
Bench out-scores opponent's bench.....	4-0	7-0	16-0	Playing in February.....	0-0	0-0	0-0
Opponent's bench scores equal/more.....	2-1	1-0	4-1	Playing in March.....	0-0	0-0	0-0
Shooting 50% or better.....	2-0	4-0	7-0	Playing during the day.....	2-0	1-0	7-0
Shooting between 40-49%.....	3-0	3-0	10-0	Playing at night.....	4-1	7-0	13-1
Shooting between 30-39%.....	1-1	1-0	3-1	Playing on Sunday.....	2-0	3-0	8-0
Shooting less than 30%.....	0-0	0-0	0-0	Playing on Monday.....	1-0	1-0	1-0
Opponent shoots 50% or better.....	0-1	0-1	0-1	Playing on Tuesday.....	1-0	1-0	1-0
Opponent shoots between 40-49%.....	2-0	2-0	4-0	Playing on Wednesday.....	1-0	1-0	1-0
Opponent shoots between 30-39%.....	4-0	4-0	8-0	Playing on Thursday.....	2-1	4-0	6-1
Opponent shoots between 20-29%.....	2-0	7-0	7-0	Playing on Friday.....	1-0	1-0	1-0
Opponent shoots less than 20%.....	1-0	1-0	1-0	Playing on Saturday.....	1-0	2-0	2-0
Shooting better than opponent.....	4-0	7-0	17-0	Margin is less than 5 pts.....	1-0	1-0	1-0
Shooting worse than/equal to opponent.....	2-1	1-0	3-1	Margin is between 5-9.....	2-0	1-0	3-0
Having more FTs made than opponent.....	6-0	8-0	18-0	Margin is between 10-19.....	2-1	1-0	4-1
Having equal/fewer FTs made than opponent.....	0-1	2-1	2-1	Margin is between 20-29.....	1-0	2-0	2-0
Out-rebounding opponent.....	6-1	8-0	18-1	Margin is between 30-39.....	3-0	5-0	5-0
Having equal/fewer rebounds than opponent.....	2-0	2-0	2-0	Margin is between 40-49.....	2-0	2-0	2-0
Having fewer TOs than opponent.....	1-0	5-0	13-0	Margin is 50 pts. or more.....	1-0	3-0	3-0
Having equal or more TOs than opponent.....	5-1	3-0	7-1	Having a 20-pt. scorer.....	3-0	3-0	8-0
Attempting more FT than 3FG.....	6-0	7-0	17-0	Having a 30-pt. scorer.....	0-0	0-0	0-0
Attempting equal/fewer FT than 3FG.....	0-1	1-0	3-1	Scoring 49 points or less.....	0-0	0-0	0-0
Making 5 or more 3FGs.....	1-0	5-0	12-0	Scoring 50-59 points.....	0-1	0-1	0-1
Making fewer than 5 3FGs.....	5-1	3-0	8-1	Scoring 60-69 points.....	1-0	2-0	2-0
Making no 3 FGs.....	0-0	0-0	0-0	Scoring 70-79 points.....	2-0	1-0	5-0
Attempting 15 or more 3FGs.....	1-1	5-0	11-1	Scoring 80-89 points.....	1-0	3-0	6-0
Attempting fewer than 15 3FGs.....	5-0	3-0	9-0	Scoring 90-99 points.....	2-0	4-0	5-0
No South Carolina players foul out.....	6-0	7-0	19-0	Scoring 100 points or more.....	2-0	2-0	2-0
One or more SC players foul out.....	0-1	1-0	1-1	Opponent scores 49 points or less.....	2-0	8-0	8-0
No opposing players foul out.....	4-1	4-0	12-1	Opponent scores 50-59 points.....	2-0	2-0	6-0
One or more opposing players foul out.....	2-0	4-0	8-0	Opponent scores 60-69 points.....	1-0	1-0	1-0
				Opponent scores 70-79 points.....	2-1	3-0	4-1
				Opponent scores 80-89 points.....	1-0	1-0	1-0
				Opponent scores 90-99 points.....	0-0	0-0	0-0
				Opponent scores 100 points or more.....	0-0	0-0	0-0

## 2019-20 Team High/Low -- All Games

South Carolina Highs	South Carolina Lows	Category	Opponent Lows	Opponent Highs
112 vs. USC Upstate, 11/21	57 vs. Indiana, 11/28	<b>Points in Game</b>	32, at Ole Miss, 1/30	82, Arkansas, 1/9 32, USC Upstate, 11/21
64 USC Upstate, 1st, 11/21	26 vs. Indiana, 2nd, 11/28	<b>Points in a Half</b>	2, at Ole Miss, 1st, 1/30	52, Arkansas, 2nd, 1/9
36 at Vanderbilt, 3rd, 1/12	6 vs. Indiana, 4th, 11/28	<b>Points in a Quarter</b>	0, at Ole Miss, 1st, 1/30	29, Mississippi State, 2nd, 1/20 29, Arkansas, 4th, 1/9
36 vs. Alabama St., 3rd, 11/5				
43 vs. USC Upstate, 11/21	19 at Maryland, 11/10	<b>Field Goals Made</b>	10, USC Upstate, 11/21	30, Arkansas, 1/9
79 vs. Arkansas, 1/9	53 vs. Baylor, 11/30	<b>Field Goal Attempts</b>	50, at Ole Miss, 1/30	79, Arkansas, 1/9
.610 (36-59) vs. Kentucky, 1/2	.317 (19-60) at Maryland, 11/10	<b>FG Percentage</b>	.159 (10-63), USC Upstate, 11/21	.500 (26-52), vs. Indiana, 11/28
12 vs. USC Upstate, 11/21	1 vs. Kentucky, 1/2 1 at Maryland, 11/10	<b>3-Point FG Made</b>	0, at Ole Miss, 1/30	12, Arkansas, 1/9
23 at Clemson, 11/24	3 at Georgia, 1/26	<b>3-Point FG Attempts</b>	6, Mississippi State, 1/20 6, at Vanderbilt, 1/12	30, Arkansas, 1/9
23 vs. USC Upstate, 11/21				
.552 (14-21) vs. USC Upstate, 11/21	.105 (2-19) vs. Indiana, 11/28	<b>3-Point FG Percentage</b>	.000 (0-1), at Ole Miss, 1/30	.500 (8-16), at Alabama, 1/5 .500 (6-12), vs. Wash. St., 11/29
26 vs. Kentucky, 1/2	7 vs. Indiana, 11/28	<b>Free Throws Made</b>	4, at Georgia, 1/26	20, at Alabama, 1/5
33 vs. Kentucky, 1/2	15 vs. Purdue, 12/15 15 vs. Indiana, 11/28	<b>Free Throw Attempts</b>	5, at Georgia, 1/26	29, at Alabama, 1/5
.842 (16-19) at Temple, 12/7	.400 (8-20) vs. Wash. St., 11/29	<b>FT Percentage</b>	.417 (5-12), S. Dakota, 12/22	1.000 (6-6), at Ole Miss, 1/30
63 vs. Arkansas, 1/9	38 Mississippi State, 1/20	<b>Rebounds</b>	20, Kentucky, 1/2	50, at Temple, 12/7
28 vs. USC Upstate, 11/21	6 vs. South Dakota, 12/22	<b>Assists</b>	4, Alabama State, 11/5	15, at Temple, 12/7
18 vs. USC Upstate, 11/21	4 at Mizzou, 1/16	<b>Steals</b>	3, at Alabama, 1/5	11, Duke, 12/19 3, at Temple, 12/7 4 at Maryland, 11/10
3, vs. Baylor, 11/30				
17 vs. App State, 11/17	3 vs. Kentucky, 1/2	<b>Blocked Shots</b>	0, at Alabama, 1/5	11, Purdue, 12/15 0, vs. Baylor, 11/30 3 vs. Indiana, 11/28
22 vs. South Dakota, 12/22	9 at Temple, 12/7	<b>Turnovers</b>	6, Arkansas, 1/9	30, Duke, 12/19
23 vs. Indiana, 11/28	11 vs. USC Upstate, 11/21	<b>Fouls</b>	12, Arkansas, 1/9	26, Duke, 12/19 26, Alabama State, 11/5

## 2019-20 Team High/Low -- SEC Games

South Carolina Highs	South Carolina Lows	Category	Opponent Lows	Opponent Highs
99 vs. Kentucky, 1/2	78 at Mizzou, 1/16	<b>Points in Game</b>	32, at Ole Miss, 1/30	82, Arkansas, 1/9
55 at Vanderbilt, 2nd, 1/12	32 at Ole Miss, 1st, 1/30	<b>Points in a Half</b>	2, at Ole Miss, 1st, 1/30	52, Arkansas, 2nd, 1/9
36 at Vanderbilt, 3rd, 1/12	12, at Mizzou, 1st, 1/16	<b>Points in a Quarter</b>	0, at Ole Miss, 1st, 1/30	29, Mississippi State, 2nd, 1/20 29, Arkansas, 4th, 1/9
36 vs. Kentucky, 1/2	27 at Mizzou, 1/16	<b>Field Goals Made</b>	13, at Ole Miss, 1/30	33, Mississippi State, 1/20
79 vs. Arkansas, 1/9	58 at Georgia, 1/26	<b>Field Goal Attempts</b>	50, at Ole Miss, 1/30	79, Arkansas, 1/9
.610 (36-59) vs. Kentucky, 1/2	.380 (17-27) at Mizzou, 1/16	<b>FG Percentage</b>	.260 (13-50), at Ole Miss, 1/30	.493 (33-67), Miss. State, 1/20
8 at Ole Miss, 1/30	1 vs. Kentucky, 1/2	<b>3-Point FG Made</b>	0, at Ole Miss, 1/30	12, Arkansas, 1/9
8 vs. Arkansas, 1/9				
19 at Ole Miss, 1/30	3 at Georgia, 1/26	<b>3-Point FG Attempts</b>	6, Mississippi State, 1/20 6, at Vanderbilt, 1/12	30, Arkansas, 1/9
.471 (8-17) vs. Arkansas, 1/9	.167 (1-6) vs. Kentucky, 1/2	<b>3-Point FG Percentage</b>	.000 (0-10), at Ole Miss, 1/30	.500 (8-16), at Alabama, 1/5
26 vs. Kentucky, 1/2	13 at Ole Miss, 1/30 13 vs. Mississippi State, 1/20	<b>Free Throws Made</b>	4, at Georgia, 1/26	20, at Alabama, 1/5
33 vs. Kentucky, 1/2	19 at Ole Miss, 1/30 19 vs. Mississippi State, 1/20	<b>Free Throw Attempts</b>	5, at Georgia, 1/26	29, at Alabama, 1/5
.828 (24-29) at Alabama, 1/5	.630 (17-27) at Mizzou, 1/16	<b>FT Percentage</b>	.632 (12-19), at Mizzou, 1/16	1.000 (6-6), at Ole Miss, 1/30
63 vs. Arkansas, 1/9	38 vs. Mississippi State, 1/20	<b>Rebounds</b>	20, Kentucky, 1/2	40, at Vanderbilt, 1/12
19 at Georgia, 1/26	11 vs. Mississippi State, 1/20	<b>Assists</b>	5, Mississippi State, 1/20 5, at Mizzou, 1/16	13, Arkansas, 1/9 13, at Alabama, 1/5
19 vs. Kentucky, 1/2				
12 at Alabama, 1/5	4 at Mizzou, 1/16 4 vs. Arkansas, 1/9	<b>Steals</b>	3, at Alabama, 1/5	9, Mississippi State, 1/20 9, Kentucky, 1/2
11 at Vanderbilt, 1/12	3 vs. Kentucky, 1/2	<b>Blocked Shots</b>	0, at Alabama, 1/5	6, Mississippi State, 1/20
18 at Mizzou, 1/16	11 vs. Mississippi State, 1/20	<b>Turnovers</b>	6, Arkansas, 1/9	19, at Ole Miss, 1/30
11 at Vanderbilt, 1/12				
11 at Alabama, 1/5				
22 at Alabama, 1/5	9 at Ole Miss, 1/30	<b>Fouls</b>	12, Arkansas, 1/9	24, Kentucky, 1/2

## 2019-20 Individual Superlatives -- All Games

Category	South Carolina	Opponent
<b>Points in Game</b>	27 by Zia Cooke at Dayton, 11/13	28 by Rhyne Howard, Kentucky, 1/2
<b>Points in a Half</b>	16 by Laeticia Amihere at Ole Miss, 2nd, 1/30 16 by Aliyah Boston vs. USC Upstate, 1st, 11/21	20 by Alexis Tolefree, Arkansas, 2nd, 1/9
<b>Points in a Quarter</b>	12 by Laeticia Amihere at Ole Miss, 4th, 1/30 12 by Zia Cooke at Vanderbilt, 3rd, 1/12 12 by Tyasha Harris at Temple, 4th, 12/7	14 by Alexis Tolefree, Arkansas, 4th, 1/9
<b>Field Goals Made</b>	10 by Aliyah Boston vs. Mississippi State, 1/20 10 by M. Herbert Harrigan vs. App State, 11/17	9 by Amber Ramirez, Arkansas, 1/9 9 by Ciara Duffy, South Dakota, 12/22 9 by Marissa Mackins, at Temple, 12/7 9 by NaLyssa Smith, vs. Baylor, 11/30
<b>Field Goal Attempts</b>	23 by Zia Cooke vs. Arkansas, 1/9	22 by Marissa Mackins, at Temple, 12/7 22 by NaLyssa Smith, vs. Baylor, 11/30
<b>FG Percentage</b>	1.000 (6-6) by Aliyah Boston vs. App State, 11/17	.625 (5-8) by Ali Patberg, vs. Indiana, 11/28 .625 (5-8) by Brenna Wise, vs. Indiana, 11/28
<b>3-Point FG Made</b>	5 by Destanni Henderson vs. USC Upstate, 11/21 5 by Zia Cooke at Dayton, 11/13	5 by Alexis Tolefree, Arkansas, 1/9 5 by Marissa Mackins, at Temple, 12/7
<b>3-Point FG Attempts</b>	9 by Zia Cooke vs. Arkansas, 1/9	12 by Michaela Gibbons, USC Upstate, 11/21
<b>3-Point FG Percentage</b>	.833 (5-6) by Destanni Henderson vs. USC Upstate, 11/21 .833 (5-6) by Zia Cooke at Dayton, 11/13	.800 (4-5) by Chanelle Molina, vs. Wash. State, 11/29 .800 (4-5) by Brenna Wise, vs. Indiana, 11/28
<b>Free Throws Made</b>	8 by Brea Beal at Maryland, 11/10	8 by Rhyne Howard, Kentucky, 1/2
<b>Free Throw Attempts</b>	12 by Brea Beal at Maryland, 11/10	11 by Jordan Lewis, at Alabama, 1/5 11 by Rhyne Howard, Kentucky, 1/2
<b>FT Percentage</b>	1.000 (6-6) by Tyasha Harris at Temple, 12/7 1.000 (6-6) by Zia Cooke at Maryland, 11/10 1.000 (6-6) by Tyasha Harris at Maryland, 11/10 1.000 (6-6) by M. Herbert Harrigan vs. Alabama St., 11/5	1.000 (6-6) by De'Sha Benjamin, at Alabama, 1/5 1.000 (6-6) by Shania Meertens, at Clemson, 11/24
<b>Rebounds</b>	25 by Aliyah Boston vs. Arkansas, 1/9	13 by Mia Davis, at Temple, 12/7
<b>Assists</b>	8 by Destanni Henderson vs. Kentucky, 1/2	9 by Gabby Connally, at Georgia, 1/26 9 by Chloe Bibby, Mississippi State, 1/20
<b>Steals</b>	5 by Destanni Henderson at Temple, 12/7	4 by Jayla Alexander, at Ole Miss, 1/30 4 by Alexis Tolefree, vs. Arkansas, 1/9 4 by Madison McKeever, South Dakota, 12/22
<b>Blocked Shots</b>	10 by Aliyah Boston vs. Alabama State, 11/5	9 by Ae'Rianna Harris, Purdue, 12/15/19
<b>Turnovers</b>	5 by Aliyah Boston vs. South Dakota, 12/22 5 by Tyasha Harris vs. Baylor, 11/30 5 by Destanni Henderson vs. Baylor, 11/30 5 by Zia Cooke at Dayton, 11/13	9 by Haley Gorecki, Duke, 12/19 9 by Marissa Mackins, at Temple, 12/7

## 2019-20 Individual Superlatives -- SEC Games

Category	South Carolina	Opponent
<b>Points in Game</b>	23 by Tyasha Harris vs. Mississippi State, 1/20	28 by Rhyne Howard, Kentucky, 1/2
<b>Points in a Half</b>	16 by Laeticia Amihere at Ole Miss, 2nd, 1/30	20 by Alexis Tolefree, Arkansas, 2nd, 1/9
<b>Points in a Quarter</b>	12 by Laeticia Amihere at Ole Miss, 4th, 1/30 12 by Zia Cooke at Vanderbilt, 3rd, 1/12	14 by Alexis Tolefree, Arkansas, 4th, 1/9
<b>Field Goals Made</b>	10 by Aliyah Boston vs. Mississippi State, 1/20	9 by Amber Ramirez, Arkansas, 1/9
<b>Field Goal Attempts</b>	23 by Zia Cooke vs. Arkansas, 1/9	19 by Amber Ramirez, Arkansas, 1/9
<b>FG Percentage</b>	1.000 (5-5) by Mikiah Herbert Harrigan at Georgia, 1/26	.545 (6-11) by Chelsie Hall, at Vanderbilt, 1/12
<b>3-Point FG Made</b>	4 by Zia Cooke Arkansas, 1/9	5 by Alexis Tolefree, Arkansas, 1/9
<b>3-Point FG Attempts</b>	9 by Zia Cooke Arkansas, 1/9	10 by Alexis Tolefree, Arkansas, 1/9
<b>3-Point FG Percentage</b>	.667 (2-3) by M. Herbert Harrigan at Mizzou, 1/16 .667 (2-3) by Zia Cooke at Alabama, 1/5	.500 (5-10) by Alexis Tolefree, Arkansas, 1/9
<b>Free Throws Made</b>	7 by Aliyah Boston at Alabama, 1/5 7 by Victaria Saxton vs. Kentucky, 1/2	8 by Rhyne Howard, Kentucky, 1/2
<b>Free Throw Attempts</b>	9 by Aliyah Boston at Alabama, 1/5	11 by Jordan Lewis, at Alabama, 1/5 11 by Rhyne Howard, Kentucky, 1/2
<b>FT Percentage</b>	1.000 (4-4) by LeLe Grissett vs. Arkansas, 1/9 1.000 (4-4) by Tyasha Harris at Alabama, 1/5 1.000 (4-4) by Aliyah Boston vs. Kentucky, 1/2 1.000 (4-4) by LeLe Grissett vs. Kentucky, 1/2	1.000 (6-6) by De'Sha Benjamin, at Alabama, 1/5
<b>Rebounds</b>	25 by Aliyah Boston vs. Arkansas, 1/9	8 by Autumn Newby, at Vanderbilt, 1/12
<b>Assists</b>	8 by Destanni Henderson vs. Kentucky, 1/2	9 by Gabby Connally, at Georgia, 1/26 9 by Chloe Bibby, Mississippi State, 1/20
<b>Steals</b>	4 by Aliyah Boston at Georgia, 1/26	4 by Jayla Alexander, at Ole Miss, 1/30 4 by Alexis Tolefree, vs. Arkansas, 1/9
<b>Blocked Shots</b>	5 by Aliyah Boston vs. Arkansas, 1/9	5 by Jessica Carter, Mississippi State, 1/20
<b>Turnovers</b>	4 by Zia Cooke at Mizzou, 1/16 4 by Tyasha Harris at Mizzou, 1/16 4 by Tyasha Harris vs. Kentucky, 1/2	6 by Rhyne Howard, Kentucky, 1/2

## THE LAST TIME...

### Individual

#### Scored 50 Points

**South Carolina** 51, Jocelyn Penn vs. Stetson, 1/4/03  
**Opponent** Never

#### Scored 40 Points

**South Carolina** 51, Jocelyn Penn vs. Stetson, 1/4/03  
**Opponent** 46, Cornelia Gayden, LSU, 1/14/95

#### Scored 30 Points

**South Carolina** 31, Te'a Cooper vs. Drake, 11/28/18  
**Opponent** 31, Napheesa Collier, at UConn, 2/11/19

#### Grabbed 20 Rebounds

**South Carolina** 25, Aliyah Boston vs. Arkansas, 1/9/20  
**Opponent** 24, Teaira McCowan, at Mississippi State, 1/17/19

#### Grabbed 15 Rebounds

**South Carolina** 16, Mikiah Herbert Harrigan at Texas A&M, 1/3/19  
**Opponent** 18, Kiah Gillespie, Florida State, 3/24/19

#### Two Players with 20 or More Points

**South Carolina** Tyasha Harris 23/Aliyah Boston 21 vs. Mississippi St., 1/20/20  
**Opponent** Alexis Tolefree 22/Amber Ramirez 20, Arkansas, 1/9/20

#### Two Players with 10 or More Rebounds

**South Carolina** B. Beal 13/A. Boston 10/V. Saxton, at Mizzou, 1/16/20  
**Opponent** Mia Davis 13/Lena Niang 11, at Temple, 12/7/19

#### Three or More Players with 10 or More Rebounds

**South Carolina** B. Beal 13/A. Boston 10/V. Saxton, at Mizzou, 1/16/20  
**Opponent** W. Rolle 12/J. Breland 10/L. Broomfield 10, vs. North Carolina, 12/19/10

#### Had 10 Assists

**South Carolina** 10, Tyasha Harris at Auburn, 2/28/19  
**Opponent** 12, Channise Lewis, Maryland, 11/18/18

#### Had Five Steals

**South Carolina** 5, Destanni Henderson at Temple, 12/7/19  
**Opponent** 6, Cierra Dillard/5, Summer Hemphill, vs. Buffalo, 3/24/18

#### Had Five Blocked Shots

**South Carolina** 5, Aliyah Boston vs. Arkansas, 1/9/20  
**Opponent** 9, Ae'Rianna Harris, Purdue, 12/15/19

#### Had 20 Points and 20 Rebounds

**South Carolina** A'ja Wilson (27 pts/24 rebs) vs. LSU, 2/22/18  
**Opponent** Teaira McCowan (26 pts/24 rebs) at Mississippi State, 1/17/19

#### Had a Double-Double

**South Carolina** Aliyah Boston (21 pts/12 rebs) vs. Mississippi State, 1/20/20  
**Opponent** Mia Davis (14 pts/13 rebs) and Asonah Alexander (10 pts/11 rebs), at Temple, 12/7/19

#### Two Players had a Double-Double

**South Carolina** Aliyah Boston (10 pts/10 rebs)/Victoria Saxton (10 pts/10 rebs) at Mizzou, 1/16/20  
**Opponent** Mia Davis (14 pts/13 rebs)/Asonah Alexander (10 pts/11 rebs), at Temple, 12/7/19

#### Three Players had a Double-Double

**South Carolina** Ashley Bruner (16 pts/12 rebs)/Aleighsa Welch (16 pts/ 11 rebs)/ Elem Ibiam (12 pts/10 rebs) vs. Kansas, 3/25/13  
**Opponent** Shakira Austin (10 pts/16 rebs) / Kaila Charles (17 pts/10 rebs) / Channise Lewis (10 pts/12 assts), Maryland, 11/18/18

#### Had a Triple-Double

**South Carolina** Aliyah Boston (12 pts/12 rebs/10 blks) vs. Alabama State, 11/5/19  
**Opponent** Never

### Team

#### Scored 100 Points

**South Carolina** 112 vs. USC Upstate, 11/21/19  
**Opponent** 103, Clemson, 11/21/03

#### Won by 30 or More Points

**South Carolina** 87-32 (55) at Ole Miss, 1/30/20  
**Opponent** 66-34 (32), Georgia, 3/4/11

#### Shot 65% or Better from the Field

**South Carolina** .667 (36-54) at Vanderbilt, 1/18/18  
**Opponent** Never

#### Shot 60% or Better from the Field

**South Carolina** .603 (35-58) at Georgia, 1/26/20  
**Opponent** .604 (29-48), Vanderbilt, 1/18/01

#### Shot 50% or Better from the Field

**South Carolina** .532 (33-62) at Ole Miss, 1/30/20  
**Opponent** .521 (37-71), vs. Baylor, 3/30/19

#### No Players in Double-Figure Points

**South Carolina** at Auburn, 1/19/12  
**Opponent** USC Upstate, 11/21/19

#### Five Players in Double-Figure Points

**South Carolina** at Georgia, 1/26/20  
**Opponent** at Alabama, 1/5/20

#### More Than Five Players in Double-Figure Points

**South Carolina** 6 vs. Kentucky, 1/2/20  
**Opponent** 6 Maryland, 11/18/18

#### Faced AP Top-25 Opponent

**Win** 91-82 vs. No. 21 Arkansas, 1/9/20  
**Loss** 57-71 vs. No. 17 Indiana, 11/28/19

#### Faced AP Top-10 Opponent

**Win** 81-79 vs. No. 9 Mississippi State, 1/20/20  
**Loss** 74-89 at No. 7 Mississippi State, 1/17/19

#### Faced AP Top-5 Opponent

**Win** 63-54 at No. 4 Maryland, 11/10/19  
**Loss** 64-68 vs. No. 5 Mississippi State, 3/3/19

#### Faced AP No. 1 Team

**Win** Never  
**Loss** 68-93 vs. Baylor, 3/30/19

#### Overtime Game

**Win** 58-55 vs. Drexel, 11/28/12  
**Loss** 85-90 vs. Drake, 11/24/18

#### Double-Overtime Game

**Win** 82-73 at Purdue, 12/16/18  
**Loss** 92-94 at Clemson, 11/19/09

#### South Carolina Was Ranked (AP Poll)


**No. 1** 1/27/20  
**Top 5** No. 4, 1/6/20  
**Top 10** No. 6, 12/2/19  
**Top 25** No. 15, 3/19/19

## SOUTH CAROLINA SINGLE-QUARTER RECORDS

TEAM	
<b>Scoring</b>	
<b>Most</b>	<b>Points</b>
1. vs. Saint Peter's, 11/22/16, 1st qtr.	37
2. at Vanderbilt, 1/12/20, 3rd qtr. vs. Alabama State, 3rd qtr.	36
4. vs. App State, 11/17/19, 1st qtr. vs. Arkansas, 3/8/19, 3rd qtr. at Arkansas, 2/3/19, 4th qtr. vs. Arkansas, 1/3/16, 2nd qtr.	35
<b>Fewest</b>	<b>Points</b>
1. vs. App State, 12/5/18, 4th qtr.	5
2. vs. Indiana, 11/28/19, 4th qtr. vs. St. John's, 11/25/17, 2nd qtr. vs. Stanford, 3/31/17, 2nd qtr. vs. UCLA, 12/18/16, 1st qtr.	6
<b>Fewest Allowed</b>	<b>Points</b>
1. at Ole Miss, 1/30/20, 1st qtr. vs. App State, 11/17/19, 1st qtr. vs. Belmont, 3/22/19, 2nd qtr. vs. Savannah State, 12/17/17, 3rd qtr.	0
5. vs. Dayton, 11/28/18, 4th qtr. vs. CofC, 12/5/17, 2nd qtr. at Clemson, 11/16/17, 1st qtr. vs. Alabama State, 11/10/17, 4th qtr. 4 other times	4
<b>Most Allowed</b>	<b>Points</b>
1. vs. Baylor, 12/2/18, 1st qtr. at Maryland, 11/13/17, 4th qtr. vs. Kentucky, 2/26/17, 4th qtr.	32
4. vs. Arkansas, 3/8/19, 3rd qtr. vs. Connecticut, 3/26/18, 1st qtr. vs. Syracuse, 3/25/16, 4th qtr.	30
<b>Margin of Difference</b>	
<b>Lead</b>	<b>Score Margin</b>
1. vs. Alabama State, 11/5/19, 3rd qtr.	36-9 +37
2. vs. App State, 11/17/19, 1st qtr.	35-3 +32
3. vs. USC Upstate, 11/21/19, 3rd qtr. vs. Arkansas, 1/3/16, 2nd qtr.	33-7 +26
4. vs. Saint Peter's, 11/22/16, 1st qtr.	37-12 +25
5. vs. USC Upstate, 11/21/19, 1st qtr.	33-9 +24
<b>Deficit</b>	<b>Score Margin</b>
1. vs. UConn, 2/1/18, 2nd qtr.	8-29 -21
2. at Tennessee, 2/15/18, 3rd qtr.	9-29 -20
3. vs. Baylor, 12/2/18, 1st qtr. at Mississippi State, 2/5/18, 4th qtr.	13-32 -19
5. vs. Indiana, 11/28/19, 4th qtr. vs. Connecticut, 3/26/18, 1st qtr.	6-24 -18
12-30 -18	
<b>Field Goals</b>	
<b>Made</b>	<b>FGM</b>
1. vs. Saint Peter's, 11/22/16, 1st qtr.	15
2. vs. App State, 11/17/19, 1st qtr. vs. Notre Dame, 11/26/17, 4th qtr. vs. Arkansas, 1/3/16, 2nd qtr.	14
5. at Georgia, 1/26/20, 1st qtr. vs. USC Upstate, 11/21/19, 3rd qtr. vs. USC Upstate, 11/21/19, 1st qtr. vs. Belmont, 3/22/19, 3rd qtr. vs. Quinnipiac, 3/25/17, 3rd qtr. vs. Kentucky, 3/4/17, 1st qtr.	13

<b>Attempts</b>	<b>FGA</b>
1. vs. Arkansas, 1/9/20, 3rd qtr.	25
2. at Vanderbilt, 1/12/20, 1st qtr.	23
3. vs. App State, 11/17/19, 1st qtr. vs. CofC, 12/5/17, 1st qtr. at Auburn, 1/5/17, 1st qtr.	22
<b>Highest Percentage</b>	<b>FGM-A Pct</b>
1. vs. Kentucky, 3/5/16, 4th qtr.	11-13 .846
2. at Kentucky, 1/21/18, 3rd qtr.	9-11 .818
3. vs. Belmont, 3/22/19, 3rd qtr. vs. Quinnipiac, 3/25/17, 3rd qtr.	13-16 .813
5. vs. Hampton, 12/16/15, 3rd qtr.	8-10 .800
<b>Lowest Percentage</b>	<b>FGM-A Pct</b>
1. vs. Georgia, 1/12/17, 2nd qtr.	1-12 .083
2. vs. UCLA, 12/18/16, 1st qtr.	2-15 .133
3. vs. Stanford, 3/31/17, 2nd qtr.	2-14 .143
4. vs. Indiana, 11/28/19, 4th qtr. vs. App State, 12/5/18, 4th qtr.	2-13 .154
<b>Lowest Percentage Allowed</b>	<b>FGM-A Pct</b>
1. at Ole Miss, 1/30/20, 1st qtr. vs. Purdue, 12/15/19, 4th qtr.	0-9 .000
3. vs. App State, 11/17/19, 1st qtr. vs. CofC, 12/5/17, 2nd qtr. vs. St. John's, 11/25/17, 1st qtr.	1-18 .056
<b>Highest Percentage Allowed</b>	<b>FGM-A Pct</b>
1. vs. Drake, 11/24/18, 2nd qtr.	11-13 .846
2. at LSU, 1/15/17, 2nd qtr.	9-12 .750
3. vs. Tennessee, 1/14/18, 2nd qtr. vs. Quinnipiac, 3/25/17, 2nd qtr.	8-11 .727
5. vs. Connecticut, 3/26/18, 2nd qtr. at Missouri, 1/7/18, 4th qtr.	10-14 .714
5-7 .714	
<b>Rebounding</b>	
<b>Total</b>	<b>Rebs</b>
1. at Ohio State, 11/14/16, 1st qtr.	20
2. vs. Arkansas, 1/9/20, 3rd qtr. vs. Arkansas, 1/9/20, 1st qtr. vs. Purdue, 12/15/19, 4th qtr. vs. CofC, 12/5/17, 1st qtr.	19
<b>Margin</b>	<b>Rebs Margin</b>
1. at Alabama, 2/22/16, 4th qtr.	18-3 +15
2. vs. Arkansas, 1/25/18, 1st qtr. vs. Clemson, 12/15/16, 2nd qtr.	18-4 +14
4. vs. Arkansas, 1/9/20, 1st qtr. vs. Purdue, 12/15/19, 2nd qtr.	19-6 +13
vs. CofC, 12/5/17, 1st qtr.	18-5 +13
vs. Saint Peter's, 11/22/16, 1st qtr.	19-6 +13
vs. Hampton, 12/16/15, 4th qtr.	16-3 +13
15-2 +13	

INDIVIDUAL	
<b>Scoring</b>	
<b>Most</b>	<b>Points</b>
1. Kaela Davis at Auburn, 1/5/17, 1st qtr.	19
2. A'ja Wilson vs. Notre Dame, 11/26/17, 4th qtr.	18
3. Alexis Jennings at Florida, 2/17/19, 3rd qtr.	17
4. Kaela Davis vs. Quinnipiac, 3/25/17, 3rd qtr. Tina Roy vs. Arkansas, 1/3/16, 3rd qtr.	15
<b>Rebounding</b>	
<b>Most</b>	<b>Rebs</b>
1. Aliyah Boston vs. Arkansas, 1/9/20, 1st qtr.	9
Alaina Coates at Arkansas, 2/5/17, 1st qtr.	9
Alaina Coates at Georgia, 1/26/17, 2nd qtr.	9
4. A'ja Wilson vs. Stanford, 3/31/17, 3rd qtr.	8
A'ja Wilson vs. Mississippi State, 3/5/17, 4th qtr.	8
Alaina Coates vs. Georgia, 1/12/17, 1st qtr.	8
A'ja Wilson at Florida, 1/8/17, 2nd qtr.	8
A'ja Wilson vs. UCLA, 12/18/16, 4th qtr.	8
Alaina Coates vs. Louisville, 11/27/16, 3rd qtr.	8
Alaina Coates vs. Hampton, 11/20/16, 3rd qtr.	8
Alaina Coates vs. Ole Miss, 1/28/16, 2nd qtr.	8



# Colonial Life Arena

## Notables

- 5-Time National Attendance Leader (2015-present)
- NCAA Tournament Host in 2015, 2016, 2017, 2018
- 76 consecutive regular-season games with at least 10,000 fans (Jan. 2, 2015) – overall streak, including postseason games, is 41 (Nov. 10, 2017)
- 4 official sellouts (18,000) since 2015-16 season
- 2 undefeated seasons at home
- Longest home win streak – 45 games (2/24/13-2/4/16)

## Top 10 Attendance

18,000	Mississippi State, 3/3/19
18,000	UConn, 2/1/18
18,000	Kentucky, 2/26/17
18,000	UConn, 2/8/16
17,712	Clemson, 11/22/02*
17,156	Kentucky, 1/11/15
16,815	Ohio State, 11/13/15
16,465	Auburn, 1/2/15
16,429	Duke, 12/6/15
16,186	Georgia, 2/18/16

\* Inaugural Night of Colonial Life Arena

## Year-by-Year Record

Year	Record	Pct.	Att. Avg.
2002-03	14-2	.875	3,244
2003-04	5-6	.455	1,828
2004-05	8-9	.471	1,764
2005-06	12-5	.706	1,455
2006-07	15-5	.750	1,845
2007-08	12-6	.667	1,802
2008-09	6-9	.400	2,793
2009-10	7-5	.583	3,442
2010-11	14-5	.737	2,996
2011-12	12-3	.800	3,139
2012-13	12-3	.800	4,082
2013-14	16-0	1.000	6,371
2014-15	16-0	1.000	12,293
2015-16	16-1	.941	14,364
2016-17	15-1	.938	12,277
2017-18	15-2	.882	13,239
2018-19	11-4	.733	11,539
2019-20	9-0	1.000	11,070
<b>Total</b>	<b>215-66</b>	<b>.765</b>	<b>6,086</b>
<i>Staley Era</i>	<i>149-33</i>	<i>.819</i>	<i>8,134</i>

In women's basketball, Colonial Life Arena has become one of the most feared places to play as enormous crowds fill the building with passion for the Gamecocks.

The state of South Carolina has rallied around head coach Dawn Staley's program in unprecedented numbers as the Gamecocks have led the nation in average attendance in each of the last five seasons. The Gamecocks were one of a few programs to finish the season averaging over 10,000 fans and boast four sellouts (18,000) in the last four seasons.

Colonial Life Arena is more than just the home of South Carolina men's and women's basketball, though. It is also a thriving entertainment venue that the city of Columbia and its surrounding metropolitan area are able to enjoy throughout the year.

Colonial Life Arena is the largest arena in the state of South Carolina with 18,000 seats, and the 10th-largest on-campus basketball facility in the nation. Located on the beautiful University of South Carolina campus, this one-of-a-kind facility features 41 suites, four entertainment suites, and the Frank McGuire Club, a full-service hospitality room that has a capacity of 300. The state-of-the-art facility also features plush seating, a technologically advanced sound system and a one-of-a-kind selection of unique concession foods that will delight fans of all ages.

In Summer 2017, a 12-display centerhung video board and ribbon boards were added to the arena bowl at a cost of \$4.2 million. The centerhung board features four convex-curved main displays that measure approximately 12' x 20' and can show any combination of live video, instant replays, statistics and game information, graphics and animations, and sponsorship messages.

The Arena has hosted numerous sold out shows, including Barnum and Bailey Circus, Paul McCartney, country superstars Kenny Chesney and Taylor Swift, WWE Wrestling, Kanye West and numerous other acts.

The largest building ever constructed at the University of South Carolina at 342,000 square feet, the Arena has an intimate double-deck design that puts every seat close to the action. The cantilever of the upper deck over the lower deck extends further than any other arena of its size with great sight lines.

Two spacious locker rooms for Gamecock men's and women's basketball include team meeting rooms, recruiting rooms, coaches locker rooms and an athletic training room.

*“It is a beautiful thing to see unfold because a lot of people really didn't think it could get done. I tip my hat to Gamecock Nation for making this a wonderful place and creating a home court advantage that allows us to win close basketball games.”*

– South Carolina Head Coach Dawn Staley



# Dawn Staley

**Head Coach**  
**12th Season at South Carolina**  
**Virginia, 1992**



Catapulting South Carolina into the national spotlight, Dawn Staley has made the Gamecocks a mainstay in the battle for SEC and national championships. In 2017-18, she capped her first decade in Garnet and Black by leading her team to its fourth-straight SEC Tournament title, the first four-peat champion in league history, and celebrating the program's first National Player of the Year and No. 1 WNBA Draft pick in A'ja Wilson. The Gamecocks went on to sign the first No. 1 recruiting class in program history, landing four of the nation's top 11 prospects in the Class of 2019.

Staley's resume at the helm of the Gamecocks includes:

- 2017 NCAA National Championship
- 144 consecutive weeks ranked in the AP Top 25, including 73 weeks in the top five and 15 at No. 1
- Seven 25-win seasons, including three 30-win campaigns led by a school-record 34 victories in 2014-15
- Four SEC regular-season championships (2014, 2015, 2016, 2017)
- Four SEC Tournament titles (2015, 2016, 2017, 2018)
- Two top-two recruiting classes (#1 in 2019, #2 in 2014)
- Five NCAA Attendance titles, averaging over 10,000 fans each season (2015, 2016, 2017, 2018, 2019)

While her coaching career is in full bloom, Staley is still recognized for her body of work as a one of the most decorated participants in United States women's basketball history. The Naismith Memorial Basketball Hall of Fame solidified that legacy with her enshrinement as part of the Class of 2013. The Phoenix Club of Philadelphia established the Dawn Staley Award recognizing the nation's top guard in women's Division I basketball in 2013 as well. Staley was inducted into the Women's Basketball Hall of Fame as part of the Class of 2012 and was one of the final nominees for induction to the U.S. Olympic Hall of Fame the same year. In the summer of 2011, the WNBA recognized her as one of the league's "Top 15," honoring the most influential players in the league's history.

At the helm of the Gamecocks over the last 11 seasons, Staley has been named National Coach of the Year (2014, Basketball Times), a Naismith National Coach of the Year Finalist (2014, 2015, 2016), SEC Coach of the Year (2014, Coaches and AP; 2015, Coaches; 2016, Coaches and AP) and BCA Female Coach of the Year (2012). She became the fastest coach to 200 wins in program history, needing just 277 games at South Carolina to reach the plateau.

Under Staley's leadership, five Gamecocks have collected 10 All-America selections, two have picked up five SEC Player of the Year honors, two have earned SEC Defensive Player of the Year recognition a total of three times, one has been the SEC 6th Player of the Year and five were named SEC Freshman of the Year. She has coached 15 Gamecocks to All-SEC honors a combined 29 times, including 12 first-team selections, and six Gamecocks have been selected in the WNBA Draft, including 2018 No. 1 pick A'ja Wilson who went on to earn WNBA Rookie of the Year honors a year after Allisha Gray became the first Gamecock to capture the honor in 2017. Two other Gamecocks have also earned WNBA All-Rookie honors.

On Staley's watch, the Gamecocks are enjoying the most sustained success in program history. After posting back-to-back 25-win seasons in 2011-12 and 2012-13 for the first time in more than 30 years, the 2014-15 team broke the school record with 34 wins. South Carolina won more SEC games than the season before in each of her first seven seasons, culminating in the 2015-16 team recording just the second 16-0 conference record in league history. Staley's 122 SEC wins account for 65.6 percent of the program's total 186 wins over its 27 seasons in the league. She has delivered the only SEC championships in program history, and she has helped the Gamecocks to eight of the program's nine top-four finishes in the SEC.

## YEAR-BY-YEAR COACHING RECORD

Year	School	Record	Conf. Rec.	Conf. Finish	Postseason
2000-01	Temple	19-11	11-5	2nd East	WNIT
2001-02	Temple	20-11	12-4	2nd East	A-10 Tourn. Champ./NCAA 1st Round
2002-03	Temple	14-15	9-7	2nd East	
2003-04	Temple	21-10	14-2	1st East	A-10 Tourn. Champ./NCAA 1st Round
2004-05	Temple	28-4	16-0	1st East*	A-10 Tourn. Champ./NCAA 2nd Round
2005-06	Temple	24-8	12-4	3rd	A-10 Tourn. Champ./NCAA 1st Round
2006-07	Temple	25-8	13-1	2nd	NCAA 2nd Round
2007-08	Temple	21-13	12-2	T-1st	NCAA 1st Round
2008-09	South Carolina	10-18	2-12	11th	
2009-10	South Carolina	14-15	7-9	T-7th	
2010-11	South Carolina	18-15	8-8	T-5th	WNIT 2nd Round
2011-12	South Carolina	25-10	10-6	T-4th	NCAA Sweet 16
2012-13	South Carolina	25-8	11-5	T-4th	NCAA 2nd Round
2013-14	South Carolina	29-5	14-2	1st	NCAA Sweet 16
2014-15	South Carolina	34-3	15-1	T-1st	SEC Tourn. Champ./NCAA Final Four
2015-16	South Carolina	33-2	16-0	1st	SEC Tourn. Champ./NCAA Sweet 16
2016-17	South Carolina	33-4	14-2	1st	SEC Tourn. Champ./NCAA Champ.
2017-18	South Carolina	29-7	12-4	T-2nd	SEC Tourn. Champ./NCAA Elite Eight
2018-19	South Carolina	23-10	13-3	2nd	NCAA Sweet 16
2019-20	South Carolina	20-1	8-0		
<b>Career</b>	<b>20th season</b>	<b>465-178</b>	<b>228-77</b>		
<b>At SC</b>	<b>12th season</b>	<b>293-98</b>	<b>129-52</b>		

## QUICK FACTS

### Coaching Highlights

#### College

- 14 NCAA Tournament Appearances (8 at South Carolina)
- NCAA National Champion (2017)
- 15 20-Win Seasons (9 at South Carolina)
- 5 Regular-Season Conference Titles (SEC 2014, 2015, 2016, 2017; A-10 2008)
- 8 Conference Tournament Titles (SEC 2015, 2016, 2017, 2018; A-10 2002, 2004, 2005, 2006)
- 3-time Naismith National Coach of the Year Finalist (2014, 2015, 2016)
- Basketball Times National Coach of the Year (2014)
- 4-time WBCA Region Coach of the Year (Region 3 2014, 2015, 2016; Region 1 2005)
- Five-time Conference Coach of the Year (SEC 2014, 2015, 2016; A-10 2004, 2005)

#### USA Basketball

- Senior National Team Head Coach (2017-20) – FIBA AmeriCup gold medal (2019), FIBA World Cup gold medal (2018), National Coach of the Year (2018)
- Senior National Team Asst. Coach (2006-08, 2014-16) – Rio Olympics gold medal (2016), FIBA World Championship gold medal (2014), Beijing Olympics gold medal (2008), FIBA Americas Championship gold medal (2007), FIBA World Championship bronze medal (2006)
- U19 National Team Head Coach – FIBA U19 World Championship gold medal (2015), co-National Coach of the Year (2015)
- U18 National Team Head Coach – FIBA U18 Americas Championship gold medal (2014)
- Pan Am Games Head Coach – Gold medal (2007)

### Playing Highlights

#### U.S. Professional – 11 seasons

- Five-time WNBA All-Star (2001, 2002, 2003, 2005, 2006)
- Two-time ABL All-Star (1997, 1998)
- WNBA All-Decade Team

#### USA Basketball

- Olympic gold medalist (1996, 2000, 2004)
- Flag bearer for U.S. in Olympic Games Opening Ceremony (2004)
- Two-time USA Basketball Female Athlete of the Year (1994, 2004)

#### College – Virginia (1989-92)

- Kodak All-America (1990, 1991, 1992)
- Honda-Broderick Cup Award for Collegiate Female Athlete of the Year (1991)
- Two-time ACC Player of the Year (1991, 1992)
- NCAA Tournament MOP (1991)

### Other Notables

- Naismith Memorial Basketball Hall of Fame, Class of 2013
- Order of the Palmetto Recipient (2013)
- Women's Basketball Hall of Fame, Class of 2012

## STALEY-ERA TEAM RECORDS

**Scoring**

<b>Most</b>	<b>Points</b>
1. vs. USC Upstate, 11/21/19	112
2. vs. Savannah State, 12/14/14	111
3. vs. Alabama State, 11/5/19	103
4. at Alabama, 1/8/15	102
5. vs. ETSU, 11/22/18	101
vs. Western Carolina, 11/30/17	101

<b>Fewest</b>	<b>Points</b>
1. at Stanford, 11/26/10	32*
2. vs. Georgia, 3/4/11	34
3. vs. Mississippi State, 3/5/09	39
4. at Georgia, 1/13/13	40
5. at Mississippi State, 2/26/09	41

<b>Fewest Allowed</b>	<b>Points</b>
1. vs. South Carolina State, 12/14/11	21
2. vs. Presbyterian, 11/27/11	24
3. vs. NC Central, 12/1/14	26
vs. SC State, 12/22/13	26
5. vs. NC Central, 12/2/13	27

<b>Most Allowed</b>	<b>Points</b>
1. at Connecticut, 2/11/19	97
2. vs. Arkansas, 3/8/19	95
3. vs. Baylor, 12/2/18	94
vs. Connecticut, 3/26/18	94
at Clemson, 11/19/09	94

**Margin of Outcome**

<b>Victory</b>	<b>Score</b>	<b>Margin</b>
1. vs. USC Upstate, 11/21/19	112-32	+80
2. vs. Charleston Southern, 11/8/13	99-29	+70
3. vs. Alabama State, 11/10/17	99-31	+68
vs. NC Central, 12/1/14	90-26	+64
5. vs. Savannah State, 12/14/14	111-49	+62

<b>Defeat</b>	<b>Score</b>	<b>Margin</b>
1. at Stanford, 11/26/10	32-70	-38
2. vs. Georgia, 3/4/11	34-66	-32
3. vs. Stanford, 12/19/08	47-78	-31
4. at Penn State, 11/21/10	48-78	-30
5. vs. Connecticut, 3/26/18	65-94	-29
vs. Connecticut, 12/28/08	48-77	-29

**Field Goals**

<b>Made</b>	<b>FGM</b>
1. vs. USC Upstate, 11/21/19	43
2. vs. Savannah State, 12/17/17	39
vs. Western Carolina, 11/30/17	39
vs. Charleston Southern, 11/8/13	39
5. vs. Minnesota, 12/11/16	38
vs. Savannah State, 12/14/14	38
vs. Clemson, 11/20/14	38

<b>Attempts</b>	<b>FGA</b>
1. at Arkansas, 2/3/19	80
2. vs. Arkansas, 1/9/20	79
3. vs. USC Upstate, 11/21/19	77
4. vs. Purdue, 12/15/19	76
vs. Penn State, 11/20/11	76

<b>Highest Percentage</b> (Min. 40 FGA)	<b>FGM-A</b>	<b>Pct</b>
1. at Vanderbilt, 1/18/18	36-54	.667
2. vs. Savannah State, 3/20/15	34-53	.642
3. at Alabama, 1/8/15	37-58	.638
4. vs. Kentucky, 2/26/17	34-55	.618
5. vs. Florida State, 3/29/15	30-49	.612

<b>Lowest Percentage</b> (Min. 40 FGA)	<b>FGM-A</b>	<b>Pct</b>
1. at Stanford, 11/26/10	12-55	.218
2. vs. Georgia, 3/4/11	12-52	.231
3. at Florida, 1/20/13	15-64	.234
4. at Kentucky, 2/5/09	13-55	.236
5. at Georgia, 1/2/11	13-54	.241

<b>Lowest %age Allowed</b> (Min. 40 FGA)	<b>FGM-A</b>	<b>Pct</b>
1. vs. South Carolina State, 12/14/11	6-48	.125
2. vs. USC Upstate, 11/21/19	10-63	.159
3. vs. NC Central, 12/2/13	8-50	.160
4. vs. Charleston Southern, 11/8/13	10-54	.185
5. vs. Arkansas, 3/6/15	11-57	.193
vs. Hampton, 11/22/12	11-57	.193

<b>Highest %age Allowed</b> (Min. 40 FGA)	<b>FGM-A</b>	<b>Pct</b>
1. vs. Connecticut, 3/26/18	37-63	.587
2. vs. Connecticut, 2/11/19	37-65	.569
3. vs. Connecticut, 12/28/08	35-62	.565
vs. Florida, 1/9/11	26-46	.565
5. vs. Tennessee, 1/14/18	31-55	.564

**3-Point Field Goals**

<b>Made</b>	<b>3FGM</b>
1. vs. Minnesota, 12/11/16	16
2. vs. Temple, 12/21/18	15
3. vs. Appalachian State, 12/5/18	14
at Auburn, 1/5/17	14
5. vs. USC Upstate, 11/21/19	12
vs. Kentucky, 3/5/16	12

<b>Attempts</b>	<b>3FGA</b>
1. vs. Minnesota, 12/11/16	33
2. vs. Syracuse, 3/25/16	32
3. vs. Temple, 12/21/18	31
4. vs. Drake, 11/24/18 (includes overtime)	30
5. vs. Penn State, 11/20/11	29

<b>Percentage</b> (Min. 5 3FGA)	<b>3FGM-A</b>	<b>Pct</b>
1. vs. ETSU, 11/22/18	11-16	.688
2. vs. Kentucky, 2/18/18	6-9	.667
vs. Oregon State, 3/25/14	4-6	.667
vs. Ole Miss, 1/30/14	4-6	.667
vs. Savannah State, 12/28/13	4-6	.667
vs. Western Carolina, 12/29/12	6-9	.667
at Alabama, 1/10/10	8-12	.667
vs. Charlotte, 12/21/08	8-12	.667

**Free Throws**

<b>Made</b>	<b>FTM</b>
1. vs. Savannah State, 12/14/14	34
vs. Oregon State, 3/25/14	34
3. vs. Missouri, 1/10/16	32
vs. Ole Miss, 1/30/14	32
at Mississippi State, 1/6/12	32

<b>Attempts</b>	<b>FTA</b>
1. at Mississippi State, 1/6/13	50
2. vs. Savannah State, 12/28/13	48
3. vs. Savannah State, 12/14/14	47
4. vs. Missouri, 2/2/14	46
5. vs. Seton Hall, 11/17/13	44
vs. South Carolina State, 12/21/12	44

<b>Percentage</b> (Min. 10 FTA)	<b>FTM-A</b>	<b>Pct</b>
1. vs. Quinnipiac, 3/25/17	18-19	.947
2. at Texas A&M, 2/23/17	15-16	.923
3. vs. Kentucky, 2/18/18	23-25	.920
4. vs. Temple, 12/21/18	11-12	.917
5. vs. Mississippi State, 3/4/18	10-11	.909
vs. Alabama, 1/19/14	10-11	.909

**Rebounding**

<b>Total</b>	<b>Rebs</b>
1. vs. Arkansas, 1/9/20	63
2. at Missouri, 1/16/20	62
vs. Arkansas, 1/25/18	62
vs. College of Charleston, 11/14/13	62
5. at Florida, 1/20/13	59

<b>Margin</b>	<b>Rebs</b>	<b>Margin</b>
1. vs. Savannah State, 12/14/14	56-21	+35
2. vs. Hampton, 12/16/15	52-19	+33
3. at Missouri, 1/16/20	62-30	+32
4. vs. Arkansas, 1/25/18	62-31	+31
5. vs. Arkansas, 1/9/20	63-33	+30

<b>Offensive</b>	<b>Off. Rebs</b>
1. vs. Elon, 11/9/12	29
2. vs. Arkansas, 1/25/18	27
vs. College of Charleston, 11/23/11	27
4. at Missouri, 1/16/20	26
vs. Kansas, 3/25/13	26
at Florida, 1/20/13	26

**Turnovers**

<b>Fewest</b>	<b>TOs</b>
1. at Tennessee, 2/2/12	4
2. at Ole Miss, 1/4/18	5
vs. UNC Asheville, 3/17/17	5
vs. Vanderbilt, 2/16/17	5
vs. CSU Bakersfield, 11/28/15	5
at Clemson, 11/18/15	5
vs. Syracuse, 11/28/14	5
vs. Tennessee, 2/23/15	5
at Missouri, 2/28/13	5
vs. Georgia, 3/2/12	5
vs. Ole Miss, 3/3/11	5

<b>Most</b>	<b>TOs</b>
1. at Wake Forest, 12/3/08	32
2. at Ole Miss, 2/25/16	29
vs. Hampton, 11/22/12	29
vs. Kentucky, 1/15/12	29
5. at Kentucky, 1/13/11	28

**Assists**

1. vs. Minnesota, 12/11/16	29
2. vs. USC Upstate, 11/21/19	28
3. vs. NC Central, 12/1/14	26
4. vs. Appalachian State, 11/17/19	25
vs. Winthrop, 12/13/15	25
vs. UNCG, 11/15/15	25
vs. San Diego State, 11/23/14	25
vs. Clemson, 11/20/14	25
vs. Alabama, 1/19/14	25
vs. Charleston Southern, 11/8/13	25

**Steals**

1. at Alabama State, 11/11/18	22
2. vs. Alabama State, 11/10/17	21
vs. NC Central, 12/1/14	21
vs. Furman, 12/11/11	21
5. vs. USC Upstate, 11/21/19	18
vs. San Diego State, 11/23/14	18

**Blocked Shots**

1. vs. Appalachian State, 11/17/19	17*
2. vs. Alabama State, 11/5/19	16
vs. Clemson, 11/15/18	16
vs. Winthrop, 12/13/15	16
5. vs. Arkansas, 3/6/15	15

\* indicates also a school record



# LAETICIA AMIHHERE

6-4 • R-Fr. • Forward • Mississauga, Ontario

# 15

## Career Stats at South Carolina

Season	gp-gs	min/avg	fg-fga	pct	3fg-fga	pct	ft-fa	pct	off	def	tot	avg	pf	fo	ast	to	blk	stl	pts	avg
2019-20	20-0	276/13.8	36-79	.456	4-9	.444	25-51	.490	26	52	78	3.9	44	1	14	32	22	12	101	5.1
TOTAL	20-0	276/13.8	36-79	.456	4-9	.444	25-51	.490	26	52	78	3.9	44	1	14	32	22	12	101	5.1

## High School Notables

- Ranked the No. 10 overall recruit and the No. 2 forward in the 2019 class
- Saw her high school career shortened by season-ending injuries in her junior and senior seasons, the latter of which allowed her to graduate early and enroll at South Carolina in January 2019
- Earned honorable mention All-America honors from the WBCA (2019) and was selected for the 2019 Biosteel All-Canadian Basketball Game
- Has won two medals in two international competitions with Team Canada – bronze at the 2017 FIBA U19 World Cup (All-Tournament Team) and gold at the 2015 FIBA U16 Americas Cup
- Played five exhibition games with the Canada Senior Women's National Team in 2017
- Became first Canadian woman to dunk in a game when she threw one down at the age of 15

## Season Highlights

- Has been rediscovering her feel for the game and explosiveness after overcoming a Fall 2018 injury
- Currently in Canada for national team trials for the upcoming FIBA Olympic Qualifying Tournament in Belgium (Feb. 6-9)
- Strong second half at Ole Miss (Jan. 30), shooting 6-of-6 in the period for all of her career-high 16 points
- Solid all around game at Vanderbilt (Jan. 12) with 11 points, five rebounds, two blocks and two steals
- Great SEC debut with aggressive offensive mentality for season-high 14 points against #13/13 Kentucky (Jan. 2)
- Snagged four of her career-high nine rebounds in the fourth quarter against Purdue (Dec. 15)
- Grabbed a pair of key rebounds and hit three straight free throws to end a 10-0 run that got Temple (Dec. 7) within two points early in the third quarter
- Scored six of her then career-high 10 points in the first half against USC Upstate (Nov. 21), beginning with her first 3 of the season
- Missed the Appalachian State (Nov. 17) game to be with Team Canada for the FIBA Women's Olympic Pre-Qualifying Americas Tournament in Edmonton
- Was aggressive on the glass in college debut against Alabama State (Nov. 5)

## Awards

### High School

WBCA All-America, Honorable Mention (2019)

### Team Canada

- 2019 National Team Pool
- 2017 FIBA U19 World Cup, bronze medal
- 2017 FIBA U19 World Cup, All-Tournament Team
- 2016 FIBA U17 FIBA World Cup
- 2015 FIBA U16 Americas Cup, gold medal

## Miscellaneous

	Season	Career	Record
<b>10+ Points</b>	4	4	4-0
<b>Team-High Pts.</b>	1	1	1-0
<b>Team-High Rebs.</b>	1	1	1-0
<b>Tm-High Assists</b>	1	1	1-0

## Career Highs

<b>Pts</b> .....	16 at Ole Miss, 1/30/20
<b>FG</b> .....	6, 2x, last at Ole Miss, 1/30/20
<b>FGA</b> .....	9 at Vanderbilt, 1/12/20
<b>3FG</b> .....	2 at Ole Miss, 1/30/20
<b>3FGA</b> .....	3 at Ole Miss, 1/30/20
<b>FT</b> .....	3, 3x, last at Missouri, 1/16/20
<b>FTA</b> .....	6 vs. Washington St., 11/29/19
<b>Reb</b> .....	9 vs. Purdue, 12/15/19
<b>Off Reb</b> .....	3, 2x, last at Missouri, 1/16/20
<b>Blk</b> .....	3, 2x, last at Ole Miss, 1/30/20
<b>Stl</b> .....	3 vs. Purdue, 12/15/19
<b>Asst</b> .....	3 vs. Duke, 12/19/19
<b>Min</b> .....	22 at Ole Miss, 1/30/20

## SEC Career Highs

<b>Pts</b> .....	16 at Ole Miss, 1/30/20
<b>FG</b> .....	6, 2x, last at Ole Miss, 1/30/20
<b>FGA</b> .....	8, 2x, last at Ole Miss, 1/30/20
<b>3FG</b> .....	2 at Ole Miss, 1/30/20
<b>3FGA</b> .....	3 at Ole Miss, 1/30/20
<b>FT</b> .....	3, 2x, last at Missouri, 1/16/20
<b>FTA</b> .....	4, 3x, last at Georgia, 1/26/20
<b>Reb</b> .....	7 at Missouri, 1/16/20
<b>Off Reb</b> .....	3 at Missouri, 1/16/20
<b>Blk</b> .....	3, 2x, last at Ole Miss, 1/30/20
<b>Stl</b> .....	2 at Vanderbilt, 1/12/20
<b>Asst</b> .....	2 at Georgia, 1/26/20
<b>Min</b> .....	22 at Ole Miss, 1/30/20

## GAME-BY-GAME

Opponent	Date	gs	min	Total		3-Pointers		Free throws		Rebounds				pf	a	t/o	blk	stl	pts	avg
				fg-fga	pct	3fg-fga	pct	ft-fa	pct	off	def	tot	avg							
ALABAMA STATE	11/05/19	14	2-3	.667	0-0	.000	2-4	.500	2	4	6	6.0	2	1	4	2	0	6	6.0	
at #4/5 Maryland	11/10/19	6	0-0	.000	0-0	.000	1-2	.500	0	1	1	3.5	0	0	1	0	1	1	3.5	
at Dayton	11/13/19	15	1-3	.333	0-0	.000	0-0	.000	2	1	3	3.3	4	3	3	0	0	2	3.0	
USC UPSTATE	11/21/19	20	4-7	.571	1-1	1.000	1-2	.500	2	4	6	4.0	3	1	1	1	0	10	4.8	
at Clemson	11/24/19	14	0-3	.000	0-1	.000	1-2	.500	0	6	6	4.4	3	0	2	2	1	1	4.0	
vs #17/23 Indiana	11/28/19	17	2-4	.500	0-0	.000	1-4	.250	0	4	4	4.3	1	0	1	1	1	5	4.2	
vs Washington State	11/29/19	15	0-3	.000	0-0	.000	1-6	.167	1	3	4	4.3	4	0	2	0	0	1	3.7	
vs #2/2 Baylor	11/30/19	8	1-2	.500	0-1	.000	1-2	.500	1	0	1	3.9	1	0	0	0	0	3	3.6	
at Temple	12/07/19	11	1-3	.333	0-1	.000	3-4	.750	3	1	4	3.9	3	0	1	2	0	5	3.8	
PURDUE	12/15/19	18	0-3	.000	0-0	.000	1-2	.500	1	8	9	4.4	1	1	2	2	3	1	3.5	
DUKE	12/19/19	15	3-6	.500	0-0	.000	2-2	1.000	2	2	4	4.4	3	3	4	1	2	8	3.9	
#25/21 SOUTH DAKOTA	12/22/19	11	0-1	.000	0-0	.000	0-2	.000	0	2	2	4.2	2	0	1	1	0	0	3.6	
#13/13 KENTUCKY	01/02/20	17	6-8	.750	0-1	.000	2-3	.667	2	2	4	4.2	2	1	0	1	0	14	4.4	
at Alabama	01/05/20	11	2-3	.667	0-0	.000	0-0	.000	1	2	3	4.1	3	0	0	0	1	4	4.4	
#21/21 ARKANSAS	01/09/20	7	2-3	.667	0-0	.000	0-0	.000	1	1	2	3.9	0	0	1	0	0	4	4.3	
at Vanderbilt	01/12/20	19	4-9	.444	0-0	.000	3-4	.750	2	3	5	4.0	4	1	3	2	2	11	4.8	
at Mizou	01/16/20	16	1-7	.143	1-1	1.000	3-4	.750	3	4	7	4.2	5	1	2	1	0	6	4.8	
#9/9 MISSISSIPPI ST	01/20/20	4	0-1	.000	0-0	.000	0-2	.000	2	0	2	4.1	1	0	2	0	0	0	4.6	
at Georgia	01/26/20	16	1-2	.500	0-0	.000	1-4	.250	1	3	4	4.1	1	2	0	3	0	3	4.5	
at Ole Miss	01/30/20	22	6-8	.750	2-3	.667	2-2	1.000	0	1	1	3.9	1	0	2	3	1	16	5.1	
Totals		0	276	36-79	.456	4-9	.444	25-51	.490	26	52	78	3.9	44	14	32	22	12	101	5.1

Games played: 20  
 Minutes/game: 13.8  
 Points/game: 5.1  
 FG Pct: 45.6  
 3FG Pct: 44.4  
 FT Pct: 49.0

Rebounds/game: 3.9  
 Assists/game: 0.7  
 Turnovers/game: 1.6  
 Assist/turnover ratio: 0.4  
 Steals/game: 0.6  
 Blocks/game: 1.1



# BREA BEAL

6-1 • Fr. • Guard • Rock Island, Ill.

# 12

## Career Stats at South Carolina

Season	gp-gs	min/avg	fg-fga	pct	3fg-fga	pct	ft-fa	pct	off	def	tot	avg	pf	fo	ast	to	blk	stl	pts	avg
2019-20	21-21	463/22.0	47-121	.388	9-35	.257	33-59	.559	36	90	126	6.0	29	0	25	34	13	22	136	6.5
TOTAL	21-21	463/22.0	47-121	.388	9-35	.257	33-59	.559	36	90	126	6.0	29	0	25	34	13	22	136	6.5

## High School Notables

- Ranked No. 11 recruit in the Class of 2019 and the No. 3 wing player in the class
- Earned consensus All-America selection after her senior season (2018-19), during which she averaged 26.0 points, 14.0 rebounds and 5.0 assists
- Named Illinois Ms. Basketball three times (2017, 2018, 2019), adding Illinois AP Class 4A Second-Team All-State honors as a freshman
- Also captured Illinois Player of the Year honors from Gatorade (2017, 2018, 2019) and USA Today (2019)
- Played in the McDonald's All-American Game and the Jordan Brand Classic (2019)
- Finished career is all-time leading scorer in Western Big 6 history
- Helped Rock Island to 30-2 record and sectional title as a senior (2018-19)

## Season Highlights

- Steady, solid player at a number of positions ... regularly draws toughest defensive assignment
- Ranked 19th in the SEC in rebounding (6.0), 12th in rebounds per conference game (6.0)
- Snagged a career-best 13 rebounds at Missouri (Jan. 16), six of which came in the first quarter
- Pulled down 12 rebounds against #21/21 Arkansas (Jan. 9), including four offensive in the second quarter
- Scored five of the team's first 11 points and added three steals in opening quarter of her SEC debut against #13/13 Kentucky (Jan. 2) ... tied her career-high scoring by halftime en route to game-high tying 15 points
- Caught fire in the third quarter at Clemson (Nov. 24), scoring eight of her then career-high 11 points in the period
- Cracked double figures for the first time against App State (Nov. 17), scoring six of her 10 points in the fourth quarter
- With 10 rebounds at Dayton (Nov. 13), became first Gamecock freshman to post back-to-back double-digit rebound games since A'ja Wilson in 2014-15
- Grabbed seven of her team-high 10 rebounds at #4/5 Maryland (Nov. 10) in the third quarter to help stymie a Terrapin run
- Drew the start in her first career game against Alabama State (Nov. 5)

## Awards

### High School

- Naismith All-America Third Team (2019)
- WBCA All-America Third Team (2019)
- McDonald's All-America (2019)
- USA Today Illinois Player of the Year (2019)
- Gatorade Illinois Player of the Year (2017, 2018, 2019)
- Illinois Ms. Basketball (2017, 2018, 2019)

## Miscellaneous

	Season	Career	Record
<b>10+ Points</b>	5	5	5-0
<b>10+ Rebounds</b>	4	4	4-0
<b>Team-High Points</b>	1	1	1-0
<b>Team-High Rebs.</b>	3	3	3-0
<b>Team-High Assts.</b>	2	2	2-0

## Career Highs

- Pts** ..... 15 vs. Kentucky, 1/2/20
- FG** ..... 7 vs. Kentucky, 1/2/20
- FGA** ..... 11 vs. Kentucky, 1/2/20
- 3FG** ..... 3 at Clemson, 11/24/19
- 3FGA** ..... 5 at Clemson, 11/24/19
- FT** ..... 8 at Maryland, 11/10/19
- FTA** ..... 12 at Maryland, 11/10/19
- Reb** ..... 13 at Missouri, 1/16/20
- Blk** ..... 2, 3x last at Missouri, 1/16/20
- Stl** ..... 3, 4x, last vs. Mississippi State, 1/20/20
- Asst** ..... 4, 2x, last vs. Appalachian State, 11/17/19
- Min** ..... 32 vs. Indiana, 11/28/19

## SEC Career Highs

- Pts** ..... 15 vs. Kentucky, 1/2/20
- FG** ..... 7 vs. Kentucky, 1/2/20
- FGA** ..... 11 vs. Kentucky, 1/2/20
- 3FG** ..... 1 at Georgia, 1/26/20
- 3FGA** ..... 3 vs. Kentucky, 1/2/20
- FT** ..... 3, 2x, last at Missouri, 1/16/20
- FTA** ..... 6 at Missouri, 1/16/20
- Reb** ..... 13 at Missouri, 1/16/20
- Blk** ..... 2 at Missouri, 1/16/20
- Stl** ..... 3, 2x vs. Mississippi State, 1/20/20
- Asst** ..... 2 at Alabama, 1/5/20
- Min** ..... 28 at Missouri, 1/16/20

## GAME-BY-GAME

Opponent	Date	gs	min	Total		3-point		Free throws		Rebounds		pf	a	t/o	blk	stl	pts	avg			
				fg-fga	pct	3fg-fga	pct	ft-fa	pct	off	def								tot	avg	
ALABAMA STATE	11/05/19	*	17	1-5	.200	1-2	.500	1-2	.500	1	4	5	5.0	3	3	0	0	4	4.0		
at #4/5 Maryland	11/10/19	*	26	0-6	.000	0-2	.000	8-12	.667	2	8	10	7.5	0	4	0	1	1	8	6.0	
at Dayton	11/13/19	*	22	0-4	.000	0-1	.000	1-4	.250	4	6	10	8.3	1	1	0	0	1	4.3		
APPALACHIAN STATE	11/17/19	*	20	3-6	.500	0-1	.000	4-4	1.000	1	8	9	8.5	3	4	4	2	0	10	5.8	
USC UPSTATE	11/21/19	*	15	3-4	.750	0-0	.000	0-0	.000	2	1	3	7.4	0	3	1	1	1	6	5.8	
at Clemson	11/24/19	*	24	4-7	.571	3-5	.600	0-0	.000	0	3	3	6.7	1	2	2	0	3	11	6.7	
vs #17/23 Indiana	11/28/19	*	32	4-10	.400	0-4	.000	1-5	.200	2	4	6	6.6	0	0	3	0	0	9	7.0	
vs Washington State	11/29/19	*	23	2-2	1.000	0-0	.000	0-0	.000	0	4	4	6.3	2	0	3	0	0	4	6.6	
vs #2/2 Baylor	11/30/19	*	26	2-4	.500	0-2	.000	1-2	.500	0	5	5	6.1	3	0	3	1	0	5	6.4	
at Temple	12/07/19	*	20	3-7	.429	2-3	.667	2-3	.667	1	6	7	6.2	0	0	3	0	0	10	6.8	
PURDUE	12/15/19	*	16	1-6	.167	0-1	.000	3-3	1.000	0	4	4	6.0	1	0	1	1	2	5	6.6	
DUKE	12/19/19	*	25	3-7	.429	1-4	.250	3-6	.500	3	4	7	6.1	0	2	2	2	3	10	6.9	
#25/21 SOUTH DAKOTA	12/22/19	*	23	3-8	.375	1-1	1.000	2-2	1.000	3	2	5	6.0	2	0	2	0	0	9	7.1	
#13/13 KENTUCKY	01/02/20	*	23	7-11	.636	0-0	.000	1-4	.250	3	2	5	5.9	3	1	2	1	3	15	7.6	
at Alabama	01/05/20	*	15	0-3	.000	0-3	.000	0-0	.000	0	4	4	5.8	3	2	3	0	2	0	7.1	
#21/21 ARKANSAS	01/09/20	*	25	2-6	.333	0-1	.000	0-1	.000	6	6	12	6.2	2	1	2	0	0	4	6.9	
at Vanderbilt	01/12/20	*	20	2-3	.667	0-0	.000	3-4	.750	0	6	6	6.2	1	1	0	1	2	7	6.9	
at Mizzou	01/16/20	*	28	0-2	.000	0-1	.000	3-6	.500	5	8	13	6.6	1	0	0	2	2	3	6.7	
#9/9 MISSISSIPPI ST	01/20/20	*	25	2-5	.400	0-0	.000	0-0	.000	2	2	4	6.4	2	0	1	1	3	4	6.6	
at Georgia	01/26/20	*	21	3-7	.429	1-1	1.000	0-1	.000	0	2	2	6.2	1	0	1	0	0	7	6.6	
at Ole Miss	01/30/20	*	17	2-8	.250	0-3	.000	0-0	.000	1	1	2	6.0	0	1	1	0	0	4	6.5	
Totals			21	463	47-121	.388	9-35	.257	33-59	.559	36	90	126	6.0	29	25	34	13	22	136	6.5

Games played: 21  
 Minutes/game: 22.0  
 Points/game: 6.5  
 FG Pct: 38.8  
 3FG Pct: 25.7  
 FT Pct: 55.9

Rebounds/game: 6.0  
 Assists/game: 1.2  
 Turnovers/game: 1.6  
 Assist/turnover ratio: 0.7  
 Steals/game: 1.0  
 Blocks/game: 0.6



# ALIYAH BOSTON

6-5 • Fr. • Forward • St. Thomas, U.S.V.I.

4

## Career Stats at South Carolina

Season	gp-gs	min/avg	fg-fga	pct	3fg-fga	pct	ft-fa	pct	off	def	tot	avg	pf	fo	ast	to	blk	stl	pts	avg
2019-20	21-21	483/23.0	115-185	.622	0-0	.000	47-61	.770	81	105	186	8.9	48	1	26	23	56	27	277	13.2
TOTAL	21-21	483/23.0	115-185	.622	0-0	.000	47-61	.770	81	105	186	8.9	48	1	26	23	56	27	277	13.2

## High School Notables

- Ranked No. 3 recruit in the Class of 2019 and the top post player in the class
- Earned consensus All-America selection after her senior season (2018-19), during which she averaged 17.3 points, 10.6 rebounds and 3.2 blocks
- Captured Massachusetts Player of the Year honors from Gatorade (2017, 2018, 2019) and USA Today (2019)
- Played in the McDonald's All-American Game and the Jordan Brand Classic (2019)
- Named NEPSAC Class A Player of the Year (2018, 2019) and a NEPSAC Class A All-Star in 2017
- Helped Worcester Academy to 24-1 record and second-straight New England Prep School Athletic Council (NEPSAC) Class A championship in 2018-19

## Season Highlights

- Physical forward who thrives on contact in the post with solid shooting range
- 17th in the nation in blocks per game and eighth in field goal percentage – second in the SEC in both
- In SEC, 16th in scoring, third in rebounding (best among freshmen), third in offensive rebounds (4.3)
- Averages a double-double against SEC teams and vs. ranked teams
- Showed shooting range at Georgia (Jan. 26), hitting 4-of-5 outside the paint en route to team-high scoring honors
- Notched eighth double-double with 12 rebounds and a career-high 21 points, including seven in the fourth quarter, against #9/9 Mississippi State (Jan. 20)
- Was an absolute force against #21/21 Arkansas (Jan. 9), snagging a Gamecock freshman-record 25 rebounds, including nine in the first quarter, during which she also netted eight points
- Earned first career SEC double-double (17 pts/12 rebs) at Alabama (Jan. 5) with four of the team's first six points
- Found a groove early against #13/13 Kentucky (Jan. 2), scoring eight of her 14 points in the dominant first quarter
- Notched 10 of her 20 points and six of her 13 rebounds in the fourth quarter against #2/2 Baylor (Nov. 30) to clinch Paradise Jam Reef Division MVP honors
- Hit all six field goal attempts against Appalachian State (Nov. 17), the fifth perfect-shooting game by a freshman in Gamecock history
- Set inside tone early at #4/5 Maryland (Nov. 10), scoring eight of the team's first 10 points and blocking five shots in the opening quarter
- Posted first triple-double by a freshman in program history and the first by any NCAA Div. I player in her career debut against Alabama State (Nov. 5), including a school-record tying 10 blocks

## Awards

- 2020 Naismith Def. POY Midseason Team
- 2020 Wooden Award Midseason Top 25
- 2020 Lisa Leslie and Ann Meyers Drysdale Watch Lists
- 4x SEC Freshman of the Week (Nov. 12, Nov. 25, Dec. 3)
- USBWA National Freshman of the Week (Dec. 3)
- Paradise Jam Reef Division MVP

## High School

- Naismith, WBCA All-America Second Team (2019)
- McDonald's and SLAM All-America (2019)
- USA Today Massachusetts Player of the Year (2019)
- Gatorade Massachusetts POY (2017, 2018, 2019)

## USA Basketball

- 2019 FIBA U19 World Cup, gold medal
- 2018 Youth Olympic Games 3x3, gold medal
- 2018 FIBA U17 World Cup, gold medal, All-Star Five
- 2017 FIBA U16 Americas Cup, gold medal, MVP

## In the Record Books

### Game

- T-1st – Blocks in a game (10 vs. Alabama State, 11/5/19)
- 2nd – Rebounds in a game (25 vs. Arkansas, 1/9/20)
- Most rebounds by a freshman (25 vs. Arkansas, 1/9/20)

## Miscellaneous

	Season	Career	Record
Triple-Double	1	1	1-0
Double-Double	8	8	8-0
10+ Points	19	19	18-1
10+ Rebounds	8	8	8-0
5+ Blocks	4	4	4-0
Tm-High Points	5	5	5-0
Tm-High Rebs.	15	15	15-0

## Career Highs

- Pts ..... 21 vs. Mississippi State, 1/20/20
  - FG ..... 10 vs. Mississippi State, 1/20/20
  - FGA ..... 14, 3x, last vs. Mississippi State, 1/20/20
  - FT ..... 7 at Alabama, 1/5/20
  - FTA ..... 9 at Alabama, 1/5/20
  - Reb ..... 25 vs. Arkansas, 1/9/20
  - Off Reb ..... 10 vs. Arkansas, 1/9/20
  - Blk ..... 10 vs. Alabama State, 11/5/19\*
  - Min ..... 32, 2x, last vs. Baylor, 11/30/19
- \* indicates school record

## SEC Career Highs

- Pts ..... 21 vs. Mississippi State, 1/20/20
- FG ..... 10 vs. Mississippi State, 1/20/20
- FGA ..... 14, 2x, last vs. Mississippi State, 1/20/20
- FT ..... 7 at Alabama, 1/5/20
- FTA ..... 9 at Alabama, 1/5/20
- Reb ..... 25 vs. Arkansas, 1/9/20
- Off Reb ..... 10 vs. Arkansas, 1/9/20
- Blk ..... 5 vs. Arkansas, 1/9/20
- Min ..... 31 vs. Mississippi State, 1/20/20

## GAME-BY-GAME

Opponent	Date	gs	min	Total		3-Pointers		Free throws		Rebounds				pf	a	t/o	blk	stl	pts	avg	
				fg-fga	pct	3fg-fga	pct	ft-fa	pct	off	def	tot	avg								
ALABAMA STATE	11/05/19	*	21	3-8	.375	0-0	.000	6-8	.750	7	5	12	12.0	2	1	0	10	3	12	12.0	
at #4/5 Maryland	11/10/19	*	32	6-10	.600	0-0	.000	2-2	1.000	2	5	7	9.5	3	1	0	5	0	14	13.0	
at Dayton	11/13/19	*	16	5-6	.833	0-0	.000	1-2	.500	0	2	2	7.0	2	0	0	1	1	11	12.3	
APPALACHIAN STATE	11/17/19	*	23	6-6	1.000	0-0	.000	2-4	.500	5	5	10	7.8	3	3	1	4	2	14	12.8	
USC UPSTATE	11/21/19	*	17	8-9	.889	0-0	.000	2-2	1.000	5	5	10	8.2	0	2	0	3	2	18	13.8	
at Clemson	11/24/19	*	19	5-7	.714	0-0	.000	3-5	.600	1	3	4	7.5	2	1	0	1	3	13	13.7	
vs #17/23 Indiana	11/28/19	*	14	5-6	.833	0-0	.000	0-0	.000	2	0	2	6.7	5	0	2	1	0	10	13.1	
vs Washington State	11/29/19	*	21	7-10	.700	0-0	.000	1-2	.500	5	3	8	6.9	4	2	1	1	2	15	13.4	
vs #2/2 Baylor	11/30/19	*	32	9-12	.750	0-0	.000	2-2	1.000	4	9	13	7.6	3	0	0	2	0	20	14.1	
at Temple	12/07/19	*	29	4-14	.286	0-0	.000	2-2	1.000	6	2	8	7.6	2	2	0	3	2	10	13.7	
PURDUE	12/15/19	*	25	5-9	.556	0-0	.000	0-0	.000	1	5	6	7.5	3	4	2	4	2	10	13.4	
DUKE	12/19/19	*	22	5-8	.625	0-0	.000	0-0	.000	4	4	8	7.5	2	1	0	1	1	10	13.1	
#25/21 SOUTH DAKOTA	12/22/19	*	27	1-5	.200	0-0	.000	5-6	.833	5	4	9	7.6	3	1	5	5	1	7	12.6	
#13/13 KENTUCKY	01/02/20	*	23	5-7	.714	0-0	.000	4-4	1.000	4	2	6	7.5	1	2	1	0	1	14	12.7	
at Alabama	01/05/20	*	21	5-8	.625	0-0	.000	7-9	.778	5	7	12	7.8	2	0	3	3	1	17	13.0	
#21/21 ARKANSAS	01/09/20	*	30	7-14	.500	0-0	.000	5-6	.833	10	15	25	8.9	2	0	0	5	1	19	13.4	
at Vanderbilt	01/12/20	*	19	5-9	.556	0-0	.000	0-0	.000	1	7	8	8.8	1	0	0	3	1	10	13.2	
at Mizou	01/16/20	*	20	5-12	.417	0-0	.000	0-0	.000	6	4	10	8.9	3	1	3	1	0	10	13.0	
#9/9 MISSISSIPPI ST	01/20/20	*	31	10-14	.714	0-0	.000	1-1	1.000	4	8	12	9.1	3	3	1	1	0	21	13.4	
at Georgia	01/26/20	*	23	6-8	.750	0-0	.000	3-4	.750	1	5	6	8.9	2	1	3	0	4	15	13.5	
at Ole Miss	01/30/20	*	18	3-3	1.000	0-0	.000	1-2	.500	3	5	8	8.9	0	1	1	1	1	7	13.2	
Totals			21	483	115-185	.622	0-0	.000	47-61	.770	81	105	186	8.9	48	26	23	56	27	277	13.2

Games played: 21  
 Minutes/game: 23.0  
 Points/game: 13.2  
 FG Pct: 62.2  
 FT Pct: 77.0

Rebounds/game: 8.9  
 Assists/game: 1.2  
 Turnovers/game: 1.1  
 Assist/turnover ratio: 1.1  
 Steals/game: 1.3  
 Blocks/game: 2.7



# ZIA COOKE

5-9 • Fr. • Guard • Toledo, Ohio

1

## Career Stats at South Carolina

Season	gp-gs	min/avg	fg-fga	pct	3fg-fga	pct	ft-fa	pct	off	def	tot	avg	pf	fo	ast	to	blk	stl	pts	avg
2019-20	21-21	545/26.0	89-236	.377	26-70	.371	48-63	.762	25	41	66	3.1	39	0	42	37	5	28	252	12.0
TOTAL	21-21	545/26.0	89-236	.377	26-70	.371	48-63	.762	25	41	66	3.1	39	0	42	37	5	28	252	12.0

## High School Notables

- Ranked No. 4 recruit in the Class of 2019 and the top point guard in the class
- Earned consensus All-America selection after her senior season (2018-19)
- Played in the McDonald's All-American Game and the Jordan Brand Classic (2019)
- Helped Rogers to a pair of Ohio Division II State Championships (2018, 2019)
- Captured multiple player of the year honors from Ohio Prep Sportswriters Association (OPSWA) Division II (2019), Toledo Blade (2018, 2019), Toledo City League (2017, 2018)
- Named to at least one all-state team in each of her last three seasons at Rogers

## Season Highlights

- Dynamic, athletic guard with the ability to score in a variety of ways
- Ranks 28th in the SEC in scoring, 10th in league games (14.6)
- Has led the team or tied for team lead in scoring in five SEC games, cracking double figures in six
- Made the clutch play of the night against #9/9 Mississippi State, intercepting an in-bounds pass with six seconds left to seal the Carolina win ... scored five of her 13 points in the final quarter as well
- Went on a personal 10-2 run over 1:40 of the first quarter against #21/21 Arkansas (Jan. 9) en route to second-straight 20-point SEC game
- Bookended her team-high 20 points at Alabama (Jan. 5) with seven first-quarter and eight fourth-quarter points, including a quick 3 after the Tide had cut the lead to 10 early in the final period
- Scored six of team's first 10 points on the third quarter of SEC debut against #13/13 Kentucky (Jan. 2)
- Scored eight of her 14 points against Purdue (Dec. 15) in the third quarter, including four points in seven seconds to stop a 7-2 Boilermaker run
- Had best outside shooting night by a Gamecock freshman since 2011 with five 3s at Dayton (Nov. 13), finishing with 27 points for the most by a Gamecock freshman since 2009
- Added six of her 10 points at #4/5 Maryland (Nov. 10) in the second quarter to stretch lead into double figures at halftime
- Netted double-figures in her debut against Alabama State (Nov. 5), tying for team-high honors with 13 points

## Awards

- Naismith HS Player of the Year Finalist (2019)
- Naismith HS All-America First Team (2019)
- WBCA HS All-America First Team (2019)
- McDonald's HS All-America (2019)
- SLAM HS All-America (2019)
- USA Today All-USA Third Team (2019)
- OPSWA Division II Ohio Player of the Year (2019)

## USA Basketball

- 2018 FIBA U17 World Cup, gold medal
- 2017 FIBA U16 Americas Cup, gold medal

## Miscellaneous

	Season	Career	Record
<b>20+ Points</b>	3	3	3-0
<b>10+ Points</b>	14	14	14-0
<b>Tm-High Points</b>	8	8	8-0
<b>Tm-High Assists</b>	2	2	2-0

## Career Highs

<b>Pts</b> .....	27 at Dayton, 11/13/19
<b>FG</b> .....	9 at Dayton, 11/13/19
<b>FGA</b> .....	23 vs. Arkansas, 1/9/20
<b>3FG</b> .....	5 at Dayton, 11/13/19
<b>3FGA</b> .....	9 vs. Arkansas, 1/9/20
<b>FT</b> .....	6, 2x, last at Vanderbilt, 1/12/20
<b>FTA</b> .....	7, 3x, last at Georgia, 1/26/20
<b>Reb</b> .....	7 at Dayton, 11/13/19
<b>Blk</b> .....	1, 5x, last vs. Mississippi State, 1/20/20
<b>Stl</b> .....	4 vs. USC Upstate, 11/21/19
<b>Asst</b> .....	5 vs. USC Upstate, 11/21/19
<b>Min</b> .....	34 vs. Indiana, 11/28/19

## SEC Career Highs

<b>Pts</b> .....	21 vs. Arkansas, 1/9/20
<b>FG</b> .....	7, 2x, last vs. Arkansas, 1/9/20
<b>FGA</b> .....	23 vs. Arkansas, 1/9/20
<b>3FG</b> .....	4 vs. Arkansas, 1/9/20
<b>3FGA</b> .....	9 vs. Arkansas, 1/9/20
<b>FT</b> .....	6 at Vanderbilt, 1/12/20
<b>FTA</b> .....	7, 2x, last at Georgia, 1/26/20
<b>Reb</b> .....	6 vs. Mississippi State, 1/20/20
<b>Blk</b> .....	1 vs. Mississippi State, 1/20/20
<b>Stl</b> .....	3 at Alabama, 1/5/20
<b>Asst</b> .....	4 vs. Kentucky, 1/2/20
<b>Min</b> .....	33 vs. Arkansas, 1/9/20

## GAME-BY-GAME

Opponent	Date	gs	min	Total		3-Pointers		Free throws		Rebounds				pf	a	t/o	blk	stl	pts	avg	
				fg-fga	pct	3fg-fga	pct	ft-fa	pct	off	def	tot	avg								
ALABAMA STATE	11/05/19	*	24	5-14	.357	0-3	.000	3-3	1.000	2	1	3	3.0	0	2	0	1	2	13	13.0	
at #4/5 Maryland	11/10/19	*	23	2-9	.222	0-3	.000	6-6	1.000	1	3	4	3.5	4	1	4	0	0	10	11.5	
at Dayton	11/13/19	*	30	9-15	.600	5-6	.833	4-6	.667	5	2	7	4.7	2	1	5	0	1	27	16.7	
APPALACHIAN STATE	11/17/19	*	24	2-4	.500	2-3	.667	1-2	.500	0	2	2	4.0	3	3	1	1	2	7	14.3	
USC UPSTATE	11/21/19	*	25	3-12	.250	1-5	.200	1-2	.500	0	1	1	3.4	2	5	1	0	4	8	13.0	
at Clemson	11/24/19	*	24	4-11	.364	1-3	.333	1-1	1.000	0	1	1	3.0	2	3	3	0	1	10	12.5	
vs #17/23 Indiana	11/28/19	*	34	4-19	.211	1-5	.200	1-1	1.000	3	1	4	3.1	2	2	1	0	0	10	12.1	
vs Washington State	11/29/19	*	27	3-9	.333	0-0	.000	0-0	.000	0	3	3	3.1	1	3	0	0	1	6	11.4	
vs #2/2 Baylor	11/30/19	*	10	0-2	.000	0-0	.000	2-2	1.000	0	1	1	2.9	4	0	2	1	0	2	10.3	
at Temple	12/07/19	*	26	1-7	.143	1-2	.500	0-0	.000	0	2	2	2.8	1	3	2	1	1	3	9.6	
PURDUE	12/15/19	*	29	7-16	.438	0-2	.000	0-0	.000	3	2	5	3.0	1	3	1	0	2	14	10.0	
DUKE	12/19/19	*	22	3-11	.273	1-4	.250	5-7	.714	1	3	4	3.1	1	2	0	0	2	12	10.2	
#25/21 SOUTH DAKOTA	12/22/19	*	25	6-11	.545	1-2	.500	0-0	.000	0	1	1	2.9	2	0	2	0	2	13	10.4	
#13/13 KENTUCKY	01/02/20	*	29	6-12	.500	1-1	1.000	2-2	1.000	1	2	3	2.9	2	4	0	0	2	15	10.7	
at Alabama	01/05/20	*	29	7-14	.500	2-3	.667	4-6	.667	2	0	2	2.9	2	1	2	0	3	20	11.3	
#21/21 ARKANSAS	01/09/20	*	33	7-23	.304	4-9	.444	3-4	.750	2	3	5	3.0	1	1	3	0	1	21	11.9	
at Vanderbilt	01/12/20	*	22	5-10	.500	1-6	.167	6-7	.857	0	2	2	2.9	1	1	1	0	0	17	12.2	
at Mizzou	01/16/20	*	27	5-11	.455	3-6	.500	1-2	.500	1	2	3	2.9	0	1	4	0	1	14	12.3	
#9/9 MISSISSIPPI ST	01/20/20	*	32	5-14	.357	2-6	.333	1-1	1.000	2	4	6	3.1	3	2	1	1	1	13	12.4	
at Georgia	01/26/20	*	27	2-6	.333	0-0	.000	5-7	.714	1	4	5	3.2	2	1	3	0	1	9	12.2	
at Ole Miss	01/30/20	*	23	3-6	.500	0-1	.000	2-4	.500	1	1	2	3.1	3	3	1	0	1	8	12.0	
Totals			21	545	89-236	.377	26-70	.371	48-63	.762	25	41	66	3.1	39	42	37	5	28	252	12.0

Games played: 21  
 Minutes/game: 26.0  
 Points/game: 12.0  
 FG Pct: 37.7  
 3FG Pct: 37.1  
 FT Pct: 76.2

Rebounds/game: 3.1  
 Assists/game: 2.0  
 Turnovers/game: 1.8  
 Assist/turnover ratio: 1.1  
 Steals/game: 1.3  
 Blocks/game: 0.2



# LELE GRISSETT

6-2 • Jr. • Guard/Forward • Durham, N.C.

# 24

## Career Stats at South Carolina

Season	gp-gs	min/avg	fg-fga	pct	3fg-fga	pct	ft-fa	pct	off	def	tot	avg	pf	fo	ast	to	blk	stl	pts	avg
2017-18	36-3	477/13.3	56-119	.471	0-0	.000	39-70	.557	56	77	133	3.7	84	0	18	53	7	24	151	4.2
2018-19	31-2	368/11.9	41-73	.562	0-0	.000	24-44	.545	59	64	123	4.0	61	2	9	33	17	11	106	3.4
2019-20	21-0	359/17.1	46-79	.582	0-2	.000	35-49	.714	49	42	91	4.3	35	0	25	23	15	16	127	6.0
<b>TOTAL</b>	<b>88-5</b>	<b>1204/13.7</b>	<b>143-271</b>	<b>.528</b>	<b>0-2</b>	<b>.000</b>	<b>98-163</b>	<b>.601</b>	<b>164</b>	<b>183</b>	<b>347</b>	<b>3.9</b>	<b>180</b>	<b>2</b>	<b>52</b>	<b>109</b>	<b>39</b>	<b>51</b>	<b>384</b>	<b>4.4</b>

## Career Notables

- Played in all but two games during her first two seasons, always playing with energy and passion
- Posted her first career double-double in the 2018-19 regular-season meeting with then-#4/5 Baylor (Dec. 2)
- Started at Vanderbilt (Jan. 18, 2018) and turned in a career night, shooting 11-of-12 from the field for 22 points – the first Gamecock freshman 20-point outing in SEC play in three years (20 by A’ja Wilson vs. Vanderbilt, 2/15/15)

## Season Highlights

- Made the transition from forward to guard and working hard at all aspects of the position
- Dropped all 11 of her points in the fourth quarter at Georgia (Jan. 26)
- Scored six of her team-high 17 points against #25/21 South Dakota (Dec. 22) off her five offensive rebounds
- Poured in a team-high 12 points against Duke (Dec. 19) including a perfect 4-4 from the charity stripe for her second consecutive game in double figures
- Thrived in up-tempo game against Purdue (Dec. 15), scoring in double figures for second time and career-high tying five offensive rebounds
- Dished out two of her career-high four assists during the game-opening 32-0 run against App State (Nov. 17)
- Tied her career high with five offensive rebounds against Alabama State (Nov. 5)

## Miscellaneous

	Season	Career	Record
<b>Double-Double</b>	0	1	0-1
<b>20+ Points</b>	0	1	1-0
<b>10+ Points</b>	5	10	8-2
<b>10+ Rebounds</b>	0	1	0-1
<b>1m-High Points</b>	2	2	2-0
<b>1m-High Rebs.</b>	0	9	6-3
<b>Team-High Assts.</b>	1	1	1-0

## Career Highs

<b>Pts</b>	22 at Vanderbilt, 1/18/18
<b>FG</b>	11 at Vanderbilt, 1/18/18
<b>FGA</b>	12 at Vanderbilt, 1/18/18
<b>FT</b>	5, 2x, last at Missouri, 1/16/20
<b>FTA</b>	8 vs. College of Charleston, 12/5/17
<b>Reb</b>	10 vs. Baylor, 12/2/18
<b>Off Reb</b>	5, 5x, last vs. Purdue, 12/15/19
<b>Blk</b>	3, 2x, last at Vanderbilt, 1/12/20
<b>Stl</b>	4 vs. Alabama State, 11/10/17
<b>Asst</b>	4 vs. Appalachian State, 11/17/19
<b>Min</b>	29 vs. Tennessee, 1/14/18

## SEC Career Highs

<b>Pts</b>	22 at Vanderbilt, 1/18/18
<b>FG</b>	11 at Vanderbilt, 1/18/18
<b>FGA</b>	12 at Vanderbilt, 1/18/18
<b>FT</b>	5 at Missouri, 1/16/20
<b>FTA</b>	6 at Missouri, 1/16/20
<b>Reb</b>	9, 3x, last at LSU, 1/13/19
<b>Off Reb</b>	5, 2x, last vs. Ole Miss, 2/7/19
<b>Blk</b>	3 at Vanderbilt, 1/12/20
<b>Stl</b>	3 vs. Arkansas, 1/25/18
<b>Asst</b>	2, 2x, last at Missouri, 1/16/20
<b>Min</b>	29 vs. Tennessee, 1/14/18

## GAME-BY-GAME

Opponent	Date	gs	min	Total		3-Pointers		Free throws		Rebounds				pf	a	t/o	blk	stl	pts	avg
				fg-fga	pct	3fg-fga	pct	ft-fa	pct	off	def	tot	avg							
ALABAMA STATE	11/05/19	22	5-6	.833	0-0	.000	0-2	.000	5	2	7	7.0	3	1	0	1	2	10	10.0	
at #4/5 Maryland	11/10/19	12	1-1	1.000	0-0	.000	1-2	.500	4	0	4	5.5	3	0	1	0	0	3	6.5	
at Dayton	11/13/19	21	1-3	.333	0-0	.000	0-0	.000	2	5	7	6.0	1	2	3	2	0	2	5.0	
APPALACHIAN STATE	11/17/19	22	1-6	.167	0-0	.000	1-2	.500	2	3	5	5.8	3	4	1	0	1	3	4.5	
USC UPSTATE	11/21/19	19	2-3	.667	0-1	.000	3-3	1.000	2	1	3	5.2	1	2	0	1	2	7	5.0	
at Clemson	11/24/19	17	3-6	.500	0-0	.000	0-1	.000	2	3	5	5.2	1	1	2	3	2	6	5.2	
vs #17/23 Indiana	11/28/19	6	0-0	.000	0-0	.000	1-2	.500	2	0	2	4.7	1	0	0	0	0	1	4.6	
vs Washington State	11/29/19	17	2-5	.400	0-0	.000	0-0	.000	2	3	5	4.8	1	0	0	1	2	4	4.5	
vs #2/2 Baylor	11/30/19	15	0-0	.000	0-0	.000	1-2	.500	1	1	2	4.4	2	1	1	0	0	1	4.1	
at Temple	12/07/19	16	0-1	.000	0-0	.000	0-0	.000	1	2	3	4.3	1	2	1	0	1	0	3.7	
PURDUE	12/15/19	19	5-8	.625	0-0	.000	1-3	.333	5	3	8	4.6	1	1	1	2	1	11	4.4	
DUKE	12/19/19	15	4-4	1.000	0-0	.000	4-4	1.000	0	3	3	4.5	4	1	1	1	2	12	5.0	
#25/21 SOUTH DAKOTA	12/22/19	24	6-10	.600	0-1	.000	5-7	.714	5	1	6	4.6	2	1	3	0	1	17	5.9	
#13/13 KENTUCKY	01/02/20	15	2-2	1.000	0-0	.000	4-4	1.000	1	2	3	4.5	3	0	0	0	0	8	6.1	
at Alabama	01/05/20	15	0-3	.000	0-0	.000	0-0	.000	2	1	3	4.4	2	2	1	0	0	0	5.7	
#21/21 ARKANSAS	01/09/20	15	2-2	1.000	0-0	.000	4-4	1.000	3	1	4	4.4	1	1	1	0	0	8	5.8	
at Vanderbilt	01/12/20	20	3-4	.750	0-0	.000	1-1	1.000	1	3	4	4.4	0	1	3	3	0	7	5.9	
at Mizzou	01/16/20	19	0-1	.000	0-0	.000	5-6	.833	2	6	8	4.6	2	2	0	0	0	5	5.8	
#9/9 MISSISSIPPI ST	01/20/20	11	2-4	.500	0-0	.000	0-2	.000	2	0	2	4.4	1	0	0	1	0	4	5.7	
at Georgia	01/26/20	16	4-4	1.000	0-0	.000	3-3	1.000	2	1	3	4.4	1	2	2	0	2	11	6.0	
at Ole Miss	01/30/20	23	3-6	.500	0-0	.000	1-1	1.000	3	1	4	4.3	1	1	2	0	0	7	6.0	
<b>Totals</b>		<b>0</b>	<b>359</b>	<b>46-79</b>	<b>.582</b>	<b>0-2</b>	<b>.000</b>	<b>35-49</b>	<b>.714</b>	<b>49</b>	<b>42</b>	<b>91</b>	<b>4.3</b>	<b>35</b>	<b>25</b>	<b>23</b>	<b>15</b>	<b>16</b>	<b>127</b>	<b>6.0</b>

Games played: 21  
 Minutes/game: 17.1  
 Points/game: 6.0  
 FG Pct: 58.2  
 3FG Pct: 0.0  
 FT Pct: 71.4

Rebounds/game: 4.3  
 Assists/game: 1.2  
 Turnovers/game: 1.1  
 Assist/turnover ratio: 1.1  
 Steals/game: 0.8  
 Blocks/game: 0.7

## Season Highs

<b>Pts</b>	17 vs. South Dakota, 12/22/19
<b>FG</b>	6 vs. South Dakota, 12/22/19
<b>FGA</b>	10 vs. South Dakota, 12/22/19
<b>FT</b>	5, 2x, last at Missouri, 1/16/20
<b>FTA</b>	7 vs. South Dakota, 12/22/19
<b>Reb</b>	8, 2x, last at Missouri, 1/16/20
<b>Off Reb</b>	5, 3x, last vs. South Dakota, 12/22/19
<b>Blk</b>	3, 2x, last at Vanderbilt, 1/12/20
<b>Stl</b>	2, 6x, last at Georgia, 1/26/20
<b>Asst</b>	4 vs. Appalachian State, 11/17/19
<b>Min</b>	24 vs. South Dakota, 12/22/19



# TYASHA HARRIS

5-10 • Sr. • Guard • Noblesville, Ind.

# 52

## Career Stats at South Carolina

Season	gp-gs	min/avg	fg-fga	pct	3fg-fga	pct	ft-fa	pct	off	def	tot	avg	pf	fo	ast	to	bik	stl	pts	avg
2016-17	37-27	973/26.3	75-175	.429	26-78	.333	33-49	.673	5	70	75	2.0	57	0	117	59	7	37	209	5.6
2017-18	36-35	1208/33.6	133-318	.418	32-107	.299	76-102	.745	11	110	121	3.4	53	2	220	93	7	79	374	10.4
2018-19	33-32	1040/31.5	123-309	.398	39-127	.307	76-89	.854	14	102	116	3.5	67	1	176	55	10	55	361	10.9
2019-20	21-21	586/27.9	95-221	.430	24-58	.414	44-49	.898	10	64	74	3.5	28	1	106	45	1	34	258	12.3
TOTAL	127-115	3807/30.0	426-1023	.416	121-370	.327	229-289	.792	40	346	386	3.0	205	4	619	252	25	205	1202	9.5

## Awards

- 2020 Wooden Award Midseason Top 25
- 2020 Preseason – Naismith, Wade, Wooden, Drysdale, Lieberman Watch Lists, All-SEC First Team
- SEC Player of the Week (1/21/20)
- espnW National Player of the Week (1/27/20)
- 2x All-SEC Second Team (Coaches, AP) – 2018, 2019
- 2019 Nancy Lieberman Award Finalist
- 2019 Dawn Staley Award Midseason Watch List
- 2x WBCA All-America Hon. Mention – 2018, 2019

- 2018 SEC All-Tournament Team
- 2017 SEC All-Freshman Team
- 2016-17 SEC First-Year Academic Honor Roll

### USA Basketball

- 2019 Pan Am Games, silver medal
- 2018 U.S. National Team Training Camp (Sept.)
- 2017 FIBA U19 World Cup, silver medal
- 2016 FIBA U18 Americas Cup, gold medal

## Career Notables

- Took over starting point guard duties full-time in Jan. 2017 and guided Gamecocks to SEC and NCAA titles that season, adding the 2018 SEC Tournament title to her resume as well
- One of two Gamecocks all-time with over 1,000 points and 600 assists in her career
- Is far and away the SEC's active leader in career assists and ranks fourth among active NCAA Div. I players
- Ranked the No. 27 overall recruit and the No. 8 point guard in the 2016 Class

## Season Highlights

- Calming presence whenever she is on the floor with excellent vision and decision-making
- Third in the SEC in assists (5.0), fourth in assist-to-turnover ratio (2.4)
- Tallied seven assists at Georgia (Jan. 26) to become the Gamecock's all-time leader in career assists
- Dropped 10 points and assisted on four of the Gamecocks' other five field goals in the first quarter against #9/9 Mississippi State (Jan. 20) and netted the last five of the game to seal the win
- Poured in 10 fourth-quarter points to hold off Alabama (Jan. 5) rally attempt
- Scored 12 of her 21 points at Temple (Dec. 7) in the fourth quarter to boost the Gamecocks to victory
- Got offense on track vs. #2/2 Baylor (Nov. 30) with a 3 and a steal turned layup to end an 8-2 opening run and steadied the Gamecocks late with a pair of free throws after the Lady Bears pulled within two in the fourth quarter
- Used a steal and layup to join the 1,000-point club in the third quarter against USC Upstate (Nov. 21)
- Controlled tempo in fourth quarter at #4/5 Maryland (Nov. 10) and scored five points in the final 1:07 to seal win

## GAME-BY-GAME

Opponent	Date	gs	min	Total		3-Pointers		Free throws		Rebounds				pf	a	t/o	bik	stl	pts	avg	
				fg-fga	pct	3fg-fga	pct	ft-fa	pct	off	def	tot	avg								
ALABAMA STATE	11/05/19	*	20	5-10	.500	0-1	1.000	1-1	1.000	1	4	5	5.0	0	4	3	0	2	11	11.0	
at #4/5 Maryland	11/10/19	*	38	3-14	.214	1-1	1.000	6-6	1.000	0	6	6	5.5	0	4	3	0	0	13	12.0	
at Dayton	11/13/19	*	23	2-8	.250	0-1	.000	0-0	.000	1	3	4	5.0	3	7	2	0	1	4	9.3	
APPALACHIAN STATE	11/17/19	*	21	5-10	.500	1-3	.333	0-0	.000	0	1	1	4.0	0	4	0	0	0	11	9.8	
USC UPSTATE	11/21/19	*	23	6-9	.667	4-5	.800	2-2	1.000	0	7	7	4.6	2	6	3	0	2	18	11.4	
at Clemson	11/24/19	*	26	5-10	.500	0-3	.000	2-2	1.000	0	4	4	4.5	0	4	0	0	2	12	11.5	
vs #17/23 Indiana	11/28/19	*	30	2-6	.333	1-3	.333	0-0	.000	0	1	1	4.0	5	5	4	0	4	5	10.6	
vs Washington State	11/29/19	*	30	3-11	.273	1-3	.333	0-0	.000	0	3	3	3.9	2	3	1	0	3	7	10.1	
vs #2/2 Baylor	11/30/19	*	37	7-18	.389	2-7	.286	4-6	.667	1	3	4	3.9	0	7	5	0	2	20	11.2	
at Temple	12/07/19	*	36	7-17	.412	1-5	.200	6-6	1.000	2	1	3	3.8	2	7	0	0	4	21	12.2	
PURDUE	12/15/19	*	24	6-8	.750	1-2	.500	1-1	1.000	0	2	2	3.6	2	5	2	1	2	14	12.4	
DUKE	12/19/19	*	24	3-7	.429	2-3	.667	3-5	.600	0	1	1	3.4	1	3	2	0	3	11	12.3	
#25/21 SOUTH DAKOTA	12/22/19	*	31	3-10	.300	1-3	.333	0-0	.000	0	4	4	3.5	3	3	4	0	0	7	11.8	
#13/13 KENTUCKY	01/02/20	*	26	4-8	.500	0-1	.000	2-2	1.000	1	4	5	3.6	2	3	4	0	0	10	11.7	
at Alabama	01/05/20	*	33	4-12	.333	2-4	.500	4-4	1.000	0	2	2	3.5	1	7	1	0	3	14	11.9	
#21/21 ARKANSAS	01/09/20	*	32	5-10	.500	1-2	.500	2-2	1.000	0	5	5	3.6	1	7	2	0	1	13	11.9	
at Vanderbilt	01/12/20	*	25	3-7	.429	2-4	.500	2-2	1.000	2	2	4	3.6	1	6	0	0	0	10	11.8	
at Mizou	01/16/20	*	25	4-13	.308	0-2	.000	3-3	1.000	0	4	4	3.6	0	5	4	0	1	11	11.8	
#9/9 MISSISSIPPI ST	01/20/20	*	36	8-15	.533	1-2	.500	6-7	.857	0	1	1	3.5	0	7	2	0	1	23	12.4	
at Georgia	01/26/20	*	24	6-10	.600	1-1	1.000	0-0	.000	0	3	3	3.5	3	7	1	0	1	13	12.4	
at Ole Miss	01/30/20	*	22	4-8	.500	2-2	1.000	0-0	.000	2	3	5	3.5	0	2	2	0	2	10	12.3	
Totals			21	586	95-221	.430	24-58	.414	44-49	.898	10	64	74	3.5	28	106	45	1	34	258	12.3

Games played: 21  
 Minutes/game: 27.9  
 Points/game: 12.3  
 FG Pct: 43.0  
 3FG Pct: 41.4  
 FT Pct: 89.8

Rebounds/game: 3.5  
 Assists/game: 5.0  
 Turnovers/game: 2.1  
 Assist/turnover ratio: 2.4  
 Steals/game: 1.6  
 Blocks/game: 0.0

## In the Record Books

- Career**
- 1st – Assists in a career (619)
  - 1st – Assists in an SEC career (327)
  - 1st – Points/Assists double-doubles in a career (9)
- Season**
- 1st – Assists in a season (220 in 2017-18)
  - 1st – Minutes played in a season (1,208 in 2017-18)
  - 1st – Games played in a season (37 in 2016-17)
  - 1st – Points/Assists double-doubles (6 in 2017-18)
  - 1st – Assists in an SEC season (104 in 2017-18)
  - 1st – Assist average in an SEC season (6.5 in 2017-18)

- Game**
- 1st – Assists in an SEC game (14 at Tennessee, 2/24/19)

## Miscellaneous

	Season	Career	Record
Double-Double	0	9	8-1
20+ Points	3	9	6-3
10+ Points	17	63	54-9
5+ Assists	11	66	59-7
5+ Steals	0	3	3-0
Tm-High Points	4	10	7-3
Tm-High Rebs.	0	2	2-0
Tm-High Assts.	18	91	76-15

## Career Highs

- Pts ..... 28 vs. Tennessee, 1/14/18
- FG ..... 9, 3x, last vs. Arkansas, 3/8/19
- FGA ..... 21 vs. Tennessee, 1/14/18
- 3FG ..... 4, 3x, last vs. USC Upstate, 11/21/19
- 3FGA ..... 8, 3x, last at Mississippi State, 1/17/19
- FT ..... 8, 2x, last at Auburn, 2/28/19
- FTA ..... 10 vs. Tennessee, 1/14/18
- Reb ..... 13 vs. Arkansas, 1/25/18
- Stl ..... 6, 2x, last vs. Savannah State, 12/17/17
- Asst ..... 14 at Tennessee, 2/24/19
- Min ..... 46 at Purdue, 12/16/18

## SEC Career Highs

- Pts ..... 28 vs. Tennessee, 1/14/18
- FG ..... 9 vs. Tennessee, 1/14/18
- FGA ..... 21 vs. Tennessee, 1/14/18
- 3FG ..... 4, 2x, last at Mississippi State, 1/17/19
- 3FGA ..... 8, 2x, last at Mississippi State, 1/17/19
- FT ..... 8 at Auburn, 2/28/19
- FTA ..... 10 vs. Tennessee, 1/14/18
- Reb ..... 13 vs. Arkansas, 1/25/18
- Stl ..... 4, 5x, last vs. Mississippi State, 3/3/19
- Asst ..... 14 at Tennessee, 2/24/19
- Min ..... 40 at Mississippi State, 1/17/19



# DESTANNI HENDERSON

5-7 • So. • Guard • Fort Myers, Fla.

3

## Career Stats at South Carolina

Season	gp-gs	min/avg	fg-fga	pct	3fg-fga	pct	ft-fa	pct	off	def	tot	avg	pf	fo	ast	to	blk	stl	pts	avg
2018-19	31-9	485/15.6	58-157	.369	29-78	.372	24-34	.706	14	35	49	1.6	30	0	40	40	2	16	169	5.5
2019-20	21-0	495/23.6	63-148	.426	21-59	.356	29-45	.644	9	50	59	2.8	21	0	56	46	2	30	176	8.4
<b>TOTAL</b>	<b>52-9</b>	<b>980/18.8</b>	<b>121-305</b>	<b>.397</b>	<b>50-137</b>	<b>.365</b>	<b>53-79</b>	<b>.671</b>	<b>23</b>	<b>85</b>	<b>108</b>	<b>2.1</b>	<b>51</b>	<b>0</b>	<b>96</b>	<b>86</b>	<b>4</b>	<b>46</b>	<b>345</b>	<b>6.6</b>

## Career Notables

- Hit her stride midway through SEC play as a freshman, earning four starts in the last nine games of the season
- Enjoyed a six-game stretch that included double-figure points five times, highlighted by 12 points on 4-of-8 3-point shooting against then-#16/17 Kentucky (Feb. 21, 2019)
- Rated No. 1 point guard and No. 9 overall recruit in Class of 2018
- Helped high school team to three state championships while amassing 1,649 career points

## Season Highlights

- Dynamic, slashing guard with solid outside shooting percentage
- Scored six of her 14 points in the fourth quarter at Georgia (Jan. 26)
- Hit a pair of 3s on hot-shooting night at Alabama (Jan. 5), including five points in an 8-0 fourth-quarter run that put the game out of reach
- Poured in a season best 17 points at Alabama (Jan. 5) including seven points during the fourth quarter
- Dished out a career-high eight assists in the SEC opener against #13/13 Kentucky (Jan. 2), including four in the second quarter
- Led the team with 15 points and had great defensive focus throughout the game against Purdue (Dec. 15)
- Scored five of her team-high 15 points in the fourth quarter against Purdue (Dec. 15) to help the Gamecocks seal the victory
- Notched four of her career-high five steals in the second quarter at Temple (Dec. 7) and hit a clutch 3 late in the third quarter after the Owls had closed within a point
- Drained a three to ignite a 10-0 run to give Carolina a lead it would not relinquish against #2/2 Baylor (Nov. 30)
- Bookended her 15-point game against USC Upstate (Nov. 21) with a six-point first quarter and a six-point fourth quarter

## Awards

- 2019 SEC All-Freshman Team
- 2019 SEC First-Year Academic Honor Roll

## High School

- McDonald's All-America (2018)
- Florida Dairy Farmers Miss Basketball (2018)
- Fla. Dairy Farmers Class 7A Plyr. of the Yr. (2017, 2018)

## USA Basketball

- 2016 FIBA U17 World Cup, bronze medal

## Miscellaneous

	Season	Career	Record
<b>10+ Points</b>	6	14	13-1
<b>5+ Assists</b>	2	3	3-0
<b>5+ Steals</b>	1	1	1-0
<b>Tm-High Points</b>	1	4	3-1
<b>Tm-High Rebs.</b>	1	1	1-0
<b>Tm-High Assts.</b>	4	5	5-0

## Career Highs

- Pts** ..... 19 at Arkansas, 2/3/19
- FG** ..... 7 at Arkansas, 2/3/19
- FGA** ..... 12 at Temple, 12/7/19
- 3FG** ..... 5 vs. USC Upstate, 11/21/19
- 3FGA** ..... 7 at Alabama State, 11/11/18
- FT** ..... 6 vs. Georgia, 2/14/19
- FTA** ..... 7 vs. Georgia, 2/14/19
- Reb** ..... 6, 2x, last vs. Purdue, 12/15/19
- Stl** ..... 5 at Temple, 12/7/19
- Asst** ..... 8 vs. Kentucky, 1/2/20
- Min** ..... 32 vs. Baylor, 11/30/19

## SEC Career Highs

- Pts** ..... 19 at Arkansas, 2/3/19
- FG** ..... 7 at Arkansas, 2/3/19
- FGA** ..... 11 at Arkansas, 2/3/19
- 3FG** ..... 4 vs. Kentucky, 2/21/19
- 3FGA** ..... 6 at Arkansas, 2/3/19
- FT** ..... 6 vs. Georgia, 2/14/19
- FTA** ..... 7 vs. Georgia, 2/14/19
- Reb** ..... 6 vs. Kentucky, 2/21/19
- Stl** ..... 3, 2x, last at Vanderbilt, 1/12/20
- Asst** ..... 8 vs. Kentucky, 1/2/20
- Min** ..... 30 at Florida, 2/17/19

## Season Highs

- Pts** ..... 17 at Alabama, 1/5/20
- FG** ..... 6, 2x, last vs. Purdue, 12/15/19
- FGA** ..... 12 at Temple, 12/7/19
- 3FG** ..... 5 vs. USC Upstate, 11/21/19
- 3FGA** ..... 6, 2x, last at Clemson, 11/24/19
- FT** ..... 5 at Alabama, 1/5/20
- FTA** ..... 6, 3x, last at Georgia, 1/26/20
- Reb** ..... 6 vs. Purdue, 12/15/19
- Stl** ..... 5 at Temple, 12/7/19
- Asst** ..... 8 vs. Kentucky, 1/2/20
- Min** ..... 32 vs. Baylor, 11/30/19

## GAME-BY-GAME

Opponent	Date	gs	min	Total		3-Pointers		Free throws		Rebounds				pf	a	t/o	blk	stl	pts	avg
				fg-fga	pct	3fg-fga	pct	ft-fa	pct	off	def	tot	avg							
ALABAMA STATE	11/05/19	30	3-7	.429	2-3	.667	0-0	.000	1	1	2	2.0	2	4	1	0	3	8	8.0	
at #4/5 Maryland	11/10/19	21	2-6	.333	0-1	.000	0-0	.000	1	4	5	3.5	1	0	2	0	1	4	6.0	
at Dayton	11/13/19	22	1-7	.143	0-1	.000	3-4	.750	0	4	4	3.7	1	3	3	0	1	5	5.7	
APPALACHIAN STATE	11/17/19	27	6-8	.750	2-3	.667	2-2	1.000	0	1	1	3.0	0	3	3	2	3	16	8.3	
USC UPSTATE	11/21/19	23	5-8	.625	5-6	.833	0-0	.000	1	4	5	3.4	0	5	3	0	3	15	9.6	
at Clemson	11/24/19	25	4-8	.500	2-6	.333	0-0	.000	0	2	2	3.2	3	4	2	0	1	10	9.7	
vs #17/23 Indiana	11/28/19	20	1-7	.143	0-5	.000	0-0	.000	1	1	2	3.0	1	3	1	0	1	2	8.6	
vs Washington State	11/29/19	25	3-7	.429	1-2	.500	2-4	.500	0	1	1	2.8	0	1	1	0	0	9	8.6	
vs #2/2 Baylor	11/30/19	32	3-6	.500	1-2	.500	1-2	.500	1	4	5	3.0	2	2	5	0	2	8	8.6	
at Temple	12/07/19	26	4-12	.333	2-5	.400	2-2	1.000	0	4	4	3.1	0	1	1	0	5	12	8.9	
PURDUE	12/15/19	29	6-11	.545	0-1	.000	3-6	.500	2	4	6	3.4	0	1	3	0	2	15	9.5	
DUKE	12/19/19	25	1-7	.143	0-2	.000	3-4	.750	0	2	2	3.3	1	2	3	0	0	5	9.1	
#25/21 SOUTH DAKOTA	12/22/19	15	2-7	.286	1-4	.250	0-0	.000	2	1	3	3.2	1	0	1	0	1	5	8.8	
#13/13 KENTUCKY	01/02/20	23	1-4	.250	0-2	.000	2-4	.500	0	1	1	3.1	1	8	3	0	3	4	8.4	
at Alabama	01/05/20	24	5-7	.714	2-4	.500	5-6	.833	0	2	2	3.0	3	2	1	0	0	17	9.0	
#21/21 ARKANSAS	01/09/20	15	2-6	.333	1-3	.333	0-0	.000	0	1	1	2.9	1	1	3	0	0	5	8.8	
at Vanderbilt	01/12/20	27	3-9	.333	0-3	.000	0-0	.000	0	1	1	2.8	1	4	2	0	3	6	8.6	
at Mizzou	01/16/20	20	2-5	.400	1-2	.500	0-2	.000	0	3	3	2.8	2	1	2	0	0	5	8.4	
#9/9 MISSISSIPPI ST	01/20/20	16	1-3	.333	0-2	.000	0-1	.000	0	1	1	2.7	0	2	2	0	0	2	8.1	
at Georgia	01/26/20	29	5-9	.556	0-0	.000	4-6	.667	0	6	6	2.9	0	6	2	0	1	14	8.4	
at Ole Miss	01/30/20	21	3-4	.750	1-2	.500	2-2	1.000	0	2	2	2.8	1	3	2	0	0	9	8.4	
<b>Totals</b>		<b>0</b>	<b>495</b>	<b>63-148</b>	<b>.426</b>	<b>21-59</b>	<b>.356</b>	<b>29-45</b>	<b>.644</b>	<b>9</b>	<b>50</b>	<b>59</b>	<b>2.8</b>	<b>21</b>	<b>56</b>	<b>46</b>	<b>2</b>	<b>30</b>	<b>176</b>	<b>8.4</b>

Games played: 21  
 Minutes/game: 23.6  
 Points/game: 8.4  
 FG Pct: 42.6  
 3FG Pct: 35.6  
 FT Pct: 64.4

Rebounds/game: 2.8  
 Assists/game: 2.7  
 Turnovers/game: 2.2  
 Assist/turnover ratio: 1.2  
 Steals/game: 1.4  
 Blocks/game: 0.1



**MIKIAH HERBERT HARRIGAN** 6-2 • Sr. • Forward • Pembroke Pines, Fla.

**21**

**Career Stats at South Carolina**

Season	gp-gs	min/avg	fg-fga	pct	3fg-fga	pct	ft-fa	pct	off	def	tot	avg	pf	fo	ast	to	blk	stl	pts	avg
2016-17	37-3	610/16.5	71-152	.467	1-4	.250	37-53	.698	40	81	121	3.3	55	2	19	44	39	14	180	4.9
2017-18	33-5	558/16.9	90-184	.489	2-11	.182	53-69	.768	31	90	121	3.7	66	1	20	40	42	12	235	7.1
2018-19	33-21	748/22.7	132-285	.463	11-26	.423	69-84	.821	44	123	167	5.1	71	3	16	43	71	20	344	10.4
2019-20	21-21	531/25.3	104-200	.520	13-26	.500	43-56	.768	29	83	112	5.3	37	0	28	31	36	14	264	12.6
<b>TOTAL</b>	<b>124-50</b>	<b>2447/19.7</b>	<b>397-821</b>	<b>.484</b>	<b>27-67</b>	<b>.403</b>	<b>202-262</b>	<b>.771</b>	<b>144</b>	<b>377</b>	<b>521</b>	<b>4.2</b>	<b>229</b>	<b>6</b>	<b>83</b>	<b>158</b>	<b>188</b>	<b>60</b>	<b>1023</b>	<b>8.3</b>

**Career Notables**

- Has helped Gamecocks to 2017 NCAA National Championship and two SEC Tournament titles (2017, 2018)
- Among the SEC's top shot blockers over last two seasons and is second among active players in career blocks
- Is one of three Gamecocks all-time with 1,000 points and 100 blocks in her career
- Ranked 35th in the nation in blocks per game in 2018-19 (2.1)
- Ranked the No. 12 forward in the 2016 class and the No. 74 player overall

**Season Highlights**

- Aggressive on both sides of the ball with quickness off the floor, smooth jumper with expanding range
- In the SEC, ranks 24th in scoring, seventh in blocked shots per game and eighth in field goal percentage
- Joined the 1,000-point club against #9/9 Mississippi State (Jan. 20)
- Scored nine points in the third quarter at Missouri (Jan. 16) en route to a game-high 14 points
- Dropped seven of her 15 points in the third quarter at Vanderbilt (Jan. 12), including one of her two 3s
- Poured in 10 of her 12 points at Alabama (Jan. 5) in the first half, including six of the last 11 in the second quarter to establish a 15-point lead at the break
- Scored nine of her 15 points in the fourth quarter to power home late win at Temple (Dec. 7)
- Used back-to-back layups to launch a 13-2 run to close out the win over #2/2 Baylor (Nov. 30)
- Put the Washington State (Nov. 29) game out of reach with six quick points in the fourth quarter, finishing with nine of her team-high 20 points in the final period
- Moved into fourth place in program history with a pair of blocks, coming on the same possession, against USC Upstate (Nov. 21)
- Tallied nine of her game-high 21 points during in the first quarter against Appalachian State (Nov. 17)

**Awards**

- 2020 Preseason All-SEC Second Team (Coaches, Media)
- 2019 Paradise Jam Reef Division All-Tournament
- 2018 SEC All-Tournament Team

**In the Record Books**

**Career**

3rd – Blocks in an career (188)

**Season**

1st – Games played in a season (37 in 2016-17)

**Game**

5th – Blocked shots in an SEC game (6 at Texas A&M, 1/3/19)

**Miscellaneous**

	Season	Career	Record
<b>Double-Doubles</b>	0	3	2-1
<b>20+ Points</b>	2	5	4-1
<b>10+ Points</b>	18	51	42-9
<b>10+ Rebounds</b>	0	5	4-1
<b>5+ Blocks</b>	0	2	2-0
<b>Tm-High Pts.</b>	6	15	11-4
<b>Tm-High Rebs.</b>	3	12	9-3

**Career Highs**

- Pts** ..... 27 vs. Arkansas, 3/8/19
- FG** ..... 10 vs. Appalachian State, 11/17/19
- FGA** ..... 17 vs. Appalachian State, 11/17/19
- 3FG** ..... 2, 6x, last at Missouri, 1/16/20
- 3FGA** ..... 4 at Mississippi State, 1/17/19
- FT** ..... 7, 2x, last vs. Arkansas, 3/8/19
- FTA** ..... 8, 2x, last vs. Washington St., 11/29/19
- Reb** ..... 16 at Texas A&M, 1/3/19
- Off Reb** ..... 8 at Purdue, 12/16/18
- Def Reb** ..... 13 at Texas A&M, 1/3/19
- Blk** ..... 6 at Texas A&M, 1/3/19
- Stl** ..... 4 vs. Clemson, 11/15/18
- Asst** ..... 4 at Purdue, 12/16/18
- Min** ..... 45 at Purdue, 12/16/18

**SEC Career Highs**

- Pts** ..... 18, 2x, last at Auburn, 2/28/19
- FG** ..... 8 vs. Alabama, 1/6/19
- FGA** ..... 16 vs. Alabama, 1/6/19
- 3FG** ..... 2, 4x, last at Missouri, 1/16/20
- 3FGA** ..... 4 at Mississippi State, 1/17/19
- FT** ..... 4, 3x, last at Auburn, 2/28/19
- FTA** ..... 7 at Auburn, 2/28/19
- Reb** ..... 16 at Texas A&M, 1/3/19
- Off Reb** ..... 4, 2x, last vs. Georgia, 2/14/19
- Def Reb** ..... 13 at Texas A&M, 1/3/19
- Blk** ..... 6 at Texas A&M, 1/3/19
- Stl** ..... 3 vs. Vanderbilt, 1/28/19
- Asst** ..... 3, 2x, last vs. Mississippi State, 1/20/20
- Min** ..... 37 vs. Alabama, 1/6/19

**GAME-BY-GAME**

Opponent	Date	gs	min	Total		3-Pointers		Free throws		Rebounds				pf	a	t/o	blk	stl	pts	avg	
				fg-fga	pct	3fg-fga	pct	ft-fa	pct	off	def	tot	avg								
ALABAMA STATE	11/05/19	*	19	3-7	.429	1-1	1.000	6-6	1.000	1	4	5	5	0	1	2	2	1	0	13	13.0
at #4/5 Maryland	11/10/19	*	30	4-12	.333	0-2	.000	0-0	.000	1	6	7	6	0	2	2	2	1	8	10.5	
at Dayton	11/13/19	*	23	4-6	.667	0-0	.000	2-4	.500	0	3	3	5	0	2	0	0	4	0	10	10.3
APPALACHIAN STATE	11/17/19	*	26	10-17	.588	1-3	.333	0-0	.000	2	4	6	5	0	2	2	4	3	21	13.0	
USC UPSTATE	11/21/19	*	18	5-9	.556	0-1	.000	3-3	1.000	1	5	6	5	4	3	2	1	2	0	13	13.0
at Clemson	11/24/19	*	26	5-9	.556	0-1	.000	3-5	.600	5	4	9	6	0	2	1	2	1	13	13.0	
vs #17/23 Indiana	11/28/19	*	33	5-12	.417	0-2	.000	3-3	1.000	3	5	8	6	3	4	1	3	1	0	13	13.0
vs Washington State	11/29/19	*	30	8-12	.667	0-0	.000	4-8	.500	2	2	4	6	0	1	2	3	1	0	20	13.9
vs #2/2 Baylor	11/30/19	*	30	5-8	.625	1-1	1.000	2-2	1.000	1	7	8	6	2	3	2	3	3	0	13	13.8
at Temple	12/07/19	*	30	6-15	.400	2-2	1.000	1-2	.500	1	6	7	6	3	3	1	0	1	0	15	13.9
PURDUE	12/15/19	*	23	6-9	.667	0-0	.000	0-0	.000	3	2	5	6	2	0	2	1	1	1	12	13.7
DUKE	12/19/19	*	23	4-8	.500	1-2	.500	1-2	.500	2	6	8	6	3	0	2	2	1	0	10	13.4
#25/21 SOUTH DAKOTA	12/22/19	*	25	2-5	.400	0-0	.000	3-4	.750	2	6	8	6	5	4	1	3	0	3	7	12.9
#13/13 KENTUCKY	01/02/20	*	22	3-5	.600	0-1	.000	2-2	1.000	0	3	3	6	2	3	0	2	0	0	8	12.6
at Alabama	01/05/20	*	30	5-9	.556	0-2	.000	2-2	1.000	0	1	1	5	9	2	1	0	1	2	12	12.5
#21/21 ARKANSAS	01/09/20	*	32	4-13	.308	2-2	1.000	3-4	.750	0	6	6	5	9	1	3	2	1	0	13	12.6
at Vanderbilt	01/12/20	*	21	6-10	.600	2-2	1.000	1-2	.500	2	2	4	5	8	0	1	1	2	0	15	12.7
at Mizou	01/16/20	*	22	6-11	.545	2-3	.667	0-0	.000	1	0	1	5	5	2	0	1	2	0	14	12.8
#9/9 MISSISSIPPI ST	01/20/20	*	33	4-11	.364	1-1	1.000	5-5	1.000	0	6	6	5	5	3	3	1	2	0	14	12.8
at Georgia	01/26/20	*	17	5-5	1.000	0-0	.000	0-0	.000	0	3	3	5	4	1	0	0	3	1	10	12.7
at Ole Miss	01/30/20	*	18	4-7	.571	0-0	.000	2-2	1.000	2	2	4	5	3	0	0	2	2	0	12	12.6
<b>Totals</b>			<b>21</b>	<b>531</b>	<b>104-200</b>	<b>.520</b>	<b>13-26</b>	<b>.500</b>	<b>43-56</b>	<b>.768</b>	<b>29</b>	<b>83</b>	<b>112</b>	<b>5.3</b>	<b>37</b>	<b>28</b>	<b>31</b>	<b>36</b>	<b>14</b>	<b>264</b>	<b>12.6</b>

Games played: 21  
 Minutes/game: 25.3  
 Points/game: 12.6  
 FG Pct: 52.0  
 3FG Pct: 50.0  
 FT Pct: 76.8

Rebounds/game: 5.3  
 Assists/game: 1.3  
 Turnovers/game: 1.5  
 Assist/turnover ratio: 0.9  
 Steals/game: 0.7  
 Blocks/game: 1.7



# VICTARIA SAXTON

6-2 • So. • Forward • Rome, Ga.

5

## Career Stats at South Carolina

Season	gp-gs	min/avg	fg-fga	pct	3fg-fga	pct	ft-fa	pct	off	def	tot	avg	pf	fo	ast	to	blk	stl	pts	avg
2018-19	28-1	291/10.4	40-70	.571	0-0	.000	36-62	.581	51	32	83	3.0	41	0	5	19	35	14	116	4.1
2019-20	21-0	316/15.0	49-79	.620	0-0	.000	26-46	.565	34	42	76	3.6	39	0	8	15	21	16	124	5.9
TOTAL	49-1	607/12.4	89-149	.597	0-0	.000	62-108	.574	85	74	159	3.2	80	0	13	34	56	30	240	4.9

## Career Notables

- Solid contributor in SEC action as a freshman, including earning one start
- Ranked No. 47 overall and No. 6 forward in the 2018 class
- Averaged 24.3 points and 14.9 rebounds as a senior, leading team to Georgia Class AA Final Four
- Finished high school career as Model's all-time leading scorer (2,622) and averaged a double-double throughout her career

## Season Highlights

- Quick and strong off the floor, makes her a relentless rebounder with an expanding offensive game
- Scored a pair of putbacks and added a free throw during 14-0 second-quarter run at Missouri (Jan. 16) that broke open a five-point game for good ... logged her first career double-double, including career-high six offensive rebounds
- Notched the first double-double of her career with 10 points and 10 rebounds at Missouri (Jan. 16)
- Scored four of her eight points at Vanderbilt (Jan. 12) during 11-0 run that closed the first half and broke open a three-point game
- Added 11 points off the bench, including 7-of-8 from the charity stripe, against #13/13 Kentucky (Jan. 2)
- Pulled down four of her five rebounds on the offensive end at Alabama (Jan. 5), which led to six Gamecock second-chance points, including four of her own
- Turned in third-straight double-digit scoring game against USC Upstate (Nov. 21), including four points in the decisive opening quarter
- Scored six of her season-high 13 points in the second quarter at Dayton (Nov. 13) to help the Gamecocks put the game out of reach

## Awards

- 2019 SEC All-Freshman Team
- 2019 SEC First-Year Academic Honor Roll

## Miscellaneous

	Season	Career	Record
Double-Doubles	1	1	1-0
10+ Points	5	7	7-0
10+ Rebound	1	1	1-0
5+ Blocks	0	1	1-0
Tm-High Points	0	1	1-0
Tm-High Rebs.	0	2	2-0

## Career Highs

Pts	19 at Arkansas, 2/3/19
FG	7 at Arkansas, 2/3/19
FGA	8, 2x, last vs. USC Upstate, 11/21/19
FT	8 vs. Georgia, 2/14/19
FTA	8, 2x, last vs. Kentucky, 1/2/20
Reb	10 at Missouri, 1/16/20
Off Reb	6 at Missouri, 1/16/20
Blk	5 vs. Clemson, 11/15/18
Stl	3 at Alabama State, 11/11/18
Asst	2, 3x, last at Ole Miss, 1/30/20
Min	27 vs. Kentucky, 2/21/19

## SEC Career Highs

Pts	19 at Arkansas, 2/3/19
FG	7 at Arkansas, 2/3/19
FGA	8 vs. Kentucky, 2/21/19
FT	8 vs. Georgia, 2/14/19
FTA	8, 2x, last vs. Kentucky, 1/2/20
Reb	10 at Missouri, 1/16/20
Off Reb	6 at Missouri, 1/16/20
Blk	3, 2x, last vs. Georgia, 2/14/19
Stl	2, 3x, last at Ole Miss, 1/30/20
Asst	2 at Ole Miss, 1/30/20
Min	27 vs. Kentucky, 2/21/19

## GAME-BY-GAME

Opponent	Date	gs	min	Total		3-Pointers		Free throws		Rebounds				pf	a	t/o	blk	stl	pts	avg
				fg-fga	pct	3fg-fga	pct	ft-fa	pct	off	def	tot	avg							
ALABAMA STATE	11/05/19	20	3-5	.600	0-0	.000	3-6	.500	0	5	5	5.0	3	2	3	1	1	9	9.0	
at #4/5 Maryland	11/10/19	12	1-2	.500	0-0	.000	0-0	.000	0	3	3	4.0	1	0	1	0	0	2	5.5	
at Dayton	11/13/19	19	5-7	.714	0-0	.000	3-4	.750	2	4	6	4.7	4	0	1	3	1	13	8.0	
APPALACHIAN STATE	11/17/19	23	4-6	.667	0-0	.000	2-3	.667	1	5	6	5.0	4	2	0	4	0	10	8.5	
USC UPSTATE	11/21/19	20	6-8	.750	0-0	.000	2-7	.286	5	3	8	5.6	0	0	0	1	2	14	9.6	
at Clemson	11/24/19	10	1-3	.333	0-0	.000	0-0	.000	2	1	3	5.2	2	0	0	0	1	2	8.3	
vs #17/23 Indiana	11/28/19	14	1-1	1.000	0-0	.000	0-0	.000	1	2	3	4.9	4	0	3	0	0	2	7.4	
vs Washington State	11/29/19	12	1-2	.500	0-0	.000	0-0	.000	2	0	2	4.5	0	0	0	0	0	2	6.8	
vs #2/2 Baylor	11/30/19	10	1-1	1.000	0-0	.000	0-0	.000	0	0	0	4.0	2	0	0	0	2	6.2		
at Temple	12/07/19	6	1-1	1.000	0-0	.000	0-0	.000	2	0	2	3.8	1	0	1	0	0	2	5.8	
PURDUE	12/15/19	13	0-4	.000	0-0	.000	0-0	.000	0	0	0	3.5	2	1	0	0	1	0	5.3	
DUKE	12/19/19	17	4-4	1.000	0-0	.000	0-2	.000	0	2	2	3.3	0	0	1	2	2	8	5.5	
#25/21 SOUTH DAKOTA	12/22/19	17	3-5	.600	0-0	.000	2-4	.500	2	2	4	3.4	3	0	1	0	0	8	5.7	
#13/13 KENTUCKY	01/02/20	19	2-2	1.000	0-0	.000	7-8	.875	0	4	4	3.4	2	0	0	0	1	11	6.1	
at Alabama	01/05/20	18	2-6	.333	0-0	.000	2-2	1.000	4	1	5	3.5	3	1	0	2	0	6	6.1	
#21/21 ARKANSAS	01/09/20	11	2-2	1.000	0-0	.000	0-0	.000	1	1	2	3.4	3	0	0	1	1	4	5.9	
at Vanderbilt	01/12/20	12	3-4	.750	0-0	.000	2-4	.500	3	0	3	3.4	3	0	0	0	1	8	6.1	
at Mizzou	01/16/20	18	4-6	.667	0-0	.000	2-4	.500	6	4	10	3.8	1	0	1	2	0	10	6.3	
#9/9 MISSISSIPPI ST	01/20/20	12	0-1	.000	0-0	.000	0-0	.000	0	0	0	3.6	0	0	1	2	0	0	5.9	
at Georgia	01/26/20	21	3-6	.500	0-0	.000	0-0	.000	1	2	3	3.6	1	0	2	3	1	6	6.0	
at Ole Miss	01/30/20	12	2-3	.667	0-0	.000	1-2	.500	2	3	5	3.6	0	2	0	0	2	5	5.9	
Totals		0	316	49-79	.620	0-0	.000	26-46	.565	34	42	76	3.6	39	8	15	21	16	124	5.9

Games played: 21  
 Minutes/game: 15.0  
 Points/game: 5.9  
 FG Pct: 62.0  
 FT Pct: 56.5

Rebounds/game: 3.6  
 Assists/game: 0.4  
 Turnovers/game: 0.7  
 Assist/turnover ratio: 0.5  
 Steals/game: 0.8  
 Blocks/game: 1.0

## Season Highs

Pts	14 vs. USC Upstate, 11/21/19
FG	6 vs. USC Upstate, 11/21/19
FGA	8 vs. USC Upstate, 11/21/19
FT	7 vs. Kentucky, 1/2/20
FTA	8 vs. Kentucky, 1/2/20
Reb	10 at Missouri, 1/16/20
Off Reb	6 at Missouri, 1/16/20
Blk	4 vs. Appalachian State, 11/17/19
Stl	2 vs. Duke, 12/19/19
Asst	2, 3x, last at Ole Miss, 1/30/20
Min	23 vs. Appalachian State, 11/17/19



# OLIVIA THOMPSON

5-8 • Fr. • Guard • Lexington, S.C.



## Career Stats at South Carolina

Season	gp-gs	min/avg	fg-fga	pct	3fg-fga	pct	ft-fta	pct	off	def	tot	avg	pf	fo	ast	to	blk	stl	pts	avg
2019-20	14-0	77/5.5	11-30	.367	9-26	.346	0-0	.000	0	2	2	0.1	5	0	4	3	1	0	31	2.2
TOTAL	14-0	77/5.5	11-30	.367	9-26	.346	0-0	.000	0	2	2	0.1	5	0	4	3	1	0	31	2.2

## High School Notables

- Is among the most prolific 3-point shooters in South Carolina prep girls' basketball history, including her 105 3s in 2017-18 to rank second all-time in the state
- Claimed All-State honors from the South Carolina Basketball Coaches Association (SCBCA) each of her last three seasons (2017, 2018, 2019) and was a USA Today All-South Carolina First Team selection as a senior (2019)
- Finished her career as the all-time leading scorer in Lexington High School history
- Helped Lexington to Region 5 5A championship as a senior (2018-19) behind her 19.2 points per game

## Season Highlights

- Solid outside shooter
- Has hit at least one 3-pointer in seven of her 14 games played
- Played career-high 14 minutes at Ole Miss (Jan. 30), hitting a 3 in the third and fourth quarters
- Saw her earliest action of the season with four second-quarter minutes at Alabama (Jan. 5), hitting a 3
- Made an ideal debut in front of the hometown crowd against Alabama State (Nov. 5), scoring seven of her 10 fourth-quarter points in a 38-second span

## Awards

- SCBCA Class 5A Player of the Year (2019)
- SC HS Sports Report co-Statewide Player of the Year (2019)

## Miscellaneous

	Season	Career	Record
10+ Points	1	1	1-0

## Career Highs

Pts	10 vs. Alabama State, 11/5/19
FG	4 vs. Alabama State, 11/5/19
FGA	7 vs. Alabama State, 11/5/19
3FG	2, 2x, last at Ole Miss, 1/30/20
3FGA	6 at Ole Miss, 1/30/20
FT	
FTA	
Reb	1, 2x, last at Ole Miss, 1/30/20
Blk	1 vs. Clemson, 11/24/19
Stl	
Asst	2 vs. USC Upstate, 11/21/19
Min	14 at Ole Miss, 1/30/20

## SEC Career Highs

Pts	3 at Alabama, 1/5/20
FG	1 at Alabama, 1/5/20
FGA	1, 3x, last at Georgia, 1/26/20
3FG	2 at Ole Miss, 1/30/20
3FGA	6 at Ole Miss, 1/30/20
FT	
FTA	
Reb	1 at Ole Miss, 1/30/20
Stl	
Asst	1 at Ole Miss, 1/30/20
Min	14 at Ole Miss, 1/30/20

## GAME-BY-GAME

Opponent	Date	gs	min	Total		3-Pointers		Free throws		Rebounds				pf	a	t/o	blk	stl	pts	avg
				fg-fga	pct	3fg-fga	pct	ft-fta	pct	off	def	tot	avg							
ALABAMA STATE	11/05/19	7	4-7	.571	2-5	.400	0-0	.000	0	0	0	0.0	0	1	0	0	0	10	10.0	
at Dayton	11/13/19	4	0-0	.000	0-0	.000	0-0	.000	0	0	0	0.0	0	0	0	0	0	0	5.0	
APPALACHIAN STATE	11/17/19	6	0-1	.000	0-1	.000	0-0	.000	0	0	0	0.0	0	0	0	0	0	0	3.3	
USC UPSTATE	11/21/19	10	1-5	.200	1-3	.333	0-0	.000	0	1	1	0.3	0	2	1	0	0	3	3.3	
at Clemson	11/24/19	7	1-2	.500	1-2	.500	0-0	.000	0	0	0	0.2	0	0	0	1	0	3	3.2	
PURDUE	12/15/19	4	1-2	.500	1-2	.500	0-0	.000	0	0	0	0.2	1	0	0	0	0	3	3.2	
DUKE	12/19/19	6	1-2	.500	1-2	.500	0-0	.000	0	0	0	0.1	0	0	0	0	0	3	3.1	
#25/21 SOUTH DAKOTA	12/22/19	1	0-0	.000	0-0	.000	0-0	.000	0	0	0	0.1	0	0	0	0	0	0	2.8	
#13/13 KENTUCKY	01/02/20	1	0-0	.000	0-0	.000	0-0	.000	0	0	0	0.1	0	0	1	0	0	0	2.4	
at Alabama	01/05/20	4	1-1	1.000	1-1	1.000	0-0	.000	0	0	0	0.1	1	0	0	0	0	3	2.5	
at Vanderbilt	01/12/20	7	0-2	.000	0-2	.000	0-0	.000	0	0	0	0.1	1	0	0	0	0	0	2.3	
at Mizzou	01/16/20	3	0-1	.000	0-1	.000	0-0	.000	0	0	0	0.1	0	0	0	0	0	0	2.1	
at Georgia	01/26/20	3	0-1	.000	0-1	.000	0-0	.000	0	0	0	0.1	0	0	0	0	0	0	1.9	
at Ole Miss	01/30/20	14	2-6	.333	2-6	.333	0-0	.000	0	1	1	0.1	2	1	1	0	0	6	2.2	
Totals		0	77	11-30	.367	9-26	.346	0-0	.000	0	2	2	0.1	5	4	3	1	0	31	2.2

Games played: 14  
 Minutes/game: 5.5  
 Points/game: 2.2  
 FG Pct: 36.7  
 3FG Pct: 34.6

Rebounds/game: 0.1  
 Assists/game: 0.3  
 Turnovers/game: 0.2  
 Assis/turnover ratio: 1.3  
 Blocks/game: 0.1



# ELYSA WESOLEK

6-1 • So. • Forward • Charleston, S.C.

# 32

## Career Stats at South Carolina

Season	gp-gs	min/avg	fg-fga	pct	3fg-fga	pct	ft-fa	pct	off	def	tot	avg	pf	fo	ast	to	blk	stl	pts	avg
2018-19	12-0	52/4.3	7-20	.350	3-10	.300	6-7	.857	8	2	10	0.8	14	0	2	4	1	1	23	1.9
2019-20	12-0	69/5.8	6-20	.300	3-9	.333	2-2	1.000	3	8	11	0.9	8	0	4	7	1	3	17	1.4
<b>TOTAL</b>	<b>24-0</b>	<b>121/5.0</b>	<b>13-40</b>	<b>.325</b>	<b>6-19</b>	<b>.316</b>	<b>8-9</b>	<b>.889</b>	<b>11</b>	<b>10</b>	<b>21</b>	<b>0.9</b>	<b>22</b>	<b>0</b>	<b>6</b>	<b>11</b>	<b>2</b>	<b>4</b>	<b>40</b>	<b>1.7</b>

## Career Notables

- Played in 12 of team's 33 games, including three SEC outings and two NCAA Tournament contests as a freshman
- Four-year starter at Northwood Academy including three seasons winning South Carolina Independent School Association (SCISA) 3A state championship (2015, 2016, 2017)
- Amassed over 1,000 points in her high school career, including averaging 18.5 points as a senior

## Season Highlights

- Has played in 10 games, including season-high 10 minutes against USC Upstate (Nov. 21)
- Had a perfect shooting night against Alabama State (Nov. 5) in season opener

## Awards

SEC First-Year Academic Honor Roll

### High School

SCISA Miss Basketball (2018)  
SCISA 3A Player of the Year (2017)

## Miscellaneous

	Season	Career	Record
<b>10+ Points</b>	0	1	1-0

## Career Highs

**Pts** ..... 10 vs. ETSU, 11/22/18  
**FG** ..... 3, 2x, last vs. Alabama State, 11/5/19  
**FGA** ..... 5 at Alabama State, 11/11/18  
**3FG** ..... 2 vs. ETSU, 11/22/18  
**3FGA** ..... 3 at Alabama State, 11/11/18  
**FT** ..... 3 at Alabama State, 11/11/18  
**FTA** ..... 3 at Alabama State, 11/11/18  
**Reb** ..... 2, 6x, last vs. Duke, 12/19/19  
**Stl** ..... 2 vs. USC Upstate, 11/21/19  
**Asst** ..... 1, 6x, last at Missouri, 1/16/20  
**Min** ..... 10, 2x, last at Ole Miss, 1/30/20

## SEC Career Highs

**Pts** ..... 5 at Ole Miss, 1/30/20  
**FG** ..... 1, 3x, last at Ole Miss, 1/30/20  
**FGA** ..... 3, 2x, last at Ole Miss, 1/30/20  
**3FG** ..... 1 at Ole Miss, 1/30/20  
**3FGA** ..... 2 at Ole Miss, 1/30/20  
**FT** ..... 2 at Ole Miss, 1/30/20  
**FTA** ..... 2 at Ole Miss, 1/30/20  
**Reb** ..... 2 at Vanderbilt, 1/12/20  
**Stl** .....  
**Asst** ..... 1 at Missouri, 1/16/20  
**Min** ..... 10 at Ole Miss, 1/30/20

## Season Highs

**Pts** ..... 7 vs. Alabama State, 11/5/19  
**FG** ..... 3 vs. Alabama State, 11/5/19  
**FGA** ..... 3 vs. Alabama State, 11/5/19  
**3FG** ..... 1, 3x, last at Ole Miss, 1/30/20  
**3FGA** ..... 2, 2x, last at Ole Miss, 1/30/20  
**FT** ..... 2 at Ole Miss, 1/30/20  
**FTA** ..... 2 at Ole Miss, 1/30/20  
**Reb** ..... 2, 3x, last vs. Duke, 12/19/19  
**Off Reb** ..... 1, 2x, last at Clemson  
**Stl** ..... 2 vs. USC Upstate, 11/21/19  
**Asst** ..... 1, 4x, last at Missouri, 1/16/20  
**Min** ..... 10, 2x, last at Ole Miss, 1/30/20

## GAME-BY-GAME

Opponent	Date	gs	min	Total		3-Pointers		Free throws		Rebounds			pf	a	t/o	blk	stl	pts	avg	
				fg-fga	pct	3fg-fga	pct	ft-fa	pct	off	def	tot								avg
ALABAMA STATE	11/05/19	6	3-3	1.000	1-1	1.000	0-0	.000	0	1	1	1.0	2	1	1	0	1	7	7.0	
at Dayton	11/13/19	5	0-1	.000	0-1	.000	0-0	.000	0	1	1	1.0	0	0	0	0	0	0	3.5	
APPALACHIAN STATE	11/17/19	8	0-2	.000	0-1	.000	0-0	.000	0	0	0	0.7	1	0	1	0	0	0	2.3	
USC UPSTATE	11/21/19	10	0-3	.000	0-1	.000	0-0	.000	1	1	2	1.0	0	0	1	0	2	0	1.8	
at Clemson	11/24/19	8	1-3	.333	1-2	.500	0-0	.000	1	1	2	1.2	0	1	1	0	0	3	2.0	
DUKE	12/19/19	6	0-2	.000	0-1	.000	0-0	.000	0	2	2	1.3	1	1	1	0	0	0	1.7	
#25/21 SOUTH DAKOTA	12/22/19	1	0-0	.000	0-0	.000	0-0	.000	0	0	0	1.1	0	0	0	0	0	0	1.4	
#13/13 KENTUCKY	01/02/20	2	0-0	.000	0-0	.000	0-0	.000	0	0	0	1.0	1	0	0	0	0	0	1.3	
at Vanderbilt	01/12/20	8	1-2	.500	0-0	.000	0-0	.000	1	1	2	1.1	0	0	1	0	0	2	1.3	
at Mizzou	01/16/20	2	0-1	.000	0-0	.000	0-0	.000	0	0	0	1.0	1	1	1	0	0	0	1.2	
at Georgia	01/26/20	3	0-0	.000	0-0	.000	0-0	.000	0	0	0	0.9	1	0	0	0	0	0	1.1	
at Ole Miss	01/30/20	10	1-3	.333	1-2	.500	2-2	1.000	0	1	1	0.9	1	0	0	1	0	5	1.4	
<b>Totals</b>		<b>0</b>	<b>69</b>	<b>6-20</b>	<b>.300</b>	<b>3-9</b>	<b>.333</b>	<b>2-2</b>	<b>1.000</b>	<b>3</b>	<b>8</b>	<b>11</b>	<b>0.9</b>	<b>8</b>	<b>4</b>	<b>7</b>	<b>1</b>	<b>3</b>	<b>17</b>	<b>1.4</b>

Games played: 12  
 Minutes/game: 5.8  
 Points/game: 1.4  
 FG Pct: 30.0  
 3FG Pct: 33.3  
 FT Pct: 100.0

Rebounds/game: 0.9  
 Assists/game: 0.3  
 Turnovers/game: 0.6  
 Assist/turnover ratio: 0.6  
 Steals/game: 0.3  
 Blocks/game: 0.1

Official Basketball Box Score -- Game Totals -- Final Statistics
Alabama State vs #8/10 South Carolina
11/05/19 7 p.m. at Columbia, S.C./Colonial Life Arena

Alabama State 43 • 0-1

Table with columns: #, Player, FG-FGA, 3-Ptr, FT-FTA, Rebounds, PF, TP, A TO Blk Stl, Min. Rows include Smith, Aniyah, Clark, Zomoria, Emmanuel, Ayana, Crawford, Jayla, Lee, Courtney, Nelson, Aliyah, Howard, Kayauna, Aikerson, Taylor, Randle, Deresea, White, Hannah, Harvey, Victoria, Team, Totals.

1st - FG %: 5-18 27.8% 2nd: 5-18 27.8% 3rd: 2-15 13.3% 4th: 2-18 11.1% Game: 14-69 20.3% Deadball Rebounds 4,1
3FG %: 0-2 0.0% 1-2 50.0% 0-3 0.0% 0-2 0.0% 1-7 14.3%
FT %: 1-4 25.0% 2-2 100.0% 5-6 83.3% 6-9 66.7% 14-21 66.7%

#8/10 South Carolina 103 • 1-0

Table with columns: #, Player, FG-FGA, 3-Ptr, FT-FTA, Rebounds, PF, TP, A TO Blk Stl, Min. Rows include BOSTON, Aliyah, HERBERT HARRIGAN, COOKE, Zia, BEAL, Brea, HARRIS, Tyasha, THOMPSON, Olivia, HENDERSON, Destanni, SAXTON, Victoria, AMIHERE, Laetia, GRISSETT, LeLe, WESOLEK, Elysa, Team, Totals.

1st - FG %: 6-19 31.6% 2nd: 9-20 45.0% 3rd: 12-21 57.1% 4th: 10-15 66.7% Game: 37-75 49.3% Deadball Rebounds 6,3
3FG %: 1-3 33.3% 3-4 75.0% 0-3 0.0% 3-6 50.0% 7-16 43.8%
FT %: 4-6 66.7% 5-7 71.4% 12-17 70.6% 1-2 50.0% 22-32 68.8%

Officials: Beverly Roberts, Marcus Clayton, Troy Winders
Technical fouls: Alabama State-Clark,Zomoria. #8/10 South Carolina-None.
Attendance: 10586

Score by periods table with columns: 1st, 2nd, 3rd, 4th, Total. Rows: Alabama State, #8/10 South Carolina.

Last FG - ALAST 4th-00:19, SC 4th-00:55.
Largest lead - ALAST None, SC by 62 4th-00:55.
ALAST led for 00:00. SC led for 38:57. Game was tied for 01:03.
Score tied - 0 times.
Lead changed - 0 times.

Official Basketball Box Score -- Game Totals -- Final Statistics
#8/10 South Carolina vs #4/5 Maryland
11/10/19 3 p.m. at College Park, Md./XFINITY Center

#8/10 South Carolina 63 • 2-0,0-0 SEC

Table with columns: #, Player, FG-FGA, 3-Ptr, FT-FTA, Rebounds, PF, TP, A TO Blk Stl, Min. Rows include BOSTON, Aliyah, HERBERT HARRIGAN, COOKE, Zia, BEAL, Brea, HARRIS, Tyasha, HENDERSON, Destanni, SAXTON, Victoria, AMIHERE, Laetia, GRISSETT, LeLe, Team, Totals.

1st - FG %: 6-13 46.2% 2nd: 6-16 37.5% 3rd: 4-18 22.2% 4th: 3-13 23.1% Game: 19-60 31.7% Deadball Rebounds 5
3FG %: 0-3 0.0% 0-1 0.0% 0-2 0.0% 1-3 33.3% 1-9 11.1%
FT %: 6-8 75.0% 4-4 100.0% 4-4 100.0% 10-12 83.3% 24-30 80.0%

#4/5 Maryland 54 • 1-1,0-0 Big Ten

Table with columns: #, Player, FG-FGA, 3-Ptr, FT-FTA, Rebounds, PF, TP, A TO Blk Stl, Min. Rows include Stephanie Jones, Kaila Charles, Taylor Mikesell, Diamond Miller, Ashley Owusu, Shakira Austin, Faith Masonius, Blair Watson, Sara Vujacic, Team, Totals.

1st - FG %: 7-15 46.7% 2nd: 4-20 20.0% 3rd: 4-18 22.2% 4th: 7-17 41.2% Game: 22-70 31.4% Deadball Rebounds 2
3FG %: 1-4 25.0% 0-6 0.0% 0-4 0.0% 1-2 50.0% 2-16 12.5%
FT %: 0-0 0.0% 1-2 50.0% 6-7 85.7% 1-3 33.3% 8-12 66.7%

Officials: Tiara Cruse,Gina Cross,Tina Napier
Technical fouls: #8/10 South Carolina-None. #4/5 Maryland-None.
Attendance: 7447

2019-20 Women's Basketball. Round: 0. Maryland vs South Carolina. Played at XF

Score by periods table with columns: 1st, 2nd, 3rd, 4th, Total. Rows: #8/10 South Carolina, #4/5 Maryland.

Last FG - SC 4th-01:07, MD 4th-00:21.
Largest lead - SC by 14 3rd-08:06, MD None.
SC led for 38:30. MD led for 00:00. Game was tied for 01:30.
Points SC MD In Paint Off T/O 2nd Chance Fast Break Bench
#8/10 South Carolina 18 16 12 17 63 26 9 7 19 10
#4/5 Maryland 15 9 14 16 54 12 7 15 12

Official Basketball Box Score -- Game Totals -- Final Statistics
#6/10 South Carolina vs Dayton
11/13/19 7 p.m. at Dayton, Ohio/UD Arena

#6/10 South Carolina 75 • 3-0,0-0 SEC

Table with columns: #, Player, FG-FGA, 3-Ptr, FT-FTA, Rebounds, PF, TP, A TO Blk Stl, Min. Rows include BOSTON, Aliyah, HERBERT HARRIGAN, COOKE, Zia, BEAL, Brea, HARRIS, Tyasha, THOMPSON, Olivia, HENDERSON, Destanni, SAXTON, Victoria, AMIHERE, Laetia, GRISSETT, LeLe, WESOLEK, Elysa, Team, Totals.

1st - FG %: 7-13 53.8% 2nd: 8-14 57.1% 3rd: 6-20 30.0% 4th: 7-13 53.8% Game: 28-60 46.7% Deadball Rebounds 4,1
3FG %: 2-2 100.0% 1-2 50.0% 0-3 0.0% 5-10 50.0%
FT %: 6-12 50.0% 2-4 50.0% 2-2 100.0% 4-6 66.7% 14-24 58.3%

Dayton 49 • 2-1,0-0 Atlantic

Table with columns: #, Player, FG-FGA, 3-Ptr, FT-FTA, Rebounds, PF, TP, A TO Blk Stl, Min. Rows include Kyla Whitehead, Julia Chandler, Araion Bradshaw, Shakeela Fowler, Jayla Scaife, Brittany Ward, Christine Szabo, Jenna Giaccone, Ella Skeens, Erin Whalen, Mariah Perez, Team, Totals.

1st - FG %: 2-15 13.3% 2nd: 4-18 22.2% 3rd: 4-20 20.0% 4th: 6-19 31.6% Game: 16-72 22.2% Deadball Rebounds 5
3FG %: 1-6 16.7% 0-3 0.0% 3-7 42.9% 2-5 40.0% 6-21 28.6%
FT %: 1-4 25.0% 7-10 70.0% 0-0 0.0% 2-5 40.0% 11-17 64.7%

Officials: Maggie Tieman,Saif Esho,Bruce Morris
Technical fouls: #6/10 South Carolina-None. Dayton-None.
Attendance: 2331

2019-20 Women's Basketball. Round: 0. Dayton vs South Carolina. Played at Univ

Score by periods table with columns: 1st, 2nd, 3rd, 4th, Total. Rows: #6/10 South Carolina, Dayton.

Last FG - SC 4th-01:28, UD 4th-01:04.
Largest lead - SC by 29 3rd-03:28, UD by 1 1st-07:58.
SC led for 37:31. UD led for 00:13. Game was tied for 02:16.
Score tied - 2 times.
Lead changed - 2 times.

Official Basketball Box Score -- Game Totals -- Final Statistics
Appalachian State vs #6/10 South Carolina
11/17/19 2 p.m. at Columbia, S.C./Colonial Life Arena

Appalachian State 50 • 0-3

Table with columns: #, Player, FG-FGA, 3-Ptr, FT-FTA, Rebounds, PF, TP, A TO Blk Stl, Min. Rows include Gosnell,Lainey, Plummer,Bayley, Matthews,Nicola, Stanley,Pre, Polacek,Ashley, Calder,Maya, Porter,Michaela, Hampton,Armani, Bigot, Brooke, Galve,Nora, McDonald,Haile, Christ,Jackie, Team, Totals.

1st - FG %: 1-18 5.6% 2nd: 2-11 18.2% 3rd: 8-16 50.0% 4th: 7-22 31.8% Game: 18-67 26.9% Deadball Rebounds 3,1
3FG %: 1-7 14.3% 1-2 50.0% 2-2 100.0% 1-5 20.0% 5-16 31.3%
FT %: 0-0 0.0% 1-2 50.0% 3-4 75.0% 9-13 69.2%

#6/10 South Carolina 92 • 4-0

Table with columns: #, Player, FG-FGA, 3-Ptr, FT-FTA, Rebounds, PF, TP, A TO Blk Stl, Min. Rows include BOSTON, Aliyah, HERBERT HARRIGAN, COOKE, Zia, BEAL, Brea, HARRIS, Tyasha, THOMPSON, Olivia, HENDERSON, Destanni, SAXTON, Victoria, GRISSETT, LeLe, WESOLEK, Elysa, Team, Totals.

1st - FG %: 14-22 63.6% 2nd: 8-19 42.1% 3rd: 9-14 64.3% 4th: 6-11 54.5% Game: 37-66 56.1% Deadball Rebounds 4
3FG %: 3-7 42.9% 1-2 50.0% 1-2 50.0% 1-3 33.3% 6-15 40.0%
FT %: 4-4 100.0% 1-2 50.0% 0-2 0.0% 7-9 77.8% 12-17 70.6%

Officials: Eric Brewton, Kylie Galloway, Natasha Camy
Technical fouls: Appalachian State-None. #6/10 South Carolina-None.
Attendance: 10498

Score by periods table with columns: 1st, 2nd, 3rd, 4th, Total. Rows: Appalachian State, #6/10 South Carolina.

Last FG - APP 4th-00:28, SC 4th-04:55.
Largest lead - APP None, SC by 50 4th-07:15.
APP led for 00:00. SC led for 39:39. Game was tied for 00:08.
Score tied - 0 times.
Lead changed - 0 times.

**Official Basketball Box Score -- Game Totals -- Final Statistics**  
**USC Upstate vs #5/6 South Carolina**  
**11/21/19 7 p.m. at Columbia, S.C./Colonial Life Arena**

**USC Upstate 32 • 3-3**

#	Player	Total			3-Ptr			Rebounds			PF	TP	A	TO	Blk	Stl	Min
		FG	FGA	FT	FTA	FG	FGA	FT	FTA	Off							
24	MOORE, Quadijah	f	0-3	0-1	0-0	3	0	3	5	0	0	2	0	0	0	9	
33	GIBBONS, Michaela	f	1-15	1-12	0-0	0	2	2	1	3	0	4	0	0	0	29	
21	POPPELWELL, Riley	c	0-4	0-1	0-0	2	2	4	1	0	0	0	0	1	24		
01	LEWIS, Brianna	g	1-7	0-0	5-6	0	1	1	2	7	1	3	0	0	15		
12	LOGAN, Jada	g	1-3	0-1	0-0	1	2	3	2	1	3	0	0	0	15		
03	JEFFERSON, Breanna	g	0-2	0-1	2-2	0	0	0	1	2	3	2	0	0	20		
15	KUZMINA, Anda	g	1-4	1-3	0-0	2	3	5	0	3	0	2	0	0	13		
23	FLANTOS, Lillian	g	1-4	1-4	0-0	1	1	2	0	3	0	2	0	0	9		
25	TIMBERLAKE, Maya	g	3-8	1-4	0-0	0	1	1	4	7	2	2	0	2	31		
32	PANUFNIK, Natalia	g	0-5	0-2	0-0	0	0	0	1	0	0	1	2	0	13		
34	KIRKWOOD, Kathryn	g	2-8	0-0	1-2	5	1	6	0	5	0	1	0	2	22		
	Team		4	3	7												
	Totals		10-63	4-29	8-12	18	16	34	18	32	7	24	2	5	200		

1st FG %:	3-16 18.8%	2nd:	2-16 12.5%	3rd:	3-15 20.0%	4th:	2-16 12.5%	Game:	10-63 15.9%	Deadball	
3FG %:	1-6 16.7%		1-7 14.3%		0-5 0.0%		2-11 18.2%		4-29 13.8%	Rebounds	
FT %:	2-2 100.0%		4-6 66.7%		1-2 50.0%		1-2 50.0%		8-12 66.7%		2,1

**#5/6 South Carolina 112 • 5-0**

#	Player	Total			3-Ptr			Rebounds			PF	TP	A	TO	Blk	Stl	Min
		FG	FGA	FT	FTA	FG	FGA	FT	FTA	Off							
04	BOSTON, Aliyah	f	8-9	0-0	2-2	5	5	10	0	18	2	0	3	2	17		
21	HERBERT HARRIGAN, f	5-9	0-1	3-3	1	5	6	3	13	2	1	2	0	18			
01	COOKE, Zia	g	3-12	1-5	1-2	0	1	1	2	8	5	1	0	4	25		
12	BEAL, Brea	g	4-14	0-0	0-0	2	1	3	0	6	3	1	1	1	15		
52	HARRIS, Tyasha	g	6-9	4-5	2-2	0	7	7	2	18	6	3	0	2	23		
00	THOMPSON, Olivia	g	1-5	1-3	0-0	0	1	1	0	3	2	1	0	0	10		
03	HENDERSON, Destanni	g	5-8	5-6	0-0	1	4	5	0	15	5	3	0	3	23		
05	SAXTON, Victoria	g	6-8	0-0	2-7	5	3	8	0	14	0	0	1	2	20		
15	AMIHERE, Laeticia	g	4-7	1-1	1-2	2	4	6	3	10	1	1	1	0	20		
24	GRISSETT, LeLe	g	2-3	0-1	3-3	2	1	3	1	7	2	0	1	2	19		
32	WESOLEK, Elysa	g	0-3	0-1	0-0	1	1	2	0	0	0	1	0	2	10		
	Team		1	4	5												
	Totals		43-77	12-23	14-21	20	37	57	11	112	28	12	9	18	200		

1st FG %:	13-20 65.0%	2nd:	12-21 57.1%	3rd:	13-21 61.9%	4th:	5-15 33.3%	Game:	43-77 55.8%	Deadball	
3FG %:	3-5 60.0%		4-8 50.0%		2-3 66.7%		3-7 42.9%		12-23 52.2%	Rebounds	
FT %:	4-5 80.0%		3-7 42.9%		5-6 83.3%		2-3 66.7%		14-21 66.7%		4

Officials: Michael McConnell, Troy Winders, Blanca Burns  
 Technical fouls: USC Upstate-TEAM. #5/6 South Carolina-None.  
 Attendance: 10052

Score by periods	1st	2nd	3rd	4th	Total
USC Upstate	9	7	7	7	32
#5/6 South Carolina	33	31	33	15	112

Last FG - USC Upstate 4th-06:14, SC 4th-02:14.  
 Largest lead - USC None, SC by 80 4th-00:31.  
 USC led for 00:00. SC led for 40:00. Game was tied for 00:00.

Points	In	Off	2nd	Fast	Bench
USCU	6	7	0	4	20
SC	62	29	23	33	49

Score tied - 0 times.  
 Lead changed - 0 times.

**Official Basketball Box Score -- Game Totals -- Final Statistics**  
**#5/6 South Carolina vs Clemson**  
**11/24/19 2 p.m. at Clemson, S.C./Littlejohn Coliseum**

**#5/6 South Carolina 84 • 6-0,0-0 SEC**

#	Player	Total			3-Ptr			Rebounds			PF	TP	A	TO	Blk	Stl	Min
		FG	FGA	FT	FTA	FG	FGA	FT	FTA	Off							
04	BOSTON, Aliyah	f	5-7	0-0	3-5	1	3	4	2	13	1	0	1	3	19		
21	HERBERT HARRIGAN, f	5-9	0-1	3-5	5	4	9	2	13	1	2	2	1	26			
01	COOKE, Zia	g	4-11	1-3	1-1	0	1	1	2	10	3	3	0	1	24		
12	BEAL, Brea	g	4-7	3-5	0-0	0	3	3	1	11	2	2	0	3	24		
52	HARRIS, Tyasha	g	5-10	0-3	2-2	0	4	4	0	12	4	0	0	2	26		
00	THOMPSON, Olivia	g	1-2	1-2	0-0	0	0	0	0	3	0	0	1	0	7		
03	HENDERSON, Destanni	g	4-8	2-6	0-0	0	2	2	3	10	4	2	0	1	25		
05	SAXTON, Victoria	g	1-3	0-0	0-0	2	1	3	2	2	0	0	0	1	10		
15	AMIHERE, Laeticia	g	0-3	0-1	1-2	0	6	6	3	1	0	2	2	1	14		
24	GRISSETT, LeLe	g	3-6	0-0	0-1	2	3	5	1	6	1	2	2	2	17		
32	WESOLEK, Elysa	g	1-3	1-2	0-0	1	1	2	0	3	1	1	0	0	8		
	Team		2	3	5												
	Totals		33-69	8-23	10-16	13	31	44	16	84	17	14	9	15	200		

1st FG %:	9-19 47.4%	2nd:	8-14 57.1%	3rd:	8-19 42.1%	4th:	8-17 47.1%	Game:	33-69 47.8%	Deadball	
3FG %:	1-8 12.5%		2-4 50.0%		2-5 40.0%		3-6 50.0%		8-23 34.8%	Rebounds	
FT %:	1-2 50.0%		4-6 66.7%		5-6 83.3%		0-1 0.0%		10-16 62.5%		2,1

**Clemson 48 • 2-4,0-0 ACC**

#	Player	Total			3-Ptr			Rebounds			PF	TP	A	TO	Blk	Stl	Min
		FG	FGA	FT	FTA	FG	FGA	FT	FTA	Off							
05	Amari Robinson	f	1-5	0-1	2-2	2	2	4	1	4	0	3	0	1	27		
12	Hannah Hank	c	2-5	0-0	0-0	3	3	6	2	4	1	3	0	0	21		
55	Tylar Bennett	c	1-3	0-0	0-0	2	3	5	1	2	0	0	0	0	7		
03	Kendall Spray	g	1-4	0-3	0-0	0	3	3	2	2	0	5	0	0	23		
31	Shania Meertens	g	1-8	0-0	6-6	1	2	3	3	8	1	4	0	0	21		
01	Destiny Thomas	g	0-2	0-2	0-0	1	0	1	2	0	1	3	0	3	19		
00	Kaylee Sticker	g	2-4	2-4	0-0	0	2	2	1	6	0	0	0	1	11		
21	Skyler Blackstock	g	0-4	0-2	0-0	1	0	1	0	0	2	0	0	1	7		
22	Danae McNeal	g	2-6	0-0	0-0	1	0	1	1	4	1	0	2	0	14		
24	Mikayla Hayes	g	4-7	0-0	0-0	2	3	5	0	8	0	1	0	0	20		
32	Chyna Cotton	g	0-3	0-0	0-0	1	0	1	1	0	0	1	0	1	9		
44	Kobi Thornton	g	3-14	0-1	4-6	4	6	10	4	10	1	2	1	0	21		
	Team		0	2	2												
	Totals		17-65	2-13	12-14	18	26	44	18	48	7	22	3	7	200		

1st FG %:	9-14 64.3%	2nd:	6-19 31.6%	3rd:	1-12 8.3%	4th:	7-20 35.0%	Game:	17-65 26.2%	Deadball	
3FG %:	0-3 0.0%		0-1 0.0%		0-1 0.0%		2-8 25.0%		2-13 15.4%	Rebounds	
FT %:	3-4 75.0%		2-2 100.0%		4-4 100.0%		3-4 75.0%		12-14 85.7%		0,1

Officials: Daryl Humphrey, Eric Brewton, Dee Kantner  
 Technical fouls: #5/6 South Carolina-None. Clemson-None.  
 Attendance: 2830

Score by periods	1st	2nd	3rd	4th	Total
#5/6 South Carolina	20	22	23	19	84
Clemson	9	14	6	19	48

Last FG - SC 4th-01:14, Clem 4th-00:27.  
 Largest lead - SC by 39 4th-09:16, Clem None.  
 SC led for 39:54. Clem led for 00:00. Game was tied for 00:00.

Points	In	Off	2nd	Fast	Bench
SC	44	23	10	26	25
Clem	20	4	10	0	28

Score tied - 0 times.  
 Lead changed - 0 times.

**Official Basketball Box Score -- Game Totals -- Final Statistics**  
**#17/23 Indiana vs #5/6 South Carolina**  
**11/28/19 9:10 p.m. AST at St. Thomas, U.S. Virgin Islands**

**#17/23 Indiana 71 • 5-0**

#	Player	Total			3-Ptr			Rebounds			PF	TP	A	TO	Blk	Stl	Min
		FG	FGA	FT	FTA	FG	FGA	FT	FTA	Off							
10	GULBE, Aleska	f	4-7	1-2	1-3	2	3	5	4	10	2	3	1	1	25		
50	WISE, Brenna	f	5-8	4-5	2-2	0	4	4	3	16	1	1	0	2	31		
13	PENN, Jaelynn	g	3-7	0-2	0-0	1	3	4	3	6	2	3	0	1	30		
14	PATBERG, Ali	g	5-8	1-2	5-8	1	4	5	1	16	4						

Official Basketball Box Score -- Game Totals -- Final Statistics
#5/6 South Carolina vs #2/2 Baylor
11/30/19 9:00 p.m.AST at St. Thomas, U.S. Virgin Islands

#5/6 South Carolina 74 • 8-1

Table with columns: #, Player, FG-FGA, 3-Ptr, FT-FTA, Rebounds (Off, Def, Tot), PF, TP, A, TO, Blk, Stl, Min. Includes team totals and shooting percentages.

1st - FG %: 8-17 47.1% 2nd: 7-11 63.6% 3rd: 5-13 38.5% 4th: 8-12 66.7% Game: 28-53 52.8% Deadball Rebounds 4-1
3FG %: 3-4 75.0% 0-3 0.0% 1-5 20.0% 0-1 0.0% 4-13 30.8% 1-2 50.0%
FT %: 3-4 75.0%

#2/2 Baylor 59 • 7-1

Table with columns: #, Player, FG-FGA, 3-Ptr, FT-FTA, Rebounds (Off, Def, Tot), PF, TP, A, TO, Blk, Stl, Min. Includes team totals and shooting percentages.

1st - FG %: 8-20 40.0% 2nd: 7-19 36.8% 3rd: 4-13 30.8% 4th: 5-17 29.4% Game: 24-69 34.8% Deadball Rebounds 6-2
3FG %: 0-0 0.0% 1-3 33.3% 0-4 0.0% 1-2 50.0% 2-9 22.2%
FT %: 3-4 75.0% 1-4 25.0% 5-10 50.0% 0-0 0.0% 9-18 50.0%

Officials: Dee Kantner, Eric Brewton, Nykesha Thompson
Technical fouls: #5/6 South Carolina-None, #2/2 Baylor-None.
Attendance: 2424
2019 U.S. Virgin Islands Paradise Jam Women's Basketball Tournament
REEF DIVISION
PRESENTED BY BASKETBALL TRAVELERS

Score by periods table with columns: 1st, 2nd, 3rd, 4th, Total. Shows scores for #5/6 South Carolina and #2/2 Baylor.

Last FG - SC 4th-00:01, BAY 4th-03:41.
Largest lead - SC by 15 4th-00:01, BAY by 6 1st-07:40.
SC led for 29:59, BAY led for 07:31. Game was tied for 01:51.

Score tied - 2 times.
Lead changed - 1 time.

Official Basketball Box Score -- Game Totals -- Final Statistics
#6/7 South Carolina vs Temple
12/07/19 3 p.m. at McGonigle Hall / Philadelphia, PA

#6/7 South Carolina 78 • 9-1,0-0 SEC

Table with columns: #, Player, FG-FGA, 3-Ptr, FT-FTA, Rebounds (Off, Def, Tot), PF, TP, A, TO, Blk, Stl, Min. Includes team totals and shooting percentages.

1st - FG %: 9-20 45.0% 2nd: 5-18 27.8% 3rd: 4-18 22.2% 4th: 9-21 42.9% Game: 27-77 35.1% Deadball Rebounds 2
3FG %: 4-8 50.0% 2-3 66.7% 1-5 20.0% 1-2 50.0% 8-18 44.4%
FT %: 0-0 0.0% 3-4 75.0% 7-9 77.8% 6-6 100.0%

Temple 71 • 5-5,0-1 AAC

Table with columns: #, Player, FG-FGA, 3-Ptr, FT-FTA, Rebounds (Off, Def, Tot), PF, TP, A, TO, Blk, Stl, Min. Includes team totals and shooting percentages.

1st - FG %: 6-16 37.5% 2nd: 7-17 41.2% 3rd: 5-18 27.8% 4th: 8-20 40.0% Game: 26-71 36.6% Deadball Rebounds 3
3FG %: 2-5 40.0% 2-5 40.0% 3-7 42.9% 4-9 44.4% 11-26 42.3%
FT %: 1-2 50.0% 2-2 100.0% 3-5 60.0% 2-2 100.0%

Officials: Pualani Spurlock, Cameron Inouye, Joseph Vaszily
Technical fouls: #6/7 South Carolina-None, Temple-None.
Attendance: 1802

Score by periods table with columns: 1st, 2nd, 3rd, 4th, Total. Shows scores for #6/7 South Carolina and Temple.

Last FG - SC 4th-00:04, Temple 4th-00:00.
Largest lead - SC by 15 4th-04:21, Temple by 2 3rd-08:18.
SC led for 34:55, Temple led for 02:28. Game was tied for 02:37.

Score tied - 7 times.
Lead changed - 6 times.

Official Basketball Box Score -- Game Totals -- Final Statistics
Purdue vs #5/6 South Carolina
12/15/19 2 p.m. at Columbia, S.C./Colonial Life Arena

Purdue 49 • 7-3

Table with columns: #, Player, FG-FGA, 3-Ptr, FT-FTA, Rebounds (Off, Def, Tot), PF, TP, A, TO, Blk, Stl, Min. Includes team totals and shooting percentages.

1st - FG %: 6-17 35.3% 2nd: 4-16 25.0% 3rd: 7-18 38.9% 4th: 0-8 0.0% Game: 17-59 28.8% Deadball Rebounds 1,1
3FG %: 1-4 25.0% 2-8 25.0% 3-5 60.0% 0-1 0.0% 6-18 33.3%
FT %: 0-0 0.0% 2-2 100.0% 0-0 0.0% 7-10 70.0%

#5/6 South Carolina 85 • 10-1

Table with columns: #, Player, FG-FGA, 3-Ptr, FT-FTA, Rebounds (Off, Def, Tot), PF, TP, A, TO, Blk, Stl, Min. Includes team totals and shooting percentages.

1st - FG %: 12-19 63.2% 2nd: 7-18 38.9% 3rd: 11-18 61.1% 4th: 7-21 33.3% Game: 37-76 48.7% Deadball Rebounds 2,2
3FG %: 0-1 0.0% 0-4 0.0% 1-1 100.0% 1-2 50.0% 2-8 25.0%
FT %: 2-3 66.7% 3-3 100.0% 2-3 66.7% 2-6 33.3%

Officials: Dee Kantner, Jesse Dickerson, Kevin Pethel
Technical fouls: Purdue-None, #5/6 South Carolina-None.
Attendance: 11306

Score by periods table with columns: 1st, 2nd, 3rd, 4th, Total. Shows scores for Purdue and #5/6 South Carolina.

Last FG - PUR 3rd-02:54, SC 4th-02:07.
Largest lead - PUR None, SC by 38 4th-02:07.
PUR led for 00:00, SC led for 38:23. Game was tied for 01:37.

Score tied - 1 time.
Lead changed - 0 times.

Official Basketball Box Score -- Game Totals -- Final Statistics
Duke vs #5/6 South Carolina
12/19/19 7 p.m. at Columbia, S.C./Colonial Life Arena

Duke 46 • 7-4

Table with columns: #, Player, FG-FGA, 3-Ptr, FT-FTA, Rebounds (Off, Def, Tot), PF, TP, A, TO, Blk, Stl, Min. Includes team totals and shooting percentages.

1st - FG %: 6-17 35.3% 2nd: 1-8 12.5% 3rd: 4-12 33.3% 4th: 6-18 33.3% Game: 17-55 30.9% Deadball Rebounds 2,1
3FG %: 2-7 28.6% 0-1 0.0% 1-2 50.0% 1-5 20.0% 4-15 26.7%
FT %: 0-0 0.0% 2-2 100.0% 3-6 50.0% 3-7 42.9%

#5/6 South Carolina 89 • 11-1

Table with columns: #, Player, FG-FGA, 3-Ptr, FT-FTA, Rebounds (Off, Def, Tot), PF, TP, A, TO, Blk, Stl, Min. Includes team totals and shooting percentages.

1st - FG %: 6-17 35.3% 2nd: 8-13 61.5% 3rd: 9-20 45.0% 4th: 8-16 50.0% Game: 31-66 47.0% Deadball Rebounds 8,1
3FG %: 2-6 33.3% 0-1 0.0% 2-6 33.3% 2-5 40.0% 6-18 33.3%
FT %: 2-3 66.7% 5-11 45.5% 6-9 66.7% 8-9 88.9%

Officials: Karen Preato, Eric J Brewton, Brian Hall
Technical fouls: Duke-None, #5/6 South Carolina-None.
Attendance: 11024
Game Time 1:49

Score by periods table with columns: 1st, 2nd, 3rd, 4th, Total. Shows scores for Duke and #5/6 South Carolina.

Last FG - DU 4th-02:19, SC 4th-00:44.
Largest lead - DU by 4 1st-08:27, SC by 44 4th-06:14.
DU led for 02:17, SC led for 37:39. Game was tied for 00:04.

Score tied - 0 times.
Lead changed - 7 times.

Official Basketball Box Score -- Game Totals -- Final Statistics
#25/21 South Dakota vs #5/6 South Carolina
12/22/19 12 p.m. at Columbia, S.C./Colonial Life Arena

#25/21 South Dakota 60 • 12-2

Table with columns: Player, FG-FGA, 3-Ptr, FT-FTA, Rebounds, PF, TP, A TO Blk Stl, Min. Includes player stats for Hannah Sjerven, Monica Arens, Chloe Lamb, etc.

Summary statistics table for #25/21 South Dakota vs #5/6 South Carolina, including 1st-4th quarter percentages and totals.

#5/6 South Carolina 73 • 12-1

Table with columns: Player, FG-FGA, 3-Ptr, FT-FTA, Rebounds, PF, TP, A TO Blk Stl, Min. Includes player stats for Boston, Aliyah, BEAL, Brea, HERBERT HARRIGAN, etc.

Summary statistics table for #5/6 South Carolina vs #25/21 South Dakota, including 1st-4th quarter percentages and totals.

Officials: Denise Brooks, Amy Bonner, Karleena Tobin
Technical fouls: #25/21 South Dakota-None. #5/6 South Carolina-None.
Attendance: 10505

Score by periods table for #25/21 South Dakota vs #5/6 South Carolina.

Last FG - USD 4th-03:13, SC 4th-04:00.
Largest lead - USD by 3 1st-07:42, SC by 20 3rd-03:03.
USD led for 00:51. SC led for 36:15. Game was tied for 02:46.

Official Basketball Box Score -- Game Totals -- Final Statistics
#13/13 Kentucky vs #4/5 South Carolina
01/02/20 7 p.m. at Columbia, S.C./Colonial Life Arena

#13/13 Kentucky 72 • 11-2, 0-1 SEC

Table with columns: Player, FG-FGA, 3-Ptr, FT-FTA, Rebounds, PF, TP, A TO Blk Stl, Min. Includes player stats for McKinney, KeKe, Wyatt, Tatyana, Haines, Sabrina, etc.

Summary statistics table for #13/13 Kentucky vs #4/5 South Carolina, including 1st-4th quarter percentages and totals.

#4/5 South Carolina 99 • 13-1, 1-0 SEC

Table with columns: Player, FG-FGA, 3-Ptr, FT-FTA, Rebounds, PF, TP, A TO Blk Stl, Min. Includes player stats for Boston, Aliyah, HERBERT HARRIGAN, COOKE, Zia, BEAL, Brea, etc.

Summary statistics table for #4/5 South Carolina vs #13/13 Kentucky, including 1st-4th quarter percentages and totals.

Officials: Tina Napier, Angelica Suffren, Kevin Pethel
Technical fouls: #13/13 Kentucky-Paschal, Amanda. #4/5 South Carolina-COOKE, Zia
Attendance: 12261

Score by periods table for #4/5 South Carolina vs #13/13 Kentucky.

Last FG - UK 4th-00:20, SC 4th-02:05.
Largest lead - UK None, SC by 33 4th-08:12.
UK led for 00:00. SC led for 39:37. Game was tied for 00:17.

Points, In Paint, Off T/O, 2nd Chance, Fast Break, Bench table for #4/5 South Carolina vs #13/13 Kentucky.

Score tied - 0 times.
Lead changed - 0 times.

Official Basketball Box Score -- Game Totals -- Final Statistics
#4/5 South Carolina vs Alabama
01/05/20 5:00 pm at

#4/5 South Carolina 93 • 14-1, 2-0 SEC

Table with columns: Player, FG-FGA, 3-Ptr, FT-FTA, Rebounds, PF, TP, A TO Blk Stl, Min. Includes player stats for Boston, Aliyah, HERBERT HARRIGAN, COOKE, Zia, BEAL, Brea, etc.

Summary statistics table for #4/5 South Carolina vs Alabama, including 1st-4th quarter percentages and totals.

Alabama 78 • 10-5, 0-2 SEC

Table with columns: Player, FG-FGA, 3-Ptr, FT-FTA, Rebounds, PF, TP, A TO Blk Stl, Min. Includes player stats for Ariyah Copeland, Jasmine Walker, Megan Abrams, etc.

Summary statistics table for Alabama vs #4/5 South Carolina, including 1st-4th quarter percentages and totals.

Officials: Timothy Daley, Dawn Marsh, Gina Cross
Technical fouls: #4/5 South Carolina-None. Alabama-TEAM.
Attendance: 2168
2019-20 Women's Basketball. Round: 0. Alabama vs South Carolina. Played at Col

Score by periods table for #4/5 South Carolina vs Alabama.

Last FG - SC 4th-00:27, Bama 4th-01:15.
Largest lead - SC by 20 3rd-07:28, Bama None.
SC led for 39:44. Bama led for 00:00. Game was tied for 00:16.

Official Basketball Box Score -- Game Totals -- Final Statistics
#21/21 Arkansas vs #4/5 South Carolina
01/09/20 7 p.m. at Columbia, S.C./Colonial Life Arena

#21/21 Arkansas 82 • 13-3 (1-2 SEC)

Table with columns: Player, FG-FGA, 3-Ptr, FT-FTA, Rebounds, PF, TP, A TO Blk Stl, Min. Includes player stats for Thomas, Taylah, Tolfree, Alexis, Ramirez, Amber, etc.

Summary statistics table for #21/21 Arkansas vs #4/5 South Carolina, including 1st-4th quarter percentages and totals.

#4/5 South Carolina 91 • 15-1 (3-0 SEC)

Table with columns: Player, FG-FGA, 3-Ptr, FT-FTA, Rebounds, PF, TP, A TO Blk Stl, Min. Includes player stats for Boston, Aliyah, HERBERT HARRIGAN, COOKE, Zia, BEAL, Brea, etc.

Summary statistics table for #4/5 South Carolina vs #21/21 Arkansas, including 1st-4th quarter percentages and totals.

Officials: Brian Hall, Katie Lukanich, Bryan Enterline
Technical fouls: #21/21 Arkansas-None. #4/5 South Carolina-None.
Attendance: 10234

Score by periods table for #4/5 South Carolina vs #21/21 Arkansas.

Last FG - ARK 4th-01:30, SC 4th-01:38.
Largest lead - ARK None, SC by 25 4th-09:01.
ARK led for 00:00. SC led for 39:21. Game was tied for 00:39.

Points, In Paint, Off T/O, 2nd Chance, Fast Break, Bench table for #4/5 South Carolina vs #21/21 Arkansas.

Score tied - 0 times.
Lead changed - 0 times.

Official Basketball Box Score -- Game Totals -- Final Statistics #4/5 South Carolina vs Vanderbilt 01/12/20 4:00 pm at

#4/5 South Carolina 93 • 16-1,4-0 SEC

Box score table for #4/5 South Carolina vs Vanderbilt. Columns include Player, FG-FGA, 3-Ptr, FT-FTA, Rebounds, PF, TP, A TO Blk Stl, Min. Totals: 35-69, 5-17, 18-24, 16 30 46, 13 93, 15 11 11 9 200.

Summary statistics for #4/5 South Carolina vs Vanderbilt. 1st-FG: 9-23 39.1%, 2nd: 5-12 41.7%, 3rd: 12-16 75.0%, 4th: 9-18 50.0%, Game: 35-69 50.7%, Deadball Rebounds: 1.

Vanderbilt 57 • 12-5,2-2 SEC

Box score table for Vanderbilt. Columns include Player, FG-FGA, 3-Ptr, FT-FTA, Rebounds, PF, TP, A TO Blk Stl, Min. Totals: 24-70, 1-6, 8-11, 17 23 40, 20 57, 8 16 2 6 200.

Summary statistics for Vanderbilt. 1st-FG: 4-14 28.6%, 2nd: 7-18 38.9%, 3rd: 7-17 41.2%, 4th: 6-21 28.6%, Game: 24-70 34.3%, Deadball Rebounds: 2.

Officials: Pualani Spurlock,Gina Cross,Denise Brooks Technical fouls: #4/5 South Carolina-None. Vanderbilt-None. Attendance: 2447 2019-20 Women's Basketball. Round: 0. South Carolina vs Vanderbilt. Played at

Score by periods table for #4/5 South Carolina vs Vanderbilt. Columns: 1st, 2nd, 3rd, 4th, Total. Totals: 21, 17, 36, 19, 93.

Last FG - SC 4th-03:05, Vandy 4th-00:36. Largest lead - SC by 47 4th-04:53, Vandy None. SC led for 39:11. Vandy led for 00:00. Game was tied for 00:49.

Official Basketball Box Score -- Game Totals -- Final Statistics #1/2 South Carolina vs Mizzou 1/16/20 7:30 PM CT at Columbia, Mo. (Mizzou Arena)

#1/2 South Carolina 78 • 17-1, 5-0 SEC

Box score table for #1/2 South Carolina vs Mizzou. Columns include Player, FG-FGA, 3-Ptr, FT-FTA, Rebounds, PF, TP, A TO Blk Stl, Min. Totals: 27-70, 7-16, 17-27, 26 36 62, 17 78, 12 18 8 4 200.

Summary statistics for #1/2 South Carolina vs Mizzou. 1st-FG: 4-20 20.0%, 2nd: 9-15 60.0%, 3rd: 7-18 38.9%, 4th: 7-17 41.2%, Game: 27-70 38.6%, Deadball Rebounds: 4.

Mizzou 45 • 4-14, 1-4 SEC

Box score table for Mizzou. Columns include Player, FG-FGA, 3-Ptr, FT-FTA, Rebounds, PF, TP, A TO Blk Stl, Min. Totals: 15-55, 3-16, 12-19, 7 23 30, 20 45, 5 15 2 5 200.

Summary statistics for Mizzou. 1st-FG: 3-13 23.1%, 2nd: 4-14 28.6%, 3rd: 5-13 38.5%, 4th: 3-15 20.0%, Game: 15-55 27.3%, Deadball Rebounds: 4.

Officials: Mark Zentz, Angelica Suffren, Laura Morris Technical fouls: #1/2 South Carolina-None. Mizzou-None. Attendance: 3576

Score by periods table for #1/2 South Carolina vs Mizzou. Columns: 1st, 2nd, 3rd, 4th, Total. Totals: 12, 23, 24, 19, 78.

Last FG - SC 4th-01:59, MU-W 4th-00:24. Largest lead - SC by 35 4th-01:59, MU-W by 2 1st-08:53. SC led for 38:15. MU-W led for 00:38. Game was tied for 01:07.

Official Basketball Box Score -- Game Totals -- Final Statistics #9/9 Mississippi St vs #1/2 South Carolina 01/20/20 7 p.m. at Columbia, S.C./Colonial Life Arena

#9/9 Mississippi St 79 • 16-3 (4-1 SEC)

Box score table for #9/9 Mississippi St vs #1/2 South Carolina. Columns include Player, FG-FGA, 3-Ptr, FT-FTA, Rebounds, PF, TP, A TO Blk Stl, Min. Totals: 33-67, 3-6, 10-12, 12 23 35, 21 79, 5 10 6 9 200.

Summary statistics for #9/9 Mississippi St vs #1/2 South Carolina. 1st-FG: 5-13 38.5%, 2nd: 12-20 60.0%, 3rd: 10-18 55.6%, 4th: 6-16 37.5%, Game: 33-67 49.3%, Deadball Rebounds: 0.

#1/2 South Carolina 81 • 18-1 (6-0 SEC)

Box score table for #1/2 South Carolina vs #9/9 Mississippi St. Columns include Player, FG-FGA, 3-Ptr, FT-FTA, Rebounds, PF, TP, A TO Blk Stl, Min. Totals: 32-68, 4-11, 13-19, 15 23 38, 13 81, 17 11 8 5 200.

Summary statistics for #1/2 South Carolina vs #9/9 Mississippi St. 1st-FG: 9-17 52.9%, 2nd: 7-15 46.7%, 3rd: 8-18 44.4%, 4th: 8-18 44.4%, Game: 32-68 47.1%, Deadball Rebounds: 4,1.

Officials: Tina Napier, Cameron Inouye, Billy Smith Technical fouls: #9/9 Mississippi St-None. #1/2 South Carolina-None. Attendance: 13163

Score by periods table for #9/9 Mississippi St vs #1/2 South Carolina. Columns: 1st, 2nd, 3rd, 4th, Total. Totals: 13, 29, 23, 14, 79.

Last FG - MSU 4th-03:26, SC 4th-02:01. Largest lead - MSU by 9 4th-07:59, SC by 12 2nd-06:31. MSU led for 11:00. SC led for 26:28. Game was tied for 02:32.

Official Basketball Box Score -- Game Totals -- Final Statistics #1/2 South Carolina vs Georgia 01/26/20 3:00 pm at Athens, GA

#1/2 South Carolina 88 • 19-1,7-0 SEC

Box score table for #1/2 South Carolina vs Georgia. Columns include Player, FG-FGA, 3-Ptr, FT-FTA, Rebounds, PF, TP, A TO Blk Stl, Min. Totals: 35-58, 2-3, 16-25, 10 32 47, 13 88, 19 14 9 11 200.

Summary statistics for #1/2 South Carolina vs Georgia. 1st-FG: 13-20 65.0%, 2nd: 7-14 50.0%, 3rd: 8-12 66.7%, 4th: 7-12 58.3%, Game: 35-58 60.3%, Deadball Rebounds: 4.

Georgia 53 • 12-8,3-4 SEC

Box score table for Georgia. Columns include Player, FG-FGA, 3-Ptr, FT-FTA, Rebounds, PF, TP, A TO Blk Stl, Min. Totals: 22-68, 5-16, 4-5, 14 18 32, 18 53, 11 17 3 7 200.

Summary statistics for Georgia. 1st-FG: 3-13 23.1%, 2nd: 9-17 52.9%, 3rd: 7-19 36.8%, 4th: 3-19 15.8%, Game: 22-68 32.4%, Deadball Rebounds: 1.

Officials: Brian Garland,Karen Preato,Denise Brooks Technical fouls: #1/2 South Carolina-None. Georgia-None. Attendance: 6047 2019-20 Women's Basketball. Round: 0. Georgia vs South Carolina. Played at Ste

Score by periods table for #1/2 South Carolina vs Georgia. Columns: 1st, 2nd, 3rd, 4th, Total. Totals: 28, 19, 18, 23, 88.

Last FG - SC 4th-01:29, UGA 4th-00:55. Largest lead - SC by 37 4th-01:29, UGA by 2 1st-09:33. SC led for 39:13. UGA led for 00:20. Game was tied for 00:27.

**Official Basketball Box Score -- Game Totals -- Final Statistics**  
**#1/2 South Carolina vs Ole Miss**  
**01/30/20 7 p.m. at Oxford, Miss. (The Pavilion at Ole Miss)**

**#1/2 South Carolina 87 • 20-1, 8-0 SEC**

##	Player	Total		FT-FTA	Rebounds			PF	TP	A	TO	Blk	Stl	Min
		FG-FGA	3-Ptr		Off	Def	Tot							
04	BOSTON, Aliyah	f	3-3	0-0	1-2	3	5	8	0	7	1	1	1	18
21	HERBERT HARRIGAN,	f	4-7	0-0	2-2	2	2	4	0	10	0	0	2	18
01	COOKE, Zia	g	3-6	0-1	2-4	1	1	2	3	8	3	1	0	23
12	BEAL, Brea	g	2-8	0-3	0-0	1	1	2	0	4	1	1	0	17
52	HARRIS, Tyasha	g	4-8	2-2	0-0	2	3	5	0	10	2	2	0	22
00	THOMPSON, Olivia		2-6	2-6	0-0	0	1	1	2	6	1	1	0	14
03	HENDERSON, Destanni		3-4	1-2	2-2	0	2	2	1	9	3	2	0	21
05	SAXTON, Victoria		2-3	0-0	1-2	2	3	5	0	5	2	0	0	12
15	AMIHERE, Laeticia		6-8	2-3	2-2	0	1	1	1	16	0	2	3	22
24	GRISSETT, LeLe		3-6	0-0	1-1	3	1	4	1	7	1	2	0	23
32	WESOLEK, Elysa		1-3	1-2	2-2	0	1	1	1	5	0	0	1	10
	Team					2	8	10						
	Totals		33-62	8-19	13-17	16	29	45	9	87	14	12	7	9

1st - FG %: 7-15 46.7%    2nd: 6-15 40.0%    3rd: 10-16 62.5%    4th: 10-16 62.5%    Game: 33-62 53.2%    Deadball  
 3FG %: 1-3 33.3%    1-4 25.0%    2-4 50.0%    4-8 50.0%    8-19 42.1%    Rebounds  
 FT %: 3-4 75.0%    1-2 50.0%    3-4 75.0%    6-7 85.7%    13-17 76.5%    2

**Ole Miss 32 • 7-14, 0-8 SEC**

##	Player	Total		FT-FTA	Rebounds			PF	TP	A	TO	Blk	Stl	Min
		FG-FGA	3-Ptr		Off	Def	Tot							
13	Banks, Dominique	f	1-5	0-0	2-2	1	2	3	1	4	0	1	0	19
02	Reid, Mimi	g	5-10	0-0	2-2	0	0	0	1	12	1	2	0	39
20	Alexander, Jayla	g	1-4	0-0	0-0	0	1	1	0	2	0	5	0	23
31	Cage, Deja	g	3-14	0-5	0-0	0	0	0	2	6	4	3	1	33
44	Lewis, Torri	g	0-6	0-5	0-0	0	3	3	2	0	1	2	0	20
11	Rankin, Tootie		0-4	0-0	2-2	1	1	2	1	2	0	1	0	16
21	Smith, Taylor		2-5	0-0	0-0	2	2	4	5	4	0	1	0	20
25	Parker, Bryn		0-0	0-0	0-0	0	0	0	0	0	0	0	0	4
32	Kitchens, Iyanla		1-2	0-0	0-0	2	3	5	5	2	1	3	0	26
	Team					2	2	4			1			
	Totals		13-50	0-10	6-6	8	14	22	17	32	7	19	1	5

1st - FG %: 0-9 0.0%    2nd: 1-11 9.1%    3rd: 6-14 42.9%    4th: 6-16 37.5%    Game: 13-50 26.0%    Deadball  
 3FG %: 0-1 0.0%    0-5 0.0%    0-1 0.0%    0-3 0.0%    0-10 0.0%    Rebounds  
 FT %: 0-0 0.0%    0-0 0.0%    0-0 0.0%    6-6 100.0%    6-6 100.0%    0,1

Officials: Kevin Pethtel, Bryan Enterline, Jennifer Rezac  
 Technical fouls: #1/2 South Carolina-None. Ole Miss-None.  
 Attendance: 1225

Score by periods	1st	2nd	3rd	4th	Total
#1/2 South Carolina	18	14	25	30	87
Ole Miss	0	2	12	18	32

	In	Off	2nd	Fast	Bench
Points	Paint	T/O	Chance	Break	
SC	40	25	17	15	48
OM	14	6	2	0	8

Last FG - SC 4th-00:39, OM 4th-00:58.    Score tied - 0 times.  
 Largest lead - SC by 57 4th-00:39, OM None.    Lead changed - 0 times.  
 SC led for 37:54, OM led for 00:00. Game was tied for 02:06.

## LAST FIVE GAMES

### 2019-20 Women's Basketball South Carolina Combined Team Statistics (as of Jan 30, 2020) Last 5

<b>RECORD:</b>	<b>OVERALL</b>	<b>HOME</b>	<b>AWAY</b>	<b>NEUTRAL</b>
ALL GAMES	5-0	1-0	4-0	0-0
CONFERENCE	5-0	1-0	4-0	0-0
NON-CONFERENCE	0-0	0-0	0-0	0-0

##	Player	gp-gs	min	avg	Total		3-Point		F-Throw		Rebounds				pf	dq	a	to	blk	stl	pts	avg		
					fg-fga	fg%	3fg-fga	3fg%	ft-fa	ft%	off	def	tot	avg										
52	HARRIS, Tyasha	5-5	132	26.4	25-53	.472	6-11	.545	11-12	.917	4	13	17	3.4	4	0	27	9	0	5	67	13.4		
21	HERBERT HARRIGAN	5-5	111	22.2	25-44	.568	5-6	.833	8-9	.889	5	13	18	3.6	6	0	4	3	11	3	63	12.6		
04	BOSTON, Aliyah	5-5	111	22.2	29-46	.630	0-0	.000	5-7	.714	15	29	44	8.8	9	0	6	8	6	6	63	12.6		
01	COOKE, Zia	5-5	131	26.2	20-47	.426	6-19	.316	15-21	.714	5	13	18	3.6	9	0	8	10	1	4	61	12.2		
03	HENDERSON, Destan	5-0	113	22.6	14-30	.467	2-9	.222	6-11	.545	0	13	13	2.6	4	0	16	10	0	4	36	7.2		
15	AMIHERE, Laeticia	5-0	77	15.4	12-27	.444	3-4	.750	9-16	.563	8	11	19	3.8	12	1	4	9	9	3	36	7.2		
24	GRISSETT, LeLe	5-0	89	17.8	12-19	.632	0-0	.000	10-13	.769	10	11	21	4.2	5	0	6	7	4	2	34	6.8		
05	SAXTON, Victaria	5-0	75	15.0	12-20	.600	0-0	.000	5-10	.500	12	9	21	4.2	5	0	2	4	7	4	29	5.8		
12	BEAL, Brea	5-5	111	22.2	9-25	.360	1-5	.200	6-11	.545	8	19	27	5.4	5	0	2	3	4	7	25	5.0		
32	WESOLEK, Elysa	4-0	23	5.8	2-6	.333	1-2	.500	2-2	1.000	1	2	3	0.8	3	0	1	2	1	0	7	1.8		
00	THOMPSON, Olivia	4-0	27	6.8	2-10	.200	2-10	.200	0-0	.000	0	1	1	0.3	3	0	1	1	0	0	6	1.5		
Team											15	16	31											
Total.....		5	1000		162-327	.495	26-66	.394	77-112	.688	83	150	233	46.6	65	1	77	66	43	38	427	85.4		
Opponents.....		5	1000		107-310	.345	12-54	.222	40-53	.755	58	101	159	31.8	96	5	36	77	14	32	266	53.2		

## VS. RANKED OPPONENTS

### 2019-20 Women's Basketball South Carolina Combined Team Statistics (as of Jan 21, 2020) vs. Ranked Teams

<b>RECORD:</b>	<b>OVERALL</b>	<b>HOME</b>	<b>AWAY</b>	<b>NEUTRAL</b>
ALL GAMES	6-1	4-0	1-0	1-1
CONFERENCE	3-0	3-0	0-0	0-0
NON-CONFERENCE	3-1	1-0	1-0	1-1

##	Player	gp-gs	min	avg	Total		3-Point		F-Throw		Rebounds				pf	dq	a	to	blk	stl	pts	avg		
					fg-fga	fg%	3fg-fga	3fg%	ft-fa	ft%	off	def	tot	avg										
04	BOSTON, Aliyah	7-7	189	27.0	43-68	.632	0-0	.000	19-21	.905	31	43	74	10.6	20	1	7	9	20	2	105	15.0		
52	HARRIS, Tyasha	7-7	230	32.9	32-81	.395	7-19	.368	20-23	.870	2	24	26	3.7	11	1	36	24	0	8	91	13.0		
01	COOKE, Zia	7-7	186	26.6	30-90	.333	9-26	.346	15-16	.938	9	15	24	3.4	18	0	10	13	2	6	84	12.0		
21	HERBERT HARRIGAN	7-7	205	29.3	27-66	.409	4-9	.444	18-20	.900	7	39	46	6.6	20	0	12	16	9	4	76	10.9		
12	BEAL, Brea	7-7	180	25.7	20-50	.400	1-10	.100	13-26	.500	18	29	47	6.7	12	0	6	13	4	7	54	7.7		
24	GRISSETT, LeLe	7-0	98	14.0	13-19	.684	0-1	.000	16-23	.696	18	5	23	3.3	13	0	3	6	1	1	42	6.0		
03	HENDERSON, Destan	7-0	142	20.3	12-39	.308	3-19	.158	3-7	.429	5	13	18	2.6	7	0	16	17	0	8	30	4.3		
05	SAXTON, Victaria	7-0	95	13.6	10-14	.714	0-0	.000	9-12	.750	4	12	16	2.3	15	0	0	6	3	4	29	4.1		
15	AMIHERE, Laeticia	7-0	70	10.0	11-19	.579	0-2	.000	5-15	.333	6	10	16	2.3	7	0	1	6	3	2	27	3.9		
00	THOMPSON, Olivia	2-0	2	1.0	0-0	.000	0-0	.000	0-0	.000	0	0	0	0.0	0	0	0	1	0	0	0	0.0		
32	WESOLEK, Elysa	2-0	3	1.5	0-0	.000	0-0	.000	0-0	.000	0	0	0	0.0	1	0	0	0	0	0	0	0.0		
Team											23	12	35											
Total.....		7	1400		198-446	.444	24-86	.279	118-163	.724	123	202	325	46.4	124	2	91	112	42	42	538	76.9		
Opponents.....		7	1400		184-457	.403	36-114	.316	73-108	.676	77	140	217	31.0	139	3	61	77	20	52	477	68.1		

**2019-20 Women's Basketball**  
**South Carolina Team Game-by-Game Comparison (as of Jan 30, 2020)**  
**All games**

Opponent	1st	2nd	Score	Mar	Total FG	FG Pct	3-Pointers	3FG Pct	Free Throws	FT Pct	Rebounds	Assist	T/Over	Block	Steal	Fouls	
ALABAMA STATE	43/24	60/19	103-43	+60	37-75/14-69	.493/.203	7-16/1-7	.438/.143	22-32/14-21	.688/.667	53/43	+10	22/4	14/23	16/1	14/5	18/26
#4/5 Maryland	34/24	29/30	63-54	+9	19-60/22-70	.317/.314	1-9/2-16	.111/.125	24-30/8-12	.800/.667	54/38	+16	12/9	15/9	8/5	4/10	14/23
Dayton	41/21	34/28	75-49	+26	28-60/16-72	.467/.222	5-10/6-21	.500/.286	14-24/11-17	.583/.647	52/42	+10	17/8	17/13	10/3	5/6	20/19
APPALACHIAN STATE	53/9	39/41	92-50	+42	37-66/18-67	.561/.289	6-15/5-16	.400/.313	12-17/9-13	.706/.692	42/37	+5	25/7	14/21	17/2	11/5	17/18
USC UPSTATE	64/18	48/14	112-32	+80	43-77/10-63	.558/.159	12-23/4-29	.522/.138	14-21/8-12	.667/.667	57/34	+23	28/7	12/24	9/2	18/5	11/18
Clemson	42/23	42/25	84-48	+36	33-69/17-65	.478/.282	8-23/2-13	.348/.154	10-16/12-14	.625/.857	44/44	-	17/7	14/22	9/3	15/7	16/18
#17/23 Indiana	31/38	26/33	57-71	(14)	24-65/26-52	.369/.500	2-19/7-15	.105/.467	7-15/12-19	.467/.632	40/32	+8	11/10	18/13	3/2	6/5	23/18
Washington State	37/32	31/21	68-53	+15	29-61/21-52	.475/.404	2-5/6-12	.400/.500	8-20/5-7	.400/.714	39/30	+9	11/11	12/21	3/2	8/4	15/19
#2/2 Baylor	38/35	36/24	74-59	+15	28-53/24-69	.528/.348	4-13/2-9	.308/.222	14-20/9-18	.700/.500	43/29	+14	12/9	19/9	7/0	6/3	20/19
Temple	37/33	41/38	78-71	+7	27-77/26-71	.351/.366	8-18/11-26	.444/.423	16-19/8-11	.842/.727	48/50	(4)	16/15	9/19	7/4	13/3	13/14
PURDUE	43/25	42/24	85-49	+36	37-76/17-59	.487/.288	2-8/6-18	.250/.333	9-15/9-12	.600/.750	56/28	+28	18/7	14/19	11/11	16/7	12/16
DUKE	37/19	52/27	89-46	+43	31-66/17-55	.470/.309	6-18/4-15	.333/.267	21-32/8-15	.656/.533	45/34	+11	17/9	16/30	8/5	15/11	13/26
#25/21 SOUTH DAKOTA	42/29	31/31	73-60	+13	26-62/26-62	.419/.419	4-11/3-17	.364/.176	17-25/5-12	.680/.417	47/30	+17	6/7	22/16	6/4	8/9	22/22
#13/13 KENTUCKY	49/28	50/44	99-72	+27	36-59/23-58	.610/.397	1-6/7-21	.167/.333	26-33/19-23	.788/.826	40/20	+20	19/8	13/14	3/1	9/9	20/24
Alabama	42/27	51/51	93-78	+15	31-66/25-59	.470/.424	7-17/8-16	.412/.500	24-29/20-29	.828/.690	42/33	+9	16/13	11/14	6/0	12/3	22/18
#21/21 ARKANSAS	44/30	47/52	91-82	+9	33-79/30-79	.418/.380	8-17/12-30	.471/.400	17-21/10-12	.810/.833	63/33	+30	14/13	14/6	7/2	4/7	12/12
Vanderbilt	38/24	55/33	93-57	+36	35-69/24-70	.507/.343	5-17/11-6	.294/.167	18-24/8-11	.750/.727	48/40	+6	15/8	11/16	11/2	9/6	13/20
Mizzou	35/17	43/28	78-45	+33	27-70/15-55	.386/.273	7-16/3-16	.438/.188	17-27/12-19	.630/.632	62/30	+32	12/5	18/15	8/2	4/5	17/20
#9/9 MISSISSIPPI ST	43/42	38/37	81-79	+2	32-69/33-67	.471/.493	4-11/3-6	.364/.500	13-19/10-12	.684/.833	38/35	+3	17/5	11/10	8/6	5/9	13/21
Georgia	47/30	41/23	88-53	+35	35-58/22-68	.603/.324	2-3/5-16	.667/.313	16-25/4-5	.640/.800	42/32	+10	19/11	14/17	9/3	11/7	13/18
Ole Miss	32/2	55/30	87-32	+55	33-62/13-50	.532/.280	8-19/0-10	.421/.000	13-17/6-6	.765/1000	45/22	+23	14/7	12/19	7/1	9/5	9/17

Note: Game totals are displayed in the format TEAM/OPPONENT for each category

**2019-20 Women's Basketball**  
**South Carolina Points-Rebounds-Assists (as of Jan 30, 2020)**  
**All games**

Opponent	Date	Score		00	01	03	04	05	12	15
				THOMPSON,O	COOKE,ZIA	HENDERSON,	BOSTON,ALI	SAXTON,VIC	BEAL,BREA	AMIHERE,LA
ALABAMA STATE	11/05/19	103-43	w	10-0-1	13-3-2	8-2-4	12-12-1	9-5-2	4-5-3	6-6-1
at #4/5 Maryland	11/10/19	63-54	w	DNP	10-4-1	4-5-0	14-7-1	2-3-0	8-10-4	1-1-0
at Dayton	11/13/19	75-49	w	0-0-0	27-7-1	5-4-3	11-2-0	13-6-0	1-10-1	2-3-3
APPALACHIAN STATE	11/17/19	92-50	w	0-0-0	7-2-3	16-1-3	14-10-3	10-6-2	10-9-4	DNP
USC UPSTATE	11/21/19	112-32	w	3-1-2	8-1-5	15-5-5	18-10-2	14-8-0	6-3-3	10-6-1
at Clemson	11/24/19	84-48	w	3-0-0	10-1-3	10-2-4	13-4-1	2-3-0	11-3-2	1-6-0
vs #17/23 Indiana	11/28/19	57-71	L	DNP	10-4-2	2-2-3	10-2-0	2-3-0	9-6-0	5-4-0
vs Washington State	11/29/19	68-53	w	DNP	6-3-3	9-1-1	15-8-2	2-2-0	4-4-0	1-4-0
vs #2/2 Baylor	11/30/19	74-59	w	DNP	2-1-0	8-5-2	20-13-0	2-0-0	5-5-0	3-1-0
at Temple	12/07/19	78-71	w	DNP	3-2-3	12-4-1	10-8-2	2-2-0	10-7-0	5-4-0
PURDUE	12/15/19	85-49	w	3-0-0	14-5-3	15-6-1	10-6-4	0-0-1	5-4-0	1-9-1
DUKE	12/19/19	89-46	w	3-0-0	12-4-2	5-2-2	10-8-1	8-2-0	10-7-2	8-4-3
#25/21 SOUTH DAKOTA	12/22/19	73-60	w	0-0-0	13-1-0	5-3-0	7-9-1	8-4-0	9-5-0	0-2-0
#13/13 KENTUCKY	01/02/20	99-72	w	0-0-0	15-3-4	4-1-8	14-6-2	11-4-0	15-5-1	14-4-1
at Alabama	01/05/20	93-78	w	3-0-0	20-2-1	17-2-2	17-12-0	6-5-1	0-4-2	4-3-0
#21/21 ARKANSAS	01/09/20	91-82	w	DNP	21-5-1	5-1-1	19-25-0	4-2-0	4-12-1	4-2-0
at Vanderbilt	01/12/20	93-57	w	0-0-0	17-2-1	6-1-4	10-8-0	8-3-0	7-6-1	11-5-1
at Mizzou	01/16/20	78-45	w	0-0-0	14-3-1	5-3-1	10-10-1	10-10-0	3-13-0	6-7-1
#9/9 MISSISSIPPI ST	01/20/20	81-79	w	DNP	13-6-2	2-1-2	21-12-3	0-0-0	4-4-0	0-2-0
at Georgia	01/26/20	88-53	w	0-0-0	9-5-1	14-6-6	15-6-1	6-3-0	7-2-0	3-4-2
at Ole Miss	01/30/20	87-32	w	6-1-1	8-2-3	9-2-3	7-8-1	5-5-2	4-2-1	16-1-0

Opponent	Date	Score		21	24	32	52
				HERBERT HA	GRISSETT,L	WESOLEK,EL	HARRIS,TYA
ALABAMA STATE	11/05/19	103-43	w	13-5-2	10-7-1	7-1-1	11-5-4
at #4/5 Maryland	11/10/19	63-54	w	8-7-2	3-4-0	DNP	13-6-4
at Dayton	11/13/19	75-49	w	10-3-0	2-7-2	0-1-0	4-4-7
APPALACHIAN STATE	11/17/19	92-50	w	21-6-2	3-5-4	0-0-0	11-1-4
USC UPSTATE	11/21/19	112-32	w	13-6-2	7-3-2	0-2-0	18-7-6
at Clemson	11/24/19	84-48	w	13-9-1	6-5-1	3-2-1	12-4-4
vs #17/23 Indiana	11/28/19	57-71	L	13-8-1	1-2-0	DNP	5-1-5
vs Washington State	11/29/19	68-53	w	20-4-2	4-5-0	DNP	7-3-3
vs #2/2 Baylor	11/30/19	74-59	w	13-8-2	1-2-1	DNP	20-4-7
at Temple	12/07/19	78-71	w	15-7-1	0-3-2	DNP	21-3-7
PURDUE	12/15/19	85-49	w	12-5-2	11-8-1	DNP	14-2-5
DUKE	12/19/19	89-46	w	10-8-2	12-3-1	0-2-1	11-1-3
#25/21 SOUTH DAKOTA	12/22/19	73-60	w	7-8-1	17-6-1	0-0-0	7-4-3
#13/13 KENTUCKY	01/02/20	99-72	w	8-3-0	8-3-0	0-0-0	10-5-3
at Alabama	01/05/20	93-78	w	12-1-1	0-3-2	DNP	14-2-7
#21/21 ARKANSAS	01/09/20	91-82	w	13-6-3	8-4-1	DNP	13-5-7
at Vanderbilt	01/12/20	93-57	w	15-4-1	7-4-1	2-2-0	10-4-6
at Mizzou	01/16/20	78-45	w	14-1-0	5-8-2	0-0-1	11-4-5
#9/9 MISSISSIPPI ST	01/20/20	81-79	w	14-6-3	4-2-0	DNP	23-1-7
at Georgia	01/26/20	88-53	w	10-3-0	11-3-2	0-0-0	13-3-7
at Ole Miss	01/30/20	87-32	w	10-4-0	7-4-1	5-1-0	10-5-2

**2019-20 Women's Basketball**  
**South Carolina Combined Team Statistics (as of Jan 30, 2020)**  
**Conference games only**

<b>RECORD:</b>	<b>OVERALL</b>	<b>HOME</b>	<b>AWAY</b>	<b>NEUTRAL</b>
ALL GAMES	8-0	3-0	5-0	0-0
CONFERENCE	8-0	3-0	5-0	0-0
NON-CONFERENCE	0-0	0-0	0-0	0-0

##	Player	gp-gs	min	avg	Total		3-Point		F-Throw		Rebounds			pf	dq	a	to	blk	stl	pts	avg			
					fg-fga	fg%	3fg-fga	3fg%	ft-fta	ft%	off	def	tot											
01	COOKE, Zia	8-8	222	27.8	40-96	.417	13-32	.406	24-33	.727	10	18	28	3.5	14	0	14	15	1	10	117	14.6		
04	BOSTON, Aliyah	8-8	185	23.1	46-75	.613	0-0	.000	21-26	.808	34	53	87	10.9	14	0	8	12	15	8	113	14.1		
52	HARRIS, Tyasha	8-8	223	27.9	38-83	.458	9-18	.500	19-20	.950	5	24	29	3.6	8	0	44	16	0	9	104	13.0		
21	HERBERT HARRIGAN	8-8	195	24.4	37-71	.521	7-11	.636	15-17	.882	5	23	28	3.5	12	0	8	7	13	5	96	12.0		
03	HENDERSON, Destan	8-0	175	21.9	22-47	.468	5-18	.278	13-21	.619	0	17	17	2.1	9	0	27	17	0	7	62	7.8		
15	AMIHERE, Laeticia	8-0	112	14.0	22-41	.537	3-5	.600	11-19	.579	12	16	28	3.5	17	1	5	10	10	4	58	7.3		
24	GRISSETT, LeLe	8-0	134	16.8	16-26	.615	0-0	.000	18-21	.857	16	15	31	3.9	11	0	9	9	4	2	50	6.3		
05	SAXTON, Victaria	8-0	123	15.4	18-30	.600	0-0	.000	14-20	.700	17	15	32	4.0	13	0	3	4	10	6	50	6.3		
12	BEAL, Brea	8-8	174	21.8	18-45	.400	1-9	.111	7-16	.438	17	31	48	6.0	13	0	6	10	5	12	44	5.5		
00	THOMPSON, Olivia	6-0	32	5.3	3-11	.273	3-11	.273	0-0	.000	0	1	1	0.2	4	0	1	2	0	0	9	1.5		
32	WESOLEK, Elysa	5-0	25	5.0	2-6	.333	1-2	.500	2-2	1.000	1	2	3	0.6	4	0	1	2	1	0	7	1.4		
Team											21	25	46											
Total.....		8	1600		262-531	.493	42-106	.396	144-195	.738	138	240	378	47.2	119	1	126	104	59	63	710	88.8		
Opponents.....		8	1600		185-506	.366	39-121	.322	89-117	.761	88	157	245	30.6	150	6	70	111	17	51	498	62.2		

<b>TEAM STATISTICS</b>	<b>SC</b>	<b>OPP</b>	<b>Date</b>	<b>Opponent</b>	<b>Score</b>	<b>Att.</b>
SCORING	710	498	* 01/02/20	#13/13 KENTUCKY	w 99-72	12261
Points per game	88.8	62.2	* 01/05/20	at Alabama	w 93-78	2168
Scoring margin	+26.5	-	* 01/09/20	#21/21 ARKANSAS	w 91-82	10234
FIELD GOALS-ATT	262-531	185-506	* 01/12/20	at Vanderbilt	w 93-57	2447
Field goal pct	.493	.366	* 01/16/20	at Mizzou	w 78-45	3576
3 POINT FG-ATT	42-106	39-121	* 01/20/20	#9/9 MISSISSIPPI ST	w 81-79	13163
3-point FG pct	.396	.322	* 01/26/20	at Georgia	w 88-53	6047
3-pt FG made per game	5.3	4.9	* 01/30/20	at Ole Miss	w 87-32	1225
FREE THROWS-ATT	144-195	89-117	* = Conference game			
Free throw pct	.738	.761	@ = Paradise Jam (St. Thomas, U.S.V.I.)			
F-Throws made per game	18.0	11.1	^ = SEC Tournament (Greenville, S.C.)			
REBOUNDS	378	245				
Rebounds per game	47.2	30.6				
Rebounding margin	+16.6	-				
ASSISTS	126	70				
Assists per game	15.8	8.8				
TURNOVERS	104	111				
Turnovers per game	13.0	13.9				
Turnover margin	+0.9	-				
Assist/turnover ratio	1.2	0.6				
STEALS	63	51				
Steals per game	7.9	6.4				
BLOCKS	59	17				
Blocks per game	7.4	2.1				
ATTENDANCE	35658	15463				
Home games-Avg/Game	3-11886	5-3093				
Neutral site-Avg/Game	-	0-0				

<b>Score by Periods</b>	<b>1st</b>	<b>2nd</b>	<b>3rd</b>	<b>4th</b>	<b>Totals</b>
South Carolina	175	155	204	176	710
Opponents	73	127	153	145	498

**2019-20 Women's Basketball**  
**South Carolina Combined Team Statistics (as of Jan 30, 2020)**  
**All games**

<b>RECORD:</b>	<b>OVERALL</b>	<b>HOME</b>	<b>AWAY</b>	<b>NEUTRAL</b>
ALL GAMES	20-1	9-0	9-0	2-1
CONFERENCE	8-0	3-0	5-0	0-0
NON-CONFERENCE	12-1	6-0	4-0	2-1

##	Player	gp-gs	min	avg	Total		3-Point		F-Throw		Rebounds				pf	dq	a	to	blk	stl	pts	avg			
					fg-fga	fg%	3fg-fga	3fg%	ft-fga	ft%	off	def	tot	avg											
04	BOSTON, Aliyah	21-21	483	23.0	115-185	.622	0-0	.000	47-61	.770	81	105	186	8.9	48	1	26	23	56	27	277	13.2			
21	HERBERT HARRIGAN	21-21	531	25.3	104-200	.520	13-26	.500	43-56	.768	29	83	112	5.3	37	0	28	31	36	14	264	12.6			
52	HARRIS, Tyasha	21-21	586	27.9	95-221	.430	24-58	.414	44-49	.898	10	64	74	3.5	28	1	106	45	1	34	258	12.3			
01	COOKE, Zia	21-21	545	26.0	89-236	.377	26-70	.371	48-63	.762	25	41	66	3.1	39	0	42	37	5	28	252	12.0			
03	HENDERSON, Destan	21-0	495	23.6	63-148	.426	21-59	.356	29-45	.644	9	50	59	2.8	21	0	56	46	2	30	176	8.4			
12	BEAL, Brea	21-21	463	22.0	47-121	.388	9-35	.257	33-59	.559	36	90	126	6.0	29	0	25	34	13	22	136	6.5			
24	GRISSETT, LeLe	21-0	359	17.1	46-79	.582	0-2	.000	35-49	.714	49	42	91	4.3	35	0	25	23	15	16	127	6.0			
05	SAXTON, Victaria	21-0	316	15.0	49-79	.620	0-0	.000	26-46	.565	34	42	76	3.6	39	0	8	15	21	16	124	5.9			
15	AMIHERE, Laeticia	20-0	276	13.8	36-79	.456	4-9	.444	25-51	.490	26	52	78	3.9	44	1	14	32	22	12	101	5.1			
00	THOMPSON, Olivia	14-0	77	5.5	11-30	.367	9-26	.346	0-0	.000	0	2	2	0.1	5	0	4	3	1	0	31	2.2			
32	WESOLEK, Elysa	12-0	69	5.8	6-20	.300	3-9	.333	2-2	1.000	3	8	11	0.9	8	0	4	7	1	3	17	1.4			
Team											57	58	115												4
Total.....		21	4200		661-1398	.473	109-294	.371	332-481	.690	359	637	996	47.4	333	3	338	300	173	202	1763	84.0			
Opponents.....		21	4200		439-1332	.330	98-335	.293	207-300	.690	280	436	716	34.1	406	13	180	350	61	131	1183	56.3			

<b>TEAM STATISTICS</b>	<b>SC</b>	<b>OPP</b>	<b>Date</b>	<b>Opponent</b>	<b>Score</b>	<b>Att.</b>
SCORING	1763	1183	11/05/19	ALABAMA STATE	w 103-43	10586
Points per game	84.0	56.3	11/10/19	at #4/5 Maryland	w 63-54	7447
Scoring margin	+27.6	-	11/13/19	at Dayton	w 75-49	2331
FIELD GOALS-ATT	661-1398	439-1332	11/17/19	APPALACHIAN STATE	w 92-50	10498
Field goal pct	.473	.330	11/21/19	USC UPSTATE	w 112-32	10052
3 POINT FG-ATT	109-294	98-335	11/24/19	at Clemson	w 84-48	2830
3-point FG pct	.371	.293	@ 11/28/19	vs #17/23 Indiana	L 57-71	1924
3-pt FG made per game	5.2	4.7	@ 11/29/19	vs Washington State	w 68-53	1806
FREE THROWS-ATT	332-481	207-300	@ 11/30/19	vs #2/2 Baylor	w 74-59	2424
Free throw pct	.690	.690	12/07/19	at Temple	w 78-71	1802
F-Throws made per game	15.8	9.9	12/15/19	PURDUE	w 85-49	11306
REBOUNDS	996	716	12/19/19	DUKE	w 89-46	11024
Rebounds per game	47.4	34.1	12/22/19	#25/21 SOUTH DAKOTA	w 73-60	10505
Rebounding margin	+13.3	-	* 01/02/20	#13/13 KENTUCKY	w 99-72	12261
ASSISTS	338	180	* 01/05/20	at Alabama	w 93-78	2168
Assists per game	16.1	8.6	* 01/09/20	#21/21 ARKANSAS	w 91-82	10234
TURNOVERS	300	350	* 01/12/20	at Vanderbilt	w 93-57	2447
Turnovers per game	14.3	16.7	* 01/16/20	at Mizzou	w 78-45	3576
Turnover margin	+2.4	-	* 01/20/20	#9/9 MISSISSIPPI ST	w 81-79	13163
Assist/turnover ratio	1.1	0.5	* 01/26/20	at Georgia	w 88-53	6047
STEALS	202	131	* 01/30/20	at Ole Miss	w 87-32	1225
Steals per game	9.6	6.2				
BLOCKS	173	61				
Blocks per game	8.2	2.9				
ATTENDANCE	99629	36027				
Home games-Avg/Game	9-11070	9-3319				
Neutral site-Avg/Game	-	3-2051				

\* = Conference game  
 @ = Paradise Jam (St. Thomas, U.S.V.I.)  
 ^ = SEC Tournament (Greenville, S.C.)

<b>Score by Periods</b>	<b>1st</b>	<b>2nd</b>	<b>3rd</b>	<b>4th</b>	<b>Totals</b>
South Carolina	478	394	475	416	1763
Opponents	230	300	309	344	1183