

CAREER RECORDS - ALL-TIME

KILLS

Rank	Name (Years)	Kills
1.	Lori Rowe (1983-86)	1,855
2.	Shonda Cole (2003-06)	1,775
3.	Juliette Thévenin (2010-13)	1,590
4.	Cally Plummer (1998-02)	1,345
5.	Heather Larkin (1994-97)	1,293
6.	Amy Iannocari (1991-94)	1,231
7.	Kim DeNeve (1986-89)	1,179
8.	Ivana Kujundzic (2006-09)	1,133
9.	Berna Dwyer (1999-02)	1,107
10.	Lora Myers (1987-90)	1,100

KILLS PER SET (Min. 500 Kills)

Rank	Name (Years)	(K-SP) K/S
1.	Shonda Cole (2003-06)	(1,775-417) 4.26
2.	Juliette Thévenin (2010-13)	(1,590-391) 4.07
3.	Lori Rowe (1983-86)	(1,855-507) 3.66
4.	Kori Ermigarat (1994-95)	(842-233) 3.61
5.	Mikayla Shields (2016-)	(770-221) 3.48
6.	Cally Plummer (1998-02)	(1,345-394) 3.41
7.	Heather Larkin (1994-97)	(1,293-395) 3.27
8.	Crystal Moore (1997-99)	(754-240) 3.14
9.	Kim DeNeve (1986-89)	(1,179-381) 3.09
10.	Berna Dwyer (1999-02)	(1,107-366) 3.02

ATTACKS

Rank	Name (Years)	Attacks
1.	Shonda Cole (2003-06)	4,181
2.	Juliette Thévenin (2010-13)	4,076
3.	Lori Rowe (1983-86)	3,874
4.	Amy Iannocari (1991-94)	3,487
5.	Cally Plummer (1998-02)	3,288
6.	Ivana Kujundzic (2006-09)	3,047
7.	Heather Larkin (1994-97)	2,958
8.	Caryn Case (1988-91)	2,936
9.	Lora Myers (1987-90)	2,825
10.	Kim DeNeve (1986-89)	2,819

HITTING PERCENTAGE (Min. 1,000 Attacks)

Rank	Name (Years)	(K-E-A) Pct.
1.	Lori Rowe (1983-86)	(1,855-298-3,874) .402
2.	Ashley Edlund (1995-98)	(517-92-1,200) .354
3.	Niece Curry (2001-03)	(704-213-1,495) .328
4.	Belita Salters (2005-08)	(892-299-1,903) .312
5.	Libby Ralston (1989-92)	(699-225-1,572) .302
6.	Mikayla Shields (2016-)	(770-240-1,802) .294
7.	Sam Alban (1999-02)	(844-316-1,877) .281
8.	Heather Larkin (1994-97)	(1,293-463-2,958) .281
9.	S. Pflughaupt (1986-89)	(1,093-432-2,413) .274
10.	Berna Dwyer (1999-02)	(1,107-420-2,533) .271

ASSISTS

Rank	Name (Years)	Assists
1.	Ashley Edlund (1995-98)	5,177
2.	Megan Hosp (1999-02)	4,689
3.	Tammy Correll (1987-90)	4,563
4.	Julie Morrison (1984-87)	3,602
5.	Jodi Thompson (1991-94)	3,237
6.	Taylor Bruns (2009-12)	2,858
7.	Shellie Higgins (1983-84)	2,544
8.	Kelly Morrow (1993-96)	2,136
9.	Bridget Denson-Dorman (2008-09)	2,044
10.	Iris Santos (2003-06)	2,040
-	Aubrey Ezell (2015-)	2,012

ASSISTS PER SET (Min. 500 Assists)

Rank	Name (Years)	(A-SP) A/S
1.	Megan Hosp (1999-02)	(4,689-387) 12.12
2.	Ashley Edlund (1995-98)	(5,177-430) 12.04
3.	Tammy Correll (1987-90)	(4,563-447) 10.21
4.	Shellie Higgins (1983-84)	(2,544-254) 10.02
5.	Katelyn Panzau (2003-04)	(1,857-194) 9.57
6.	B. Denson-Dorman (2008-09)	(2,044-215) 9.51
7.	Julie Morrison (1984-87)	(3,602-385) 9.36
8.	Taylor Bruns (2009-12)	(2,858-377) 7.58
9.	Courtney Koehler (2016-)	(1,511-213) 7.09
10.	Jodi Thompson (1991-94)	(3,237-495) 6.54

SERVICE ACES

Rank	Name (Years)	Aces
1.	Cally Plummer (1998-02)	243
2.	Teri Montoya (1983-84)	214
3.	Tammy Correll (1987-90)	190
4.	Lori Rowe (1983-86)	186
5.	Jodi Thompson (1991-94)	162
6.	Aubrey Ezell (2015-)	137
7.	Megan Hosp (1999-02)	132
8.	Ashley Edlund (1995-98)	130
9.	Kim Brown (1983-84)	129
10.	Colleen McKenzie (1985-88)	119

ACES PER SET (Min. 75 Aces)

Rank	Name (Years)	(A-SP) A/S
1.	Teri Montoya (1983-84)	(214-254) 0.84
2.	Cally Plummer (1998-02)	(243-394) 0.62
3.	Kim Brown (1983-84)	(129-254) 0.51
4.	Shellie Higgins (1983-84)	(116-254) 0.46
5.	Tammy Correll (1987-90)	(190-447) 0.43
6.	Aubrey Ezell (2015-)	(137-336) 0.41
7.	Lori Rowe (1983-86)	(186-507) 0.37
8.	Crystal Moore (1997-99)	(82-240) 0.34
9.	Megan Hosp (1999-02)	(132-387) 0.34
10.	Jodi Thompson (1991-94)	(162-495) 0.33

DIGS

Rank	Name (Years)	Digs
1.	Sarah Cline (2006-09)	1,464
2.	Diane Denton (1985-88)	1,462
3.	Hannah Lawing (2007-10)	1,334
4.	Jodi Thompson (1991-94)	1,332
5.	Amy Iannocari (1991-94)	1,196
6.	Ashley Edlund (1995-98)	1,160
7.	Megan Hosp (1999-02)	1,079
8.	Aubrey Ezell (2015-)	1,054
9.	Shani Abshier (1994-97)	1,049
10.	Juliette Thévenin (2010-13)	1,012

DIGS PER SET (Min. 500 Digs)

Rank	Name (Years)	(D-SP) D/S
1.	Fernanda Laires (1996-97)	(839-208) 4.03
2.	M. Christiaansen (2013-14)	(921-231) 3.99
3.	Kori Ermigarat (1994-95)	(920-233) 3.95
4.	Paige Wheeler (2010-12)	(1,001-280) 3.58
5.	Sarah Cline (2006-09)	(1,464-422) 3.47
6.	Hannah Lawing (2007-10)	(1,334-398) 3.35
7.	Crystal Moore (1997-99)	(765-240) 3.19
8.	Aubrey Ezell (2015-)	(1,054-336) 3.14
9.	Diane Denton (1985-88)	(1,462-477) 3.06
10.	Katie Gerst (1992-94)	(986-334) 2.95

SOLO BLOCKS

Rank	Name (Years)	Block Solos
1.	Stephanie Pflughaupt (1986-89)	264
2.	Lori Rowe (1983-86)	191
3.	Amy Collinsworth (1990-93)	117
4.	Libby Ralston (1989-92)	110
5.	Jennifer Guess (1990-93)	79
6.	Heather Larkin (1994-97)	74
7.	Belita Salters (2005-08)	65
8.	Lorri Anderson (1984-85)	62
9.	Toni Venturini (1984-85)	49
10.	Darian Dozier (2012-2015)	47

BLOCK ASSISTS

Rank	Name (Years)	Block Assists
1.	Stephanie Pflughaupt (1986-89)	461
2.	Lori Rowe (1983-86)	450
3.	Darian Dozier (2012-15)	380
4.	Amy Collinsworth (1990-93)	358
5.	Heather Larkin (1994-97)	344
6.	Jennifer Guess (1990-93)	328
7.	Lori Drost (1994-97)	306
8.	Belita Salters (2005-08)	305
9.	Sam Alban (1999-02)	285
10.	Berna Dwyer (1999-02)	278

TOTAL BLOCKS

Rank	Name (Years)	Total Blocks
1.	Stephanie Pflughaupt (1986-89)	725
2.	Lori Rowe (1983-86)	641
3.	Amy Collinsworth (1990-93)	475
4.	Darian Dozier (2012-15)	427
5.	Heather Larkin (1994-97)	418
6.	Jennifer Guess (1990-93)	407
7.	Libby Ralston (1989-92)	383
8.	Belita Salters (2005-08)	370
9.	Lori Drost (1994-97)	349
10.	Sam Alban (1999-02)	328

BLOCKS PER SET (Min. 150 Blocks)

Rank	Name (Years)	(B-SP) B/S
1.	Stephanie Pflughaupt (1986-89)	(725-455) 1.59
2.	Dee Dee Fortman (1995-97)	(248-196) 1.27
3.	Lori Rowe (1983-86)	(641-507) 1.26
4.	Sue Little (1983)	(162-131) 1.24
5.	Libby Ralston (1989-92)	(383-310) 1.24
6.	Danika Taylor (1998-99)	(238-206) 1.16
7.	Lauren Ford (2003-05)	(280-251) 1.12
8.	Heather Larkin (1994-97)	(418-395) 1.06
9.	Amy Collinsworth (1990-93)	(475-450) 1.06
10.	Lorri Anderson (1984-85)	(186-178) 1.05

POINTS

Rank	Name (Years)	Points
1.	Lori Rowe (1983-86)	2457.0
2.	Shonda Cole (2003-06)	2029.0
3.	Cally Plummer (1998-2002)	1749.5
4.	Juliette Thévenin (2010-13)	1,744.5
5.	Stephanie Pflughaupt (1986-89)	1679.5
6.	Heather Larkin (1994-97)	1636.0
7.	Kim DeNeve (1986-89)	1401.5
8.	Berna Dwyer (1999-2002)	1399.0
9.	Amy Iannocari (1991-94)	1386.5
10.	Ivana Kujundzic (2006-09)	1345.0

POINTS PER SET (Min. 500 Points)

Rank	Name (Years)	(P-SP) P/S
1.	Shonda Cole (2003-06)	(2,029.0-417) 4.87
2.	Lori Rowe (1983-86)	(2,457.0-507) 4.85
3.	Juliette Thévenin (2010-13)	(1,744.5-391) 4.46
4.	Cally Plummer (1998-2002)	(1,749.5-362) 4.44
5.	Heather Larkin (1994-97)	(1,636.0-395) 4.14
6.	Kori Ermigarat (1994-95)	(946.5-233) 4.06
7.	Mikayla Shields (2016-)	(881.5-221) 3.99
8.	Berna Dwyer (1999-2002)	(1,399.0-366) 3.82
9.	Crystal Moore (1997-99)	(892.5-240) 3.72
10.	Stephanie Pflughaupt (1986-89)	(1,679.5-455) 3.69

NOTE: Box scores are only available from 1993 to the present. Limited records prior to 1993 were also used to compile records.

Current players in *italics*

CAREER RECORDS - RALLY-SCORING ERA

KILLS			SERVICE ACES			TOTAL BLOCKS		
Rank	Name (Years)	Kills	Rank	Name (Years)	Aces	Rank	Name (Years)	Total Blocks
1.	Shonda Cole (2003-06)	1,775	1.	Aubrey Ezell (2015-)	137	1.	Darian Dozier (2012-Present)	427
2.	Juliette Thévenin (2010-13)	1,590	2.	Ivana Kujundzic (2006-09)	96	2.	Belita Salters (2005-08)	370
3.	Ivana Kujundzic (2006-09)	1,133	3.	Megan Laughlin (2007-10)	95	3.	Shonda Cole (2003-06)	305
4.	Megan Laughlin (2007-10)	1,021	4.	Lynae Vanden Hull (2002-06)	94	4.	Jacqy Angermiller (2013-16)	290
5.	Belita Salters (2004-08)	892	5.	Iris Santos (2003-06)	87	5.	Nicole Miller (2002-05)	281
6.	Darian Dozier (2012-15)	808	6.	Sarah Morgan (2002-05)	86	6.	Lauren Ford (2003-05)	280
7.	Dessaa Legros (2013-16)	798	7.	Taylor Bruns (2009-12)	85	7.	Megan Laughlin (2007-10)	229
8.	Sarah Blomgren (2012-15)	785	8.	Shonda Cole (2003-06)	81	8.	Ivana Kujundzic (2006-09)	203
9.	Mikayla Shields (2016-)	770	9.	Juliette Thevenin (2010-13)	77	9.	Niece Curry (2002-03)	196
10.	Lynae Vanden Hull (2002-06)	747	10.	Hannah Lawing (2007-10)	67	10.	Teresa Stenlund (2008-11)	194

KILLS PER SET (Minimum 200 Sets Played)			ACES PER SET (Min. 200 Sets Played)			BLOCKS PER SET (Min. 200 Sets Played)		
Rank	Name (Years)	K/S	Rank	Name (Years)	A/S	Rank	Name (Years)	B/S
1.	Shonda Cole (2003-06)	4.26	1.	Aubrey Ezell (2015-)	0.41	1.	Lauren Ford (2003-05)	1.12
2.	Juliette Thévenin (2010-13)	4.07	2.	Lynae Vanden Hull (2002-06)	0.31	2.	Belita Salters (2004-08)	1.02
3.	Mikayla Shields (2016-)	3.48	3.	Ivana Kujundzic (2006-09)	0.25	3.	Darian Dozier (2012-15)	1.00
4.	Ivana Kujundzic (2006-09)	2.91	4.	Megan Laughlin (2007-10)	0.24	4.	Nicole Miller (2002-05)	0.91
5.	Marija Milosevic (2005-06)	2.64	5.	Iris Santos (2003-06)	0.24	5.	Jacqy Angermiller (2013-16)	0.90
6.	Megan Laughlin (2007-10)	2.59	6.	Taylor Bruns (2009-12)	0.23	6.	Shonda Cole (2003-06)	0.73
7.	Dessaa Legros (2013-16)	2.49	7.	Marija Milosevic (2005-06)	0.22	7.	Mikayla Shields (2016-)	0.66
8.	Belita Salters (2004-08)	2.45	8.	Lauren Ford (2003-05)	0.22	8.	Teresa Stenlund (2008-11)	0.63
9.	Lynae Vanden Hull (2002-06)	2.43	9.	Sarah Morgan (2002-05)	0.22	9.	Megan Laughlin (2007-10)	0.58
10.	Lauren Ford (2003-05)	2.37	10.	Cara Howley (2010-12)	0.21	10.	Cara Howley (2010-12)	0.57

ATTACKS			DIGS			POINTS		
Rank	Name (Years)	Attacks	Rank	Name (Years)	Digs	Rank	Name (Years)	Points
1.	Shonda Cole (2003-06)	4,181	1.	Sarah Cline (2006-09)	1,464	1.	Shonda Cole (2003-06)	2,029.0
2.	Juliette Thévenin (2010-13)	4,076	2.	Hannah Lawing (2007-10)	1,334	2.	Juliette Thévenin (2010-13)	1,744.5
3.	Ivana Kujundzic (2006-09)	3,047	3.	Aubrey Ezell (2015-)	1,054	3.	Ivana Kujundzic (2006-09)	1,345.0
4.	Megan Laughlin (2007-10)	2,556	4.	Juliette Thévenin (2010-13)	1,012	4.	Megan Laughlin (2007-10)	1,253.5
5.	Koko Atoa-Williams (2013-16)	2,436	5.	Paige Wheeler (2010-12)	1,001	5.	Belita Salters (2004-08)	1,120.5
6.	Dessaa Legros (2013-16)	2,293	6.	Sarah Morgan (2002-05)	972	6.	Darian Dozier (2012-15)	1,065.0
7.	Hannah Lawing (2007-10)	2,232	7.	Dinelia Concepcion (2005-08)	948	7.	Lynae Vanden Hull (2002-06)	926.5
8.	Sarah Morgan (2002-05)	2,067	8.	Mikaela Christiaansen (2013-14)	921	8.	Sarah Blomgren (2012-15)	891.0
9.	Lynae Vanden Hull (2002-06)	2,063	9.	Megan Kirkland (2013-16)	918	9.	Mikayla Shields (2016-)	881.5
10.	Meredith Moorhead (2006-09)	2,025	10.	Ivana Kujundzic (2006-09)	823	10.	Dessaa Legros (2013-16)	864.5

HITTING PERCENTAGE (Min. 1,000 Attacks)			DIGS PER SET (Min. 200 Sets Played)			POINTS PER SET (Min. 200 Sets Played)		
Rank	Name (Years)	(K-E-A) Pct.	Rank	Name (Years)	D/S	Rank	Name (Years)	P/S
1.	Niece Curry (2001-03)	(704-213-1,495) .328	1.	M. Christiaansen (2013-14)	3.99	1.	Shonda Cole (2003-06)	4.87
2.	Belita Salters (2005-08)	(892-299-1,903) .312	2.	Paige Wheeler (2010-12)	3.58	2.	Juliette Thévenin (2010-13)	4.46
3.	Mikayla Shields (2016-)	(770-249-1,802) .294	3.	Sarah Cline (2006-09)	3.47	3.	Mikayla Shields (2016-)	3.99
4.	Darian Dozier (2012-15)	(808-274-1,984) .269	4.	Hannah Lawing (2007-10)	3.35	4.	Ivana Kujundzic (2006-09)	3.46
5.	Cara Howley (2010-12)	(479-191-1,123) .256	5.	Aubrey Ezell (2015-)	3.14	5.	Lauren Ford (2003-05)	3.22
6.	Megan Laughlin (2007-10)	(1,021-381-2,556) .250	6.	Megan Kirkland (2013-16)	2.60	6.	Megan Laughlin (2007-10)	3.18
7.	Lauren Ford (2003-05)	(596-260-1,349) .249	7.	Juliette Thevenin (2010-13)	2.59	7.	Belita Salters (2004-08)	3.08
8.	Juliette Thevenin (2010-13)	(1,590-575-4,076) .249	8.	Dinelia Concepcion (2005-08)	2.53	8.	Marija Milosevic (2005-06)	3.02
9.	Shonda Cole (2003-06)	(1,775-737-4,181) .248	9.	Bethanie Thomas (2011-12)	2.51	9.	Lynae Vanden Hull (2002-06)	3.02
10.	Teresa Stenlund (2008-11)	(495-189-1,247) .245	10.	Sarah Morgan (2002-05)	2.50	10.	Dessaa Legros (2013-16)	2.70

ASSISTS			SOLO BLOCKS			MATCHES PLAYED		
Rank	Name (Years)	Assists	Rank	Name (Years)	Block Solos	Rank	Name (Years)	Matches
1.	Taylor Bruns (2009-12)	2,858	1.	Belita Salters (2005-08)	65	1.	Darian Dozier (2012-15)	122
2.	Bridget Denson-Dorman (2008-09)	2,044	2.	Darian Dozier (2012-2015)	47	2.	Sarah Cline (2006-09)	120
3.	Iris Santos (2003-06)	2,040	3.	Megan Laughlin (2007-10)	46	3.	Taylor Bruns (2009-12)	117
4.	Aubrey Ezell (2015-)	2,012	4.	Shonda Cole (2003-06)	41	4.	Shonda Cole (2003-06)	116
5.	Katelyn Panzau (2003-04)	1,857	5.	Nicole Miller (2002-05)	37	5.	Dinelia Concepcion (2005-08)	114
6.	Kellie McNeil (2013-14)	1,535	6.	Jacqy Angermiller (2013-16)	36	6.	Hannah Lawing (2007-10)	114
7.	Courtney Koehler (2016-)	1,511	7.	Teresa Stenlund (2008-11)	32	7.	Sarah Morgan (2002-05)	113
8.	Petra Lorenzi (2005-08)	1,248	8.	Lauren Ford (2003-05)	30	8.	Koko Atoa-Williams (2013-16)	113
9.	Jordan Bradosky (2007-10)	1,039	9.	Niece Curry (2002-03)	30	9.	Juliette Thevenin (2010-13)	113
10.	Alexcis Thomson (2003-06)	576	10.	Ivana Kujundzic (2006-09)	29	10.	Ivana Kujundzic (2006-09)	109

ASSISTS PER SET (Min. 200 Sets Played)			BLOCK ASSISTS			SETS PLAYED		
Rank	Name (Years)	A/S	Rank	Name (Years)	Block Assists	Rank	Name (Years)	Sets
1.	B. Denson-Dorman (2008-09)	9.51	1.	Darian Dozier (2012-15)	380	1.	Darian Dozier (2012-15)	427
2.	Taylor Bruns (2009-12)	7.58	2.	Belita Salters (2005-08)	305	2.	Sarah Cline (2006-09)	422
3.	Courtney Koehler (2016-)	7.09	3.	Shonda Cole (2003-06)	264	3.	Shonda Cole (2003-06)	417
4.	Aubrey Ezell (2015-)	5.99	4.	Jacqy Angermiller (2013-16)	250	4.	Hannah Lawing (2007-10)	398
5.	Iris Santos (2003-06)	5.51	5.	Lauren Ford (2003-05)	244	5.	Megan Laughlin (2007-10)	394
6.	Petra Lorenzi (2005-08)	4.07	6.	Nicole Miller (2002-05)	244	6.	Juliette Thevenin (2010-13)	391
7.	Jordan Bradosky (2007-10)	3.78	7.	Megan Laughlin (2007-10)	183	7.	Sarah Morgan (2002-05)	390
			8.	Ivana Kujundzic (2006-09)	174	8.	Ivana Kujundzic (2006-09)	389
			9.	Sarah Blomgren (2012-15)	168	9.	Koko Atoa-Williams (2013-16)	386
			10.	Iris Santos (2003-06)	167	10.	Taylor Bruns (2009-12)	377

*- Players listed here have not played a single season before 2001, when scoring changed from sideout to rally.

NOTE: From 2001-07, sets were played to 30 points instead of 25
Current players in *italics*

SINGLE-SEASON RECORDS

SIDEOUT SCORING ERA (THRU 2000)

KILLS		
Rank	Name (Year)	Kills
1.	Lori Rowe (1983)	553
2.	Amy Iannocari (1994)	542
3.	Lori Rowe (1986)	497
4.	Lora Myers (1990)	484
5.	Kori Ermigarat (1994)	477

KILLS PER SET (Min. 125 Kills)		
Rank	Name (Year)	(K-SP) K/S
1.	Lori Rowe (1983)	(553-131) 4.22
2.	Lori Rowe (1986)	(497-121) 4.11
3.	Amy Iannocari (1994)	(542-132) 4.11
4.	Heather Larkin (1997)	(380-95) 4.00
5.	Lora Myers (1990)	(484-124) 3.90

ATTACKS		
Rank	Name (Year)	Attacks
1.	Amy Iannocari (1994)	1,338
2.	Caryn Case (1990)	1,281
3.	Kori Ermigarat (1994)	1,248
4.	Lora Myers (1990)	1,184
5.	Lori Rowe (1983)	1,145

HITTING PERCENTAGE (Min. 250 Attacks)		
Rank	Name (Year)	(K-E-A) Pct.
1.	Lori Rowe (1983)	(553-53-1,145) .437
2.	Lori Rowe (1985)	(459-90-856) .431
3.	Ashley Edlund (1997)	(132-16-282) .411
4.	Stephanie Pflughaupt (1989)	(305-70-587) .400
5.	Berna Dwyer (2000)	(319-77-640) .378

ASSISTS		
Rank	Name (Year)	Assists
1.	Tammy Correll (1988)	1,597
2.	Tammy Correll (1990)	1,482
3.	Ashley Edlund (1995)	1,404
4.	Julie Morrison (1986)	1,315
5.	Shellie Higgins (1984)	1,301

ASSISTS PER SET (Min. 125 Assists)		
Rank	Name (Year)	(A-SP) A/S
1.	Ashley Edlund (1997)	(1,276-99) 12.89
2.	Ashley Edlund (1995)	(1,404-110) 12.76
3.	Megan Hosp (2000)	(1,280-101) 12.67
4.	Tammy Correll (1988)	(1,597-133) 12.01
5.	Tammy Correll (1989)	(1,137-98) 11.60

ACES		
Rank	Name (Year)	Aces
1.	Teri Montoya (1983)	141
2.	Cally Plummer (1998)	86
3.	Shellie Higgins (1983)	80
4.	Kim Brown (1983)	77
5.	Teri Montoya (1984)	73

ACES PER SET (Min. 25 Aces)		
Rank	Name (Year)	(A-SP) A/S
1.	Teri Montoya (1983)	(141-131) 1.08
2.	Cally Plummer (1998)	(86-111) 0.77
3.	Shellie Higgins (1983)	(80-131) 0.61
4.	Teri Montoya (1984)	(73-123) 0.59
5.	Kim Brown (1983)	(77-131) 0.59

DIGS		
Rank	Name (Year)	Digs
1.	Diane Denton (1987)	525
2.	Kori Ermigarat (1994)	479
3.	Diane Denton (1988)	474
4.	Fernanda Laires (1996)	470
5.	Kori Ermigarat (1995)	441

DIGS PER SET (Min. 125 Digs)		
Rank	Name (Year)	(D-SP) D/S
1.	Diane Denton (1987)	(525-114) 4.61
2.	Kori Ermigarat (1995)	(441-102) 4.32
3.	Fernanda Laires (1996)	(470-110) 4.27
4.	Diane Denton (1988)	(474-115) 4.12
5.	Fernanda Laires (1997)	(369-98) 3.77

BLOCK SOLOS		
Rank	Name (Year)	Block Solos
1.	Stephanie Pflughaupt (1988)	95
2.	Lori Rowe (1985)	65
3.	Stephanie Pflughaupt (1987)	64
4.	Libby Ralston (1990)	56
	Stephanie Pflughaupt (1989)	56

BLOCK ASSISTS		
Rank	Name (Year)	Block Assists
1.	Lori Rowe (1983)	195
2.	Stephanie Pflughaupt (1988)	175
3.	Sue Little (1983)	137
4.	Amy Collinsworth (1991)	128
5.	Libby Ralston (1990)	115

TOTAL BLOCKS		
Rank	Name (Year)	Total Blocks
1.	Stephanie Pflughaupt (1988)	270
2.	Lori Rowe (1983)	241
3.	Libby Ralston (1990)	171
4.	Amy Collinsworth (1991)	166
5.	Sue Little (1983)	162

BLOCKS PER SET (Min. 50 Blocks)		
Rank	Name (Year)	(B-SP) B/S
1.	Stephanie Pflughaupt (1988)	(270-131) 2.06
2.	Lori Rowe (1983)	(241-131) 1.84
3.	Stephanie Pflughaupt (1989)	(159-99) 1.61
4.	Dee Dee Fortman (1995)	(117-77) 1.52
5.	Libby Ralston (1991)	(129-91) 1.42

Note: Season statistics were not kept until 1983.

RALLY SCORING ERA (2001-)

KILLS		
Rank	Name (Year)	Kills
1.	Shonda Cole (2006)	703
2.	Juliette Thévenin (2013)	466
3.	Juliette Thévenin (2012)	453
4.	Mikayla Shields (2017)	429
5.	Shonda Cole (2005)	414

KILLS PER SET (Min. 200 Kills)		
Rank	Name (Year)	(K-SP) K/S
1.	Shonda Cole (2006)	(703-122) 5.76
2.	Juliette Thévenin (2013)	(466-102) 4.57
3.	Juliette Thévenin (2012)	(453-105) 4.31
4.	Shonda Cole (2005)	(414-99) 4.18
5.	Shonda Cole (2004)	(379-94) 4.03

ATTACKS		
Rank	Name (Year)	Attacks
1.	Shonda Cole (2006)	1,541
2.	Juliette Thévenin (2013)	1,173
3.	Juliette Thévenin (2012)	1,073
4.	Ivana Kujundzic (2008)	1,051
5.	Mikayla Shields (2017)	1,045

HITTING PERCENTAGE (Min. 500 Attacks)		
Rank	Name (Year)	(K-E-A) Pct.
1.	Niece Curry (2002)	(335-69-658) .404
2.	Belita Salters (2008)	(338-80-664) .389
3.	Berna Dwyer (2002)	(299-81-615) .354
4.	Belita Salters (2007)	(306-89-657) .330
5.	Darian Dozier (2015)	(247-71-561) .314

ASSISTS		
Rank	Name (Year)	Assists
1.	Megan Hosp (2002)	1,218
2.	Aubrey Ezell (2015)	1,167
3.	Courtney Koehler (2017)	1,123
4.	Bridget Denson-Dorman (2008)	1,120
5.	Megan Hosp (2001)	1,113

ASSISTS PER SET (Min. 250 Assists)		
Rank	Name (Year)	(A-SP) A/S
1.	Megan Hosp (2002)	(1,218-99) 12.30
2.	Megan Hosp (2001)	(1,113-92) 12.10
3.	Iris Santos (2006)	(978-86) 11.37
4.	B. Denson-Dorman (2008)	(1,120-106) 10.57
5.	Aubrey Ezell (2015)	(1,167-114) 10.24

ACES		
Rank	Name (Year)	Aces
1.	Megan Hosp (2002)	53
2.	Cally Plummer (2001)	50
	Cally Plummer (2002)	50
4.	Aubrey Ezell (2017)	49
5.	Shonda Cole (2006)	47
	Aubrey Ezell (2015)	47

ACES PER SET (Min. 30 Aces)		
Rank	Name (Year)	(A-SP) A/S
1.	Cally Plummer (2002)	(50-88) 0.57
2.	Cally Plummer (2001)	(50-92) 0.54
3.	Megan Hosp (2002)	(53-99) 0.54
4.	Aubrey Ezell (2017)	(49-116) 0.42
5.	Aubrey Ezell (2015)	(47-114) 0.41

DIGS		
Rank	Name (Year)	Digs
1.	Mikaela Christiaansen (2014)	535
2.	Aubrey Ezell (2017)	527
3.	Hannah Lawing (2010)	523
4.	Sarah Cline (2009)	498
5.	Paige Wheeler (2011)	475

DIGS PER SET (Min. 200 Digs)		
Rank	Name (Year)	(D-SP) D/S
1.	Hannah Lawing (2010)	(523-107) 4.89
2.	Sarah Cline (2009)	(498-109) 4.57
3.	Paige Wheeler (2011)	(475-104) 4.57
4.	Aubrey Ezell (2017)	(527-116) 4.54
5.	Mikaela Christiaansen (2014)	(535-123) 4.35

BLOCK SOLOS		
Rank	Name (Year)	Block Solos
1.	Belita Salters (2007)	33
2.	Megan Laughlin (2007)	23
3.	Darian Dozier (2015)	18
4.	Nicole Miller (2005)	17
	Mikayla Shields (2017)	17
	Mikayla Robinson (2017)	17

BLOCK ASSISTS		
Rank	Name (Year)	Block Assists
1.	Darian Dozier (2014)	127
2.	Darian Dozier (2013)	107
	Lauren Ford (2004)	107
4.	Mikayla Robinson (2017)	104
5.	Niece Curry (2002)	99

TOTAL BLOCKS		
Rank	Name (Year)	Total Blocks
1.	Darian Dozier (2014)	141
2.	Belita Salters (2007)	128
3.	Mikayla Robinson (2017)	121
4.	Lauren Ford (2004)	118
5.	Darian Dozier (2013)	115

BLOCKS PER SET (Min. 50 Blocks)		
Rank	Name (Year)	(B-SP) B/S
1.	Belita Salters (2005)	(51-37) 1.38
2.	Lauren Ford (2004)	(118-93) 1.27
3.	Belita Salters (2007)	(128-106) 1.21
4.	Darian Dozier (2014)	(141-120) 1.17
5.	Niece Curry (2002)	(114-99) 1.15

INDIVIDUAL MATCH RECORDS - ALL-TIME

KILLS

3-SET MATCHES

Rank	Name	Opponent (Date)	Kills
1.	Shonda Cole	Georgia (11/15/2006)	27
2.	Amy Iannocari	Kentucky (10/30/1994)	23
3.	Shonda Cole	Arkansas (10/27/2006)	22
4.	6x, Last: Juliette Thévenin	Montana (8/26/2011)	21

4-SET MATCHES

Rank	Name	Opponent (Date)	Kills
1.	Shonda Cole	Florida (9/17/2006)	35
2.	Shonda Cole	College of Charleston (11/22/2006)	29
	Shonda Cole	Tennessee (11/12/2006)	29
4.	Hannah Lawing	Harvard (9/12/2009)	28
	Amy Iannocari	Florida (11/13/1994)	28

5-SET MATCHES

Rank	Name	Opponent (Date)	Kills
1.	Shonda Cole	TCU (8/25/2006)	37
2.	Shonda Cole	Auburn (9/15/2006)	36
	Shonda Cole	Clemson (8/31/2006)	36
4.	Shonda Cole	St. John's (9/8/2006)	32
	Lori Rowe	Louisville (10/28/1983)	32

ATTACKS

3-SET MATCHES

Rank	Name	Opponent (Date)	Attacks
1.	Cally Plummer	Tennessee (11/3/2000)	54
2.	Amy Iannocari	Kentucky (10/30/1994)	53
3.	Shonda Cole	Kentucky (10/8/2006)	52
4.	Juliette Thévenin	Montana (8/26/2011)	50
	Kori Ermigarat	Xavier (9/11/1995)	50

4-SET MATCHES

Rank	Name	Opponent (Date)	Attacks
1.	Shonda Cole	Tennessee (11/12/2006)	73
2.	Shonda Cole	North Carolina (11/27/2004)	72
3.	3x, Last: Shonda Cole	College of Charleston (11/22/2006)	65

5-SET MATCHES

Rank	Name	Opponent (Date)	Attacks
1.	Kori Ermigarat	Maryland (9/16/1995)	75
2.	3x, Last: Juliette Thévenin	Clemson (9/6/13)	73
	Juliette Thévenin	Alabama (11/16/2012)	73
	Amy Iannocari	Louisiana Tech (9/19/1992)	73
5.	Shonda Cole	Auburn (9/15/2006)	71

HITTING PERCENTAGE

3-SET MATCHES (MINIMUM 15 ATTACKS)

Rank	Name	Opponent (Date)	(K-E-A) Pct.
1.	Lori Rowe	Appalachian State (9/17/1983)	(21-1-23) .870
2.	<i>Mikayla Robinson</i>	<i>Mercer (8/25/2017)</i>	<i>(12-1-13) .846</i>
3.	Belita Salters	Mississippi State (11/23/2008)	(15-0-19) .789
4.	Lori Rowe	East Carolina (11/12/1983)	(11-0-15) .733
	Megan Laughlin	South Carolina State (10/23/2008)	(11-0-15) .733

4-SET MATCHES (MINIMUM 20 ATTACKS)

Rank	Name	Opponent (Date)	(K-E-A) Pct.
1.	Darian Dozier	Alabama (11/8/2015)	(17-0-24) .708
2.	Berna Dwyer	LSU (10/6/2002)	(17-0-25) .680
3.	Danika Taylor	Mississippi State (9/25/1998)	(16-0-26) .615
4.	Berna Dwyer	Georgia (11/17/2002)	(19-2-29) .586
5.	Niece Curry	LSU (10/6/2002)	(21-3-31) .581

5-SET MATCHES (MINIMUM 25 ATTACKS)

Rank	Name	Opponent (Date)	(K-E-A) Pct.
1.	Sam Alban	New Mexico (9/8/2000)	(19-3-28) .571
2.	Niece Curry	Clemson (9/10/2002)	(15-1-25) .560
3.	Sarah Blomgren	Mississippi State (10/4/2014)	(20-2-33) .545
4.	Belita Salters	UNLV (8/30/2008)	(21-2-35) .543
5.	Belita Salters	Rhode Island (9/5/2008)	(17-2-28) .536

ASSISTS

3-SET MATCHES

Rank	Name	Opponent (Date)	Assists
1.	Megan Hosp	LSU (9/22/2000)	64
2.	Ashley Edlund	Kentucky (10/20/1995)	59
3.	Megan Hosp	Tennessee (11/3/2000)	55
4.	Jodi Thompson	Kentucky (10/30/1994)	54
5.	Ashley Edlund	Arkansas (11/22/1997)	53
	Kelly Morrow	Appalachian State (9/24/1993)	53

4-SET MATCHES

Rank	Name	Opponent (Date)	Assists
1.	Megan Hosp	Arkansas (9/24/2000)	72
2.	Ashley Edlund	Mississippi State (9/27/1996)	71
3.	Ashley Edlund	Alabama (10/6/1996)	70
	Ashley Edlund	Georgia (11/12/1995)	70
5.	Megan Hosp	Auburn (10/22/1999)	69

5-SET MATCHES

Rank	Name	Opponent (Date)	Assists
1.	Tammy Correll	George Washington (11/12/1988)	84
2.	Julie Morrison	North Carolina State (11/7/1986)	74
3.	Megan Hosp	Northern Illinois (9/8/2000)	65
4.	4x, Last: Iris Santos	Auburn (10/22/2006)	64

SERVICE ACES

3-SET MATCHES

Rank	Name	Opponent (Date)	Aces
1.	Megan Hosp	Creighton (9/7/2002)	8
	Cally Plummer	Auburn (10/11/1998)	8
3.	Ashley Edlund	Alabama (10/9/1998)	7
4.	6x, Last: Taylor Bruns	Alabama (11/6/2011)	6

4-SET MATCHES

Rank	Name	Opponent (Date)	Aces
1.	Cally Plummer	Clemson (10/10/2001)	8
	Amy Collinsworth	Jacksonville (9/6/1991)	8
3.	6x, Last: Jordan Bradosky	The Citadel (9/26/2010)	6

5-SET MATCHES

Rank	Name	Opponent (Date)	Aces
1.	Lori Rowe	Cincinnati (10/29/1983)	9
2.	Taylor Bruns	BYU (8/28/2010)	6
	Shonda Cole	Alabama (10/1/2006)	6
	Kim DeNeve	Washington State (9/23/1988)	6
5.	6x, Last: Shonda Cole	LSU (9/23/2005)	5

DIGS

3-SET MATCHES

Rank	Name	Opponent (Date)	Digs
1.	Kori Ermigarat	Kentucky (10/20/1995)	30
2.	Hannah Lawing	Furman (9/10/2010)	26
	Kori Ermigarat	UNC Greensboro (9/6/1995)	26
	Jodi Thompson	Mercer (9/4/1993)	26
5.	Amy Iannocari	Appalachian State (9/24/1993)	25

INDIVIDUAL MATCH RECORDS - ALL-TIME

4-SET MATCHES

Rank	Name	Opponent (Date)	Digs
1.	Mikaela Christiaansen	Georgia (11/23/2014)	33
2.	Yajaira Cadet	North Carolina (12/6/2002)	30
	Kori Ermigarat	Georgia (11/12/1995)	30
4.	3x, Last: Paige Wheeler	LSU (11/13/2011)	28

5-SET MATCHES

Rank	Name	Opponent (Date)	Digs
1.	Hannah Lawing	Mississippi State (11/13/2010)	38
2.	Sarah Cline	Arkansas (11/2/2007)	36
	Jodi Thompson	Louisiana Tech (9/19/1992)	36
4.	Shani Abshier	Maryland (9/16/1995)	33
5.	Diane Denton	Florida (10/11/1988)	32

SOLO BLOCKS

3-SET MATCHES

Rank	Name	Opponent (Date)	Blocks
1.	Teresa Stenlund	Lipscomb (9/11/2010)	5
	Lori Rowe	Western Carolina (9/24/1983)	5
3.	5x, Last: Belita Salters	VCU (8/31/2007)	4

4-SET MATCHES

Rank	Name	Opponent (Date)	Blocks
1.	Stephanie Pflughaupt	Charlotte (10/5/1988)	9
2.	Stephanie Pflughaupt	Rice (10/18/1986)	5
3.	Heather Larkin	Arkansas (10/5/1997)	4
	Katie Gerst	UNC Asheville (9/25/1993)	4
5.	12x, Last: Darian Dozier	Auburn (11/6/2015)	3

5-SET MATCHES

Rank	Name	Opponent (Date)	Blocks
1.	Juliette Thévenin	Alabama (11/16/2012)	4
	Lori Rowe	North Carolina (10/7/1983)	4
3.	8x, Last: Bethanie Thomas	East Tennessee St. (8/25/2012)	3

BLOCK ASSISTS

3-SET MATCHES

Rank	Name	Opponent (Date)	Blocks
1.	Lori Rowe	College of Charleston (10/4/1983)	11
	Lori Rowe	Western Carolina (9/24/1983)	11
3.	4x, Last: Dee Dee Fortman	Kentucky (10/20/2005)	9

4-SET MATCHES

Rank	Name	Opponent (Date)	Blocks
1.	Libby Ralston	Jacksonville (9/6/1991)	15
2.	Stephanie Pflughaupt	Georgia (9/14/1988)	13
3.	7x, Last: Belita Salters	North Carolina (9/10/2005)	10

5-SET MATCHES

Rank	Name	Opponent (Date)	Blocks
1.	Heather Larkin	Kentucky (10/7/1994)	12
2.	Jacqy Angermiller	Eastern Kentucky (9/19/2014)	11
	Crystal Johnson	St. John's (9/8/2006)	11
3.	6x, Last: Danika Taylor	Michigan (9/17/1999)	10

TOTAL BLOCKS

3-SET MATCHES

Rank	Name	Opponent (Date)	Blocks
1.	Lori Rowe	Western Carolina (9/24/1983)	16
2.	Dee Dee Fortman	Kentucky (10/20/1995)	12
3.	4x, Last: Dee Dee Fortman	Illinois State (12/4/1997)	10

4-SET MATCHES

Rank	Name	Opponent (Date)	Blocks
1.	Libby Ralston	Jacksonville (9/6/1991)	16
	Stephanie Pflughaupt	Georgia (9/14/1988)	16
3.	Lauren Ford	Mississippi (10/8/2004)	13
4.	Heather Larkin	Tennessee (10/14/1994)	12

Katie Gerst UNC Asheville (9/25/1993) 12

5-SET MATCHES

Rank	Name	Opponent (Date)	Blocks
1.	Crystal Johnson	St. John's (9/8/2006)	13
2.	Heather Larkin	Kentucky (10/7/1994)	12
	Lori Rowe	Memphis (11/22/1986)	12
4.	4x, Last: Jacqy Angermiller	East. Kentucky (9/19/2014)	11

PLEASE NOTE: Box scores are only available from 1993 to the present. Limited historical records prior to 1993 were used to compile records as well.

Current players in *italics*



Darian Dozier (4) is one of just four Gamecocks to reach 400 career blocks. She graduated in 2015 ranked third in block assists and tenth in total blocks.

KILLS

3-SET MATCHES

Rank	Name	Opponent (Date)	Kills
1.	Shonda Cole	Georgia (11/15/2006)	27
2.	Shonda Cole	Arkansas (10/27/2006)	22
3.	6x, Last: Juliette Thévenin	Montana (8/26/2011)	21

4-SET MATCHES

Rank	Name	Opponent (Date)	Kills
1.	Shonda Cole	Florida (9/17/2006)	35
2.	Shonda Cole	College of Charleston (11/22/2006)	29
	Shonda Cole	Tennessee (11/12/2006)	29
4.	Hannah Lawing	Harvard (9/12/2009)	28
5.	4x, Last: Mikayla Shields	Miami (Ohio) (9/8/17)	26

5-SET MATCHES

Rank	Name	Opponent (Date)	Kills
1.	Shonda Cole	TCU (8/25/2006)	37
2.	Shonda Cole	Auburn (9/15/2006)	36
	Shonda Cole	Clemson (8/31/2006)	36
4.	Shonda Cole	St. John's (9/8/2006)	32
5.	Shonda Cole	Alabama (10/1/2006)	31

ATTACKS

3-SET MATCHES

Rank	Name	Opponent (Date)	Attacks
1.	Shonda Cole	Kentucky (10/7/2006)	52
2.	Juliette Thévenin	Montana (8/26/2011)	50
3.	Shonda Cole	College of Charleston (9/15/2005)	47
4.	Shonda Cole	Ole Miss (11/5/2006)	45
	Ivana Kujundzic	Tennessee (10/10/2008)	45

4-SET MATCHES

Rank	Name	Opponent (Date)	Attacks
1.	Shonda Cole	Tennessee (11/12/2006)	73
2.	Shonda Cole	North Carolina (11/27/2004)	72
3.	Shonda Cole	Florida (9/17/2006)	65
	Shonda Cole	Alabama (11/17/2006)	65
	Shonda Cole	College of Charleston (11/22/2006)	65

5-SET MATCHES

Rank	Name	Opponent (Date)	Attacks
1.	Juliette Thévenin	Clemson (9/6/2013)	73
	Juliette Thévenin	Alabama (11/16/2012)	73
3.	Shonda Cole	Auburn (9/15/2006)	71
4.	Ivana Kujundzic	Rice (9/11/2009)	70
5.	Shonda Cole	Auburn (10/22/2006)	68

HITTING PERCENTAGE

3-SET MATCHES (MINIMUM 15 ATTACKS)

Rank	Name	Opponent (Date)	(K-E-A) Pct.
1.	Mikayla Robinson	Mercer (8/25/2017)	(12-1-13) .846
2.	Belita Salters	Mississippi State (11/23/2008)	(15-0-19) .789
3.	Sam Alban	Kentucky (9/20/2002)	(13-0-17) .765
4.	Megan Laughlin	South Carolina State (10/23/2008)	(11-0-15) .733
5.	Niece Curry	Santa Clara (9/1/2001)	(14-1-18) .722

4-SET MATCHES (MINIMUM 20 ATTACKS)

Rank	Name	Opponent (Date)	(K-E-A) Pct.
1.	Niece Curry	American (12/5/2002)	(18-1-22) .773
2.	Darian Dozier	Alabama (11/8/2015)	(17-0-24) .708
3.	Berna Dwyer	LSU (10/6/2002)	(17-0-25) .680
4.	Bethanie Thomas	Elon (9/3/2011)	(16-1-26) .577
5.	Juliette Thévenin	Robert Morris (9/21/2013)	(26-2-42) .571
	Darian Dozier	Texas A&M (10/6/2013)	(18-2-28) .571

5-SET MATCHES (MINIMUM 25 ATTACKS)

Rank	Name	Opponent (Date)	(K-E-A) Pct.
1.	Belita Salters	UNLV (8/30/2008)	(21-2-35) .543
2.	Meredith Moorehead	Kentucky (11/10/2006)	(15-2-25) .520
3.	Sarah Blomgren	Mississippi State (10/4/2015)	(20-2-33) .545
4.	Darian Dozier	Winthrop (9/5/2015)	(14-1-27) .481
5.	Mikayla Shields	Missouri (11/8/2017)	(29-5-50) .480

ASSISTS

3-SET MATCHES

Rank	Name	Opponent (Date)	Assists
1.	Megan Hosp	Georgia (11/2/2001)	52
2.	Alexcis Thomson	Georgia (11/15/2006)	50
	B. Denson-Dorman	Coll. of Charleston (9/12/2008)	50
4.	Aubrey Ezell	Georgia (10/14/2015)	49
5.	Megan Hosp	Purdue (9/7/2001)	47

4-SET MATCHES

Rank	Name	Opponent (Date)	Assists
1.	Megan Hosp	Arkansas (11/17/2001)	66
2.	Megan Hosp	North Carolina (12/6/2002)	65
3.	Megan Hosp	North Carolina (11/29/2001)	61
4.	Megan Hosp	North Carolina (11/24/2001)	60
	Iris Santos	Florida (9/17/2006)	60

5-SET MATCHES

Rank	Name	Opponent (Date)	Assists
1.	Iris Santos	Auburn (10/22/2006)	64
2.	Alexcis Thomson	Kentucky (10/8/2003)	62
	Iris Santos	Clemson (8/31/2006)	62
	Iris Santos	TCU (10/1/2006)	62
	Aubrey Ezell	Tennessee (10/17/2015)	62

DIGS

3-SET MATCHES

Rank	Name	Opponent (Date)	Digs
1.	Hannah Lawing	Furman (9/10/2010)	26
2.	Hannah Lawing	Clemson (9/3/2010)	24
3.	Sarah Cline	Georgia (10/16/2009)	22
	Hannah Lawing	Ole Miss (9/24/2010)	22
5.	Mikaela Christiaansen	Kentucky (10/13/2013)	21

4-SET MATCHES

Rank	Name	Opponent (Date)	Digs
1.	Mikaela Christiaansen	Georgia (11/23/2014)	33
2.	Yajaira Cadet	North Carolina (12/6/2002)	30
3.	3x, Last: Paige Wheeler	LSU (11/13/2011)	28

5-SET MATCHES

Rank	Name	Opponent (Date)	Digs
1.	Hannah Lawing	Mississippi State (11/13/2010)	38
2.	Sarah Cline	Arkansas (11/2/2007)	36
3.	Mikaela Christiaansen	Mississippi State (10/24/2014)	27
	Paige Wheeler	LSU (11/13/2011)	27
	Sarah Cline	Rice (9/11/2009)	27

SERVICE ACES

3-SET MATCHES

Rank	Name	Opponent (Date)	Aces
1.	Megan Hosp	Creighton (9/7/2002)	8
2.	9x, Last: Mikayla Shields	Texas A&M (11/19/2017)	6

4-SET MATCHES

Rank	Name	Opponent (Date)	Aces
1.	Cally Plummer	Clemson (10/10/2001)	8
2.	6x, Last: Jordan Bradosky	The Citadel (9/26/2010)	6

INDIVIDUAL MATCH RECORDS - RALLY-SCORING ERA

5-SET MATCHES

Rank	Name	Opponent (Date)	Aces
1.	<i>Aubrey Ezell</i>	<i>Miami (Ohio) (9/8/2017)</i>	6
	Taylor Bruns	BYU (8/28/2010)	
	Shonda Cole	Alabama (10/1/2006)	
4.	<i>7x, Last: Aubrey Ezell</i>	<i>Radford (9/9/2017)</i>	5

SOLO BLOCKS

3-SET MATCHES

Rank	Name	Opponent (Date)	Blocks
1.	Teresa Stenlund	Lipscomb (9/11/2010)	5
2.	<i>6x, Last: Alicia Starr</i>	<i>Davidson (9/16/2016)</i>	4
	Previous: Belita Salters	VCU (8/31/2007)	4

4-SET MATCHES

Rank	Name	Opponent (Date)	Blocks
1.	<i>14x, Last: Claire Edwards</i>	<i>Alabama (11/17/2017)</i>	3

5-SET MATCHES

Rank	Name	Opponent (Date)	Blocks
1.	Juliette Thévenin	Alabama (11/16/2012)	4
2.	8x, Last: Bethanie Thomas	E. Tenn. State (8/25/2012)	3

BLOCK ASSISTS

3-SET MATCHES

Rank	Name	Opponent (Date)	Blocks
1.	Darian Dozier	High Point (8/31/2013)	8
	Berna Dwyer	Santa Clara (9/1/2001)	8
3.	<i>5x, Last: Mikayla Robinson</i>	<i>Clemson (9/16/2017)</i>	7

4-SET MATCHES

Rank	Name	Opponent (Date)	Blocks
1.	7x, Last: Belita Salters	North Carolina (9/10/2005)	10

5-SET MATCHES

Rank	Name	Opponent (Date)	Blocks
1.	Jacqy Angermiller	Eastern Kentucky (9/19/2014)	11
	Crystal Johnson	St. John's (9/8/2006)	11
3.	6x, Last: Darian Dozier	Furman (9/6/2014)	8

TOTAL BLOCKS

3-SET MATCHES

Rank	Name	Opponent (Date)	Blocks
1.	Belita Salters	Auburn (10/21/2007)	9
2.	4x, Last: Darian Dozier	High Point (8/31/2013)	8

4-SET MATCHES

Rank	Name	Opponent (Date)	Blocks
1.	Lauren Ford	Mississippi (10/8/2004)	13
2.	<i>5x, Last: Alicia Starr</i>	<i>Kentucky (10/2/2016)</i>	11


5-SET MATCHES

Rank	Name	Opponent (Date)	Blocks
1.	Crystal Johnson	St. John's (9/8/2006)	13
2.	4x, Last: Jacqy Angermiller	E. Kentucky (9/19/2014)	11

PLEASE NOTE: Box scores are only available from 1993 to the present. Limited historical records prior to 1993 were used to compile records as well.

* From 2001 through 2007, sets went to 30 points instead of 25

Current players in *italics*



Junior Aubrey Ezell's serve has been the program's most dominant in the rally-scoring era. Her 137 career aces are a program record for the era, and she enters her senior season as the only active player in Division I to have 2,000 assists, 1,000 digs and 100 aces in a career.

TEAM MATCH RECORDS - ALL-TIME

ALL-TIME TEAM MATCH RECORDS

KILLS

3-SET MATCHES

Rank	Opponent (Date)	Kills
1.	LSU (9/22/2000)	76
2.	Tennessee (11/3/2000)	74
3.	Kentucky (10/20/1995)	69
4.	Clemson (9/16/1998)	66
	Arkansas (11/22/1997)	66

4-SET MATCHES

Rank	Opponent (Date)	Kills
1.	Georgia (11/12/1995)	88
2.	Arkansas (9/24/2000)	86
3.	Florida (10/31/1997)	83
4.	4x, Last: Florida (9/17/2006)	82

5-SET MATCHES

Rank	Opponent (Date)	Kills
1.	North Carolina State (11/7/1986)	99
2.	Arkansas (11/23/1996)	86
3.	4x, Last: Arkansas (11/2/2007)	85

ATTACKS

3-SET MATCHES

Rank	Opponent (Date)	Attacks
1.	Arkansas (11/22/1997)	179
2.	Tennessee (11/3/2000)	177
3.	Mississippi State (10/8/1995)	171
4.	San Diego (9/13/2002)	166
5.	LSU (9/22/2000)	165

4-SET MATCHES

Rank	Opponent (Date)	Attacks
1.	USF (9/17/1994)	235
2.	Arkansas (9/24/2000)	223
3.	Kentucky (10/22/1993)	220
4.	LSU (10/25/1996)	219
5.	Mississippi State (9/27/1996)	218
	Georgia (11/12/1995)	218



Shonda Cole (14) holds the records for nearly every hitting category in the rally-scoring era, highlighted by her record 4.26 kills per set over the span of her career.

5-SET MATCHES

Rank	Opponent (Date)	Attacks
1.	Northern Illinois (9/8/2000)	243
2.	Tennessee (11/11/2007)	241
	Maryland (9/16/1995)	241
4.	Arkansas (11/2/2007)	234
5.	Arkansas (11/23/1996)	225

HITTING PERCENTAGE

3-SET MATCHES

Rank	Opponent (Date)	(K-E-A) Pct.
1.	SC State (10/23/2008)	(50-3-80) .587
2.	Liberty (9/1/2000)	(62-7-98) .561
3.	Mississippi State (11/23/2008)	(48-3-84) .536
4.	Louisville (9/26/1986)	(N/A) .530
5.	Troy (9/7/2007)	(52-6-92) .500
	Auburn (9/27/2002)	(53-8-90) .500

4-SET MATCHES

Rank	Opponent (Date)	(K-E-A) Pct.
1.	Mississippi State (9/25/1998)	(80-8-165) .436
2.	American (9/7/1996)	(44-7-85) .435
3.	Mississippi (10/16/2011)	(61-11-127) .394
4.	Arkansas (10/5/1997)	(73-7-170) .388
5.	North Carolina (11/24/2001)	(78-18-160) .375

5-SET MATCHES

Rank	Opponent (Date)	(K-E-A) Pct.
1.	Arkansas (11/23/2012)	(68-17-143) .357
2.	Missouri (11/8/2017)	(68-19-143) .343
3.	Kentucky (10/24/1997)	(81-17-187) .342
4.	Michigan State (9/18/2004)	(64-17-143) .329
5.	Clemson (9/10/2002)	(74-22-162) .321

ASSISTS

3-SET MATCHES

Rank	Opponent (Date)	Assists
1.	LSU (9/22/2000)	73
2.	Tennessee (11/3/2000)	69
3.	Kentucky (10/20/1995)	63
4.	Mississippi (11/21/1997)	60
5.	Georgia (11/15/2006)	58
	Mississippi State (11/3/2002)	58

4-SET MATCHES

Rank	Opponent (Date)	Assists
1.	Arkansas (9/24/2000)	81
2.	Florida (9/17/2006)	76
3.	Alabama (10/6/1996)	74
4.	LSU (10/25/1996)	73
	Mississippi State (9/27/1996)	73

5-SET MATCHES

Rank	Opponent (Date)	Assists
1.	North Carolina State (11/7/1986)	95
2.	Arkansas (11/2/2007)	80
3.	Tennessee (11/11/2007)	79
	Northern Illinois (9/8/2000)	79
5.	Auburn (9/14/2007)	76

SERVICE ACES

3-SET MATCHES

Rank	Opponent (Date)	Aces
1.	Auburn (10/17/2004)	16
	Alabama (9/29/2002)	16
	Creighton (9/7/2002)	16
	Auburn (10/11/1998)	16
5.	Auburn (9/27/2002)	15
	Tennessee (10/26/1997)	15

4-SET MATCHES

Rank	Opponent (Date)	Aces
1.	Jacksonville (9/6/1991)	22
2.	Kentucky (11/8/1998)	16
	Arkansas (10/5/1997)	16
	Western Carolina (9/3/1993)	16
5.	Mississippi (10/12/1997)	15

5-SET MATCHES

Rank	Opponent (Date)	Aces
1.	Santa Clara (9/18/2003)	15
	New Mexico (9/8/2000)	15
	Washington State (9/23/1988)	15
4.	George Washington (9/20/2003)	14
5.	Indiana (9/13/2003)	13
	Michigan (9/17/1999)	13

DIGS

3-SET MATCHES

Rank	Opponent (Date)	Digs
1.	Mississippi State (10/8/1995)	96
	UNC Greensboro (9/6/1995)	96
3.	Kentucky (10/30/1994)	92
4.	Appalachian State (9/24/1993)	91
5.	Mississippi State (11/17/1995)	89

4-SET MATCHES

Rank	Opponent (Date)	Digs
1.	Charlotte (10/26/1993)	120
2.	Mississippi State (9/27/1996)	118
3.	LSU (10/25/1996)	113
4.	Kentucky (10/22/1993)	110
5.	Mississippi State (10/22/2000)	109

5-SET MATCHES

Rank	Opponent (Date)	Digs
1.	Maryland (9/16/1995)	136
2.	Mississippi State (11/13/2010)	114
	George Washington (11/12/1988)	114
4.	Arkansas (11/2/2007)	108
5.	Tennessee (11/11/2007)	106
	Alabama (9/30/1994)	106

SOLO BLOCKS

3-SET MATCHES

Rank	Opponent (Date)	Block Solos
1.	Mercer (9/3/2005)	9
2.	Georgia (10/24/2002)	7
3.	4x, Last: Lipscomb (9/11/2010)	6

4-SET MATCHES

Rank	Opponent (Date)	Block Solos
1.	Charlotte (10/5/1988)	17
2.	Illinois-Chicago (9/7/1996)	12
3.	3x, Last: Dayton (8/29/2008)	8

5-SET MATCHES

Rank	Opponent (Date)	Block Solos
1.	Maryland (9/1/2007)	7
2.	Mississippi State (10/15/2006)	6
	Arkansas (9/25/2005)	6
	Memphis (11/22/1986)	6
5.	3x, Last: LSU (10/28/2007)	5

BLOCK ASSISTS

3-SET MATCHES

Rank	Opponent (Date)	Block Assists
1.	Tennessee (11/9/2005)	28
	Kentucky (10/20/1995)	28
3.	3x, Last: Auburn (10/31/2003)	26

TEAM MATCH RECORDS // YEARLY TEAM TOTALS

4-SET MATCHES

Rank	Opponent (Date)	Block Assists
1.	Georgia (11/12/1995)	36
2.	Mississippi (10/8/2004)	34
3.	North Carolina (9/10/2005)	32
4.	Kentucky (10/16/1998)	30
	Tennessee (10/14/1994)	30

5-SET MATCHES

Rank	Opponent (Date)	Block Assists
1.	College of Charleston (9/7/1991)	41
2.	Kentucky (10/7/1994)	36
3.	Eastern Kentucky (9/19/2014)	34
	College of Charleston (10/20/1993)	34
4.	St. John's (9/8/2006)	30
5.	5x, Last: Santa Clara (9/18/2003)	28

TOTAL BLOCKS 3-SET MATCHES

Rank	Opponent (Date)	Total Blocks
1.	Kentucky (10/20/1995)	18.0
2.	Mercer (9/3/2005)	17.0
3.	Tennessee (11/9/2005)	16.0
4.	4x, Last: Winthrop (11/26/2005)	14.0

4-SET MATCHES

Rank	Opponent (Date)	Total Blocks
1.	Tennessee (10/14/1994)	22.0
2.	Mississippi (10/8/2004)	21.0
	Georgia (11/12/1995)	21.0
4.	UNC Asheville (9/25/1993)	20.0
5.	North Carolina (9/10/2005)	19.0
	American (12/5/2002)	19.0

5-SET MATCHES

Rank	Opponent (Date)	Total Blocks
1.	North Carolina (10/19/1988)	22.0
2.	College of Charleston (9/7/1991)	21.5
3.	College of Charleston (10/20/1993)	21.0
4.	St. John's (9/8/2006)	20.0
	Memphis (11/22/1986)	20.0

PLEASE NOTE: Box scores are only available from 1993 to the present. Limited historical records prior to 1993 were used to compile records as well.



Stephanie Pflughaupt holds the school records for career block solos, block assists, total blocks and blocks per game. Additionally, Pflughaupt holds the season marks for block solos, total blocks and blocks per game.

YEAR-BY-YEAR STATISTICAL TOTALS

YEAR	MP	SP	K	K/S	ATT	PCT	AST	A/S	SA	SA/S	DIG	D/S	TB	B/S
1983	38	131	1,644	12.55	3,898	.313	1,385	10.57	438	3.34	1,382	10.55	475.0	3.63
1984	36	123	1,493	12.14	3,869	.270	1,505	12.24	294	2.39	1,333	10.84	330.0	2.68
1985	35	132	1,554	11.77	3,527	.247	1,590	12.05	267	2.02	1,156	8.76	295.5	2.24
1986	35	121	1,625	13.43	3,930	.250	1,453	12.01	209	1.73	1,234	10.20	317.0	2.62
1987	30	114	1,462	12.82	3,659	.221	1,386	12.16	201	1.76	1,796	15.75	266.5	2.34
1988	36	134	1,917	14.31	4,843	.161	1,788	13.34	238	1.78	2,271	16.95	452.0	3.37
1989	30	100	1,368	13.68	3,528	.218	1,237	12.37	194	1.94	1,506	15.06	260.5	2.61
1990	37	137	1,813	13.23	4,632	.233	1,631	11.91	327	2.39	1,844	13.46	383.0	2.80
1991	37	132	1,566	11.86	4,037	.183	1,421	10.77	259	1.96	1,534	11.62	411.0	3.11
1992	32	119	1,406	11.82	4,356	.160	1,282	10.77	208	1.75	2,044	17.18	274.0	2.30
1993	33	117	1,542	13.18	4,538	.180	1,342	11.47	211	1.80	2,078	17.76	285.5	2.44
1994	36	135	2,022	14.98	5,304	.227	1,733	12.84	203	1.50	2,429	17.99	315.0	2.33
1995	32	110	1,727	15.70	4,533	.222	1,504	13.67	175	1.59	2,095	19.05	304.0	2.76
1996	30	111	1,656	14.92	4,180	.240	1,427	12.86	185	1.67	1,921	17.31	238.5	2.15
1997	29	99	1,654	16.71	4,069	.262	1,375	13.89	194	1.96	1,818	18.36	236.0	2.38
1998	32	111	1,668	15.03	4,177	.235	1,385	12.48	278	2.50	1,624	14.63	264.0	2.38
1999	26	95	1,376	14.48	3,673	.186	1,214	12.78	179	1.88	1,443	15.19	225.5	2.37
2000	29	101	1,674	16.57	4,061	.261	1,458	14.44	198	1.96	1,780	17.62	257.5	2.55
2001	26	92	1,499	16.29	3,555	.252	1,341	14.58	186	2.02	1,326	14.41	193.5	2.10
2002	29	99	1,601	16.17	3,823	.279	1,407	14.21	223	2.25	1,457	14.72	257.5	2.60
2003	30	111	1,569	14.14	4,184	.199	1,409	12.69	199	1.79	1,563	14.08	246.0	2.22
2004	27	96	1,363	14.20	3,793	.190	1,225	12.76	174	1.81	1,382	14.40	256.0	2.67
2005	27	100	1,436	14.36	3,649	.230	1,309	13.09	152	1.52	1,394	13.94	301.5	3.02
2006	32	123	1,826	14.85	4,633	.219	1,698	13.80	214	1.74	1,770	14.39	296.0	2.41
2007	29	106	1,620	15.28	4,442	.216	1,504	14.19	159	1.50	1,827	17.24	245.0	2.31
2008	30	111	1,522	13.71	3,908	.259	1,405	12.66	132	1.19	1,684	15.17	193.0	1.74
2009	30	109	1,429	13.11	4,118	.202	1,323	12.14	114	1.05	1,757	16.12	134.0	1.23
2010	30	107	1,323	12.36	3,859	.181	1,230	11.50	116	1.08	1,617	15.11	167.0	1.56
2011	30	104	1,378	13.25	3,840	.226	1,287	12.38	103	0.99	1,745	16.78	146.5	1.41
2012	32	110	1,486	13.51	3,800	.255	1,388	12.62	107	0.97	1,604	14.58	189.0	1.72
2013	31	108	1,377	12.75	3,709	.207	1,285	11.90	80	0.74	1,482	13.72	235.5	2.18
2014	31	123	1,456	11.84	4,142	.199	1,362	11.07	101	0.82	1,832	14.89	285.0	2.32
2015	31	114	1,464	12.84	3,980	.209	1,362	11.95	134	1.18	1,671	14.66	235.0	2.06
2016	30	106	1,360	12.83	3,479	.246	1,259	11.88	122	1.15	1,413	13.33	245.0	2.31
2017	30	116	1,419	12.23	3,752	.228	1,335	11.51	140	1.21	1,542	13.29	252.5	2.18

Overall season records in **bold italics**; Rally-scoring era (2001-present) records in *italics* (if different)

TEAM MATCH RECORDS - RALLY-SCORING ERA

KILLS

3-SET MATCHES

Rank	Opponent (Date)	Kills
1.	Purdue (9/7/2001)	62
2.	Georgia (11/15/2006)	61
3.	Mississippi State (11/3/2002)	60
4.	Georgia (11/2/2001)	59
5.	Mississippi State (10/21/11)	57

4-SET MATCHES

Rank	Opponent (Date)	Kills
1.	Florida (9/17/2006)	82
	Houston (9/16/2005)	82
3.	North Carolina (11/24/2001)	78
4.	Michigan State (8/31/2002)	76
5.	North Carolina (12/6/2002)	73

5-SET MATCHES

Rank	Opponent (Date)	Kills
1.	Arkansas (11/2/2007)	85
2.	Tennessee (11/11/2007)	82
	Maryland (9/1/2007)	82
4.	Auburn (9/14/2007)	81
5.	Auburn (9/15/2006)	80

ATTACKS

3-SET MATCHES

Rank	Opponent (Date)	Attacks
1.	San Diego (9/13/2002)	166
2.	Montana (8/26/2011)	149
3.	Delaware (8/25/2007)	148
4.	College of Charleston (9/15/2005)	146
5.	George Washington (9/1/2007)	144

4-SET MATCHES

Rank	Opponent (Date)	Attacks
1.	Arkansas (10/4/2002)	193
2.	North Carolina (12/6/2002)	192
3.	Michigan State (8/31/2002)	191
4.	North Carolina (11/29/2001)	190
	Arkansas (11/17/2001)	190

5-SET MATCHES

Rank	Opponent (Date)	Attacks
1.	Tennessee (11/11/2007)	241
2.	Arkansas (11/2/2007)	234
3.	Maryland (9/1/2007)	223
4.	Mississippi State (11/13/2010)	220
5.	Georgia (10/19/2007)	212

HITTING PERCENTAGE

3-SET MATCHES

Rank	Opponent (Date)	(K-E-A) Pct.
1.	SC State (10/23/2008)	(50-3-80) .587
2.	Mississippi State (11/23/2008)	(48-3-84) .536
3.	Troy (9/7/2007)	(52-6-92) .500
	Auburn (9/27/2002)	(53-8-90) .500
5.	Western Carolina (9/2/2006)	(51-7-93) .473

4-SET MATCHES

Rank	Opponent (Date)	(K-E-A) Pct.
1.	Mississippi (10/16/2011)	(61-11-127) .394
2.	Stony Brook (8/27/2011)	(64-11-137) .387
	North Carolina (11/24/2001)	(78-18-159) .377
4.	Niagara (9/2/2012)	(58-14-119) .370
5.	Houston (9/16/2005)	(82-15-185) .362

5-SET MATCHES

Rank	Opponent (Date)	(K-E-A) Pct.
1.	Arkansas (11/23/2012)	(68-17-143) .357
2.	Missouri (11/8/2017)	(68-19-143) .343
3.	Michigan State (9/18/2004)	(64-17-143) .329
4.	Clemson (9/10/2002)	(74-22-162) .321
5.	ETSU (8/25/2012)	(70-21-165) .297

ASSISTS

3-SET MATCHES

Rank	Opponent (Date)	Assists
1.	Georgia (11/15/2006)	58
	Mississippi State (11/3/2002)	58
3.	Purdue (9/7/2001)	56
4.	Mississippi State (10/21/2011)	55
5.	College of Charleston (9/12/2008)	54
	Georgia (11/2/2001)	54

4-SET MATCHES

Rank	Opponent (Date)	Assists
1.	Florida (9/17/2006)	76
2.	Houston (9/16/2005)	71
3.	Arkansas (11/17/2001)	68
	North Carolina (12/6/2002)	68
5.	North Carolina (11/24/2001)	67
	Michigan State (8/31/2002)	67

5-SET MATCHES

Rank	Opponent (Date)	Assists
1.	Arkansas (11/2/2007)	80
2.	Tennessee (11/11/2007)	79
3.	Auburn (9/14/2007)	76
4.	Maryland (9/1/2007)	73
5.	Georgia (10/19/2007)	72

SERVICE ACES

3-SET MATCHES

Rank	Opponent (Date)	Aces
1.	Alabama (9/29/2002)	16
	Creighton (9/7/2002)	16
	Auburn (10/17/2004)	16
4.	Auburn (9/27/2002)	15
5.	6x, Last: Georgia (11/6/2016)	12

4-SET MATCHES

Rank	Opponent (Date)	Aces
1.	Clemson (10/10/2001)	14
2.	Tennessee (10/19/2001)	13
	Auburn (10/16/2005)	13
	The Citadel (9/26/2010)	13
5.	5x, Last: Tennessee St. (9/1/2006)	11

5-SET MATCHES

Rank	Opponent (Date)	Aces
1.	Santa Clara (9/18/2003)	15
2.	George Washington (9/20/2003)	14
3.	Indiana (9/13/2003)	13
4.	Clemson (9/10/2002)	12
5.	3x, Last: BYU (8/28/2010)	11

DIGS

3-SET MATCHES

Rank	Opponent (Date)	Digs
1.	Winthrop (9/10/11)	76
	San Diego (9/13/2002)	76
3.	Montana (8/26/2011)	73
4.	Georgia (10/14/2015)	71
5.	Temple (8/27/11)	67

4-SET MATCHES

Rank	Opponent (Date)	Digs
1.	North Carolina (12/6/2002)	86
2.	Harvard (9/12/2009)	85
3.	Michigan State (8/31/2002)	81
	Charleston (9/19/2015)	81
5.	Alabama (9/15/2006)	80
	Georgia (11/23/2014)	80

5-SET MATCHES

Rank	Opponent (Date)	Digs
1.	Mississippi State (11/13/2010)	114
2.	Arkansas (11/2/2007)	108
3.	Tennessee (11/11/2007)	106
4.	College of Charleston (9/10/2011)	101
5.	Clemson (8/28/2009)	97

TOTAL BLOCKS

3-SET MATCHES

Rank	Opponent (Date)	Total Blocks
1.	Mercer (9/3/2005)	17
2.	Tennessee (11/9/2005)	16
3.	College of Charleston (8/26/2016)	15
4.	Winthrop (11/26/2005)	14
	Auburn (10/31/2003)	14

4-SET MATCHES

Rank	Opponent (Date)	Total Blocks
1.	Ole Miss (10/8/2004)	21
2.	North Carolina (9/10/2005)	19
	American (12/5/2002)	19
4.	Jacksonville (8/30/2014)	16
	Arizona St. (9/6/2002)	16
	Georgia (11/17/2002)	16

5-SET MATCHES

Rank	Opponent (Date)	Total Blocks
1.	St. John's (9/8/2006)	20
2.	Santa Clara (9/18/2003)	17
	Arkansas (9/25/2005)	17
	Eastern Kentucky (9/19/2014)	17
5.	Kentucky (10/1/2004)	16.5

PLEASE NOTE: Box scores are only available from 1993 to the present. Limited historical records prior to 1993 were used to compile records as well.

* From 2001 through 2007, sets went to 30 points instead of 25

THE LAST TIME THE TEAM...

Lost the first game in a win Nov. 17, 2017 (Alabama)
 Lost the first 2 games in a win Nov. 4, 2016 (at Mississippi State)
 Was down 2-1 in a win Nov. 4, 2016 (at Mississippi State)
 Won the first game in a loss Nov. 8, 2017 (Missouri, 3-2)
 Won the first two games in a loss Sept. 7, 2013 (vs. Winthrop)
 Was up 2-1 in a loss Oct. 22, 2017 (at Alabama)
 Beat a ranked opponent Nov. 13, 2016 (vs. #21 Missouri, 3-1)
Previous: Sept. 17, 2006 (vs. #6 Florida, 3-1)
 Beat a top-10 opponent Sept. 17, 2006 (vs. #6 Florida, 3-1)
 Started a season 8-0 2016 (12-0)
Previous (2012, started 13-0)
 Opponent with < 40 points in a match* Sept. 17, 2016 (vs. Gardner-Webb, 38)
Previous: Aug. 30, 2013 (vs. S.C. State, 36)
 Opponent with < 10 points in a set* Sept. 9, 2016 (vs. Buffalo, 7)
Previous: Aug. 30, 2013 (vs. S.C. State, 9)
 Opponent with < 15 points in a set* Sept. 29, 2017 (LSU, 15)
 Longest SEC Win Streak Sept. 27 - Oct. 25, 2002 (9)
 Ranked in the top-25 Dec. 5, 2002
 Highest ranking 18th (Nov. 22, 2002)

KILLS/ATTACKS

75 or more kills Nov. 11, 2007 (at Tennessee, 82)
 85 or more kills Nov. 2, 2007 (vs. Arkansas, 85)
 95 or more kills Nov. 7, 1986 (vs. North Carolina State, 99)
 200 or more attacks Nov. 13, 2010 (vs. Mississippi St., 220)
 225 or more attacks Nov. 11, 2007 (at Tennessee, 241)
 Opponent had less than 20 kills Aug. 30, 2013 (vs. S.C. State, 16)

DIGS

80+ digs Oct. 22, 2017 (at Alabama, 80)
 90+ digs Nov. 19, 2014 (at Tennessee, 91)
 100+ digs Sept. 10, 2011 (at College of Charleston, 101)

BLOCKS

15+ blocks Oct. 3, 2016 (vs. Kentucky, 15.0)
 20+ blocks Sept. 8, 2006 (vs. St. John's, 20.0)
 Outblocked and won Nov. 3, 2017 (at Tennessee, 4.0-3.0)

ACES

10+ aces Sept. 8, 2017 (vs. Miami (Ohio), 10)
 15+ aces Sept. 18, 2003 (vs. Santa Clara, 15)
 20+ aces Sept. 6, 1991 (vs. Jacksonville, 22)

HITTING PERCENTAGE

Hit over .300 10 times in a season 2016 (11 times)
Previous: 2012 (13 times)
 Hit over .300 Nov. 8, 2017 (Missour, .343)
 Hit over .400 Sept. 16, 2017 (vs. Mercer, .406)
 Hit over .500 Nov. 23, 2008 (vs. Mississippi State, .536)
 Opponent hit over .300 Oct. 13, 2017 (Arkansas, .327)
 Opponent hit over .350 Nov. 8, 2017 (Missouri, .406)
 Opponent hit over .450 Nov. 26, 2014 (Florida, .450)
 Opponent hit less than .100 Sept. 22, 2017 (Mississippi State, .079)
 Hit less than .100 Nov. 19, 2017 (at Texas A&M, .085)
 Hit less than .200 Nov. 22, 2017 (at Ole Miss, .175)
 Hit less than .200 and won Aug. 26, 2016 (at College of Charleston, .168)
 Hit less than .150 and won Nov. 7, 2004 (vs. Arkansas, .138)
 Outhit the opponent and lost Oct. 22, 2017 (at Alabama)
 Was outhit and won Oct. 1, 2017 (vs. Tennessee)
 Opponent w/ negative total hitting % Sept. 21, 2013 (vs. Presbyterian, -.011)

ASSISTS

80+ assists Nov. 2, 2007 (vs. Arkansas, 80)
 90+ assists Nov. 7, 1986 (vs. North Carolina St., 95)
 100+ assists N/A

* In a standard 25-point game, best-of-five match

THE LAST TIME A GAMECOCK HAD...

KILLS

Five players with 10+ kills Aug. 24, 2012 (vs. East Tennessee State)
 Three players with 15+ kills Sept. 5, 2008 (at Rhode Island)
 Two players with 20+ kills Oct. 18, 2015 (at Tennessee)
 No player w/10+ kills Nov. 19, 2017 (at Texas A&M)
 20 or more kills Nov. 3, 2017 (Mikayla Shields, 23 at Tennessee)
 25 or more kills Nov. 8, 2017 (Mikayla Shields, 29 vs. Missouri)
 30 or more kills Sept. 6, 2013 (Juliette Thevenin, 30 at Clemson)
 20+ kills and 20+ digs Sept. 6, 2014 vs. Furman
 (Taylr McNeil, 22 kills, 23 digs)
 Had a triple-double Sept. 16, 2005 vs. Houston
 (Iris Santos, 12 K, 57 A, 13 D)
 Three players with a double-double Sept. 1, 2017 (vs. UNCW)
 (Mikayla Shields 24K, 17D; Courtney Koehler 30A, 10D; Aubrey Ezell 17A, 15D)

ATTACKS

50 or more attempts Nov. 8, 2017 (Mikayla Shields, 50 vs. Missouri)
 60 or more attempts Oct. 4, 2013 (Juliette Thevenin, 61 vs. Arkansas)
 70 or more attempts Sept. 6, 2013 (Juliette Thevenin, 73 at Clemson)

DIGS

Five players with 10+ digs Sept. 1, 2017 (vs. UNCW)
 Three players with 15+ digs Sept. 1, 2017 (vs. UNCW)
Previous: Sept. 6, 2014 (vs. Furman)
 Two players with 20+ digs Sept. 22, 2017 at Mississippi State
 (Mikayla Shields, 20 / Aubrey Ezell, 21)
Previous: Sept. 6, 2014 vs. Furman
 20 or more digs Nov. 19 (Aubrey Ezell, 20 at Texas A&M)
 25 or more digs Oct. 18 (Aubrey Ezell, 25 at Auburn)
 30 or more digs Nov. 23, 2014 (M. Christiaansen, 33 at Georgia)

BLOCKS

10 or more total blocks Oct. 3, 2016 (Alicia Starr, 11 vs. Kentucky)
 15 or more total blocks Sept. 6, 1991 (Libby Ralston, 16 vs. Jacksonville)
 3+ solo blocks Nov. 18, 2017 (Claire Edwards, 3 vs. Alabama)
 5+ solo blocks Sept. 11, 2010 (Teresa Stenlund, 5 vs. Lipscomb)

ACES

3 or more aces Nov. 12, 2017 (Jess Vastine, Courtney Koehler, 3 vs. Arkansas)
 5 or more aces Sept. 9, 2017 (Aubrey Ezell, 5 vs. Radford)
 6+ aces Nov. 19, 2017 (Mikayla Shields, 6 at Texas A&M)
 7+ aces Sept. 7, 2002 (Megan Hosp, 8 vs. Creighton)

HITTING PERCENTAGE (Min. 10 Kills)

.400 hitting percentage Nov. 12, 2017 (Abreia Epps, .406 vs. Arkansas)
 .500 hitting percentage Nov. 8, 2017 (Mikayla Robinson, .588 vs. Missouri)
 .600 hitting percentage Sept. 17, 2016 (Mikayla Shields, .638 vs. William & Mary)
 .700 hitting percentage Nov. 8, 2008 (Darian Dozier, .708 at Alabama)
 .800 hitting percentage Aug. 25, 2017 (Mikayla Robinson, .846 vs. Mercer)
Previous: Sept. 17, 1983 (Lori Rowe, .870 vs. Appalachian St.)

ASSISTS

50 or more assists Nov. 8, 2017 (Courtney Koehler, 52 vs. Missouri)
 60 or more assists Oct. 18, 2015 (Aubrey Ezell, 62 at Tennessee)
 70 or more assists Sept. 24, 2000 (Megan Hosp, 72 vs. Arkansas)
 80+ assists Nov. 12, 1988 (Correll, 84 vs. G. Washington)
 Two players with 20+ assists Oct. 28, 2016 (Courtney Koehler 23 / Aubrey Ezell 36 vs. LSU)

Box scores are only available from 1993 to the present. Limited historical records prior to 1993 were used to aid in the composition of team match records as well.

YEAR-BY-YEAR STATISTICAL LEADERS

KILLS

YEAR	NAME	GAMES/SETS	KILLS	K/S
1983	Lori Rowe	131	553	4.22
1984	Lori Rowe	123	346	2.81
1985	Lori Rowe	132	459	3.48
1986	Lori Rowe	121	497	4.11
1987	Diane Denton	114	357	3.13
1988	Kim DeNeve	109	380	3.49
1989	Stephanie Pflughaupt	99	305	3.08
1990	Lora Myers	124	484	3.90
1991	Caryn Case	130	391	3.01
1992	Diane Mitchell	92	276	3.00
1993	Jennifer Guess	116	324	2.79
1994	Amy Iannocari	132	542	4.11
1995	Kori Ermigarat	102	365	3.58
1996	Heather Larkin	110	368	3.35
1997	Heather Larkin	95	380	4.00
1998	Cally Plummer	111	353	3.18
1999	Berna Dwyer	94	300	3.19
2000	Berna Dwyer	93	319	3.43
2001	Cally Plummer	92	339	3.68
2002	Niece Curry	99	335	3.38
2003	Lynae Vanden Hull	107	314	2.93
2004	Shonda Cole	94	379	4.03
2005	Shonda Cole	99	414	4.18
2006	Shonda Cole	122	703	5.76
2007	Ivana Kujundzic	105	349	3.32
2008	Ivana Kujundzic	111	401	3.61
2009	Ivana Kujundzic	74	295	3.99
2010	Juliette Thévenin	96	350	3.65
2011	Juliette Thévenin	88	321	3.65
2012	Juliette Thévenin	105	453	4.31
2013	Juliette Thévenin	102	466	4.57
2014	Taylr McNeil	106	324	3.06
2015	Dessaa Legros	114	349	3.14
2016	Mikayla Shields	105	341	3.25
2017	Mikayla Shields	116	429	3.70

HITTING PERCENTAGE (MIN. 300 ATT)

YEAR	NAME	KILLS	ERR	ATT	PCT
1983	Lori Rowe	553	53	1,145	.437
1984	Lori Rowe	346	53	828	.354
1985	Lori Rowe	459	90	856	.431
1986	Lori Rowe	497	102	1,045	.378
1987	Stephanie Pflughaupt	308	111	729	.270
1988	Stephanie Pflughaupt	323	154	721	.234
1989	Stephanie Pflughaupt	305	70	587	.400
1990	Libby Ralston	322	89	664	.351
1991	Libby Ralston	201	85	430	.270
1992	Libby Ralston	176	51	478	.262
1993	Jennifer Guess	324	133	871	.219
1994	Katie Gerst	334	93	866	.278
1995	Cindy Robarge	248	91	569	.276
1996	Heather Larkin	368	126	828	.292
1997	Heather Larkin	380	125	834	.306
1998	Ashley Edlund	161	28	362	.367
1999	Sam Alban	219	101	504	.234
2000	Berna Dwyer	319	77	640	.378
2001	Sam Alban	145	46	332	.298
2002	Niece Curry	335	69	658	.404
2003	Niece Curry	200	75	463	.270
2004	Lauren Ford	228	102	537	.235
2005	Shonda Cole	414	145	957	.281
2006	Shonda Cole	703	259	1,541	.288
2007	Belita Salters	306	89	657	.330
2008	Belita Salters	338	80	664	.389
2009	Meredith Moorhead	203	65	582	.237
2010	Olivia Ryder	141	52	390	.228
2011	Teresa Stenlund	203	63	463	.302
2012	Cara Howley	234	86	503	.294
2013	Darian Dozier	214	70	521	.276
2014	Kellie McNeil	121	39	318	.258
2015	Darian Dozier	247	71	561	.314
2016	Mikayla Shields	341	108	757	.308
2017	Mikayla Robinson	260	95	542	.304



Lori Rowe
Four-Time Hitting % Leader



Ashley Edlund
Four-Time Assists Leader

ASSISTS

YEAR	NAME	GAMES/SETS	ASSISTS	A/S
1983	Shellie Higgins	131	1,243	9.49
1984	Shellie Higgins	123	1,301	10.58
1985	Julie Morrison	127	1,291	10.17
1986	Julie Morrison	120	1,315	10.96
1987	Julie Morrison	97	930	9.59
1988	Tammy Correll	133	1,597	12.01
1989	Tammy Correll	98	1,137	11.60
1990	Tammy Correll	131	1,482	11.31
1991	Jodi Thompson	132	1,228	9.30
1992	Jodi Thompson	117	1,162	9.93
1993	Kelly Morrow	115	1,238	10.77
1994	Kelly Morrow	84	818	9.74
1995	Ashley Edlund	110	1,404	12.76
1996	Ashley Edlund	110	1,261	11.46
1997	Ashley Edlund	99	1,276	12.89
1998	Ashley Edlund	111	1,236	11.14
1999	Megan Hosp	95	1,078	11.35
2000	Megan Hosp	101	1,280	12.67
2001	Megan Hosp	92	1,113	12.10
2002	Megan Hosp	99	1,218	12.30
2003	Katelyn Panzau	105	1,069	10.18
2004	Katelyn Panzau	89	788	8.85
2005	Iris Santos	98	747	7.62
2006	Iris Santos	86	978	11.37
2007	Jordan Bradosky	102	651	6.38
2008	Bridget Denson-Dorman	106	1,120	10.57
2009	Bridget Denson-Dorman	109	924	8.48
2010	Taylor Bruns	104	759	7.30
2011	Taylor Bruns	102	971	9.52
2012	Taylor Bruns	102	953	9.34
2013	Kellie McNeil	82	834	10.17
2014	Kellie McNeil	115	701	6.10
2015	Aubrey Ezell	114	1,167	10.24
2016	Aubrey Ezell	106	726	6.85
2017	Courtney Koehler	116	1,123	9.68



Juliette Thévenin
Four-Time Kills Leader



Megan Hosp
Four-Time Assists Leader

YEARLY STATISTICAL LEADERS



Cally Plummer
Three-Time Aces Leader



Sarah Morgan
Three-Time Digs Leader

ACES

YEAR	NAME	GAMES/SETS	ACES	A/S
1983	Teri Montoya	131	141	1.08
1984	Teri Montoya	123	73	0.59
1985	Julie Morrison	127	57	0.45
1986	Lori Rowe	121	38	0.31
1987	Diane Denton	114	39	0.34
1988	Tammy Correll	133	58	0.44
1989	Tammy Correll	98	45	0.46
1990	Tammy Correll	131	66	0.50
1991	Jodi Thompson	132	52	0.39
1992	Jodi Thompson	117	40	0.34
1993	Jennifer Guess	116	37	0.32
1994	Jodi Thompson	131	37	0.28
1995	Ashley Edlund	110	35	0.32
1996	Heather Larkin	110	37	0.34
1997	Ashley Edlund	99	32	0.32
1998	Cally Plummer	111	86	0.77
1999	Berna Dwyer	94	41	0.44
2000	Cally Plummer	87	47	0.54
2001	Cally Plummer	92	50	0.54
2002	Megan Hosp	99	53	0.54
2003	Lynae Vanden Hull	107	42	0.39
2004	Katelyn Panzau	89	31	0.35
2005	Iris Santos	98	32	0.33
2006	Shonda Cole	122	47	0.39
2007	Megan Laughlin	106	42	0.40
2008	Ivana Kujundzic	111	35	0.32
2009	Ivana Kujundzic	74	23	0.31
2010	Juliette Thévenin	96	29	0.30
2011	Taylor Bruns	102	25	0.25
2012	Cara Howley	107	27	0.25
2013	Mikaela Christiaansen	108	18	0.17
2014	Kellie McNeil	115	29	0.25
2015	Aubrey Ezell	114	47	0.41
2016	Aubrey Ezell	106	41	0.39
2017	Aubrey Ezell	116	49	0.42



Diane Denton
Three-Time Digs Leader



Darian Dozier
Four-Time Blocks Leader

TOTAL BLOCKS

YEAR	NAME	GAMES/SETS	BLOCKS	B/S
1983	Lori Rowe	131	241	1.84
1984	Lorri Anderson	123	124	1.01
1985	Lori Rowe	132	151	1.14
1986	Stephanie Pflughaupt	111	143	1.29
1987	Stephanie Pflughaupt	114	153	1.34
1988	Stephanie Pflughaupt	131	270	2.06
1989	Stephanie Pflughaupt	99	159	1.61
1990	Libby Ralston	122	171	1.40
1991	Amy Collinsworth	131	166	1.27
1992	Jennifer Guess	110	98	0.89
1993	Jennifer Guess	116	131	1.13
1994	Katie Gerst	131	128	0.98
1995	Heather Larkin	108	120	1.11
1996	Lori Drost	107	111	1.04
1997	Dee Dee Fortman	97	109	1.12
1998	Danika Taylor	111	124	1.12
1999	Danika Taylor	95	114	1.20
2000	Sam Alban	87	102	1.17
2001	Sam Alban	73	67	0.92
2002	Niece Curry	99	114	1.15
2003	Lauren Ford	99	97	0.98
2004	Lauren Ford	93	118	1.27
2005	Nicole Miller	93	105	1.13
2006	Belita Salters	114	104	0.91
2007	Belita Salters	106	128	1.21
2008	Belita Salters	107	87	0.81
2009	Teresa Stenlund	102	44	0.47
2010	Teresa Stenlund	99	69	0.70
2011	Teresa Stenlund	93	73	0.78
2012	Darian Dozier	96	67	0.70
2013	Darian Dozier	108	115	1.06
2014	Darian Dozier	120	141	1.17
2015	Darian Dozier	103	104	1.01
2016	Alicia Starr	71	80	1.13
2017	Mikayla Robinson	115	121	1.05

DIGS

YEAR	NAME	GAMES/SETS	DIGS	D/S
1983	Teri Montoya	131	292	2.23
1984	Teri Montoya	123	289	2.35
1985	Colleen McKenzie	132	194	1.47
1986	Diane Denton	116	300	2.59
1987	Diane Denton	114	525	4.61
1988	Diane Denton	115	474	4.12
1989	Deana Hagaman	95	288	3.03
1990	Caryn Case	131	388	2.96
1991	Caryn Case	130	309	2.38
1992	Jodi Thompson	117	362	3.09
1993	Jodi Thompson	115	382	3.32
1994	Kori Ermigarat	131	479	3.66
1995	Kori Ermigarat	102	441	4.32
1996	Fernanda Laires	110	470	4.27
1997	Fernanda Laires	98	369	3.77
1998	Milica Perovic	99	280	2.83
1999	Crystal Moore	77	261	3.39
2000	Megan Hosp	101	337	3.34
2001	Cally Plummer	92	256	2.78
2002	Yajaira Cadet	95	320	3.37
2003	Sarah Morgan	109	264	2.42
2004	Sarah Morgan	96	267	2.78
2005	Sarah Morgan	99	261	2.64
2006	Alexcis Thomson	123	385	3.13
2007	Sarah Cline	98	368	3.76
2008	Sarah Cline	100	384	3.84
2009	Sarah Cline	109	498	4.57
2010	Hannah Lawing	107	523	4.89
2011	Paige Wheeler	104	475	4.57
2012	Paige Wheeler	106	414	3.91
2013	Mikaela Christiaansen	108	386	3.57
2014	Mikaela Christiaansen	123	535	4.35
2015	Megan Kirkland	109	328	3.01
2016	Megan Kirkland	103	349	3.39
2017	Aubrey Ezell	116	527	4.54

FRESHMAN RECORDS

Matches Played: Lori Rowe (1983), 38
Sets Played: Three tied at 132

- Kills**
- Lori Rowe, 1983553
 - Fernanda Laires, 1996.....357
 - Cally Plummer, 1998.....353

- Kills Per Set**
- Lori Rowe, 19834.22
 - Juliette Thévenin, 2010.....3.65
 - Fernanda Laires, 1996.....3.52

- Attacks**
- Lori Rowe, 19831,145
 - Fernanda Laires, 1996.....994
 - Taylr McNeil, 2014.....935

- Hitting Percentage (Min. 250 Attacks)**
- Lori Rowe, 1983 (.437)
 - Libby Ralston, 1990..... (.351)
 - Ashley Edlund, 1995..... (.321)

- Assists**
- Ashley Edlund, 1995.....1,404
 - Kelly Morrow, 1993.....1,238
 - Jodi Thompson, 19911,228

- Assists Per Set (Min. 125 Assists)**
- Ashley Edlund, 1995.....12.76
 - Megan Hosp, 1999.....11.35
 - Kelly Morrow, 1993.....10.77

- Aces**
- Cally Plummer, 1998.....86
 - Lori Rowe, 1983.....61
 - Jodi Thompson, 199152

- Aces Per Set (Min. 25 Aces)**
- Cally Plummer, 1998.....0.77
 - Lori Rowe, 1983.....0.47
 - Berna Dwyer, 1999.....0.44

- Digs**
- Fernanda Laires, 1996.....470
 - Ashley Edlund, 1995.....351
 - Aubrey Ezell, 2015.....309

- Digs Per Set (Min. 125 Digs)**
- Fernanda Laires, 1996.....4.27
 - Ashley Edlund, 1995.....3.19
 - Hannah Lawing, 20072.93

- Block Solos**
- Libby Ralston, 1990.....56
 - Stephanie Pflughaupt, 1986.....49
 - Lori Rowe, 1983.....46
 - Amy Collinsworth, 1990.....46

- Block Assists**
- Lori Rowe, 1983.....195
 - Libby Ralston, 1990.....115
 - Mikayla Robinson, 2017.....104*

- Total Blocks**
- Lori Rowe, 1983.....241
 - Libby Ralston, 1990.....171
 - Amy Collinsworth, 1990.....145

- Blocks Per Set (Min. 50 Blocks)**
- Lori Rowe, 1983.....1.84
 - Dee Dee Fortman, 1995.....1.52
 - Libby Ralston, 1990.....1.40

SOPHOMORE RECORDS

Matches Played: A. Collinsworth (1991), 37
Sets Played: Tammy Correll (1988), 133

- Kills**
- Mikayla Shields, 2017.....429*
 - Shonda Cole, 2004.....379
 - Ivana Kujundzic, 2007349

- Kills Per Set**
- Shonda Cole, 2004.....4.03
 - Mikayla Shields, 2017.....3.70*
 - Juliette Thévenin, 2011.....3.65

- Attacks**
- Mikayla Shields, 2017.....1,045*
 - Koko Atoa-Williams, 2014.....991
 - Shonda Cole, 2004.....976

- Hitting Percentage (Min. 250 Attacks)**
- Niece Curry, 2002..... (.404)
 - Berna Dwyer, 2000..... (.378)
 - Lori Rowe, 1984..... (.354)

- Assists**
- Tammy Correll, 1988.....1,597
 - Julie Morrison, 1985.....1,291
 - Megan Hosp, 20001,280

- Assists Per Set (Min. 125 Assists)**
- Megan Hosp, 200012.67
 - Tammy Correll, 1988.....12.01
 - Ashley Edlund, 1996.....11.46

- Aces**
- Tammy Correll, 1988.....58
 - Julie Morrison, 1985.....57
 - Cally Plummer, 2000.....47

- Aces Per Set (Min. 25 Aces)**
- Cally Plummer, 20000.54
 - Julie Morrison, 1985.....0.45
 - Tammy Correll, 1988.....0.44

- Digs**
- Paige Wheeler, 2011.....475
 - Shani Abshier, 1995.....395
 - Fernanda Laires, 1997369

- Digs Per Set (Min. 125 Digs)**
- Paige Wheeler, 2011.....4.57
 - Fernanda Laires, 19973.77
 - Sarah Cline, 20073.76

- Block Solos**
- Stephanie Pflughaupt, 1987.....64
 - Lori Rowe, 1984.....41
 - Amy Collinsworth, 1991.....38

- Block Assists**
- Amy Collinsworth, 1991.....128
 - Jennifer Guess, 1991111
 - Darian Dozier, 2013107

- Total Blocks**
- Amy Collinsworth, 1991.....166
 - Stephanie Pflughaupt, 1987.....153
 - Jennifer Guess, 1991130

- Blocks Per Set (Min. 50 Blocks)**
- Libby Ralston, 1991.....1.42
 - Stephanie Pflughaupt, 1987.....1.34
 - Amy Collinsworth, 1991.....1.27

JUNIOR RECORDS

Matches Played: Four (1983) tied at 38
Sets Played: Lori Rowe (1985), 132

- Kills**
- Kori Ermigarat, 1994.....477
 - Caryn Case, 1990462
 - Lori Rowe, 1985.....459

- Kills Per Set**
- Juliette Thévenin, 2012.....4.31
 - Shonda Cole, 2005.....4.18
 - Cally Plummer, 2001.....3.68

- Attacks**
- Caryn Case, 19901,281
 - Kori Ermigarat, 1994.....1,248
 - Juliette Thévenin, 2012.....1,073

- Hitting Percentage (Min. 250 Attacks)**
- Lori Rowe, 1985 (.431)
 - Ashley Edlund, 1997..... (.411)
 - Belita Salters, 2007 (.330)

- Assists**
- Julie Morrison, 1986.....1,597
 - Ashley Edlund, 1997.....1,276
 - Shellie Higgins, 1983.....1,243

- Assists Per Set (Min. 125 Assists)**
- Ashley Edlund, 1997.....12.89
 - Megan Hosp, 200112.10
 - Tammy Correll, 1989.....11.60

- Aces**
- Teri Montoya, 1983.....141
 - Shellie Higgins, 1983.....80
 - Kim Brown, 1983.....77

- Aces Per Set (Min. 25 Aces)**
- Teri Montoya, 1983.....1.08
 - Shellie Higgins, 1983.....0.61
 - Kim Brown, 1983.....0.59

- Digs**
- Aubrey Ezell, 2017.....527*
 - Diane Denton, 1987.....525
 - Kori Ermigarat, 1994.....479

- Digs Per Set (Min. 125 Digs)**
- Diane Denton, 1987.....4.61
 - Aubrey Ezell, 2017.....4.54*
 - Paige Wheeler, 2012.....3.91

- Block Solos**
- Stephanie Pflughaupt, 1988.....95
 - Lori Rowe, 1985.....65
 - Belita Salters, 2007.....33

- Block Assists**
- Stephanie Pflughaupt, 1988.....175
 - Darian Dozier, 2014127
 - Shellie Higgins, 1983.....109

- Total Blocks**
- Stephanie Pflughaupt, 1988.....270
 - Lori Rowe, 1985.....151
 - Darian Dozier, 2014141

- Blocks Per Set (Min. 50 Blocks)**
- Stephanie Pflughaupt, 1988.....2.06
 - Lauren Ford, 2004.....1.27
 - Belita Salters, 20071.21

SENIOR RECORDS

Matches Played: Sue Little (1983), 38
Sets Played: Amy Iannocari (1994), 132

- Kills**
- Shonda Cole, 2006.....703
 - Amy Iannocari, 1994.....542
 - Lori Rowe, 1986.....497

- Kills Per Set**
- Shonda Cole, 2006.....5.76
 - Juliette Thévenin, 2013.....4.57
 - Lori Rowe, 1986.....4.11
 - Amy Iannocari, 1994.....4.11

- Attacks**
- Shonda Cole, 20061,541
 - Amy Iannocari, 1994.....1,338
 - Lora Myers, 1990.....1,184

- Hitting Percentage (Min. 250 Attacks)**
- Stephanie Pflughaupt, 1989..... (.400)
 - Belita Salters, 2008 (.389)
 - Lori Rowe, 1986..... (.378)

- Assists**
- Tammy Correll, 1990.....1,482
 - Shellie Higgins, 1984.....1,301
 - Ashley Edlund, 1998.....1,236

- Assists Per Set (Min. 125 Assists)**
- Megan Hosp, 200212.30
 - Iris Santos, 200611.37
 - Tammy Correll, 1990.....11.31

- Aces**
- Teri Montoya, 1984.....73
 - Tammy Correll, 1990.....66
 - Lora Myers, 1990.....62

- Aces Per Set (Min. 25 Aces)**
- Teri Montoya, 1984.....0.59
 - Cally Plummer, 2002.....0.57
 - Megan Hosp, 2002.....0.54

- Digs**
- Mikaela Christiaansen, 2014.....535
 - Hannah Lawing, 2010523
 - Sarah Cline, 2009.....498

- Digs Per Set (Min. 125 Digs)**
- Hannah Lawing, 2010.....4.89
 - Sarah Cline, 2009.....4.57
 - Mikaela Christiaansen, 20144.35

- Block Solos**
- Stephanie Pflughaupt, 1989.....56
 - Lori Rowe, 1986.....39
 - Jennifer Guess, 1993.....25
 - Sue Little, 1983.....25

- Block Assists**
- Sue Little, 1983.....137
 - Cindy Robarge, 1998.....108
 - Jennifer Guess, 1993.....106

- Total Blocks**
- Sue Little, 1983.....162
 - Stephanie Pflughaupt, 1988.....159
 - Jennifer Guess, 1993.....131

- Blocks Per Set (Min. 50 Blocks)**
- Stephanie Pflughaupt, 1988.....1.61
 - Sue Little, 1983.....1.24
 - Danika Taylor, 1999.....1.20

FRESHMAN RECORDS

Matches Played: Sarah Cline, 32 (2006)
Sets Played: Sarah Cline, 115 (2006)

Kills

1. Juliette Thévenin, 2010350
2. Mikayla Shields, 2016.....341
3. Taylr McNeil, 2014.....324

Kills Per Set

1. Juliette Thévenin, 20103.65
2. Mikayla Shields, 2016.....3.17
3. Taylr McNeil, 2014.....3.04

Attacks

1. Taylr McNeil, 2014.....935
2. Juliette Thevenin, 2010.....934
3. Lynae Vanden Hull, 2003847

Hitting Percentage (Min. 250 Attacks)

1. Mikayla Shields, 2016..... (.309)
2. Mikayla Robinson, 2017 (.304)
3. Megan Laughlin, 2003..... (.286)

Assists

1. Aubrey Ezell, 2015..... 1167
2. Katelyn Panzau, 20031069
3. Jordan Bradosky, 2007651

Assists Per Set (Min. 150 Assists)

1. Aubrey Ezell, 2015..... 10.24
2. Katelyn Panzau, 200310.18
3. Helen Recaborde, 2013.....6.93

Aces

1. Aubrey Ezell, 2015..... 47
2. Lynae Vanden Hull, 200342
- Megan Laughlin, 200742

Aces Per Set (Min. 25 Aces)

1. Aubrey Ezell, 2015..... 0.41
2. Megan Laughlin, 20070.40
3. Lynae Vanden Hull, 20030.39

Digs

1. Aubrey Ezell, 2015..... 309
2. Bethanie Thomas, 2011259
3. Gabrielle Rubeis, 2013.....246

Digs Per Set (Min. 150 Digs)

1. Hannah Lawing, 20072.93
2. Aubrey Ezell, 2015.....2.71
3. Bethanie Thomas, 20112.62

Block Solos

1. Megan Laughlin, 200723
2. Mikayla Robinson, 201717
3. Alicia Starr, 201614

Block Assists

1. Mikayla Robinson, 2017 104
2. Ivana Kujundzic, 200680
3. Megan Laughlin, 200775
- Jacqy Angermiller, 201375

Total Blocks

1. Mikayla Robinson, 2017 121
2. Megan Laughlin, 200798
3. Ivana Kujundzic, 200685

Blocks Per Set (Min. 50 Blocks)

1. Alicia Starr, 2016 1.18
2. Jacqy Angermiller, 20131.08
3. Mikayla Robinson, 2017 1.05

SOPHOMORE RECORDS

Matches Played: Four tied with 32
Sets Played: Koko Atoa-Williams, 121 (2014)

Kills

1. Mikayla Shields, 2017..... 429
2. Shonda Cole, 2004379
3. Ivana Kujundzic, 2007349

Kills Per Set

1. Shonda Cole, 20044.03
2. Mikayla Shields, 2017.....3.70
3. Juliette Thévenin, 20113.65

Attacks

1. Mikayla Shields, 2017..... 1,045
2. Koko Atoa-Williams, 2014.....991
3. Shonda Cole, 2004976

Hitting Percentage (Min. 250 Attacks)

1. Niece Curry, 2002..... (.404)
2. Frankie Vain, 2011..... (.320)
3. Megan Laughlin, 2008..... (.308)

Assists

1. Courtney Koehler, 2017..... 1,123
2. Kellie McNeil, 2013.....834
3. Katelyn Panzau, 2004788

Assists Per Set (Min. 150 Assists)

1. Kellie McNeil, 2013..... 10.17
2. Courtney Koehler, 2017.....9.68
3. Katelyn Panzau, 20048.85

Aces

1. Aubrey Ezell, 2016..... 39
2. Hannah Lawing, 200832
3. Three tied.....31

Aces Per Set (Min. 25 Aces)

1. Aubrey Ezell, 2016..... 0.39
2. Katelyn Panzau, 20040.35
3. Lauren Ford, 20030.31

Digs

1. Paige Wheeler, 2011.....475
2. Sarah Cline, 2007368
3. Dinelia Concepcion, 2006288

Digs Per Set (Min. 150 Digs)

1. Paige Wheeler, 2011.....4.57
2. Sarah Cline, 20073.76
3. Katelyn Panzau, 20042.61

Block Solos

1. Mikayla Shields, 2017..... 17
2. Niece Curry, 2002.....15
3. Belita Salters, 200614

Block Assists

1. Darian Dozier, 2013 107
2. Niece Curry, 2002.....99
3. Belita Salters, 200690

Total Blocks

1. Darian Dozier, 2013 115
2. Niece Curry, 2002.....114
3. Belita Salters, 2006104

Blocks Per Set (Min. 50 Blocks)

1. Niece Curry, 2002..... 1.15
2. Crystal Johnson, 2005.....1.10
2. Darian Dozier, 20131.06

JUNIOR RECORDS

Matches Played: Paige Wheeler, 32 (2012)
Sets Played: Darian Dozier, 120 (2014)

Kills

1. Juliette Thévenin, 2012.....453
2. Shonda Cole, 2005414
3. Ivana Kujundzic, 2008401

Kills Per Set

1. Juliette Thévenin, 20124.31
2. Shonda Cole, 20054.18
3. Cally Plummer, 20013.68

Attacks

1. Juliette Thévenin, 20121,073
2. Ivana Kujundzic, 20081,051
3. Dessaa Legros, 2015.....973

Hitting Percentage (Min. 250 Attacks)

1. Belita Salters, 2007 (.330)
2. Sam Alban, 2001 (.298)
3. Juliette Thévenin, 2012 (.290)

Assists

1. Bridgette Denson-Dorman, 2008.... 1120
2. Megan Hosp, 20011113
3. Taylor Bruns, 2011971

Assists Per Set (Min. 150 Assists)

1. Megan Hosp, 200112.10
2. Bridgette Denson-Dorman, 2008...10.57
3. Taylor Bruns, 20119.52

Aces

1. Cally Plummer, 2001 50
2. Aubrey Ezell, 2017..... 49
3. Ivana Kujundzic, 200835

Aces Per Set (Min. 25 Aces)

1. Cally Plummer, 20010.54
2. Aubrey Ezell, 2017.....0.42
3. Iris Santos, 20050.33

Digs

1. Aubrey Ezell, 2017..... 527
2. Paige Wheeler, 2012.....414
3. Michaela Christiaansen, 2013386

Digs Per Set (Min. 150 Digs)

1. Aubrey Ezell, 2017..... 4.54
2. Paige Wheeler, 2012.....3.91
3. Sarah Cline, 20083.84

Block Solos

1. Belita Salters, 200733
2. Ivana Kujundzic, 200815
- Niece Curry, 2003.....15

Block Assists

1. Darian Dozier, 2014 127
2. Lauren Ford, 2003107
3. Belita Salters, 200795
- Nicole Miller, 2004.....95

Total Blocks

1. Darian Dozier, 2014 141
2. Belita Salters, 2007128
3. Lauren Ford, 2004118

Blocks Per Set (Min. 50 Blocks)

1. Lauren Ford, 2004 1.27
2. Belita Salters, 20071.21
3. Darian Dozier, 20141.14

SENIOR RECORDS

Matches Played: Cole, Thomson, 32 (2006)
Sets Played: Alexis Thomson, 123 (2006)

Kills

1. Shonda Cole, 2006703
2. Juliette Thévenin, 2013.....466
3. Sarah Blomgren, 2015.....345

Kills Per Set

1. Shonda Cole, 20065.76
2. Juliette Thévenin, 20134.57
3. Berna Dwyer, 20023.22

Attacks

1. Shonda Cole, 20061,541
2. Juliette Thévenin, 20131,173
3. Sarah Blomgren, 2015.....851

Hitting Percentage (Min. 250 Attacks)

1. Belita Salters, 2008 (.389)
2. Berna Dwyer, 2002 (.354)
3. Darian Dozier, 2015 (.314)

Assists

1. Megan Hosp, 20021,218
2. Iris Santos, 2006978
3. Bridgette Denson-Dorman, 2009 ..924

Assists Per Set (Min. 150 Assists)

1. Megan Hosp, 200212.30
2. Iris Santos, 200611.37
3. Taylor Bruns, 20129.34

Aces

1. Megan Hosp, 2002 53
2. Shonda Cole, 200647
3. Ivana Kujundzic, 200923

Aces Per Set (Min. 25 Aces)

1. Cally Plummer, 20020.57
2. Megan Hosp, 20020.54
3. Shonda Cole, 20060.39

Digs

1. Mikaela Christiaansen, 2014..... 535
2. Hannah Lawing, 2010523
3. Sarah Cline, 2009498

Digs Per Set (Min. 150 Digs)

1. Hannah Lawing, 20104.89
2. Sarah Cline, 20094.57
3. Mikaela Christiaansen, 2014.....4.35

Block Solos

1. Darian Dozier, 2015 18
2. Nicole Miller, 200517
3. Shonda Cole, 200615
- Belita Salters, 200815

Block Assists

1. Berna Dwyer, 200288
- Nicole Miller, 200588
3. Darian Dozier, 201586

Total Blocks

1. Nicole Miller, 2005 107
2. Darian Dozier, 2015104
3. Berna Dwyer, 2002102

Blocks Per Set (Min. 50 Blocks)

1. Nicole Miller, 2005 1.13
2. Berna Dwyer, 20021.10
3. Darian Dozier, 20151.01

SOUTH CAROLINA TRIPLE-DOUBLES (SINCE 1993)

Name	Opponent	Date	Stats
Katie Gerst	Georgia	10/16/1994	11 kills, 14 digs, 10 blocks
Ashley Edlund	Georgia	9/24/1995	10 kills, 48 assists, 15 digs
Dee Dee Fortman	Tennessee	10/22/1995	15 kills, 14 digs, 10 blocks
Dee Dee Fortman	Georgia	11/12/1995	17 kills, 16 digs, 11 blocks
Heather Larkin	LSU	10/5/1997	17 kills, 12 digs, 10 blocks
Ashley Edlund	Mississippi	10/12/1997	11 kills, 48 assists, 12 digs
Ashley Edlund	Mississippi State	9/25/1998	11 kills, 63 assists, 12 digs
Megan Hosp	Nebraska	12/3/2000	12 kills, 58 assists, 23 digs
Iris Santos	North Carolina	9/10/2005	14 kills, 40 assists, 13 digs
Iris Santos	Houston	9/16/2005	12 kills, 57 assists, 13 digs

Since 1993, six Gamecock players have turned in 10 triple-doubles, which are listed to the left. Ashley Edlund turned in three during her four-year career, one each during her freshman, junior and senior seasons. Dee Dee Fortman compiled two of the four triple-doubles that included blocks instead of assists, both coming during the 1995 season. Iris Santos turned in the last two, putting them together in consecutive weeks during the 2005 campaign.



Ashley Edlund



Dee Dee Fortman



Katie Gerst



Megan Hosp



Heather Larkin



Iris Santos



Dee Dee Fortman turned in two triple-doubles of kills, digs and blocks during her three-year career.

DOUBLE-DOUBLE RECORDS (SINCE 1993)

CAREER

- Ashley Edlund (1995-98)..... 53
- Megan Hosp (1999-2002) 49
- Kori Ermigarat (1994-95) 43
- Juliette Thévenin (2010-2013) 40
- Ivana Kujundzic (2006-2009) 36
- Amy Iannocari (1991-94)..... 34
- Fernanda Laires (1996-97)..... 27
- Heather Larkin (1994-97)..... 27
- 9. Aubrey Ezell (2015-)26**
- Taylor Bruns (2009-12) 25
- Cally Plummer (1998-2002) 25
- Crystal Moore (1997-99) 25
- Iris Santos (2003-06) 25
- Jodi Thompson (1991-94) 24
- Hannah Lawing (2007-10) 23
- Katelyn Panzau (2003-04) 22
- Kelly Morrow (1993-96)..... 20
- Bridget Denson-Dorman (2008-09) 19
- Shani Abshier (1994-97) 18
- Shonda Cole (2003-06) 17

SEASON

- Kori Ermigarat (1994) 24
- Amy Iannocari (1994) 23
- Ashley Edlund (1995) 20
- Fernanda Laires (1996) 19
- Kori Emigarat (1995)..... 19
- Aubrey Ezell (2015) 18
- Ashley Edlund (1996) 16
- Megan Hosp (2000)..... 16
- Ivana Kujundzic (2008) 15
- Megan Hosp (2002)..... 15
- Juliette Thévenin (2011) 14
- Katie Gerst (1994) 14
- Kelly Morrow (1993) 13
- Taylor Bruns (2011) 12
- Hannah Lawing (2009)..... 12
- Ivana Kujundzic (2007) 12
- Jodi Thompson (1993)..... 12
- Jodi Thompson (1994) 12
- Katelyn Panzau (2004)..... 12
- Megan Hosp (1999)..... 12

* Statistical record from prior to 1993 were not complete. More research will be done when match box scores are found.

INDIVIDUAL AWARDS AND HONORS

AVCA Honorable Mention All-American Team

2006..... Shonda Cole
 2013..... Juliette Thévenin
 2017..... Mikayla Shields

AVCA All-South-Southeast Region/District 4

1985..... Lorri Anderson
 1988..... Tammy Correll
 Stephanie Pflughaupt
 1995..... Ashley Edlund
 1996..... Ashley Edlund
 Heather Larkin
 1997..... Ashley Edlund
 Heather Larkin
 1998..... Ashley Edlund
 2000..... Berna Dwyer
 Megan Hosp
 Cally Plummer
 2001..... Megan Hosp
 Cally Plummer
 2002..... Niece Curry
 Megan Hosp
 Cally Plummer
 2006..... Shonda Cole
 2013..... Juliette Thévenin
 2017..... Mikayla Shields

AVCA All-South-Southeast Region Honorable Mention

2002..... Berna Dwyer
 2005..... Shonda Cole
 2008..... Bridget Denson-Dorman
 Ivana Kujundzic
 Belita Salters
 2016..... Mikayla Shields

AVCA Team Academic Award

2010, 2011, 2012, 2013, 2014, 2015, 2016,
 2017, 2018

CoSIDA Academic All-America

1986..... Lori Rowe (Second Team)
 1994..... Katie Gerst (Third Team)
 2009..... Sarah Cline (Second Team)

CoSIDA Academic All-District

1984..... Lori Rowe
 1986..... Lori Rowe
 1996..... Shani Abshier
 1997..... Shani Abshier
 1998..... Ashley Edlund
 Mandy Quarterman
 2002..... Sam Alban (Third Team)
 Megan Hosp (Third Team)
 2007..... Sarah Cline (Third Team)
 2008..... Sarah Cline (First Team)
 2009..... Sarah Cline (First Team)
 2016..... Megan Kirkland
 2017..... Mikayla Shields

AVCA Player of the Week

2006 Shonda Cole 9/19

CVU.com Player of the Week

2008 Ivana Kujundzic 11/1

All-SCAIAW Team

1976..... Lauren Hughes
 Vicki Mann

SCAIAW All-Tournament Team

197? Linda Copela
 Midge Cloer

All-Metro Conference

1983..... Lori Rowe
 1984..... Lori Rowe
 1985..... Lori Rowe
 1986..... Julie Morrison
 Lori Rowe
 1987..... Diane Denton
 1988..... Tammy Correll
 Stephanie Pflughaupt
 1990..... Tammy Correll
 Libby Ralston

Metro Conference All-Tournament Team

1983..... Terri Montoya
 Lori Rowe
 1984..... Shellie Higgins (MVP)
 Terri Montoya
 Lori Rowe
 1985..... Lorri Anderson
 Lori Rowe
 1986..... Julie Morrison
 Lori Rowe
 1987..... Diane Denton
 1988..... Kim Deneve

SEC Coach of the Year

1997..... Kim Hudson

SEC Freshman of the Year

2003..... Lynae Vanden Hull

SEC Volleyball Scholar-Athlete of the Year

2009..... Sarah Cline

All-SEC

1992..... Libby Ralston (Second Team)
 1993..... Jennifer Guess (Second Team)
 1994..... Amy Iannocari (First Team)
 Kori Ermigarat (Second Team)
 Katie Gerst (Second Team)
 Heather Larkin (Second Team)
 1995..... Heather Larkin (First Team)
 Ashley Edlund (Second Team)
 Kori Ermigarat (Second Team)
 1996..... Ashley Edlund (First Team)
 Heather Larkin (First Team)
 Cindy Robarge (Second Team)
 1997..... Ashley Edlund (First Team)
 Heather Larkin (First Team)
 Crystal Moore (Second Team)
 1998..... Ashley Edlund (First Team)
 Cally Plummer (First Team)

1999..... Berna Dwyer (Second Team)
 Danika Taylor (Second Team)
 2000..... Berna Dwyer (First Team)
 Megan Hosp (First Team)
 Cally Plummer (First Team)
 Sam Alban Second Team
 2001..... Megan Hosp (First Team)
 Cally Plummer (First Team)
 Berna Dwyer (Second Team)
 Nadia Sefferovich (Second Team)
 2002..... Niece Curry (First Team)
 Megan Hosp (First Team)
 Berna Dwyer (Second Team)
 Cally Plummer (Second Team)
 2004..... Shonda Cole (Second Team)
 2005..... Shonda Cole (Second Team)
 2006..... Shonda Cole (First Team)
 2008..... Belita Salters (First Team)
 2012..... Juliette Thévenin (Second Team)
 2013..... Juliette Thévenin (First Team)
 2017..... Mikayla Shields

SEC All-Freshman Team

2005..... Marija Milosevic
 2007..... Megan Laughlin
 2010..... Juliette Thévenin
 2015..... Aubrey Ezell
 2016..... Mikayla Shields
 2017..... Mikayla Robinson

SEC All-Tournament Team

1995..... Ashley Edlund
 Cindy Robarge
 1996..... Ashley Edlund
 Lori Drost

SEC Player of the Week

1994 Amy Iannocari 11/1
 1995 Dee Dee Fortman 10/24
 1996 Heather Larkin 10/8
 1997 Heather Larkin 10/7
 Ashley Edlund 10/14
 1998 Cindy Robarge 10/13
 1999 Milica Perovic 9/28
 2000 Cally Plummer 9/19
 2001 Megan Hosp 9/4
 2002 Megan Hosp 9/10
 Sam Alban 10/15
 2004 Lauren Ford (O) 10/12
 2006 Shonda Cole (O) 9/18, 10/2, 10/13
 2007 Megan Laughlin (F) 10/8
 Hannah Lawing (D) 10/29
 2008 Ivana Kujundzic (O) 9/15
 Belita Salters (O) 11/24
 2009 Ivana Kujundzic (O) 8/31
 Sarah Cline (D) 9/14
 2010 Hannah Lawing (D) 8/30, 11/15
 Juliette Thévenin (F) 10/25
 2011 Juliette Thévenin (O) 8/29
 Paige Wheeler (D) 11/7, 11/21
 2012 Juliette Thévenin (O) 9/17
 2013 Juliette Thévenin (O) 9/23
 2014 Mikaela Christiaansen (D) 11/24

INDIVIDUAL AWARDS AND HONORS

- 2015 Aubrey Ezell (Setter) 9/21, 10/5
Aubrey Ezell (F) 10/19
- 2016 Mikayla Shields (F) 8/29

SEC H. Boyd McWhorter Post-Graduate Scholarship

- 1997-98Shani Abshier

South Carolina Student-Athlete of the Year

- 1997-98Shani Abshier
- 1998-99 Ashley Edlund

SEC Academic Honor Roll

- 1991
Amy Collinworth, Tami Green, Tina Grutsch, Lee Anne Pieper, Libby Ralston
- 1992
Amy Collinworth, Tami Green, Tina Grutsch, Jennifer Guess, Amy Iannocari, Libby Ralston, Jodi Thompson
- 1993
Cary Beeson, Amy Collinworth, Katie Gerst, Tami Green, Jennifer Guess, Amy Iannocari, Jodi Thompson
- 1994
Cary Beeson, Katie Gerst, Tami Green, Amy Iannocari, Kelly Morrow, Jodi Thompson, Anna Wasilewska
- 1995
Shani Abshier, Cary Beeson, Kelly Morrow
- 1996
Shani Abshier, Stacy Donham, Ashley Edlund, Kelly Morrow, Erin Toburen
- 1997
Shani Abshier, Stacy Donham, Ashley Edlund, Dee Dee Fortman, Fernanda Lares, Erin Toburen
- 1998
Ashley Edlund, Sara Heri, Kami Nordgaard, Mandy Quarterman
- 1999
Sara Heri, Crystal Moore, Milica Perovic, Cally Plummer, Liz Price, Mandy Quarterman
- 2000
Sam Alban, Sara Heri, Megan Hosp, Cally Plummer, Liz Price, Mandy Quarterman
- 2001
Sam Alban, Berna Dwyer, Megan Hosp, Milica Perovic, Cally Plummer, Liz Price
- 2002
Sam Alban, Niece Curry, Megan Hosp, Milica Perovic, Cally Plummer, Amy Pratt, Liz Price
- 2003
Mariana Branquinho, Yajaira Cadet, Niece Curry, Sarah Morgan, Lynae Vanden Hull
- 2004
Sarah Morgan, Alexcis Thomson, Lynae Vanden Hull
- 2005
Crystal Johnson, Nicole Miller, Sarah Morgan, Alexcis Thomson, Lynae Vanden Hull
- 2006
Shonda Cole, Dinelia Concepcion, Crystal Johnson, Iris Santos, Alexcis Thomson,

- Lynae Vanden Hull
 - 2007
Channing Cantrell, Sarah Cline, Dinelia Concepcion, Christine Hauer, Ivana Kujundzic, Meredith Moorhead, Belita Salters
 - 2008
Jordan Bradosky, Sarah Cline, Dinelia Concepcion, Ivana Kujundzic, Megan Laughlin, Meredith Moorhead, Annie Thomas
 - 2009
Jordan Bradosky, Sarah Cline, Bridget Denson-Dorman, Ivana Kujundzic, Megan Laughlin, Hannah Lawing, Petra Lorenzi, Meredith Moorhead, Lindsey Roy, Olivia Ryder, Teresa Stenlund, Annie Thomas
 - 2010
Jordan Bradosky, Taylor Bruns, Brandi Byers, Christina Glover, Megan Laughlin, Hannah Lawing, Meredith Moorhead, Olivia Ryder, Teresa Stenlund, Annie Thomas
 - 2011
Taylor Bruns, Brandi Byers, Lindsey Craft, Christina Glover, Cara Howley, Megan Kent, Olivia Ryder, Teresa Stenlund, Juliette Thévenin, Paige Wheeler
 - 2012
Taylor Bruns, Lindsey Craft, Christina Glover, Cara Howley, Megan Kent, Lexie Pawlik, Olivia Ryder, Bethanie Thomas, Christina Vereb, Paige Wheeler
 - 2013
Sarah Blomgren, Mikaela Christiaansen, Lindsey Craft, Darian Dozier, Elizabeth Johnbull, Kellie McNeil, Juliette Thévenin
 - 2014
Jacqy Angermiller, Koko Atoa-Williams, Sarah Blomgren, Caroline Cann, Mikaela Christiaansen, Darian Dozier, Abby Feruck, Elizabeth Johnbull, Megan Kirkland, Katlyn McDaniel, Kellie McNeil, Taylr McNeil
 - 2015
Jacqy Angermiller, Koko Atoa-Williams, Sarah Blomgren, Joely Cabrera, Darian Dozier, Liz Johnbull, Megan Kirkland, Courtney McKeag
 - 2016
Jacqy Angermiller, Koko Atoa-Williams, Callie Brown, Joely Cabrera, Claire Edwards, Abreia Epps, Aubrey Ezell, Courtney Furlong, Megan Kirkland, Emma Lock, Courtney McKeag, Jesse Turner
 - 2017
Callie Brown, Claire Edwards, Abreia Epps, Aubrey Ezell, Courtney Furlong, Courtney Koehler, Emma Lock, Courtney McKeag, Savannah Murray, Mikayla Shields, Alicia Starr, Jesse Turner
- SEC First-Year Academic Honor Roll**
- 2002-03 Sarah Morgan
..... Lynae Vanden Hull
 - 2003-04 Katelyn Panzau
..... Iris Santos
..... Alexcis Thomson
 - 2004-05 Andie Evans
 - 2005-06 Dinelia Concepcion
 - 2006-07 Sarah Cline

- Ivana Kujundzic
- Meredith Moorhead
- 2007-08 Jordan Bradosky
..... Megan Laughlin
..... Annie Thomas
- 2008-09 Olivia Ryder
..... Teresa Stenlund
- 2009-10 Taylor Bruns
..... Christina Glover
- 2010-11 Lindsey Craft
..... Cara Howley
..... Megan Kent
..... Juliette Thévenin
..... Paige Wheeler
- 2011-12 Lexie Pawlik
..... Bethanie Thomas
..... Christina Vereb
- 2012-13 Sarah Blomgren
..... Litsa Darby
..... Darian Dozier
..... Maddie Frome
..... Elizabeth Johnbull
- 2013-14 Jacqy Angermiller
..... Koko Atoa-Williams
..... Abby Feruck
..... Megan Kirkland
..... Erin Neuenfeldt
..... Helen Récaborde
- 2014-15 Courtney McKeag
..... Allie Monserez
- 2015-16 Madison Borowski
..... Callie Brown
..... Courtney Furlong
..... Emma Lock
..... Jesse Turner
- 2016-17 Courtney Koehler
..... Savannah Murray
..... Mikayla Shields
..... Alicia Starr
- 2017-18 Brooke Gostomski
..... Jess Vastine

SEC Volleyball Community Service Team

- 2003..... Nicole Miller
- 2004..... Sarah Morgan
- 2005..... Nicole Miller
- 2006..... Lynae Vanden Hull
- 2007..... Sarah Cline
- 2008..... Olivia Ryder
- 2009..... Olivia Ryder
- 2010..... Christina Glover
- 2011..... Brandi Byers
- 2012..... Paige Wheeler
- 2013..... Sarah Blomgren
- 2014..... Megan Kirkland
- 2015..... Sarah Blomgren
- 2016..... Megan Kirkland
- 2017..... Courtney Furlong

YEARLY COACHING RECORDS

YEAR	HEAD COACH	OVERALL			CONFERENCE			FINISH	HONORS
		WON	LOST	PCT	WON	LOST	PCT		
1973	Violet Meade	10	8	.556	—	—	—	—	—
1974	Vicki Hamilton	10	11	.476	—	—	—	—	—
1975	Vicki Hamilton	10	12	.455	—	—	—	—	5th SCAIAW Tournament
1976	Kathy Graham	22	13	.629	—	—	—	—	3rd SCAIAW Tournament
1977	Kathy Graham	47	9	.839	—	—	—	—	—
1978	Judy Martino	36	11	.766	—	—	—	—	1st SCAIAW Tournament
1979	Judy Martino	8	18	.308	—	—	—	—	—
1980	Judy Martino	9	21	.300	—	—	—	—	—
1981	Terrie Drake	13	23	.361	—	—	—	—	—
1982	Terrie Drake	13	25	.342	—	—	—	—	—
1983	Elaine Mozingo	34	4	.895	6	1	.857	2nd Metro	—
1984	Bonnie Kenny	28	8	.778	5	2	.714	3rd Metro	Metro Champs; NCAA 1st Round
1985	Bonnie Kenny	18	17	.514	5	1	.833	2nd Metro	—
1986	Bonnie Kenny	24	11	.686	5	1	.833	2nd Metro	—
1987	Bonnie Kenny	15	15	.500	3	3	.500	4th Metro	—
1988	Bonnie Kenny	24	12	.667	4	2	.667	3rd Metro	—
1989	Bonnie Kenny	15	15	.500	3	4	.429	5th Metro	—
1990	Bonnie Kenny	23	14	.622	3	4	.429	5th Metro	—
1991	Bonnie Kenny	13	24	.351	1	13	.071	10th SEC	—
1992	Bonnie Kenny	11	21	.344	1	13	.071	9th SEC	—
1993	Kim Hudson	15	18	.455	4	10	.286	7th SEC	—
1994	Kim Hudson	24	12	.667	8	6	.571	4th SEC	NIVC 2-2
1995	Kim Hudson	21	11	.656	8	6	.571	3rd SEC East	NCAA 2nd Round
1996	Kim Hudson	22	8	.733	10	4	.714	2nd SEC East	—
1997	Kim Hudson	21	8	.724	11	3	.786	2nd SEC East	NCAA 2nd Round
1998	Kim Hudson	21	11	.656	8	6	.571	2nd SEC East	NCAA 1st Round
1999	Kim Hudson	14	12	.538	8	6	.571	2nd SEC East	—
2000	Kim Hudson	22	7	.759	12	2	.857	2nd SEC East	NCAA 2nd Round
2001	Kim Hudson	20	6	.769	10	4	.714	2nd SEC East	NCAA 1st Round
2002	Kim Hudson	22	7	.759	14	2	.875	2nd SEC East	NCAA 2nd Round
2003	Kim Hudson	12	18	.400	6	10	.375	4th SEC East	—
2004	Kim Hudson	12	15	.444	5	11	.313	4th SEC East	—
2005	Nancy Somera	13	14	.481	5	11	.313	5th SEC East	—
2006	Nancy Somera	15	17	.469	8	12	.400	4th SEC East	—
2007	Ben Somera	14	15	.483	7	13	.350	4th SEC East	—
2008	Ben Somera	21	9	.700	12	8	.600	4th SEC East	—
2009	Ben Somera	14	16	.467	5	15	.250	5th SEC East	—
2010	Ben Somera	7	23	.233	4	16	.200	5th SEC East	—
2011	Scott Swanson	14	16	.467	5	15	.250	5th SEC East	—
2012	Scott Swanson	18	14	.563	6	14	.300	6th SEC East	—
2013	Scott Swanson	12	19	.387	3	15	.167	T-11th SEC	—
2014	Scott Swanson	17	14	.548	7	11	.389	T-8th SEC	—
2015	Scott Swanson	13	18	.419	6	12	.333	11th SEC	—
2016	Scott Swanson	18	12	.600	6	12	.333	T-9th SEC	—
2017	Scott Swanson	9	6	.600	2	1	.667	-	—
	Dottie Hampton (Interim)	3	12	.200	3	12	.200	T-12th SEC	—
2018	Tom Mendoza	-	-	-	-	-	-	-	—
TOTAL	46 SEASONS	797	630	.558	217	280	.437	1 CONFERENCE TITLE; 7 NCAA APPEARANCES	

The first South Carolina volleyball team was organized in 1967, however, no records are available from that year or the five years thereafter. Violet Meade is believed to have served as the head coach from 1967 to 1973. South Carolina had no conference affiliation until 1983 when it became a member of the Metro Conference. Carolina competed in the South Carolina Association of Intercollegiate Athletics for Women for an unknown period of time prior to joining the Metro. The Gamecocks joined the Southeastern Conference in 1991. The league split into two divisions, East and West, in 1995 but went away from divisions in 2013 and has not held a postseason conference tournament since 2006. South Carolina's lone conference title in 1984 came by winning the Metro Conference Tournament.

COACHING HISTORY

TENURE	YRS	HEAD COACH	OVERALL			CONFERENCE		
			WON	LOST	PCT	WON	LOST	PCT
1973	1	Violet Meade	10	8	.556	—	—	—
1974-75	2	Vicki Hamilton	20	23	.465	—	—	—
1976-77	2	Kathy Graham	69	22	.758	—	—	—
1978-80	3	Judy Martino	53	50	.515	—	—	—
1981-82	2	Terrie Drake	26	48	.351	—	—	—
1983	1	Elaine Mozingo	34	4	.895	6	1	.857
1984-92	9	Bonnie Kenny	171	137	.555	30	43	.411
1993-04	12	Kim Hudson	226	133	.630	104	70	.598
2005-06	2	Nancy Somera	28	31	.475	13	23	.361
2007-10	4	Ben Somera	56	63	.471	28	52	.350
2011-17	7	Scott Swanson	101	99	.505	35	80	.304
2017	1	Dottie Hampton	3	12	.200	3	12	.200
2018-	1	Tom Mendoza	-	-	-	-	-	-
TOTAL	46	13 COACHES	797	630	.558	217	280	.437



Bonnie Kenny
1984-1992



Kim Hudson
1993-2004

ALL-TIME CONFERENCE STANDINGS

METRO CONFERENCE



1983

TEAM	MC	PCT	ALL	PCT
Florida State	7-0	1.000	31-6	.838
South Carolina	6-1	.857	34-4	.895
Louisville	5-2	.714	33-19	.635
Cincinnati	4-3	.571	30-15	.667
Tulane	3-4	.429	23-16	.590
Memphis	2-5	.286	15-18	.455
Virginia Tech	1-6	.143	28-14	.667
Southern Miss	0-7	.000	2-29	.065

1984

TEAM	MC	PCT	ALL	PCT
Louisville	7-0	1.000	29-12	.707
Florida State	6-1	.857	20-13	.606
South Carolina	5-2	.714	28-8	.778
Memphis	3-4	.429	21-16	.568
Cincinnati	3-4	.429	10-18	.357
Tulane	2-5	.286	18-15	.545
Virginia Tech	2-5	.286	16-20	.444
Southern Miss	0-7	.000	9-25	.265

1985

TEAM	MC	PCT	ALL	PCT
Florida State	5-1	.833	22-10	.688
South Carolina	5-1	.833	18-17	.514
Louisville	5-1	.833	18-19	.486
Memphis	3-3	.500	15-19	.441
Southern Miss	2-4	.333	26-20	.565
Cincinnati	1-5	.167	4-28	.125
Virginia Tech	0-6	.000	15-19	.441

1986

TEAM	MC	PCT	ALL	PCT
Florida State	6-0	1.000	24-11	.686
South Carolina	5-1	.833	24-11	.686
Cincinnati	4-2	.667	16-15	.516
Virginia Tech	3-3	.500	23-14	.622
Louisville	2-4	.333	17-25	.405
Memphis	1-5	.167	17-17	.500
Southern Miss	0-6	.000	15-25	.375

1987

TEAM	MC	PCT	ALL	PCT
Florida State	6-0	1.000	22-11	.667
Cincinnati	5-1	.833	26-8	.765
Memphis	4-2	.667	21-16	.568
South Carolina	3-3	.500	15-15	.500
Louisville	2-4	.333	14-15	.483
Virginia Tech	1-5	.167	15-18	.455
Southern Miss	0-6	.000	12-23	.343

1988

TEAM	MC	PCT	ALL	PCT
Cincinnati	5-1	.833	24-5	.828
Florida State	5-1	.833	22-7	.759
South Carolina	4-2	.667	21-10	.677
Louisville	3-3	.500	15-13	.536
Memphis	3-3	.500	23-17	.575
Virginia Tech	1-5	.167	11-18	.379
Southern Miss	0-6	.000	13-16	.448

1989

TEAM	MC	PCT	ALL	PCT
Florida State	7-0	1.000	27-4	.871
Memphis	5-2	.714	25-14	.641
Cincinnati	5-2	.714	20-14	.588
Louisville	5-2	.714	20-11	.645
South Carolina	3-4	.429	15-15	.500
Tulane	2-5	.286	15-17	.469
Virginia Tech	1-6	.143	24-14	.632
Southern Miss	0-7	.000	20-25	.444

1990

TEAM	MC	PCT	ALL	PCT
Memphis	7-0	1.000	30-9	.769
Florida State	6-1	.857	25-10	.714
Louisville	5-2	.714	22-8	.733
Cincinnati	4-3	.571	22-16	.579
South Carolina	3-4	.429	23-14	.622
Tulane	2-5	.286	19-13	.594
Virginia Tech	1-6	.143	16-18	.471
Southern Miss	0-7	.000	24-16	.600

SOUTHEASTERN CONFERENCE



1991

TEAM	SEC	PCT	ALL	PCT
LSU	13-1	.929	35-1	.972
Florida	13-1	.929	35-5	.875
Georgia	12-2	.857	28-8	.778
Kentucky	8-6	.571	24-13	.649
Auburn	7-7	.500	22-13	.629
Alabama	5-9	.357	14-18	.438
Mississippi	4-10	.286	13-18	.419
Tennessee	4-10	.286	12-17	.414
Mississippi State	3-11	.214	15-20	.429
South Carolina	1-13	.071	13-24	.351

1992

TEAM	SEC	PCT	ALL	PCT
Florida	14-0	1.000	34-2	.944
LSU	12-2	.857	26-9	.743
Georgia	10-4	.714	24-9	.727
Kentucky	10-4	.714	25-9	.735
Tennessee	8-6	.571	13-14	.481
Auburn	8-6	.571	11-19	.367
Alabama	4-10	.286	10-22	.313
Mississippi	3-11	.214	11-23	.324
South Carolina	1-13	.071	11-21	.344
Mississippi State	0-14	.000	17-16	.515

1993

TEAM	SEC	PCT	ALL	PCT
Florida	14-0	1.000	33-4	.892
Kentucky	12-2	.857	29-4	.879
Georgia	12-2	.857	29-6	.829
LSU	8-6	.571	21-16	.568
Tennessee	7-7	.500	18-13	.581
Auburn	7-7	.500	15-15	.500
South Carolina	4-10	.286	15-18	.455
Mississippi State	4-10	.286	15-19	.441
Alabama	2-12	.143	17-21	.447
Mississippi	0-14	.000	3-28	.097

1994

TEAM	SEC	PCT	ALL	PCT
Florida	13-1	.929	28-6	.824
Georgia	12-2	.857	26-9	.743
Arkansas	10-5	.667	19-17	.528
South Carolina	8-6	.571	24-12	.667
Kentucky	8-6	.571	13-21	.382
Alabama	8-7	.533	21-14	.600
Auburn	6-9	.400	16-15	.516
Mississippi	6-9	.400	9-20	.310
LSU	4-11	.267	8-23	.258
Mississippi State	3-12	.200	12-20	.375
Tennessee	2-12	.143	10-21	.323

1995

TEAM	SEC	PCT	ALL	PCT
Florida	14-0	1.000	35-2	.946
Georgia	11-3	.786	21-9	.700

South Carolina

Kentucky	8-6	.571	21-11	.656
Tennessee	7-7	.500	10-18	.357
Tennessee	0-14	.000	7-25	.219

WEST

TEAM	SEC	PCT	ALL	PCT
Arkansas	11-4	.733	25-15	.625
LSU	8-7	.533	20-12	.625
Auburn	7-8	.467	16-13	.552
Alabama	7-8	.467	24-10	.706
Mississippi	4-11	.267	17-17	.500
Mississippi State	3-12	.200	16-18	.471

1996

TEAM	SEC	PCT	ALL	PCT
Florida	14-0	1.000	37-2	.949
South Carolina	10-4	.714	22-8	.733
Kentucky	8-6	.571	12-20	.375
Tennessee	6-8	.429	17-16	.515
Georgia	3-11	.214	12-18	.400

WEST

TEAM	SEC	PCT	ALL	PCT
Arkansas	11-4	.733	26-11	.703
Auburn	11-4	.733	22-9	.710
Mississippi	7-8	.467	19-11	.633
LSU	6-9	.400	10-20	.333
Mississippi State	3-12	.200	18-19	.486
Alabama	1-14	.067	5-31	.139

1997

TEAM	SEC	PCT	ALL	PCT
Florida	14-0	1.000	34-4	.895
South Carolina	11-3	.786	21-8	.724
Georgia	10-4	.714	20-12	.625
Tennessee	5-9	.357	15-19	.441
Kentucky	4-10	.286	14-16	.467

WEST

TEAM	SEC	PCT	ALL	PCT
Arkansas	13-2	.867	30-6	.833
Auburn	11-4	.733	20-9	.690
Mississippi	7-8	.467	12-18	.400
Mississippi State	4-11	.267	12-22	.353
Alabama	2-13	.133	9-23	.281
LSU	0-15	.000	9-21	.300

1998

TEAM	SEC	PCT	ALL	PCT
Florida	14-0	1.000	35-3	.921
South Carolina	8-6	.571	21-11	.656
Georgia	8-6	.571	14-14	.500
Tennessee	7-7	.500	19-10	.655
Kentucky	6-8	.429	16-14	.533

WEST

TEAM	SEC	PCT	ALL	PCT
Arkansas	14-1	.933	29-6	.829
Auburn	9-6	.600	22-9	.710
Mississippi State	5-10	.333	9-20	.310
LSU	5-10	.333	15-16	.484
Alabama	2-13	.133	14-18	.438
Mississippi	2-13	.133	9-23	.281

1999

TEAM	SEC	PCT	ALL	PCT
Florida	14-0	1.000	33-3	.917
South Carolina	8-6	.571	14-12	.538
Tennessee	8-6	.571	19-13	.594
Kentucky	6-8	.429	16-15	.516
Georgia	5-9	.357	10-16	.385

WEST

TEAM	SEC	PCT	ALL	PCT
Arkansas	14-1	.933	30-7	.811
Auburn	8-7	.533	19-11	.633
Alabama	7-8	.467	17-15	.531
LSU	7-8	.467	17-15	.531
Mississippi State	2-13	.133	11-16	.407
Mississippi	1-14	.067	10-19	.345

2000

TEAM	SEC	PCT	ALL	PCT
Florida	14-0	1.000	29-4	.879
South Carolina	12-2	.857	22-7	.759
Tennessee	9-5	.643	23-10	.697
Georgia	5-9	.357	15-15	.500
Kentucky	3-11	.214	6-21	.222

WEST

TEAM	SEC	PCT	ALL	PCT
------	-----	-----	-----	-----

ALL-TIME CONFERENCE STANDINGS

Alabama	11-4	.733	22-8	.733
Arkansas	9-6	.600	16-14	.533
LSU	6-9	.400	15-17	.469
Mississippi	5-10	.333	15-16	.484
Mississippi State	3-12	.200	16-14	.533
Auburn	3-12	.200	13-16	.448

2001				
EAST	SEC	PCT	ALL	PCT
Florida	14-0	1.000	28-2	0.933
South Carolina	10-4	.714	20-6	.769
Tennessee	7-7	.500	16-11	.593
Kentucky	6-8	.429	13-15	.464
Georgia	5-9	.357	11-14	.440

WEST	SEC	PCT	ALL	PCT
Arkansas	12-3	.800	21-12	.636
LSU	10-5	.667	16-11	.593
Alabama	10-5	.667	22-9	.710
Mississippi State	3-12	.200	8-17	.320
Mississippi	3-12	.200	7-18	.280
Auburn	0-15	.000	1-26	.037

2002				
EAST	SEC	PCT	ALL	PCT
Florida	16-0	1.000	34-3	.919
South Carolina	14-2	.875	22-7	.759
Georgia	8-8	.500	20-15	.571
Tennessee	8-8	.500	20-11	.645
Kentucky	6-10	.375	13-18	.419
WEST	SEC	PCT	ALL	PCT
Arkansas	14-2	.875	27-6	.818
LSU	9-7	.563	17-11	.607
Alabama	8-8	.500	19-15	.559
Mississippi	4-12	.250	11-17	.393
Mississippi State	1-15	.063	10-20	.333
Auburn	0-16	.000	1-27	.036

2003				
EAST	SEC	PCT	ALL	PCT
Florida	16-0	1.000	36-2	.947
Tennessee	10-6	.625	22-9	.710
Georgia	10-6	.625	18-13	.581
South Carolina	6-10	.375	12-18	.400
Kentucky	6-10	.375	14-18	.438

WEST	SEC	PCT	ALL	PCT
Arkansas	15-1	.938	27-7	.794
Alabama	11-5	.688	18-13	.581
LSU	6-10	.375	11-19	.367
Mississippi	5-11	.313	7-24	.226
Mississippi State	2-14	.125	3-23	.115
Auburn	1-15	.063	10-18	.357

2004				
EAST	SEC	PCT	ALL	PCT
Florida	15-1	.938	28-5	.848
Tennessee	15-1	.938	32-3	.914
Georgia	9-7	.563	18-12	.600
South Carolina	5-11	.313	12-15	.444
Kentucky	3-13	.188	12-18	.400

WEST	SEC	PCT	ALL	PCT
Arkansas	10-6	.625	17-16	.515
Alabama	10-6	.625	21-9	.700
LSU	8-8	.500	17-12	.586
Auburn	6-10	.375	11-16	.407
Mississippi State	5-11	.313	14-16	.467
Mississippi	2-14	.125	10-18	.357

2005				
EAST	SEC	PCT	ALL	PCT
Florida	15-1	.938	33-3	.917
Tennessee	13-3	.813	25-9	.735
Kentucky	10-6	.625	17-12	.586
South Carolina	5-11	.313	13-14	.481
Georgia	5-11	.313	10-18	.357

WEST	SEC	PCT	ALL	PCT
LSU	11-5	.688	21-8	.724
Arkansas	11-5	.688	21-12	.636
Alabama	9-7	.563	23-11	.676
Mississippi State	6-10	.375	15-12	.556
Auburn	2-14	.125	8-16	.333

Mississippi	1-15	.063	7-22	.241
-------------	------	------	------	------

2006				
EAST	SEC	PCT	ALL	PCT
Florida	19-1	.950	30-3	.909
Kentucky	11-9	.550	19-12	.613
Tennessee	10-10	.500	19-12	.613
South Carolina	8-12	.400	15-17	.469
Georgia	2-18	.100	6-25	.194

WEST	SEC	PCT	ALL	PCT
LSU	16-4	.800	26-6	.812
Alabama	12-8	.600	17-13	.567
Mississippi	10-10	.500	19-13	.594
Arkansas	9-11	.450	16-13	.552
Mississippi State	8-12	.400	17-13	.567
Auburn	5-15	.250	13-18	.419

2007				
EAST	SEC	PCT	ALL	PCT
Florida	19-1	.950	29-3	.906
Kentucky	13-7	.650	22-10	.688
Georgia	8-12	.400	17-13	.567
South Carolina	7-13	.350	14-15	.483
Tennessee	6-14	.300	11-18	.379

WEST	SEC	PCT	ALL	PCT
LSU	15-5	.750	25-8	.758
Mississippi	14-6	.700	25-8	.758
Alabama	12-8	.600	15-14	.517
Mississippi State	7-13	.350	12-17	.414
Arkansas	6-14	.300	12-19	.387
Auburn	3-17	.150	11-20	.355

2008				
EAST	SEC	PCT	ALL	PCT
Florida	18-2	.900	27-3	.900
Kentucky	17-3	.850	26-6	.812
Tennessee	15-5	.750	22-10	.688
South Carolina	12-8	.600	21-9	.700
Georgia	10-10	.500	17-14	.548

WEST	SEC	PCT	ALL	PCT
LSU	13-7	.650	18-10	.643
Mississippi	10-10	.500	14-15	.483
Alabama	9-11	.450	16-13	.552
Arkansas	4-16	.200	7-23	.233
Mississippi State	1-19	.050	6-25	.194
Auburn	1-19	.050	6-25	.194

2009				
EAST	SEC	PCT	ALL	PCT
Kentucky	17-3	.850	29-5	.853
Florida	16-4	.800	25-6	.806
Tennessee	16-4	.800	24-8	.750
Georgia	8-12	.400	17-14	.548
South Carolina	5-15	.250	14-16	.467

WEST	SEC	PCT	ALL	PCT
LSU	18-2	.900	25-7	.781
Auburn	8-12	.400	16-15	.516
Arkansas	7-13	.350	13-18	.419
Alabama	6-14	.300	8-22	.267
Mississippi State	5-15	.250	9-22	.290
Mississippi	4-16	.200	10-20	.333

2010				
EAST	SEC	PCT	ALL	PCT
Florida	20-0	1.000	29-2	.935
Tennessee	15-5	.750	25-7	.781
Kentucky	11-9	.550	17-14	.548
Georgia	6-14	.300	15-17	.469
South Carolina	4-16	.200	7-23	.233

WEST	SEC	PCT	ALL	PCT
LSU	16-4	.800	25-5	.833
Mississippi	13-7	.650	19-11	.633
Auburn	11-9	.550	21-13	.618
Arkansas	8-12	.400	14-17	.452
Alabama	3-17	.150	11-19	.367
Mississippi State	3-17	.150	11-20	.355

2011				
EAST	SEC	PCT	ALL	PCT
Tennessee	19-1	.950	28-4	.875

Kentucky	17-3	.850	28-6	.824
Florida	17-3	.850	27-6	.818
Georgia	7-13	.350	11-19	.367

South Carolina	5-15	.250	14-16	.467
WEST	SEC	PCT	ALL	PCT
LSU	12-8	.600	19-11	.633
Arkansas	10-10	.500	18-13	.581
Mississippi State	7-13	.350	12-17	.414
Mississippi	7-13	.350	11-17	.393
Auburn	5-15	.250	11-19	.367
Alabama	4-16	.200	11-20	.355

2012				
EAST	SEC	PCT	ALL	PCT
Florida	19-1	.950	27-5	.844
Tennessee	15-5	.750	22-8	.733
Kentucky	14-6	.700	22-11	.667
Missouri	10-10	.500	19-12	.613
Georgia	8-12	.400	14-16	.467
South Carolina	6-14	.300	18-14	.563

WEST	SEC	PCT	ALL	PCT
Texas A&M	16-4	.800	25-6	.806
Arkansas	13-7	.650	22-10	.688
Auburn	8-12	.400	17-13	.567
LSU	8-12	.400	12-17	.414
Alabama	7-13	.350	18-14	.563
Mississippi	6-14	.300	12-17	.414
Mississippi State	0-20	.000	4-25	.138

2013				
TEAM	SEC	PCT	ALL	PCT
Missouri	18-0	1.000	35-1	.972
Florida	16-2	.889	28-4	.875
Kentucky	13-5	.722	22-9	.710
Alabama	11-7	.611	24-10	.706
Georgia	11-7	.611	22-10	.688
Auburn	10-8	.556	19-11	.633
Texas A&M	10-8	.556	19-12	.613
Arkansas	9-9	.500	16-14	.533
LSU	8-10	.444	19-13	.594
Ole Miss	4-14	.222	14-17	.452
South Carolina	3-15	.167	12-19	.387
Mississippi State	3-15	.167	12-20	.375
Tennessee	1-17	.056	9-23	.281

2014				
TEAM	SEC	PCT	ALL	PCT
Florida	18-0	1.000	28-4	.875
Kentucky	15-3	.833	27-6	.818
LSU	14-4	.778	20-9	.690
Texas A&M	13-5	.722	21-9	.700
Alabama	13-5	.722	26-8	.765
Arkansas	9-9	.500	15-16	.484
Ole Miss	8-10	.444	22-10	.688
Missouri	7-11	.389	16-17	.485
South Carolina	7-11	.389	17-14	.548
Auburn	5-13	.278	13-18	.419
Georgia	5-13	.278	13-18	.419
Mississippi State	2-16	.111	7-26	.212
Tennessee	1-17	.056	8-24	.250

2015				
TEAM	SEC	PCT	ALL	PCT
Texas A&M	16-2	.889	24-7	.774
Missouri	14-4	.778	27-6	.818
Kentucky	14-4	.778	21-10	.677
Florida	13-5	.722	25-7	.781
Alabama	11-7	.611	17-15	.531
Auburn	10-8	.556	18-12	.600
Ole Miss	8-10	.444	22-11	.667
Tennessee	7-11	.389	21-12	.636
Arkansas	7-11	.389	17-13	.567
Mississippi State	6-12	.333	17-15	.531
South Carolina	6-12	.333	13-18	.419
LSU	5-13	.278	9-20	.310
Georgia	0-18	.000	5-25	.167

2016				
TEAM	SEC	PCT	ALL	PCT
Florida	16-2	.889	26-3	.897
Missouri	16-2	.889	25-5	.833
Kentucky	15-3	.833	22-7	.759
Texas A&M	15-3	.833	21-8	.724
Alabama	9-9	.500	20-11	.645

ALL-TIME CONFERENCE STANDINGS / POSTSEASON

Auburn	9-9	.500	15-16	.484
Tennessee	7-11	.389	17-14	.548
Arkansas	7-11	.389	9-21	.300
South Carolina	6-12	.333	18-12	.600
Ole Miss	6-12	.333	17-14	.548
Mississippi State	6-12	.333	14-18	.438
LSU	4-14	.222	9-20	.310
Georgia	1-17	.056	13-18	.419

2017 TEAM	SEC	PCT	ALL	PCT
Florida	17-1	.944	30-2	.938
Kentucky	17-1	.944	29-4	.879
Missouri	13-5	.722	22-12	.647
LSU	11-7	.611	20-10	.667
Georgia	10-8	.556	22-12	.647
Arkansas	9-9	.500	19-11	.633
Auburn	8-10	.444	15-12	.556
Ole Miss	8-10	.444	22-14	.611
Texas A&M	7-11	.389	10-15	.400
Alabama	6-12	.333	18-14	.563
Tennessee	5-13	.278	12-15	.444
South Carolina	5-13	.278	12-18	.400
Mississippi State	1-17	.056	10-23	.303

NCAA TOURNAMENT RESULTS

Year	Round	Site	Opponent	Game Scores	W/L
1984	First	1	Duke	13-15, 8-15, 15-10, 9-15	L
1995	First	2	Hofstra	15-7, 15-10, 15-1	W
	Second	3	Texas A&M	6-15, 15-17, 12-15	L
1997	First	4	Illinois State	15-7, 15-7, 15-10	W
	Second		Texas	11-15, 3-15, 10-15	L
1998	First	4	Colorado State	15-6, 7-15, 7-15, 15-10, 12-15	L
2000	First	5	George Washington	15-13, 15-10, 15-3	W
	Second		Nebraska	11-15, 15-9, 15-13, 12-15, 13-15	L
2001	First	6	North Carolina	25-30, 32-30, 25-30, 21-30	L
2002	First	6	American	30-10, 30-28, 23-30, 30-19	W
	Second		North Carolina	23-30, 30-28, 26-30, 23-30	L

1=Durham, N.C.; 2=Hempstead, N.Y.; 3=College Station, Texas; 4=Austin, Texas; 5=Lincoln, Neb.; 6=Chapel Hill, N.C.

SEC TOURNAMENT RESULTS*

Year	Round	Site	Opponent	Game Scores	W/L
1991	Quarters	1	Mississippi	15-13, 6-15, 9-15, 12-15	L
1992	Quarters	2	Mississippi	13-15, 7-15, 15-13, 12-15	L
1993	Quarters	2	Mississippi	15-6, 13-15, 15-10, 15-10	W
	Semifinal		Georgia	4-15, 1-15, 14-16	L
1994	First	3	Mississippi State	15-6, 15-4, 15-5	W
	Quarters		Alabama	17-15, 15-7, 15-7	W
	Semifinal		Florida	9-15, 4-15, 5-15	L
1995	First	4	Mississippi State	15-9, 16-14, 15-10	W
	Quarters		LSU	8-15, 15-2, 15-10, 15-7	W
	Semifinal		Florida	13-15, 9-15, 9-15	L
1996	Quarters	5	Mississippi	15-12, 11-15, 12-15, 15-9, 15-9	W
	Semifinal		Arkansas	12-15, 15-12, 15-13, 12-15, 11-15	L
1997	Quarters	6	Mississippi	15-2, 18-16, 15-6	W
	Semifinal		Arkansas	7-15, 7-15, 10-15	L
1998	Quarters	7	Mississippi State	15-13, 15-11, 15-7	W
	Semifinal		Arkansas	4-15, 5-15, 2-15	L
1999	Quarters	8	Kentucky	6-15, 8-15, 14-16	L
2000	Quarters	3	Georgia	15-13, 10-15, 16-18, 15-7, 13-15	L
2001	Quarters	8	Tennessee	31-29, 20-30, 17-30, 30-27, 15-9	W
	Semifinal		Arkansas	30-28, 28-30, 28-30, 24-30	L
2002	Quarters	7	Alabama	24-30, 20-30, 23-30	L
2003	Quarters	5	Alabama	25-30, 22-30, 22-30	L
2004	Quarters	3	Florida	7-30, 20-30, 22-30	L

1=Mobile, Ala.; 2=Birmingham, Ala.; 3=Gainesville, Fla.; 4=Baton Rouge, La.; 5=Columbia, S.C.; 6=Athens, Ga.; 7=Fayetteville, Ark.; 8=Knoxville, Tenn.

* Tournament discontinued in 2006 in favor of double round-robin conference schedule

METRO CONFERENCE TOURNAMENT RESULTS

Year	Round	Site	Opponent	Game Scores	W/L
1983	Quarters	1	Virginia Tech	15-9, 15-13, 15-0	W
	Semifinal		Louisville	11-15, 15-6, 15-10, 15-5	W
	Final		Florida State	15-13, 8-15, 9-15, 15-10, 4-15	L
1984	Quarters	2	Tulane	7-15, 15-9, 15-7, 15-8	W
	Semifinal		Florida State	15-11, 15-11, 15-11	W
	Final		Louisville	16-14, 15-12, 15-9	W
1985	Quarters	3	Virginia Tech	14-16, 15-12, 15-12, 15-8	W
	Semifinal		Southern Miss	13-15, 3-15, 15-11, 15-11, 15-2	W
	Final		Florida State	1-15, 3-15, 15-13, 12-15	L
1986	Quarters	4	Southern Miss	15-4, 15-8, 15-3	W
	Semifinal		Memphis	16-14, 15-4, 13-15, 11-15, 15-12	W
	Final		Florida State	15-7, 13-15, 3-15, 7-15	L
1987	Quarters	5	Louisville	15-4, 15-10, 11-15, 15-4	W
	Semifinal		Florida State	9-15, 4-15, 15-12, 8-15	L
1988	Quarters	6	Virginia Tech	15-9, 15-2, 15-1	W
	Semifinal		Florida State	8-15, 13-15, 6-15	L
1989	Quarters	7	Louisville	12-15, 9-15, 5-15	L
1990	Quarters	1	Cincinnati	15-8, 11-15, 7-15, 10-15	L

1=Louisville, Ky.; 2=Columbia, S.C.; 3=Hattiesburg, Miss.; 4=Blacksburg, Va.; 5=Memphis, Tenn.; 6=Cincinnati, Ohio; 7=Tallahassee, Fla.

YEAR-BY-YEAR RESULTS

1973
Record: 10-8
Coach: Violet Meade

No records located

1974
Record: 10-11
Coach: Vicki Hamilton

Date	H/A/N	Opponent	Game Scores	W/L
—	N1	Tennessee	4-15, 12-15	L

Records incomplete

1=East Tennessee State Invitational (Johnson City, Tenn.)

1975
Record: 10-12
Coach: Vicki Hamilton

Date	H/A/N	Opponent	Game Scores	W/L
—	N	Coastal Carolina	15-5, 15-8	W
—	A	College of Charleston	15-17, 9-15	L
—	A	Erskine	15-12, 15-12	W
—	N	Lander	15-9, 15-1	W
—	H	Erskine	15-11, 15-5	W
—	H	Erskine	15-8, 10-15, 16-14	W
—	—	Francis Marion	16-14, 15-11	W
—	—	Francis Marion	15-10, 15-5	W
—	—	St. Andrews	11-15, 15-10, 15-9	W
—	—	West Georgia	15-9, 15-11	W
—	H	College of Charleston	15-12, 15-12	W
—	H	Winthrop	3-15, 10-15	L
—	H	North Carolina State	8-9, 13-15	L
—	A	Winthrop	17-15, 12-15, 13-15	L
—	N	Appalachian State	8-15, 15-11, 8-15	L
—	—	Winthrop	5-15, 9-15	L
—	—	East Carolina	15-8, 11-15, 12-15	L
—	—	High Point	10-15, 3-15	L
—	—	Appalachian State	4-15, 5-15	L
—	—	Shorter	15-12, 8-15, 11-15	L
—	—	East Tennessee State	15-7, 3-15, 7-15	L
—	—	Georgia	15-7, 3-15, —	L

*Records not necessarily in chronological order

1976
Record: 22-13
Coach: Kathy Graham

Date	H/A/N	Opponent	Game Scores	W/L
10/2	H	College of Charleston	11-15, 16-14, 15-11	W
10/2	H	Winthrop	15-7, 13-15, 8-15	L
10/2	H	North Carolina State	6-15, 15-13, 8-15	L
—	A	Erskine	15-4, 15-13	W
—	N	Lander	15-9, 15-3	W
—	H	Lander	15-0, 15-2	W
—	H	Francis Marion	15-10, 15-4	W
10/15-16N3	—	Winthrop	10-15, 13-15	L
10/15-16N3	—	Appalachian State	10-15, 15-9, 15-10	W
10/15-16N3	—	College of Charleston	8-15, 6-15	L
10/15-16N3	—	Winthrop	11-15, 7-15	L
10/22	N1	Valdosta State	16-14, 15-2	W
10/22	N1	Tennessee	15-10, 3-15, 15-5	W
10/22	N1	Mississippi State	12-15, 15-9, 11-15	L
10/23	N1	Georgia	7-15, 15-12, 8-15	L
10/23	N1	Florida State	7-15, 15-13, 11-15	L
10/26	A	Winthrop	15-7, 16-14	W
10/29-30N2	—	North Carolina	3-15, 17-15, 5-15	L
10/29-30N2	—	Wake Forest	11-15, 15-9, 5-15	L
10/29-30N2	—	Western Carolina	15-11, 15-8	W
—	N	Coker	15-7, 15-5	W
—	A	College of Charleston	15-13, 15-7	W
11/3	H	Limestone	15-10, 15-4	W
11/3	H	Converse	15-5, 15-1	W
11/9	H	Coastal Carolina	15-0, 15-6	W
11/9	H	Erskine	15-9, 15-2	W
11/9	H	College of Charleston	3-15, 15-13, 6-15	L
—	N4	Columbia	15-0, 15-10	W
—	N4	Lander	15-7, 15-3	W
—	N4	Benedict	15-6, 15-1	W
—	—	Francis Marion	15-17, 15-9, 15-6	W
—	—	Winthrop	15-12, 10-15, 9-15	L
—	—	Coastal Carolina	17-15, 15-3	W
—	—	Erskine	15-7, 15-11	W
—	—	Winthrop	5-15, 4-15	L

1=Athens Invitational (Athens, Ga.); 2=Appalachian State Invitational (Boone, N.C.); 3=Francis Marion Invitational (Florence, S.C.); 4=SC AIAW Tournament (Florence, S.C.);

*Records not necessarily in chronological order

1977*
Record: 47-9
Coach: Kathy Graham

Date	H/A/N	Opponent	Game Scores	W/L
10/7	H	Clemson	15-3, 15-7	W
10/14-15A2	—	Florida State	15-11, 11-15, 15-12	W
10/15	N2	North Carolina	3-15, 8-15	L
10/18	H	Clemson	15-5, 15-3	W
—	N3	Florida State	15-9, 7-15, 15-8	W
—	N4	Florida State	15-7, 15-9	W
11/18-19N5	—	North Carolina	2-15, 7-15	L
11/18-19N5	—	North Carolina	12-15	L

*Records incomplete

1=South Carolina Invitational Tournament (Columbia, S.C.); 2=Florida State Invitational (Tallahassee, Fla.); 3=Georgia Invitational (Athens, Ga.); 4=West Georgia Invitational (Carrollton, Ga.); 5=AIAW Regional Tournament (Harrisonburg, Va.)


1978
Record: 36-11
Coach: Judy Martino

Date	H/A/N	Opponent	Game Scores	W/L
9/26	A	Clemson	15-11, 15-8	W
9/26	N1	Winthrop	15-5, 9-15, 14-16	L
9/30	—	College of Charleston	12-15, 15-7, 15-9	W
9/30	—	College of Charleston	15-11, 9-15, 14-16	L
10/3	—	Erskine	16-14, 15-3	W
10/3	—	Erskine	16-14, 15-9	W
10/6	H2	East Carolina	15-12, 15-4	W
10/6	H2	Erskine	15-7, 15-2	W
10/6	H2	College of Charleston	14-16, 15-11, 15-10	W
10/7	H2	College of Charleston	15-9, 15-12	W
10/7	H2	East Carolina	15-13, 15-6	W
10/7	H2	East Carolina	15-12, 15-8	W
10/7	H2	College of Charleston	15-12, 8-15, 11-15	L
10/13	N3	Florida Southern	13-15, 15-11, 15-6	W
10/13	N3	New Orleans	15-8, 8-15, 16-14	W
10/13	A3	Florida State	14-16, 13-15	L
10/13	N3	Tennessee	16-18, 8-15	L
10/14	N3	North Carolina	15-10, 15-5	W
10/14	A3	Florida State	15-18, 10-15, 15-8	W
10/14	N3	Tennessee	15-10, 15-10	W
10/14	N3	Miami-Dade South	8-15, 3-15	L
10/17	—	College of Charleston	16-14, 15-8	W
10/17	—	Columbia	15-3, 15-0	W
10/20	N4	Concord	15-3, 15-12	W
10/20	N4	Catawba	15-2, 15-4	W
10/21	N4	East Carolina	15-7, 7-15, 15-6	W
10/21	N4	Louisburg	15-3, 15-7	W
10/21	N4	Winthrop	15-9, 15-7	W
10/27	N5	Miami (Fla.)	15-10, 15-6	W
10/27	N5	Mississippi State	15-6, 7-15, 15-6	W
10/27	N5	Florida Southern	15-11, 15-12	W
10/27	N5	Florida Tech	7-15, 6-15	L
10/28	A5	Jacksonville	16-14, 15-4	W
10/28	N5	Miami-Dade South	15-11, 5-15, 15-12	W
10/28	N5	Florida Tech	10-15, 8-15	L
10/31	—	Francis Marion	15-2, 15-6	W
10/31	—	Erskine	15-7, 15-7	W
11/3	N6	Valdosta State	15-10, 15-6	W
11/3	N6	Covenant	15-2, 15-10	W
11/3	A6	West Georgia	15-11, 15-3	W
11/4	N6	Berry	15-7, 15-7	W
11/4	N6	Auburn	15-3, 15-10	W
11/4	N6	Georgia	15-1, 11-15, 15-10, 17-15	W
11/11	7	Clemson	15-3, 15-10, 15-10	W
11/17	N8	Northern Kentucky	11-15, 4-15	L
11/17	N8	North Carolina	15-17, 10-15	L
11/17	N8	Duke	11-15, 15-0, 11-15	L

1=Clemson, S.C.; 2=Carolina Invitational (Columbia, S.C.); 3=Lady Seminole Invitational (Tallahassee, Fla.); 4=Appalachian State Invitational (Boone, N.C.); 5=Jacksonville Invitational (Jacksonville, Fla.); 6=West Georgia Invitational (Carrollton, Ga.); Z=AIAW State Tournament; 8=AIAW Regional Tournament (Durham, N.C.)

1979
Record: 8-18
Coach: Judy Martino

Date	H/A/N	Opponent	Game Scores	W/L
9/21	N1	Florida State	6-15, 8-15	L
9/21	N1	Central Florida	8-15, 0-15	L
9/21	N1	Mississippi Univ. for Women	9-15, 9-15	L
9/21	A1	Alabama	4-15, 6-15	L
10/5	H2	Georgia	15-9, 7-15, 15-17	L
10/5	H2	Kentucky	9-15, 9-15	L
10/5	H2	East Carolina	18-16, 6-15, 14-16	L
10/5	H2	North Carolina State	6-15, 10-15	L
10/12	N3	Miami (Fla.)	9-15, 10-15	L
10/12	N3	Lake City CC	15-13, 11-15, 15-10	W
10/12	N3	Tennessee	6-15, 6-15	L
10/17	H	Clemson	15-8, 15-10	W



Elaine Mazingo coached South Carolina for just one season in 1983, USC's inaugural year in the Metro Conference. Her squad went 34-4, good for an .895 winning percentage that remains the best in school history.

10/17	H	College of Charleston	9-15, 0-15	L
10/20	N4	Tennessee Tech	15-6, 6-15, 15-8	W
10/20	A4	Tennessee	8-15, 15-6, 5-15	L
10/20	N4	Northern Kentucky	7-15, 15-7, 7-15, 8-15	L
10/20	N4	Duke	15-10	W
10/26	N5	Georgetown	7-15, 9-15	L
10/27	N5	Pittsburgh	9-15, 10-15	L
10/27	N5	Princeton	15-8, 15-6	W
10/27	N5	Delaware	15-11, 16-14	W
10/27	N5	East Carolina	15-7, 16-14	W
10/27	N5	Catholic	15-10, 10-15, 13-15	L
11/7	N6	Winthrop	7-15, 15-12, 9-15	L
11/7	A	College of Charleston	15-8, 15-11	W
11/10	N7	Clemson	4-15, 5-15, 6-15	L

1=Alabama Invitational (Tuscaloosa, Ala.); 2=Carolina Classic (Columbia, S.C.); 3=Florida State Invitational (Tallahassee, Fla.); 4=Tennessee Invitational (Knoxville, Tenn.); 5=Maryland Invitational (College Park, Md.); 6=Charleston, S.C.; Z=AIAW State Tournament (Florence, S.C.)

1980
Record: 9-21
Coach: Judy Martino

Date	H/A/N	Opponent	Game Scores	W/L
9/16	A	Winthrop	14-16, 9-15, 16-14, 9-15	L
9/19	N1	Miami (Fla.)	9-15, 18-16, 5-15	L
9/19	N1	Clemson	16-14, 15-6	W
9/19	N1	Mississippi Univ. for Women	7-15, 14-16	L
9/20	A1	Alabama	15-13, 10-15, 15-10	W
9/26	N2	Indiana	13-15, 6-15	L
9/26	N2	Northern Kentucky	5-15, 5-15	L
9/26	N2	North Carolina	7-15, 15-17	L
9/26	N2	Tennessee-Martin	15-6, 15-8	W
10/3	H3	Tennessee	15-5, 8-15, 15-7	L
10/3	H3	East Carolina	15-10, 15-11	W
10/3	H3	College of Charleston	15-10, 16-14	W
10/3	H3	North Carolina	6-15, 10-15	L
10/4	H3	Tennessee	2-15, 4-15	L
10/4	H3	North Carolina State	13-15, 7-15	L
10/4	H3	Memphis	3-15, 15-13, 15-10	W
10/7	A	Clemson	9-15, 15-7, 11-15, 15-11, 15-4	W
10/10	N4	Miami-Dade South	7-15, 15-15	L
10/10	N4	Flagler	15-3, 15-1	W
10/10	N4	Central Florida	7-15, 9-15	L
10/11	N4	Tennessee	11-15, 10-15	L
10/16	H	College of Charleston	5-15, 15-17, 8-15	L
10/20	H	Clemson	15-11, 13-15, 10-15	L
10/24	N5	George Washington	15-10, 12-15, 11-15	L
10/24	N5	West Virginia	15-8, 11-15, 15-8	W
10/24	N5	Duke	10-15, 7-15	L
10/24	A5	Maryland	10-15, 15-12, 8-15	L
10/25	N5	Pittsburgh	3-15, 15-13, 7-15	L
11/4	A	Coll. of Charleston	15-5, 9-15, 15-14, 8-15, 8-15	L
11/8	N6	Clemson	3-15, 3-15, 8-15	L

1=Alabama Invitational (Tuscaloosa, Ala.); 2=Eastern Kentucky Invitational (Richmond, Ky.); 3=Carolina Classic (Columbia, S.C.); 4=Lady Seminole Invitational (Tallahassee, Fla.); 5=Maryland Invitational (College Park, Md.); 6=AIAW State Tournament (Florence, S.C.)

YEAR-BY-YEAR RESULTS



The 1984 Gamecocks won South Carolina's first and only league championship by defeating Louisville in the Metro Conference Tournament championship. The Gamecocks entered the tournament seeded third after a 5-2 regular-season conference record.

1981*

Record: 13-23

Coach: Terrie Drake

Date	H/A/N	Opponent	Game Scores	W/L
9/11	H	Georgia	15-13, 9-15, 5-15	L
9/12	N1	Clemson	2-15, 3-15	L
9/25	A2	Kentucky	2-15, 1-15	L
9/25	N2	Central Florida	11-15, 10-15	L
9/25	N2	Alabama	14-16, 10-15	L
9/26	N2	Northwestern	3-15, 1-15	L
9/26	N2	Memphis	15-13, 7-15, 5-15	L
10/2	H3	Virginia Tech		W
10/2	H3	Morehead State	15-12, 15-8	W
10/3	H3	Tennessee	16-18, 15-12, 15-13	W
10/3	H3	Georgia	15-13, 10-15, 6-15	L
10/9	N4	North Carolina	1-15, 1-15	L
10/9	N4	Alabama	2-15, 3-15	L
10/9	A4	Florida State	4-15, 8-15	L
10/10	N4	UAB	15-12, 16-14	W
10/10	N4	Jacksonville	15-11, 15-4	W
10/16	N5	Alabama	7-15, 12-15	L
10/16	N5	Tulane	5-15, 15-17	L
10/17	N5	Miami (Fla.)	7-15, 7-15	L
10/27	A	Clemson	15-12, 7-15, 9-15, 10-15	L
11/7	H	Winthrop	15-4, 15-7	W
11/7	H	Clemson	2-15, 15-8, 6-15	L
11/7	H	College of Charleston		—
11/12	A	Tennessee	12-15, 15-9, 10-15	L
11/13	N6	Clemson	15-17, 15-9, 5-15, 10-15	L
11/13	A6	Tennessee	15-10, 8-15, 9-15	L
11/14	N6	Clemson	15-6, 15-4, 15-4	W

*Records incomplete

1=UNC Asheville Invitational (Asheville, N.C.); 2=Kentucky Classic (Lexington, Ky.); 3=Carolina Classic (Columbia, S.C.); 4=Lady Seminole Invitational (Tallahassee, Fla.); 5=Central Florida Invitational (Orlando, Fla.); 6=Smoky Mountain Classic (Knoxville, Tenn.)

1982

Record: 13-25

Coach: Terrie Drake

Date	H/A/N	Opponent	Game Scores	W/L
9/10	N1	Mars Hill	15-2, 16-18, 15-3	W
9/10	N1	High Point	12-15, 15-3, 15-7	W
9/10	N1	East Tennessee State	9-15, 17-15, 15-6	W
9/10	N1	Georgia	8-15, 13-15	L
9/17	A	Winthrop	14-16, 15-17	L
9/17	N2	High Point	15-5, 9-15, 7-15	L
9/21	A	Clemson	2-15, 14-16, 15-9, 7-15	L
9/24	N3	Morehead State	7-15, 15-10, 0-15	L
9/24	N3	Eastern Illinois	9-15, 16-14, 9-15	L
9/25	N3	School of Craft CC	14-16, 15-13, 16-18	L
9/25	N3	Louisville	4-15, 9-15	L
9/25	N3	Kent State	15-9, 15-3	W
10/1	H4	Charlotte	15-7, 15-12	W
10/1	H4	Francis Marion	15-5, 15-3	W
10/1	H4	North Carolina State	11-15, 12-15	L
10/1	H4	College of Charleston	15-6, 15-4	W
10/2	H4	Western Carolina	13-15, 17-15, 15-8	W
10/2	H4	North Carolina State	11-15, 12-15	L
10/2	H4	Clemson	7-15, 9-15	L
10/8	N5	North Carolina	3-15, 9-15	L
10/8	N5	Florida Southern	10-15, 5-15	L

10/8	N5	Central Florida	12-15, 15-10, 15-6	W
10/8	N5	Minnesota	8-15, 4-15	L
10/9	N5	Clemson	3-15, 4-15	L
10/9	N5	Morehead State	1-15, 4-15	L
10/16	A6	Georgia	15-10, 15-17, 8-15	L
10/16	N6	South Alabama	7-15, 6-15	L
10/16	N6	Duke	12-15, 15-13, 14-16	L
10/19	A	Coll. of Charleston	15-9, 13-15, 15-13, 15-15, 10-15	L
10/20	H	Winthrop	9-15, 12-15, 8-15	L
10/22	N7	Temple	8-15, 10-15	L
10/22	N7	West Virginia	15-7, 5-15, 15-3	W
10/22	A7	Maryland	15-12, 15-12	W
10/22	N7	Rhode Island	7-15, 16-14, 5-15	L
10/27	A	Francis Marion	4-15, 15-11, 15-12, 15-6	W
11/3	H	College of Charleston	6-15, 15-0, 10-15	L
11/3	H	Clemson	7-15, 12-15	L
11/10	H	Francis Marion	15-7, 15-1, 12-15, 15-2	W

1=UNC Asheville Invitational (Asheville, N.C.); 2=Rock Hill, S.C.; 3=Eastern Kentucky Invitational (Richmond, Ky.); 4=Carolina Classic (Columbia, S.C.); 5=Lady Seminole Invitational (Tallahassee, Fla.); 6=Georgia Invitational (Athens, Ga.); 7=Maryland Invitational (College Park, Md.)

1983

Record: 34-4, 6-1 Metro

Coach: Elaine Mozingo

Date	H/A/N	Opponent	Game Scores	W/L
9/17	H	Appalachian State	15-5, 15-8, 15-4	W
9/17	H	Duke	15-6, 15-8, 15-4	W
9/23	N1	East Tennessee State	15-10, 15-5, 15-10	W
9/23	N1	James Madison	15-4, 15-3, 15-3	W
9/23	A1	North Carolina State	15-2, 15-3, 15-3	W
9/24	N1	Miami-Dade South	15-7, 15-2, 15-1	W
9/24	N1	Western Carolina	15-13, 15-6, 15-10	W
9/27	A	Francis Marion	15-10, 15-3, 15-2	W
9/30	H2	Mississippi State	15-6, 15-6, 15-5	W
9/30	H2	Tennessee Tech	13-15, 15-11, 15-11, 15-7	W
10/1	H2	North Carolina State	15-9, 15-12, 12-15, 15-13	W
10/1	H2	Morehead State	15-3, 15-8, 15-11	W
10/1	H2	Georgia	15-13, 9-15, 15-2, 11-15, 13-15	L
10/4	A	College of Charleston	15-12, 15-9, 15-6	W
10/7	N3	North Carolina	9-15, 16-14, 15-2, 7-15, 15-9	W
10/7	A3	Florida State	12-15, 8-15, 4-15	L
10/7	N3	South Florida	15-8, 15-9, 15-7	W
10/8	N3	Chattanooga	15-4, 15-5, 15-7	W
10/8	N3	Clemson	15-4, 15-3, 15-2	W
10/12	H	Clemson	15-1, 15-6, 15-1	W
10/14	N4	Tulane*	15-7, 15-5, 15-10	W
10/14	N4	Memphis*	15-12, 4-15, 15-13, 11-15, 16-14	W
10/15	N4	Florida State*	13-15, 15-4, 15-9, 8-15, 14-16	L
10/15	A	Southern Miss*	15-10, 15-3, 15-7	W
10/18	H	Charlotte	15-2, 15-3, 15-3	W
10/19	H	College of Charleston	15-5, 15-4, 15-3	W
10/28	N5	Virginia Tech*	15-5, 15-3, 15-5	W
10/28	N5	Louisville*	14-16, 18-16, 13-15, 16-14, 15-5	W
10/29	A	Cincinnati*	16-14, 15-8, 13-15, 16-14, 15-5	W
11/4	N6	Virginia	15-3, 15-10	W
11/4	A	Clemson	14-16, 15-8, 15-1, 15-12	W
11/8	A	Charlotte	15-5, 15-1, 15-11	W
11/11	A	Wake Forest	15-5, 15-8, 15-1	W
11/12	N7	East Carolina	15-3, 15-7, 15-3	W
11/12	N7	West Virginia	15-4, 15-9, 15-9	W
11/18	N8	Virginia Tech	15-9, 15-13, 15-0	W
11/18	A8	Louisville	11-15, 15-6, 15-10, 15-5	W
11/19	N8	Florida State	15-13, 8-15, 9-15, 15-10, 4-15	L

1=North Carolina State Tournament (Raleigh, N.C.); 2=Carolina Classic (Columbia, S.C.); 3=Florida State Tournament (Tallahassee, Fla.); 4=Hattiesburg, Miss.; 5=Cincinnati, Ohio; 6=Clemson, S.C.; 7=Winston Salem, N.C.; 8=Metro Conference Tournament (Louisville, Ky.); *=Metro Conference match

1984


Record: 28-8, 5-2 Metro
Metro Tournament Champs

NCAA First Round

Coach: Bonnie Kenny

Date	H/A/N	Opponent	Game Scores	W/L
9/5	A	Florida	15-13, 15-11, 15-6	W
9/7	N1	Minnesota	14-16, 15-8, 15-10, 11-15, 15-10	W
9/7	N1	Stetson	15-1, 15-3, 15-7	W
9/8	N1	UAB	3-15, 15-12, 15-5, 15-9	W
9/8	A1	Central Florida	15-3, 15-3, 15-6	W
9/8	N1	South Florida	15-8, 15-10, 15-10	W
9/8	N1	Minnesota	15-3, 7-15, 15-12, 15-6	W
9/14	H	Clemson	15-7, 15-3, 15-8	W
9/21	N2	Western Carolina	15-4, 15-4, 15-11	W
9/21	N2	Duke	11-15, 12-15, 12-15	L
9/22	A2	North Carolina State	15-4, 15-6, 15-4	W
9/22	N2	James Madison	15-13, 15-5, 15-4	W
9/28	A	Georgia	8-15, 9-15, 7-15	L
10/2	A	Clemson	15-4, 15-5, 15-17, 15-9	W
10/5	H	Louisville*	3-15, 4-15, 15-11, 6-15	L
10/6	H	Cincinnati*	15-5, 15-4, 15-11	W
10/9	H	#9 Hawaii	2-15, 7-15, 2-15	L
10/13	H	Virginia Tech*	15-13, 15-4, 15-11	W
10/18	A	Louisiana Tech	13-15, 15-11, 15-11	W
10/19	A	Southern Miss*	15-6, 13-15, 15-1, 15-9	W
10/20	A	Tulane*	15-13, 15-11, 15-12	W
10/26	H	North Carolina State	15-3, 15-9, 15-9	W
10/27	H3	Central Florida	15-7, 15-4, 15-8	W
10/27	H3	Florida State*	15-7, 6-15, 15-5, 15-11, 14-16	L
11/2	A	Memphis*	15-11, 15-11, 9-15, 15-11	W
11/3	A4	Tulsa	15-1, 15-5, 15-6	W
11/3	A4	Morehead State	15-8, 15-3, 15-3	W
11/4	A	Tennessee	10-15, 8-15, 13-15	L
11/9	N5	Providence	1-15, 8-15, 0-15	L
11/9	A	North Carolina	15-5, 15-11, 16-18, 15-12	W
11/10	A	Duke	15-6, 15-8, 15-7	W
11/10	N5	Maryland	15-4, 11-15, 15-9, 16-14	W
11/16	H6	Tulane	7-15, 15-9, 15-7, 15-8	W
11/17	H6	Florida State	15-11, 15-11, 15-11	W
11/17	H6	Louisville	16-14, 15-12, 15-9	W
12/1	A7	Duke	13-15, 8-15, 15-10, 9-15	L

1=Central Florida Tournament (Orlando, Fla.); 2=North Carolina State Tournament (Raleigh, N.C.); 3=Carolina Classic (Columbia, S.C.); 4=Memphis, Tenn.; 5=Durham, N.C.; 6=Metro Conference Tournament (Columbia, S.C.); 7=NCAA Tournament (Durham, N.C.); *=Metro Conference match



Former head coach Bonnie Kenny led South Carolina to the league tournament championship match from 1984 to 1986 during its tenure with the Metro Conference.

YEAR-BY-YEAR RESULTS

1985

**Record: 18-17, 5-1 Metro
Coach: Bonnie Kenny**

Date	H/A/N	Opponent	Game Scores	W/L
9/6	N1	Southern Illinois	10-15, 7-15, 16-14, 6-15	L
9/6	N1	Louisiana-Monroe	15-9, 15-3, 6-15, 15-11	W
9/7	N1	Florida	12-15, 6-15, 15-2, 13-15	L
9/7	A1	South Florida	9-15, 8-15, 9-15	L
9/7	N1	Georgia	10-15, 7-15, 8-15	L
9/13	H	Western Kentucky	15-4, 15-4, 15-1	W
9/13	H	Rice	11-15, 16-14, 15-12, 17-15	W
9/14	H	North Carolina	11-15, 15-4, 13-15, 10-15	L
9/14	H	Florida	3-15, 12-15, 15-8, 15-7, 2-15	L
9/20	N2	Duke	12-15, 15-8, 11-15, 9-15	L
9/20	A2	NC State	15-10, 12-15, 11-15, 15-12, 10-15	W
9/21	N2	Pennsylvania	15-11, 14-16, 15-9, 14-16, 2-15	L
9/21	N2	North Carolina	5-15, 6-15, 5-15	L
9/21	N2	James Madison	9-15, 6-15, 9-15	W
9/25	H	Clemson	15-7, 15-6, 15-5	W
9/27	A3	Rhode Island	9-15, 17-15, 2-15, 15-11, 16-18	L
9/28	N3	New Mexico	10-15, 7-15, 6-15	L
9/28	N3	Providence	12-15, 15-7, 12-15, 14-16	L
10/4	A	Florida State*	15-9, 6-15, 15-7, 3-15, 15-13	W
10/5	A	Georgia	7-15, 4-15, 6-15	L
10/11	A	Louisville*	7-15, 15-9, 6-15, 10-15	L
10/12	A	Cincinnati*	15-8, 15-4, 15-7	W
10/13	A	Kentucky	9-15, 10-15, 7-15	L
10/19	A	Virginia Tech*	15-10, 15-8, 13-15, 15-11	W
10/23	A	Clemson	15-5, 17-15, 15-8	W
10/25	H	Memphis*	15-10, 15-13, 8-15, 15-10	W
10/30	H	Coll. of Charleston	15-6, 13-15, 15-5, 12-15, 15-8	W
11/1	H	North Carolina State	15-13, 15-8, 15-9	W
11/3	H	Southern Miss*	15-5, 15-8, 15-13	W
11/15	A	Duke	5-15, 7-15, 15-8, 11-15	L
11/16	N4	Rutgers	15-2, 15-6, 15-13	W
11/16	N4	Virginia	15-4, 15-12, 15-8	W
11/23	N5	Virginia Tech	14-16, 15-12, 15-12, 15-8	W
11/23	A5	Southern Miss	13-15, 3-15, 15-11, 15-11, 15-2	W
11/24	N5	Florida State	1-15, 3-15, 15-13, 12-15	L

1=South Florida Tournament (Tampa, Fla.); 2=North Carolina State Tournament (Raleigh, N.C.); 3=Rhode Island Tournament (Kingston, R.I.); 4=Durham, N.C.; 5=Metro Conference Tournament (Hattiesburg, Miss.); *=Metro Conference match

1986

**Record: 24-11, 5-1 Metro
Coach: Bonnie Kenny**

Date	H/A/N	Opponent	Game Scores	W/L
9/5	N1	Michigan State	7-15, 15-13, 14-16, 10-15	L
9/5	N1	#9 Illinois	3-15, 3-15, 2-15	L
9/6	A1	Central Florida	15-4, 15-9, 15-2	W
9/6	N1	Florida	15-5, 1-15, 15-8, 15-8	W
9/12	H2	Stetson	15-9, 15-5, 15-7	W
9/12	H2	NC State	15-12, 6-15, 15-7, 11-15, 4-15	L
9/13	H2	Ball State	16-14, 15-4, 15-8	W
9/13	H2	Georgia	12-15, 2-15, 15-9, 13-15	L
9/16	H	Clemson	15-10, 15-6, 15-1	W
9/19	N3	Western Carolina	6-15, 15-3, 15-10, 15-3	W
9/19	N3	Pennsylvania	15-1, 15-7, 15-4	W
9/20	N3	Virginia Commonwealth	15-5, 15-5, 15-3	W
9/20	N3	George Washington	15-10, 15-8, 15-12	W
9/24	A	College of Charleston	15-6, 15-7, 15-9	W
9/26	H	Louisville*	15-5, 15-5, 15-5	W
9/27	H	Cincinnati*	15-2, 15-8, 15-2	W
9/30	H	Winthrop	15-1, 15-5, 15-6	W
10/3	H	Florida State*	15-6, 8-15, 8-15, 8-15	L
10/4	H	Duke	6-15, 8-15, 13-15	L
10/11	H	Virginia Tech*	15-8, 15-4, 15-13	W
10/14	A	Clemson	13-15, 15-11, 15-6, 16-14	W
10/17	N4	Pennsylvania	15-10, 15-7, 10-15, 2-15	W
10/18	N4	Rice	13-15, 15-4, 12-15, 2-15	L
10/18	A4	Florida	15-6, 15-12, 18-16	W
10/21	H	Georgia	14-16, 6-15, 11-15	L
10/30	A	Southern Miss*	15-5, 15-10, 15-8	W
10/31	A	Memphis*	15-5, 15-8, 15-5	W
11/1	N5	Oral Roberts	8-15, 17-15, 8-15, 6-15	L
11/7	A6	NC State	15-9, 7-15, 15-13, 15-17, 15-10	W
11/8	N6	Tennessee	9-15, 12-15, 10-15	L
11/14	N6	Florida International	15-9, 15-7, 15-13	W
11/15	N6	West Virginia	15-12, 15-7, 15-4	W
11/21	N7	Southern Miss	15-4, 15-8, 15-3	W
11/22	N7	Memphis	16-14, 15-4, 13-15, 11-15, 15-12	W
11/22	N7	Florida State	15-7, 13-15, 3-15, 7-15	L


1=Central Florida Tournament (Orlando, Fla.); 2=Carolina Classic (Columbia, S.C.); 3=Wolfpack Invitational (Raleigh, N.C.); 4=Florida Tournament (Gainesville, Fla.); 5=Memphis, Tenn.; 6=NC State Tournament (Raleigh, N.C.); 7=Metro Tournament (Blacksburg, Va.); *=Metro Conference match

1987

**Record: 15-15, 3-3 Metro
Coach: Bonnie Kenny**

Date	H/A/N	Opponent	Game Scores	W/L
9/4	N1	Tulane	15-11, 2-15, 15-9, 7-15, 8-15	L
9/4	N1	Virginia	15-7, 15-12, 15-8	W
9/5	N1	San Diego	12-15, 15-5, 15-8, 14-16, 16-14	W
9/5	A1	Rice	9-15, 12-15, 10-15	L
9/9	H	Winthrop	15-12, 15-0, 12-15, 15-3	W
9/11	H2	NC State	12-15, 18-16, 15-10, 8-15, 15-1	W
9/12	H2	Western Carolina	15-7, 15-6, 15-4	W
9/18	N3	Houston	4-15, 9-15, 15-17	L
9/19	A3	Georgia	7-15, 5-15, 12-15	L
9/19	N3	Indiana	3-15, 16-14, 8-15, 5-15	L
9/23	A	Clemson	15-10, 15-9, 10-15, 15-12	W
9/25	A	Florida State*	9-15, 12-15, 15-13, 15-11, 4-15	L
10/2	A	Louisville*	11-15, 15-13, 6-15, 15-11, 15-5	W
10/3	A	Cincinnati*	5-15, 6-15, 11-15	L
10/4	A	Eastern Kentucky	15-7, 11-15, 15-12, 13-15, 15-10	W
10/9	H	Memphis*	6-15, 6-15, 15-11, 12-15	L
10/14	H	College of Charleston	13-15, 15-6, 15-9, 15-2	W
10/16	A	Tennessee	9-15, 15-11, 12-15, 15-12, 11-15	L
10/17	N4	Mississippi	15-7, 15-10, 15-5	W
10/22	H	Southern Miss*	15-9, 15-9, 15-4	W
10/24	N5	South Florida	14-16, 6-15, 15-13, 15-5, 15-17	L
10/24	A	Florida	8-15, 6-15, 5-15	L
10/28	H	Clemson	15-0, 15-11, 15-12	W
10/31	A	Virginia Tech*	15-8, 15-7, 15-7	W
11/6	H	Rhode Island	15-8, 15-11, 15-7	W
11/7	H	Florida	3-15, 16-14, 11-15, 3-15	L
11/13	A	North Carolina State	8-15, 13-15, 10-15	L
11/14	A	North Carolina	10-15, 8-15, 8-15	L
11/20	N6	Louisville	15-4, 15-10, 11-15, 15-4	W
11/20	N6	Florida State	9-15, 4-15, 15-12, 8-15	L

1=Gene Hackerman Volleyball Showcase (Houston, Texas); 2=Carolina Classic (Columbia, S.C.); 3=Georgia Invitational (Athens, Ga.); 4=Knoxville, Tenn.; 5=Gainesville, Fla.; 6=Metro Conference Tournament (Memphis, Tenn.); *=Metro Conference match



Lori Rowe starred for South Carolina from 1983 to 1986, leading the program to its first-ever NCAA tournament berth in 1984 and 104 wins in total over her four seasons. She holds the Gamecocks' career records for kills (1,855) and hitting percentage (.402).

1988

**Record: 24-12, 4-2 Metro
Coach: Bonnie Kenny**

Date	H/A/N	Opponent	Game Scores	W/L
9/7	H	Winthrop	15-3, 15-4, 15-7	W
9/9	H1	Western Carolina	15-4, 15-9, 15-3	W
9/9	H1	North Carolina State	16-14, 9-15, 13-15, 7-15	L
9/10	H1	William & Mary	1-15, 15-3, 1-15, 4-15	L
9/10	H1	West Virginia	15-7, 14-16, 7-15, 9-15	L
9/14	H	Georgia	10-15, 9-15, 15-5, 13-15	L
9/16	N2	Pennsylvania	15-9, 16-14, 10-15, 16-14	W
9/16	A	Duke	13-15, 15-11, 15-5, 15-8	W
9/17	N2	Morehead State	8-15, 12-15, 9-15	L
9/17	N2	Eastern Kentucky	15-3, 10-15, 15-13, 12-15, 15-10	W
9/21	A	Clemson	15-5, 15-9, 15-10	W
9/23	N3	Washington State	15-8, 15-17, 15-11, 13-15, 15-2	W
9/24	N3	Tennessee	12-15, 8-15, 12-15	L
9/24	A3	Illinois State	15-10, 2-15, 15-4, 9-15, 5-15	L
9/30	H	Florida State*	15-10, 15-13, 17-15	W
10/5	H	Charlotte	14-16, 15-1, 15-3, 15-7	W
10/7	A	Southern Miss*	15-5, 15-2, 15-10	W
10/8	A4	New Orleans	15-4, 15-0, 15-4	W
10/11	H	Florida	12-15, 9-15, 15-10, 15-4, 15-4	W
11/12	A	Coll. of Charleston	15-3, 15-4, 15-5	W
10/14	A5	Georgia	10-15, 15-5, 16-14, 15-17	L
10/15	N5	Tulane	10-15, 15-10, 15-9, 15-11	W
10/15	N5	Boston College	15-6, 15-7, 15-8	W
10/19	H	North Carolina	3-15, 15-10, 15-4, 9-15, 10-10	W
10/21	H	Virginia Tech*	15-6, 15-7, 15-10	W
10/26	H	Clemson	15-7, 15-7, 12-15, 15-10	W
10/28	A	Memphis*	15-9, 15-2, 12-15, 15-11	W
10/29	N6	South Alabama	16-14, 15-8, 15-12	W
10/29	A	Mississippi	15-6, 15-1, 15-6	W
11/4	H	Louisville*	4-15, 10-15, 15-15	L
11/5	H	Cincinnati*	15-9, 13-15, 14-16, 13-15	L
11/11	H7	SW Texas State	13-15, 15-7, 11-15, 15-5, 7-15	L
11/12	H7	George Washington	15-9, 10-15, 15-5, 16-14, 15-12	W
11/13	H7	UAB	15-1, 15-4, 15-4	W
11/18	N8	Virginia Tech	15-9, 15-2, 15-1	W
11/19	N8	Florida State	8-15, 13-15, 6-15	L

1=Carolina Classic (Columbia, S.C.); 2=Raleigh, N.C.; 3=Illinois State Tournament (Normal, Ill.); 4=Hattiesburg, Miss.; 5=Georgia Tournament (Athens, Ga.); 6=Oxford, Miss.; 7=Gamecock Invitational (Columbia, S.C.); 8=Metro Conference Tournament (Cincinnati, Ohio); *=Metro Conference match

1989

**Record: 15-15, 3-4 Metro
Coach: Bonnie Kenny**

Date	H/A/N	Opponent	Game Scores	W/L
9/1	H1	Winthrop	15-3, 15-6, 15-2	W
9/1	H1	Coastal Carolina	15-4, 15-4, 15-8	W
9/2	H1	Furman	15-5, 15-7, 15-5	W
9/2	H1	Clemson	15-10, 0-15, 6-15, 15-11, 15-11	W
9/8	H2	Duke	15-9, 15-12, 16-18, 16-14	W
9/9	H2	Eastern Michigan	6-15, 10-15, 9-15	L
9/9	H2	William & Mary	7-15, 6-15, 13-15	L
9/15	A3	Colorado	8-15, 10-15, 13-15	L
9/16	N3	Pepperdine	4-15, 9-15, 11-15	L
9/16	N3	Indiana	15-13, 8-15, 13-15	L
9/19	H	College of Charleston	15-3, 8-15, 6-15, 3-15	W
9/22	N4	Arkansas State	3-15, 10-15, 8-15	L
9/22	A4	UAB	15-5, 15-13, 12-15, 15-13	W
9/23	N4	Georgia State	15-17, 15-12, 15-15	L
9/29	A	Louisville*	15-11, 11-15, 12-15, 15-10, 13-15	L
9/30	A	Cincinnati*	9-15, 13-15, 9-15	L
10/7	H	Memphis*	8-15, 15-4, 13-15, 9-15	L
10/13	H	Tulane*	15-11, 12-15, 15-4, 15-11	W
10/14	H	Georgia Tech	15-9, 15-8, 15-7	W
10/14	H	Southern Miss*	15-4, 15-5, 16-14	W
10/17	A	Charlotte	15-3, 15-10, 15-6	W
10/19	A	Clemson	15-3, 6-15, 5-15, 11-15	L
10/24	H	Winthrop	15-8, 15-2, 15-5	W
10/28	A	Virginia Tech*	20-18, 15-8, 15-5	W
11/3	A	Florida State*	8-15, 4-15, 2-15	L
11/4	A	Florida	5-15, 6-15, 6-15	L
11/10	H5	Georgia	7-15, 7-15, 7-15	L
11/11	H5	South Florida	15-7, 15-13, 15-12	W
11/12	H5	North Carolina State	15-1, 15-5, 15-5	W
11/17	N6	Louisville	12-15, 9-15, 5-15	L

1=Palmetto State Tournament (Columbia, S.C.); 2=Carolina Classic (Columbia, S.C.); 3=Colorado Tournament (Boulder, Colo.); 4=UAB Tournament (Birmingham, Ala.); 5=Gamecock Invitational (Columbia, S.C.); 6=Metro Conference Tournament (Tallahassee, Fla.); *=Metro Conference match

YEAR-BY-YEAR RESULTS

1990

Record: 23-14, 3-4 Metro
Coach: Bonnie Kenny

Date	H/A/N	Opponent	Game Scores	W/L
8/31	H1	College of Charleston	15-5, 15-9, 16-14	W
8/31	H1	Clemson	16-14, 15-9, 3-15, 15-10	W
9/1	H1	Coastal Carolina	15-7, 15-11, 15-5	W
9/1	H1	Winthrop	15-5, 15-1, 15-6	W
9/1	H1	Clemson	15-10, 15-13, 11-15, 15-7	W
9/5	H	Florida	15-8, 15-10, 8-15, 15-1	W
9/7	H2	Arkansas State	7-15, 15-12, 11-15, 7-15	L
9/7	H2	North Carolina	15-9, 9-15, 3-15, 15-13, 5-15	L
9/8	H2	William & Mary	5-15, 3-15, 4-15	L
9/8	H2	Auburn	12-15, 15-11, 4-15, 8-15	L
9/11	H	Charlotte	15-2, 15-5, 16-14	W
9/14	N3	Mississippi	15-5, 12-15, 14-16, 6-15	L
9/15	N3	Mercer	15-6, 15-4, 15-6	W
9/18	H	Clemson	15-4, 15-8, 15-12	W
9/21	N4	Bradley	5-15, 9-15, 15-6, 7-15	L
9/22	N4	Drexel	14-16, 15-10, 15-8, 15-12	W
9/22	A4	Maryland	12-15, 16-14, 8-15, 10-15	L
9/23	A	George Washington	13-15, 5-15, 12-15	L
9/28	H	Louisville*	15-11, 5-15, 15-0, 3-15, 8-15	L
9/29	H	Cincinnati*	11-15, 15-10, 8-15, 13-15	L
10/2	H	Baptist	15-2, 15-6, 16-14	W
10/5	A	Jacksonville	15-2, 9-15, 15-1, 15-4	W
10/6	A	Florida State*	5-15, 8-15, 6-15	L
10/7	N5	South Florida	3-15, 14-16, 11-15	L
10/13	H	Virginia Tech*	15-7, 15-8, 11-15, 15-6	W
10/23	H	Winthrop	15-9, 15-2, 15-8	W
10/25	A	Nicholls State	15-11, 15-9, 11-15, 15-10	W
10/26	A	Tulane*	4-15, 15-10, 5-15, 15-5, 15-11	W
10/27	A	Southern Miss*	13-15, 15-11, 10-15, 16-14, 15-7	W
10/30	A	Coll. of Charleston	15-9, 15-6, 15-4	W
11/2	H	Memphis*	10-15, 13-15, 13-15	L
11/5	A	Georgia Tech	13-15, 15-4, 15-8, 15-7	W
11/6	A	Georgia State	15-10, 15-6, 15-11	W
11/9	H6	UAB	15-9, 9-15, 15-13, 15-8	W
11/9	H6	North Carolina State	12-15, 16-14, 15-8, 15-1	W
11/10	H6	Rutgers	6-15, 4-15, 15-9, 15-12	W
11/16	N7	Cincinnati	15-8, 11-15, 7-15, 10-15	L

1=Palmetto State Tournament (Columbia, S.C.); 2=Carolina Classic (Columbia, S.C.); 3=Super Smash Tournament (Hilton Head, S.C.); 4=Maryland Tournament (College Park, Md.); 5=Tallahassee, Fla.; 6=Gamecock Invitational (Columbia, S.C.); Z=Metro Conference Tournament (Louisville, Ky.); *=Metro Conference match

1991

Record: 13-24, 1-13 SEC
Coach: Bonnie Kenny

Date	H/A/N	Opponent	Game Scores	W/L
9/6	N1	Jacksonville	8-15, 15-10, 15-9, 15-13	W
9/6	N1	Georgia Tech	8-15, 16-14, 5-15, 9-15	L
9/7	N1	Coll. of Charleston	9-15, 15-10, 12-15, 15-4, 15-13	W
9/7	N1	Campbell	15-8, 15-7, 15-11	W
9/10	A	Charlotte	15-9, 15-9, 15-9	W
9/13	N2	Seton Hall	12-15, 15-11, 15-8, 6-15, 16-18	L
9/13	N2	William & Mary	7-15, 12-15, 6-15	L
9/14	A2	North Carolina State	10-15, 5-15, 13-15	L
9/15	H	Sam Houston State	9-15, 7-15, 6-15	L
9/17	A	Clemson	9-15, 15-11, 1-15, 13-15	L
9/24	H	College of Charleston	19-17, 15-13, 6-15, 15-2	W
9/27	N3	Appalachian State	15-12, 15-6, 11-15, 15-7	W
9/27	A3	Winthrop	15-2, 11-15, 15-5, 15-6	W
9/28	N3	Mercer	15-10, 15-9, 15-8	W
9/28	N3	Charleston Southern	15-4, 15-7, 17-15	W
10/4	H	Alabama*	13-15, 16-14, 6-15, 11-15	L
10/6	H	Mississippi State*	7-15, 5-15, 12-15	L
10/11	A	Mississippi*	8-15, 6-15, 0-15	L
10/13	A	#7 LSU*	4-15, 4-15, 2-15	L
10/18	H	#12 Florida*	14-16, 15-4, 3-15, 8-15	L
10/20	H	Auburn*	15-8, 15-10, 13-15, 11-15, 7-15	L
10/24	A	Georgia*	8-15, 14-16, 7-15	L
10/25	N4	Western Kentucky	4-15, 10-15, 4-15	L
10/25	A4	UAB	10-15, 9-15, 2-15	L
10/26	N4	Samford	15-13, 15-5, 15-8	W
10/26	N4	South Alabama	15-8, 15-6, 15-13	W
11/1	A	Tennessee*	11-15, 9-15, 8-15	L
11/3	A	Kentucky*	4-15, 11-15, 6-15	L
11/6	H	#20 Georgia*	6-15, 7-15, 9-15	L
11/8	H5	South Florida	13-15, 8-15, 9-15	L
11/9	H5	Southwest Missouri State	15-11, 4-15, 10-15, 7-15	L
11/9	H5	East Tenn. State	15-3, 4-15, 15-8, 14-16, 15-12	W
11/15	H	Kentucky*	8-15, 2-15, 11-15	L
11/17	H	Tennessee*	15-5, 15-12, 6-15, 15-5	W
11/22	A	Mississippi State*	8-15, 15-9, 10-15, 11-15	L
11/23	A	Alabama*	8-15, 15-4, 9-15, 14-16	L
11/29	N6	Mississippi	15-13, 6-15, 9-15, 12-15	L

1=Coastal Carolina Tournament (Conway, S.C.); 2=North Carolina State Tournament (Raleigh, N.C.); 3=Winthrop Tournament (Rock Hill, S.C.); 4=UAB Tournament (Birmingham, Ala.); 5=Gamecock Invitational (Columbia, S.C.); 6=SEC Tournament (Mobile, Ala.); *=SEC match

1992

Record: 11-21, 1-13 SEC
Coach: Bonnie Kenny

Date	H/A/N	Opponent	Game Scores	W/L
9/4	H1	Western Carolina	15-4, 15-8, 15-7	W
9/5	H1	Nicholls State	15-3, 15-2, 15-12	W
9/5	H1	Ohio	15-8, 15-12, 11-15, 15-8	W
9/11	H2	Furman	15-8, 7-15, 15-6, 13-15, 15-9	W
9/11	H2	Charleston Southern	15-12, 15-5, 15-6	W
9/12	H2	Coastal Carolina	15-0, 15-2, 13-15, 15-9	W
9/12	H2	Winthrop	15-12, 15-6, 15-6	W
9/17	A	Texas-San Antonio	8-15, 7-15, 10-15	L
9/18	A3	Southwest Texas State	7-15, 10-15, 11-15	L
9/19	N3	Baylor	9-15, 15-12, 15-11, 1-15, 8-15	L
9/19	N3	Louisiana Tech	16-14, 13-15, 3-15, 15-12, 8-15	L
9/25	H4	Central Florida	13-15, 16-14, 15-13, 2-15, 15-5	W
9/26	H4	East Tennessee State	12-15, 9-15, 13-15	L
9/26	H4	Southern Illinois	11-15, 10-15, 10-15	L
9/29	H	Georgia Southern	15-9, 15-5, 15-7	W
10/2	A	#9 Florida*	5-15, 10-15, 5-15	L
10/4	A	Auburn*	15-13, 8-15, 17-19	L
10/7	A	College of Charleston	10-15, 15-9, 15-8, 15-12	W
10/9	H	Mississippi State*	15-5, 15-11, 12-15, 11-15, 15-8	W
10/11	H	Alabama*	11-15, 17-15, 15-8, 10-15, 11-15	L
10/15	A	#17 Georgia*	4-15, 9-15, 13-15	L
10/20	H	Clemson	3-15, 14-16, 15-11, 16-14, 5-15	L
10/23	A	LSU*	4-15, 6-15, 11-15	L
10/25	A	Mississippi*	5-15, 14-16, 15-10, 11-15, 11-13	L
10/29	H	#20 Georgia*	8-15, 15-15, 7-15	L
11/6	H	Mississippi*	1-15, 15-13, 9-15, 13-15, 11-15	L
11/8	H	LSU*	4-15, 4-15, 12-15	L
11/13	A	#17 Kentucky*	2-15, 3-15, 5-15	L
11/15	A	Tennessee*	5-15, 5-15, 11-15	L
11/20	H	Auburn*	13-15, 13-15, 10-15	L
11/22	H	#5 Florida*	1-15, 11-15, 6-15	L
11/27	N5	Mississippi	13-15, 7-15, 15-13, 12-15	L

1=Carolina Classic (Columbia, S.C.); 2=Palmetto State Invitational (Columbia, S.C.); 3=Southwest Texas State Tournament (San Marcos, Texas); 4=Gamecock Invitational (Columbia, S.C.); 5=SEC Tournament (Birmingham, Ala.); *=SEC match

1993

Record: 15-18, 4-10 SEC
Coach: Kim Hudson

Date	H/A/N	Opponent	Game Scores	W/L
9/3	H1	Western Carolina	15-13, 14-16, 15-8, 15-12	W
9/4	H1	Mercer	15-10, 15-3, 15-7	W
9/10	H2	Coastal Carolina	10-7, 15-5, 15-4	W
9/11	H2	College of Charleston	15-8, 10-15, 15-8, 15-6	W
9/11	H2	Charleston Southern	15-7, 15-9, 15-11	W
9/11	H2	Winthrop	12-15, 15-6, 15-11, 15-1	W
9/17	N3	Southwest Missouri State	10-15, 8-15, 6-15	L
9/18	N3	Virginia Tech	15-12, 2-15, 7-15, 15-7, 8-15	L
9/18	A3	East Tennessee State	13-15, 11-15, 14-16	L
9/22	A	Clemson	9-15, 5-15, 9-15	L
9/24	H4	Appalachian State	15-10, 15-12, 15-12	W
9/25	H4	Western Kentucky	15-8, 16-14, 4-15, 15-3	W
9/25	H4	UNC Asheville	14-16, 15-8, 15-7, 17-15	L
10/1	H	Alabama*	15-9, 15-5, 16-14	W
10/3	H	Mississippi State*	15-10, 15-8, 15-7	W
10/5	H	#15 Georgia*	10-15, 9-15, 11-15	L
10/10	H	Texas A&M	7-15, 8-15, 7-15	L
10/15	A	Mississippi*	15-9, 17-15, 5-15, 15-13	W
10/17	A	LSU*	4-15, 6-15, 8-15	L
10/20	H	Coll. of Charleston	15-12, 15-5, 10-15, 14-16, 7-15	L
10/22	H	Kentucky*	12-15, 12-15, 17-15, 6-15	L
10/24	H	Tennessee*	15-17, 15-10, 10-15, 9-15	L
10/26	H	Charlotte	16-14, 15-9, 4-15, 15-10	W
10/29	H	Florida*	4-15, 8-15, 10-15	L
10/31	H	Auburn*	15-9, 10-15, 15-3, 15-3	W
11/5	A	Tennessee*	12-15, 13-15, 11-15	L
11/7	A	Kentucky*	4-15, 7-15, 5-15	L
11/9	A	#17 Georgia*	5-15, 3-15, 9-15	L
11/12	H	Houston	12-15, 6-15, 11-15	L
11/19	A	Alabama*	13-15, 3-15, 15-10, 6-15	L
11/20	A	Mississippi State*	15-12, 15-9, 8-15, 13-15, 14-16	L
11/26	N5	Mississippi	15-6, 13-15, 15-10, 15-10	W
11/26	N5	#19 Georgia	4-15, 1-15, 14-16	L

1=Carolina Classic (Columbia, S.C.); 2=Palmetto State Invitational (Columbia, S.C.); 3=East Tennessee State Tournament (Johnson City, Tenn.); 4=Gamecock Invitational (Columbia, S.C.); 5=SEC Tournament (Birmingham, Ala.); *=SEC match



Kim Hudson Williams became the program's eighth head coach in 1993, and left after 12 seasons as the winningest Gamecocks coach ever, with 226 wins.

1994

Record: 24-12, 8-6 SEC
Coach: Kim Hudson

Date	H/A/N	Opponent	Game Scores	W/L
9/2	H1	Charleston Southern	15-1, 15-3, 15-4	W
9/2	H1	Oral Roberts	15-4, 15-10, 15-5	W
9/3	H1	College of Charleston	15-3, 15-9, 15-4	W
9/3	H1	Oral Roberts	15-5, 15-9, 15-11	W
9/9	A2	Oklahoma	15-8, 11-15, 17-15, 15-10, 15-1	L
9/10	N2	UAB	15-3, 11-15, 15-12, 15-10	W
9/10	N2	Purdue	15-8, 15-4, 10-15, 9-15, 15-6	W
9/12	H	Davidson	15-0, 15-3, 15-4	W
9/15	A	Central Florida	15-12, 8-15, 16-14, 15-3	W
9/16	N3	Nicholls State	8-15, 4-15, 15-3, 15-8, 15-11	W
9/17	N3	Cleveland State	15-0, 15-8, 15-7	W
9/17	A3	South Florida	15-8, 2-15, 8-15, 8-15	L
9/23	A	Mississippi*	15-8, 15-11, 15-2	W
9/25	A	Mississippi State*	15-8, 14-16, 10-15, 15-4, 11-15	L
9/30	H	Alabama*	15-3, 15-13, 8-15, 7-15, 15-8	W
10/2	H	Auburn*	10-15, 15-7, 15-7, 13-15, 9-15	L
10/7	A	Kentucky*	15-13, 8-15, 15-12, 13-15, 14-16	L
10/11	H	Furman	15-6, 15-12, 14-16, 15-10	W
10/14	H	Tennessee*	15-5, 17-15, 9-15, 15-12	W
10/16	H	#22 Georgia*	13-15, 15-9, 6-15, 10-15	L
10/17	H	Tennessee Tech	15-13, 15-6, 15-11	W
10/21	A	Arkansas*	15-8, 10-15, 15-13, 16-14	W
10/23	A	LSU*	15-4, 15-2, 15-9	W
10/30	H	Kentucky*	15-6, 15-6, 15-12	W
11/4	A	#20 Georgia*	5-15, 15-9, 10-15, 15-7, 11-15	L
11/6	A	Tennessee*	15-2, 12-15, 15-6, 15-13	W
11/8	H	Clemson	9-15, 8-15, 8-15	L
11/11	A	#11 Florida*	12-15, 7-15, 2-15	L
11/13	H	#11 Florida*	6-15, 15-12, 15-13, 15-12	W
11/18	N4	Mississippi State	15-6, 15-4, 15-5	W
11/18	N4	Alabama	17-15, 15-7, 15-7	W
11/19	A4	#14 Florida	9-15, 4-15, 15-5	L
12/2	N5	Delaware	15-6, 15-2, 11-15, 15-13	W
12/2	N5	Miami (Ohio)	16-14, 15-8, 15-9	W
12/3	N5	Northern Illinois	12-15, 13-15, 12-15	L
12/3	N5	San Diego	15-12, 10-15, 11-15, 9-15	L

1=Carolina Classic (Columbia, S.C.); 2=Sooner Invitational (Norman, Okla.); 3=South Florida Invitational (Tampa, Fla.); 4=SEC Tournament (Gainesville, Fla.); 5=National Invitational Volleyball Championship (Kansas City, Mo.); *=SEC match


YEAR-BY-YEAR RESULTS

1995

**Record: 21-11, 8-6 SEC
NCAA Second Round
Coach: Kim Hudson**

Date	H/A/N	Opponent	Game Scores	W/L
9/1	H1	Xavier	15-12, 15-11, 15-6	W
9/2	H1	Appalachian State	15-8, 15-8, 15-9	W
9/2	H1	UAB	15-2, 15-1, 15-4	W
9/4	A	Davidson	15-9, 15-5, 15-10	W
9/6	H	UNC Greensboro	15-13, 16-14, 15-9	W
9/8	N2	New Orleans	15-2, 8-15, 16-14, 15-7	W
9/9	N2	American	15-6, 9-15, 15-6, 16-14	W
9/9	A2	#16 Arizona	10-15, 8-15, 10-15	L
9/15	N3	Cleveland State	15-7, 15-6, 15-7	W
9/16	N3	Maryland	15-13, 15-10, 11-15, 10-15, 17-19	L
9/16	A3	#11 Michigan State	1-15, 1-15, 10-15	L
9/20	H	#3 Florida*	5-15, 15-13, 2-15, 10-15	L
9/22	A	College of Charleston	15-8, 15-7, 15-8	W
9/24	A	#25 Georgia*	13-15, 14-16, 15-12, 6-15	L
9/29	H	Arkansas*	13-15, 15-3, 15-8, 15-11	W
10/1	H	LSU*	15-13, 14-16, 2-15, 14-16	L
10/6	H	Mississippi*	15-11, 15-7, 15-13	W
10/8	H	Mississippi State*	15-8, 15-9, 16-14	W
10/13	A	Auburn*	9-15, 13-15, 7-15	L
10/15	A	Alabama*	6-15, 12-15, 15-12, 10-15	L
10/20	H	Kentucky*	15-13, 15-1, 15-9	W
10/22	H	Tennessee*	11-15, 15-10, 15-11, 15-2	W
10/24	A	Clemson	15-7, 15-7, 15-6	W
10/29	A	#3 Florida*	2-15, 0-15, 0-15	L
11/3	A	Tennessee*	15-5, 15-8, 15-10	W
11/5	A	Kentucky*	5-15, 11-15, 15-9, 15-11, 15-9	W
11/12	H	#25 Georgia*	15-10, 15-8, 14-16, 16-14	W
11/17	N4	Mississippi State	15-9, 16-14, 15-10	W
11/17	A4	LSU	8-15, 15-2, 15-10, 15-7	W
11/18	N4	#4 Florida	13-15, 9-15, 9-15	L
11/29	A5	Hofstra	15-7, 15-10, 15-1	W
12/3	A6	#17 Texas A&M	6-15, 15-17, 12-15	L

1=Carolina Classic (Columbia, S.C.); 2=Hotel Park Invitational (Tucson, Ariz.); 3=Michigan State Classic (East Lansing, Mich.); 4=SEC Tournament (Baton Rouge, La.); 5=NCAA Tournament (Hempstead, N.Y.); 6=NCAA Tournament (College Station, Texas); *=SEC match



The 1995 Gamecocks won the program's first-ever NCAA tournament match, beating Hofstra in straight sets. The team was led that year by Kori Ermigarat, who averaged 3.58 kills and 4.32 digs per set.

1996

**Record: 22-8, 10-4 SEC
Coach: Kim Hudson**

Date	H/A/N	Opponent	Game Scores	W/L
8/30	N1	Toledo	15-5, 12-15, 4-15, 15-11, 15-9	W
8/31	N1	UCF	15-4, 15-9, 10-15, 14-16, 23-21	W
8/31	A1	#9 Notre Dame	8-15, 4-15, 8-15	L
9/6	H2	Eastern Kentucky	15-10, 15-7, 15-5	W
9/6	H2	Oklahoma	15-8, 7-15, 10-15, 11-15	L
9/7	H2	Illinois-Chicago	15-5, 15-2, 5-15, 15-9	W
9/7	H2	American	15-5, 15-2, 5-15, 15-9	W
9/13	N3	Eastern Michigan	15-11, 15-10, 15-0	W
9/13	A3	Kansas State	7-15, 15-7, 5-15	L
9/14	N3	UMKC	15-12, 15-9, 15-10	W
9/14	N3	Boise State	4-15, 10-15, 15-9, 15-12, 15-7	W
9/18	H	Clemson	15-13, 15-5, 15-11	W
9/27	A	Mississippi State*	15-3, 15-9, 13-15, 15-11	W
9/29	A	Mississippi*	15-10, 10-15, 16-14, 15-6	W
10/4	H	Auburn*	15-5, 15-7, 12-15, 9-15, 18-6	W
10/6	H	Alabama*	15-8, 13-15, 15-7, 15-10	W
10/11	A	Kentucky*	13-15, 13-15, 15-7, 6-15	L
10/13	A	Tennessee*	15-12, 15-8, 15-11	W
10/18	H	Georgia*	15-8, 15-12, 15-6	W
10/22	H	College of Charleston	15-2, 15-7, 15-12	W
10/25	H	LSU*	11-15, 15-13, 15-12, 15-9	W
10/27	A	Arkansas*	12-15, 17-15, 14-16	L
11/1	A	#2 Florida*	5-15, 10-15, 4-15	L
11/3	H	#2 Florida*	11-15, 11-15, 2-15	L
11/7	H	Central Florida	15-2, 15-7, 15-13	W
11/9	A	Georgia*	6-15, 15-6, 16-14, 15-9	W
11/15	H	Tennessee*	15-4, 15-2, 15-11	W
11/17	H	Kentucky*	15-9, 15-12, 15-7	W
11/22	H4	Mississippi	15-12, 11-15, 12-15, 15-9, 15-9	W
11/23	H4	Arkansas	12-15, 15-12, 15-13, 12-15, 11-15	L

1=Shamrock Classic (Sound Bend, Ind.); 2=Carolina Classic (Columbia, S.C.); 3=Kansas State Invitational (Manhattan, Kan.); 4=SEC Tournament (Columbia, S.C.); *=SEC match

1997

**Record: 21-8, 11-3 SEC
NCAA Second Round
Coach: Kim Hudson**

Date	H/A/N	Opponent	Game Scores	W/L
8/29	H1	Oklahoma	15-9, 15-4, 15-9	W
8/31	H1	#20 Arizona	7-15, 13-15, 13-15	L
9/5	H2	Western Michigan	15-10, 15-5, 17-15	W
9/6	H2	North Carolina State	15-12, 15-8, 15-4	W
9/12	N3	SW Louisiana	15-1, 15-3, 15-10	W
9/13	N3	Louisiana Tech	15-5, 15-1, 15-7	W
9/13	A3	Texas Tech	8-15, 15-6, 16-14, 15-13	W
9/19	N4	George Mason	15-7, 15-8, 15-8	W
9/19	A4	Maryland	10-15, 11-15, 15-10, 9-15	L
9/20	N4	Kansas State	15-8, 3-15, 13-15, 15-13, 15-11	W
9/23	A	Clemson	11-15, 8-15, 2-15	L
9/26	A	Georgia*	16-14, 15-7, 16-18, 15-11	W
10/3	H	LSU*	15-1, 15-6, 15-5	W
10/5	H	#22 Arkansas*	15-13, 16-14, 5-15, 15-7	W
10/10	H	Mississippi State*	15-11, 15-6, 15-0	W
10/12	H	Mississippi*	15-9, 9-15, 15-12, 15-5	W
10/17	A	Alabama*	15-7, 15-10, 15-10	W
10/19	A	Auburn*	15-5, 15-12, 15-13	W
10/24	H	Kentucky*	13-15, 15-10, 15-5, 14-16, 15-9	W
10/26	H	Tennessee*	15-3, 15-5, 15-7	W
10/31	H	#3 Florida*	7-15, 17-15, 7-15, 8-15	L
11/2	A	#3 Florida*	7-15, 4-15, 4-15	L
11/7	A	Tennessee*	15-6, 17-15, 15-2	W
11/9	A	Kentucky*	13-15, 15-9, 15-7, 15-4	W
11/16	H	Georgia*	12-15, 9-15, 15-10, 12-15	L
11/21	N5	Mississippi	15-2, 18-16, 15-6	W
11/22	N5	#23 Arkansas	7-15, 7-15, 10-15	L
12/4	N6	Illinois State	15-7, 15-7, 15-10	W
12/5	A6	#12 Texas	11-15, 3-15, 10-15	L

1=Carolina Classic (Columbia, S.C.); 2=Gamecock Invitational (Columbia, S.C.); 3=Texas Tech Tournament (Lubbock, Texas); 4=Maryland Invitational (College Park, Md.); 5=SEC Tournament (Athens, Ga.); 6=NCAA Tournament (Austin, Texas); *=SEC match

1998

**Record: 21-11, 8-6 SEC
NCAA First Round
Coach: Kim Hudson**

Date	H/A/N	Opponent	Game Scores	W/L
9/1	H	Charleston Southern	15-3, 15-6, 15-5	W
9/4	H1	Missouri State	11-15, 15-11, 9-15, 15-12, 15-10	W
9/5	H1	Coastal Carolina	15-3, 15-2, 15-5	W
9/5	H1	Chattanooga	15-10, 15-4, 15-7	W
9/11	A2	Oklahoma	15-11, 15-12, 15-9	W
9/12	A2	Oklahoma	15-10, 15-13, 12-15, 3-15	W
9/12	N2	#10 Pacific	8-15, 8-15, 3-15	L
9/16	H	Clemson	15-13, 15-8, 15-13	W
9/18	N3	Murray State	16-14, 15-6, 15-8	W
9/18	A3	Chattanooga	15-5, 15-5, 15-2	W
9/19	N3	Troy	15-9, 18-16, 15-10	W
9/23	H	Winthrop	15-3, 15-4, 15-9	W
9/25	A	Mississippi State*	11-15, 15-6, 15-1, 15-6	W
9/27	A	Mississippi*	15-13, 13-15, 15-3, 15-11	W
9/30	H	Davidson	15-1, 15-5, 15-9	W
10/2	H	#9 Florida*	15-10, 0-15, 9-15, 13-15	L
10/9	H	Alabama*	15-9, 15-12, 15-11	W
10/11	H	Auburn*	15-6, 15-13, 15-11	W
10/16	A	Kentucky*	12-15, 13-15, 15-13, 13-15	L
10/18	A	Tennessee*	15-12, 15-12, 15-4	W
10/23	H	LSU*	10-15, 15-10, 15-11, 16-14	W
10/25	H	Arkansas*	14-16, 8-15, 3-15	L
11/1	A	#6 Florida*	11-15, 1-15, 9-15	L
11/6	H	Tennessee*	15-12, 12-15, 15-13, 15-9	W
11/8	H	Kentucky*	15-6, 15-5, 9-15, 15-5	W
11/13	H	Georgia*	11-15, 15-12, 15-7, 8-15, 9-15	L
11/14	A	Georgia*	5-15, 18-16, 14-16, 12-15	L
11/20	N4	Mississippi State	15-13, 15-11, 15-7	W
11/21	A4	Arkansas	4-15, 5-15, 2-15	L
11/27	N5	Washington State	9-15, 11-15, 5-15	L
11/28	N5	Washington	5-15, 12-15, 7-15	L
12/4	N6	Colorado State	15-6, 7-15, 7-15, 15-10, 12-15	L

1=Carolina Classic (Columbia, S.C.); 2=Oklahoma Invitational (Norman, Okla.); 3=Chattanooga Tournament (Chattanooga, Tenn.); 4=SEC Tournament (Fayetteville, Ark.); 5=SEC/Pac-10 Challenge (Orlando, Fla.); 6=NCAA Tournament (Austin, Texas); *=SEC match

1999

**Record: 14-12, 8-6 SEC
Coach: Kim Hudson**

Date	H/A/N	Opponent	Game Scores	W/L
9/1	H	North Carolina A&T	15-5, 15-6, 15-3	W
9/3	A1	Florida State	15-11, 15-8, 15-4	W
9/4	N1	Indiana	11-15, 9-15, 15-13, 9-15	L
9/4	N1	Florida International	15-2, 15-13, 15-8	W
9/10	N2	Arizona State	14-16, 9-15, 6-15	L
9/10	A2	Georgia Tech	15-6, 3-15, 12-15, 16-14, 15-11	W
9/11	N2	#9 UC Santa Barbara	6-15, 8-15, 5-15	L
9/11	N2	Virginia Tech	15-7, 15-6, 15-6	W
9/17	H3	#21 Michigan	15-11, 15-10, 15-17, 14-16, 11-15	L
9/19	H3	Virginia	15-13, 15-6, 15-11	W
9/24	H	Kentucky*	14-16, 15-8, 15-11, 15-8	W
9/26	H	Tennessee*	13-15, 15-9, 15-9, 15-2	W
9/28	A	#13 Clemson	15-4, 9-15, 8-15, 15-10, 11-15	L
10/1	A	LSU*	15-5, 15-12, 6-15, 15-10	W
10/3	A	Arkansas*	4-15, 14-16, 8-15	L
10/8	H	Mississippi*	15-7, 15-6, 15-11	W
10/10	H	Mississippi State*	15-5, 15-6, 13-15, 15-11	W
10/15	A	#4 Florida*	3-15, 9-15, 2-15	L
10/22	A	Auburn*	13-15, 15-5, 15-13, 16-14	W
10/24	A	Alabama*	15-12, 13-15, 12-15, 7-15	L
10/31	H	#4 Florida*	7-15, 4-15, 3-15	L
11/4	A	Georgia*	11-15, 7-15, 9-15	L
11/6	H	Georgia*	9-15, 15-10, 15-7, 15-10	W
11/12	A	Tennessee*	7-15, 15-11, 15-13, 15-4	W
11/14	A	Kentucky*	15-12, 15-9, 9-15, 9-15, 6-15	L
11/19	N4	Kentucky	6-15, 8-15, 14-16	L

1=Florida State Invitational (Tallahassee, Fla.); 2=Georgia Tech Invitational (Atlanta, Ga.); 3=Carolina Classic (Columbia, S.C.); 4=SEC Tournament (Knoxville, Tenn.); *=SEC match

YEAR-BY-YEAR RESULTS

2000

**Record: 22-7, 12-2 SEC
NCAA Second Round
Coach: Kim Hudson**

Date	H/A/N	Opponent	Game Scores	W/L
9/1	H1	Liberty	15-2, 15-4, 15-9	W
9/1	H1	Duke	15-8, 15-9, 15-8	W
9/2	H1	Xavier	15-13, 15-1, 12-15, 15-8	W
9/2	H1	Texas Tech	11-15, 10-15, 11-15	L
9/8	N2	New Mexico	14-16, 15-8, 15-2, 10-15, 7-15	W
9/8	N2	Northern Illinois	10-15, 15-11, 15-17, 15-9, 15-17	L
9/9	A2	#16 Michigan	11-15, 10-15, 12-15	L
9/13	H	Clemson	15-5, 15-1, 15-5	W
9/15	H3	Miami (Ohio)	15-12, 15-3, 15-1	W
9/16	H3	Sam Houston State	15-7, 15-6, 15-6	W
9/16	H3	Rutgers	15-2, 15-12, 15-8	W
9/19	H	Appalachian State	15-4, 15-7, 15-9	W
9/22	A	LSU*	15-13, 15-9, 15-7	W
9/24	A	Arkansas*	15-11, 10-15, 15-11, 15-12	W
9/29	H	Kentucky*	15-0, 15-10, 15-4	W
10/1	H	Tennessee*	15-3, 15-11, 15-7	W
10/6	A	Georgia*	13-15, 15-3, 15-12, 15-5	W
10/8	A	#9 Florida*	4-15, 7-15, 16-14, 4-15	L
10/13	A	Alabama*	15-6, 15-4, 15-7	W
10/15	A	Auburn*	15-6, 15-7, 15-4	W
10/20	H	Mississippi*	15-3, 15-2, 15-9	W
10/22	H	Mississippi State*	15-3, 16-14, 13-15, 15-5	W
11/3	A	Tennessee*	15-13, 15-10, 15-12	W
11/5	A	Kentucky*	15-8, 11-15, 15-13, 15-3	W
11/10	H	Georgia*	15-6, 15-12, 15-13	W
11/12	H	#9 Florida*	11-15, 7-15, 9-15	L
11/18	N4	Georgia	15-13, 10-15, 16-18, 15-7, 13-15	L
12/1	N5	George Washington	15-13, 15-10, 15-3	W
12/3	A5	#1 Nebraska	11-15, 15-9, 15-13, 12-15, 13-15	L

1=Carolina Classic (Columbia, S.C.); 2=Michigan Tournament (Ann Arbor, Mich.); 3=Gamecock Tournament (Columbia, S.C.); 4=SEC Tournament (Gainesville, Fla.); 5=NCAA Tournament (Lincoln, Neb.); *=SEC match

2001

**Record: 20-6, 10-4 SEC
NCAA First Round
Coach: Kim Hudson**

Date	H/A/N	Opponent	Game Scores	W/L
8/31	N1	Hofstra	30-24, 30-24, 30-20	W
9/1	N1	#22 Santa Clara	30-25, 30-21, 30-25	W
9/1	A1	Arizona State	20-30, 25-30, 30-27, 30-20, 15-11	W
9/7	N2	Purdue	30-26, 30-27, 30-27	W
9/8	A2	Miami (Ohio)	30-25, 30-23, 30-18	W
9/8	N2	Illinois State	30-22, 30-20, 31-29	W
9/21	H	#10 Florida*	30-24, 30-28, 17-30, 24-30, 11-15	L
9/23	H	Georgia*	30-24, 30-26, 30-21	W
9/28	A	Mississippi State*	30-2, 31-29, 30-19	W
9/30	A	Mississippi*	30-18, 30-11, 30-20	W
10/5	A	Kentucky*	20-30, 30-24, 30-22, 30-20	W
10/7	A	Tennessee*	25-30, 24-30, 18-30	L
10/10	A	Clemson	23-30, 33-31, 32-30, 30-16	W
10/12	H	Arkansas*	27-30, 30-26, 27-30, 32-34	L
10/14	H	LSU*	30-26, 30-24, 28-30, 30-26	W
10/19	H	Tennessee*	30-25, 20-30, 30-16, 30-23	W
10/21	H	Kentucky*	30-25, 30-27, 30-17	W
10/26	H	Auburn*	30-25, 30-21, 30-18	W
10/28	H	Alabama*	30-23, 30-28, 30-25	W
11/2	A	Georgia*	30-25, 30-23, 30-20	W
11/4	A	#9 Florida*	22-30, 21-30, 23-30	L
11/11	H	Wake Forest	30-17, 30-20, 30-25	W
11/17	A3	Tennessee	31-29, 20-30, 17-30, 30-27, 15-9	W
11/17	N3	Arkansas	30-28, 28-30, 28-30, 24-30	L
11/24	H	North Carolina	30-32, 31-29, 30-22, 30-25	W
11/29	A4	North Carolina	25-30, 32-30, 25-30, 21-30	L

1=Sun Devil Challenge (Tempe, Ariz.); 2=Miami Classic (Oxford, Ohio); 3=SEC Tournament (Knoxville, Tenn.); 4=NCAA Tournament (Chapel Hill, N.C.); *=SEC match

2002

**Record: 22-7, 14-2 SEC
NCAA Second Round
Coach: Kim Hudson**

Date	H/A/N	Opponent	Game Scores	W/L
8/30	N1	Oakland	30-16, 31-29, 30-20	W
8/31	N1	Georgetown	30-27, 30-14, 30-27	W
8/31	A1	#15 Michigan State	30-20, 29-31, 31-33, 32-34	L
9/6	H2	Arizona State	33-31, 31-33, 30-26, 30-25	W
9/7	H2	Creighton	30-16, 30-18, 30-17	W
9/7	H2	#13 Pacific	30-21, 30-19, 30-24	W
9/10	H	Clemson	30-22, 30-16, 25-30, 23-30, 15-4	W
9/13	N3	San Diego	29-31, 26-30, 27-30	L
9/14	A3	#5 Long Beach State	21-30, 30-20, 25-30, 20-30	L
9/20	H	Kentucky*	30-18, 30-22, 30-23	W
9/22	H	Oral Roberts	30-19, 30-27, 30-28	W
9/27	H	Auburn*	30-12, 30-16, 30-15	W
9/29	H	Alabama*	30-17, 30-27, 30-27	W
10/4	A	Arkansas*	27-30, 31-29, 33-31, 30-22	W
10/6	A	LSU*	21-30, 30-26, 30-20, 30-19	W
10/9	A	Kentucky*	30-23, 30-25, 32-30	W
10/13	H	Tennessee*	30-27, 27-30, 28-30, 30-22, 15-10	W
10/18	A	Alabama*	30-27, 30-23, 30-23	W
10/20	A	Auburn*	30-19, 20-32, 20-30	L
10/24	H	Georgia*	30-27, 30-20, 30-21	W
10/27	H	#3 Florida*	24-30, 23-30, 30-32	L
11/1	H	Mississippi*	30-16, 30-22, 30-17	W
11/3	H	Mississippi State*	30-18, 30-18, 30-20	W
11/8	A	Tennessee*	30-14, 30-13, 30-19	W
11/15	A	#4 Florida*	15-30, 27-30, 23-30	L
11/17	A	Georgia*	28-30, 30-22, 30-19, 30-21	W
11/22	N4	Alabama	24-30, 20-30, 23-30	L
12/5	N5	American	30-10, 30-28, 23-30, 30-19	W
12/6	A5	#13 North Carolina	23-30, 30-28, 26-30, 23-30	L

1=Michigan State Classic (East Lansing, Mich.); 2=Carolina Classic (Columbia, S.C.); 3=Long Beach State Invitational (Long Beach, Calif.); 4=SEC Tournament (Fayetteville, Ark.); 5=NCAA Tournament (Chapel Hill, N.C.); *=SEC match

2003

**Record: 12-18, 6-10 SEC
Coach: Kim Hudson**

Date	H/A/N	Opponent	Game Scores	W/L
8/29	N1	#8 Northern Iowa	24-30, 19-30, 25-30	L
8/30	A1	#1 Southern California	18-30, 20-30, 21-30	L
8/30	N1	Ball State	30-25, 22-30, 30-14, 25-30, 15-9	W
9/5	H2	#25 Michigan State	19-30, 30-24, 17-30, 28-30	L
9/7	H2	#17 North Carolina	30-27, 25-30, 30-16, 30-27	W
9/9	A	Clemson	31-33, 26-30, 30-22, 26-30	L
9/12	N3	Utah	18-30, 22-30, 29-31	L
9/13	N3	Indiana	30-15, 30-24, 30-32, 23-30, 15-10	W
9/14	A3	#14 Notre Dame	30-26, 30-27, 24-30, 31-29	W
9/18	H4	#17 Santa Clara	30-32, 25-30, 30-12, 30-25, 12-15	L
9/19	H4	Duke	30-28, 30-23, 30-28	W
9/20	H4	George Washington	30-20, 30-22, 27-30, 27-30, 15-9	W
9/26	A	LSU*	30-24, 30-27, 30-28	W
9/28	A	Arkansas*	18-30, 16-30, 25-30	L
10/3	H	Mississippi*	30-19, 30-16, 30-24	W
10/5	H	Mississippi State*	30-24, 30-17, 30-27	W
10/8	H	Kentucky*	30-23, 26-30, 34-32, 29-31, 15-13	W
10/10	A	Tennessee*	30-28, 31-33, 19-30, 18-30	L
10/17	H	Arkansas*	28-30, 24-30, 25-30	L
10/19	H	LSU*	30-18, 22-30, 26-30, 17-30	L
10/24	A	Georgia*	18-30, 30-23, 15-30, 14-30	L
10/26	A	#3 Florida*	23-30, 17-30, 22-30	L
10/31	A	Auburn*	30-26, 30-17, 30-23	W
11/2	A	Alabama*	29-31, 30-22, 23-30, 22-30	L
11/5	A	Kentucky*	30-19, 28-30, 30-28, 31-29	W
11/9	H	Tennessee*	26-30, 28-30, 30-22, 26-30	L
11/14	H	#3 Florida*	23-30, 25-30, 17-30	L
11/16	H	Georgia*	19-30, 35-33, 29-31, 28-30	L
11/21	H5	Alabama	25-30, 22-30, 22-30	L
11/29	A	North Carolina	19-30, 16-30, 24-30	L

1=Holiday Inn Southern Cal Tournament (Los Angeles, Calif.); 2=Carolina Classic (Columbia, S.C.); 3=Gamecock Invitational (Columbia, S.C.); 4=Shamrock Invitational (South Bend, Ind.); 5=SEC Tournament (Columbia, S.C.); *=SEC match

2004

**Record: 12-15, 5-11 SEC
Coach: Kim Hudson**

Date	H/A/N	Opponent	Game Scores	W/L
9/3	A	Wake Forest	19-30, 30-26, 20-30, 22-30	L
9/4	N1	Connecticut	30-27, 30-24, 25-30, 30-24	W
9/4	N1	Marshall	30-20, 30-21, 32-30	W
9/7	H	Clemson	30-24, 30-22, 30-23	W
9/10	A2	Duke	21-30, 21-30, 24-30	L
9/11	N2	Northern Illinois	30-28, 30-27, 22-30, 30-21	W
9/11	N2	Towson	30-27, 30-23, 30-19	W
9/18	H3	Michigan State	30-22, 30-21, 21-30, 25-30, 15-6	W
9/19	H3	Notre Dame	30-26, 30-27, 31-33, 20-23	W
9/24	H	Mississippi State*	31-33, 27-30, 28-30	L
9/26	H	Mississippi*	30-26, 30-26, 30-24	W
9/29	H	#16 Tennessee*	23-30, 29-31, 14-30	L
10/1	H	Kentucky*	28-30, 30-24, 30-25, 28-30, 14-16	L
10/8	A	Mississippi*	30-26, 30-27, 31-33, 20-21	W
10/10	A	Mississippi State*	35-33, 30-14, 30-19	W
10/15	A	Alabama*	20-30, 25-30, 25-30	W
10/17	A	Auburn*	30-18, 30-20, 30-23	W
10/22	H	Georgia*	30-32, 30-26, 24-30, 25-30	L
10/24	H	#8 Florida*	16-30, 22-30, 21-30	L
10/27	A	#8 Tennessee*	30-28, 26-30, 23-30, 24-30	L
10/31	A	Kentucky*	30-24, 30-20, 23-30, 34-36, 12-15	L
11/5	H	LSU*	23-30, 19-30, 30-26, 26-30	L
11/7	H	Arkansas*	30-23, 30-27, 30-22	W
11/12	A	#7 Florida*	18-30, 22-30, 30-21	L
11/14	A	Georgia*	29-31, 26-30, 26-30	L
11/19	A4	#10 Florida	7-30, 20-30, 22-30	L
11/27	H	North Carolina	29-31, 35-33, 21-30, 15-30	L

1=Wake Forest Invitational (Winston-Salem, N.C.); 2=Duke Invitational (Durham, N.C.); 3=Gamecock Invitational (Columbia, S.C.); 4=SEC Tournament (Gainesville, Fla.); *=SEC match

2005

**Record: 13-14, 5-11 SEC
Coach: Nancy Somera**

Date	H/A/N	Opponent	Game Scores	W/L
9/2	N1	Pittsburgh	30-26, 30-17, 31-33, 30-25	W
9/2	A1	Florida State	30-21, 22-30, 30-17, 30-23	W
9/3	N1	Mercer	30-23, 30-26, 30-21	W
9/6	H	Charlotte	30-25, 30-20, 30-21	W
9/9	N2	Coastal Carolina	30-19, 30-24, 30-18	W
9/10	N2	Purdue	24-30, 25-30, 12-30	L
9/10	A2	North Carolina	24-30, 30-27, 33-31, 30-27	W
9/13	A	Clemson	25-30, 20-30, 28-30	L
9/15	A3	College of Charleston	27-30, 29-31, 23-30	L
9/16	N3	Houston	30-23, 30-21, 38-40, 30-28	W
9/23	N4	LSU*	20-30, 17-30, 30-26, 30-28, 11-15	L
9/25	A	Arkansas*	30-25, 27-30, 30-22, 29-31, 18-20	L
9/30	H	Mississippi State*	30-19, 23-30, 30-27, 30-20	W
10/2	H	Mississippi*	30-26, 30-22, 30-26	W
10/7	A	Georgia*	30-28, 25-30, 24-30, 30-26, 13-15	L
10/9	A	#5 Florida*	25-30, 22-30, 17-30	L
10/14	A	Alabama*	27-30, 20-30, 29-31	L
10/16	A	Auburn*	30-28, 28-30, 30-23, 30-21	W
10/23	H	Kentucky*	30-24, 29-31, 20-30, 24-30	L
10/26	H	Tennessee*	30-15, 18-30, 18-30, 21-30	L
10/28	H	#4 Florida*	23-30, 16-30, 21-30	L
10/30	H	Georgia*	30-22, 24-30, 30-24, 22-30, 9-15	L
11/4	A	Kentucky*	21-30, 26-30, 16-30	L
11/9	A	Tennessee*	20-30, 22-30, 30-32	L
11/11	H	Auburn*	23-30, 30-27, 30-24, 30-21	W
11/13	H	Alabama*	26-30, 15-30, 30-25, 30-21, 15-13	W
11/26	H	Winthrop	30-18, 30-20, 30-24	W

1=Florida State Tournament (Tallahassee, Fla.); 2=GlaxoSmithKline Volleyball Classic (Chapel Hill, N.C.); 3=Charleston Invitational (Charleston, S.C.); 4=Played in Fayetteville, Ark.; *=SEC match

YEAR-BY-YEAR RESULTS

2006

Record: 15-17, 8-12 SEC

Coach: Nancy Somera

Date	H/A/N	Opponent	Game Scores	W/L
8/25	N1	Boise State	30-21, 30-24, 30-28	W
8/25	A1	TCU	30-23, 30-26, 28-30, 26-30, 11-15	L
8/26	N1	Loyola (Md.)	30-15, 30-10, 30-18	W
8/26	N1	Texas A&M-C.C.	30-24, 30-19, 30-17	W
8/31	A2	Clemson	30-25, 22-30, 24-30, 30-25, 15-13	W
9/1	N2	Charlotte	30-27, 30-19, 30-24	W
9/1	N2	Tennessee State	30-21, 25-30, 30-27, 30-23	W
9/2	N2	Western Carolina	30-20, 30-15, 30-18	W
9/8	H3	St. John's	30-27, 30-24, 29-31, 31-33, 10-15	L
9/8	H3	#10 Southern Cal	22-30, 21-30, 23-30	L
9/9	H3	Florida State	28-30, 30-21, 17-30, 30-28, 13-15	L
9/15	H	Auburn*	31-33, 30-25, 28-30, 30-23, 15-13	W
9/17	H	#6 Florida*	30-22, 36-34, 26-30, 30-24	W
9/22	A	#13 LSU*	25-30, 31-33, 28-30	L
9/24	A	Arkansas*	23-30, 23-30, 30-28, 24-30	L
9/27	A	Georgia*	30-22, 30-28, 30-16	W
10/1	H	Alabama*	30-28, 32-30, 24-30, 24-30, 8-15	L
10/6	A	#18 Tennessee*	27-30, 30-23, 21-30, 19-30	L
10/8	A	Kentucky*	27-30, 27-30, 27-30	L
10/13	H	Mississippi*	30-22, 20-30, 30-27, 30-19	W
10/15	H	Mississippi State*	30-27, 20-30, 30-26, 22-30, 10-15	L
10/20	A	#7 Florida*	27-30, 27-30, 28-30	L
10/22	A	Auburn*	28-30, 30-25, 28-30, 30-22, 15-10	W
10/27	H	Arkansas*	23-30, 24-30, 24-30	L
10/29	H	#10 LSU*	31-29, 23-30, 21-30, 19-30	L
11/3	A	Mississippi State*	24-30, 21-30, 20-30	L
11/5	A	Mississippi*	26-30, 21-30, 25-30	L
11/10	H	Kentucky*	30-27, 20-30, 30-25, 29-31, 15-12	W
11/12	H	Tennessee*	21-30, 30-24, 30-24, 33-31	W
11/15	H	Georgia*	30-28, 30-20, 30-18	W
11/17	A	Alabama*	30-27, 25-30, 21-30, 24-30	L
11/22	H	College of Charleston	23-30, 30-22, 20-30, 27-30	L

1=TCU Molten/La Quinta Invitational (Fort Worth, Texas); 2=Big Orange Bash (Clemson, S.C.); 3=Gamecock Invitational (Columbia, S.C.); *=SEC match

2007

Record: 14-15, 7-13 SEC

Coach: Ben Somera

Date	H/A/N	Opponent	Game Scores	W/L
8/24	N1	Binghamton	32-30, 30-25, 30-16	W
8/25	N1	Boston College	30-20, 30-19, 30-22	W
8/25	A1	Delaware	20-30, 20-30, 28-30	L
8/31	A2	VCU	30-14, 30-27, 30-17	W
9/1	N2	Maryland	30-26, 31-33, 28-30, 30-21, 11-15	L
9/1	N2	George Washington	30-20, 31-29, 30-20	W
9/7	H3	Rice	30-20, 26-30, 30-21, 30-20	W
9/7	H3	Troy	30-14, 30-15, 30-22	W
9/8	H3	Appalachian State	30-18, 30-17, 30-27	W
9/14	H	Auburn*	27-30, 28-30, 30-18, 30-27, 10-15	L
9/16	H	Georgia*	26-30, 16-30, 27-30	L
9/21	A	#22 LSU*	19-30, 27-30, 19-30	L
9/23	A	Mississippi*	23-30, 22-30, 30-27, 26-30	L
9/28	A	Alabama*	15-30, 26-30, 30-24, 21-30	L
9/30	A	Mississippi State*	30-19, 26-30, 30-28, 30-27	W
10/5	H	Tennessee*	23-30, 30-27, 30-23, 30-22	W
10/7	H	Kentucky*	36-34, 28-30, 27-30, 26-30	L
10/10	A	#5 Florida*	17-30, 18-30, 19-30	L
10/14	A	Arkansas*	24-30, 28-30, 21-30	L
10/19	A	Georgia*	30-23, 25-30, 32-34, 30-25, 14-16	L
10/21	A	Auburn*	30-27, 30-28, 30-26	W
10/26	H	Mississippi*	19-30, 29-31, 30-28, 28-30	L
10/28	H	LSU*	27-30, 30-26, 30-24, 27-30, 15-10	W
10/31	H	#10 Florida*	18-30, 9-30, 20-30	L
11/2	H	Arkansas*	30-24, 27-30, 35-37, 30-27, 15-13	W
11/9	A	Kentucky*	19-30, 24-30, 28-30	L
11/11	A	Tennessee*	28-30, 17-30, 30-27, 35-33, 11-15	L
11/16	H	Mississippi State*	30-24, 30-20, 32-30	W
11/18	H	Alabama*	30-27, 30-16, 33-31	W

1=Delaware/Asics Invitational (Newark, Del.); 2=Third Degree Sportswear Invitational (Richmond, Va.); 3=Nike Gamecock Invitational (Columbia, S.C.); *=SEC match



A 2009 graduate, Ivana Kujundzic was a four-time SEC Academic Honor Roll member and led the team to 21 wins in 2008 thanks to her 3.61 kills and 2.82 digs per set.

2008

Record: 21-9, 12-8 SEC

Coach: Ben Somera

Date	H/A/N	Opponent	Game Scores	W/L
8/29	A1	Arizona State	20-25, 17-25, 21-25	L
8/29	N1	Dayton	26-24, 17-25, 25-20, 25-21	W
8/30	N1	UNLV	20-25, 25-18, 16-25, 25-20, 15-8	W
9/5	N2	Boston College	25-10, 25-16, 25-15	W
9/5	A2	Rhode Island	25-18, 22-25, 23-25, 25-18, 15-10	W
9/6	N2	Stony Brook	25-18, 25-18, 25-10	W
9/12	H3	College of Charleston	25-13, 25-16, 25-22	W
9/12	H3	Clemson	19-25, 25-14, 25-18, 22-25, 18-16	W
9/13	H3	Winthrop	25-22, 25-17, 25-11	W
9/19	H	LSU*	25-14, 26-24, 25-19	W
9/21	H	Georgia*	25-11, 25-16, 25-17	W
9/26	A	Mississippi*	17-25, 21-25, 25-13, 19-25	L
9/28	A	Arkansas*	25-22, 22-25, 25-21, 23-25, 15-11	W
10/3	A	Mississippi State*	25-19, 25-13, 25-23	W
10/5	A	Alabama*	25-21, 25-17, 25-19	W
10/10	H	Tennessee*	25-22, 25-14, 25-23	W
10/12	H	#25 Kentucky*	22-25, 18-25, 22-25	L
10/15	A	#8 Florida*	22-25, 17-25, 15-25	L
10/19	A	Auburn*	25-11, 13-25, 25-18, 25-17	W
10/23	H	South Carolina State	25-15, 25-9, 25-9	W
10/24	A	Georgia*	25-17, 20-25, 23-25, 25-22, 8-15	L
10/26	A	LSU*	25-21, 25-27, 17-25, 25-21, 13-15	L
10/31	H	Arkansas*	25-14, 25-18, 25-18	W
11/2	H	Mississippi*	22-25, 25-19, 30-28, 25-19	W
11/7	H	Auburn*	26-24, 22-25, 25-19, 25-19	W
11/14	A	#22 Kentucky*	19-25, 16-25, 18-25	L
11/16	A	Tennessee*	27-25, 22-25, 28-26, 16-25, 10-15	L
11/21	H	Alabama*	25-14, 33-31, 25-21	W
11/23	H	Mississippi State*	25-10, 25-14, 25-8	W
11/26	H	#14 Florida*	27-25, 17-25, 25-22, 21-25, 11-15	L

1=Arizona State Sheraton Classic (Tempe, Ariz.); 2=Art Carmichael Classic (Kingston, R.I.); 3=Carolina Challenge (Columbia, S.C.); *=SEC match

2009

Record: 14-16, 5-15 SEC

Coach: Ben Somera

Date	H/A/N	Opponent	Game Scores	W/L
8/28	A1	Clemson	25-20, 23-25, 25-22, 21-25, 15-9	W
8/29	N1	Coll. of Charleston	22-25, 25-21, 20-25, 25-22, 15-10	W
8/29	N1	Winthrop	29-27, 21-25, 25-11, 25-15	W
9/4	H2	Eastern Kentucky	25-23, 25-12, 25-12	W
9/4	H2	Coastal Carolina	25-20, 25-11, 25-18	W
9/5	H2	UNC Greensboro	26-24, 25-19, 25-17	W
9/11	A3	Rice	20-25, 25-21, 12-25, 25-21, 15-11	W
9/12	N3	#23 Wichita State	18-25, 27-25, 20-25, 19-25	L
9/12	N3	Harvard	25-21, 21-25, 25-22, 25-12	L
9/18	A	Arkansas*	16-25, 21-25, 15-25	L
9/20	A	Mississippi*	31-29, 25-22, 25-17	W
9/25	H	Alabama*	23-25, 25-14, 25-18, 24-26, 9-15	L
9/27	H	Mississippi State*	25-22, 26-24, 25-17	W
10/2	H	Tennessee*	25-19, 20-25, 25-12, 16-25	L
10/4	H	#15 Kentucky*	20-25, 21-25, 25-23, 25-19, 13-15	L
10/7	H	#6 Florida*	26-24, 19-25, 23-25, 15-25	L
10/9	A	LSU*	12-25, 16-25, 23-25	L
10/16	A	Georgia*	25-17, 25-21, 25-23	W
10/18	A	Auburn*	26-28, 25-18, 13-25, 17-25	L
10/23	H	Mississippi*	25-17, 25-19, 26-24	W
10/25	H	Arkansas*	16-25, 25-19, 24-26, 20-25	L
10/30	A	Mississippi State*	22-25, 26-24, 21-25, 17-25	L
11/1	A	Alabama*	19-25, 16-25, 27-25, 21-25	L
11/6	H	Auburn*	25-22, 25-23, 25-21	W
11/8	H	Georgia*	25-27, 26-28, 26-28	L
11/13	A	South Carolina State	25-18, 25-17, 25-17	W
11/15	H	#19 LSU*	20-25, 16-25, 15-25	L
11/20	A	#10 Kentucky*	13-25, 19-25, 12-25	L
11/22	A	Tennessee*	10-25, 19-25, 14-25	L
11/27	A	#15 Florida*	14-25, 8-25, 12-25	L

1=Big Orange Bash (Clemson, S.C.); 2=Gamecock Invitational (Columbia, S.C.); 3=Mizuno Invitational II (Houston, Texas); *=SEC match

2010

Record: 7-23, 4-16 SEC

Coach: Ben Somera

Date	H/A/N	Opponent	Game Scores	W/L
8/27	N1	Middle Tennessee	23-25, 12-25, 23-25	L
8/28	A1	#6 Illinois	21-25, 21-25, 23-25	L
8/28	N1	BYU	25-21, 25-20, 23-25, 22-25, 12-15	L
9/3	N2	Clemson	24-26, 22-25, 19-25	L
9/4	N2	Coll. of Charleston	26-24, 18-25, 20-25, 25-20, 14-16	L
9/4	A2	Winthrop	25-21, 22-25, 22-25, 23-25	L
9/10	H3	South Carolina State	25-14, 25-12, 25-8	W
9/10	H3	Furman	25-18, 25-21, 26-24	W
9/11	H3	Lipscomb	18-25, 21-25, 21-25	L
9/17	A	#18 Tennessee*	24-26, 25-22, 15-25, 16-25	L
9/19	A	#22 Kentucky*	20-25, 10-25, 25-21, 20-25	L
9/24	H	Mississippi*	21-25, 17-25, 18-25	L
9/26	H	The Citadel	25-20, 25-18, 24-26, 25-11	W
10/1	H	Arkansas*	19-25, 25-19, 29-31, 23-25	L
10/3	H	#16 LSU*	14-25, 19-25, 19-25	L
10/8	A	Mississippi State*	25-20, 30-28, 19-25, 11-25, 15-9	W
10/10	A	Alabama*	19-25, 18-25, 16-25	L
10/15	H	Georgia*	16-25, 22-25, 25-23, 23-25	L
10/17	H	Auburn*	13-25, 19-25, 16-25	L
10/22	H	Kentucky*	25-21, 25-23, 29-27	W
10/24	H	#21 Tennessee*	16-25, 15-25, 14-25	L
10/27	A	#1 Florida*	20-25, 17-25, 13-25	L
10/31	A	Mississippi*	21-25, 16-25, 25-20, 23-25	L
11/5	A	Auburn*	18-25, 23-25, 13-25	L
11/7	A	Georgia*	23-25, 14-25, 20-25	L
11/12	H	Alabama*	25-12, 25-19, 22-25, 25-17	W
11/13	H	Mississippi State*	25-22, 17-25, 19-25, 25-17, 15-12	W
11/19	A	#16 LSU*	16-25, 20-25, 19-25	L
11/21	A	Arkansas*	21-25, 25-23, 24-26, 17-25	L
11/26	H	#1 Florida*	14-25, 16-25, 12-25	L

1=State Farm Illini Classic (Champaign, Ill.); 2=Carolina Challenge (Rock Hill, S.C.); 3=Gamecock Invitational (Columbia, S.C.); *=SEC match

YEAR-BY-YEAR RESULTS

2011

Record: 14-16, 5-15 SEC
Coach: Scott Swanson

Date	H/A/N	Opponent	Game Scores	W/L
8/26	N1	Montana	34-32, 25-15, 25-15	W
8/27	N1	Stony Brook	25-15, 19-25, 25-20, 25-10	W
8/27	A1	Temple	25-15, 25-22, 25-18	W
9/2	H2	Gardner-Webb	25-13, 25-20, 30-28	W
9/2	H2	Davidson	25-12, 25-20, 26-24	W
9/3	H2	Elon	25-20, 25-12, 22-25, 25-9	W
9/3	H2	UNC Asheville	25-16, 25-14, 25-10	W
9/9	N3	Clemson	16-25, 22-25, 18-25	L
9/10	A3	Coll. of Charleston	25-12, 25-22, 20-25, 19-25, 15-12	W
9/10	N3	Winthrop	25-14, 25-20, 26-24	W
9/18	A	Mississippi State	16-25, 17-25, 25-23, 25-23, 8-15	L
9/23	H	Tennessee	30-28, 12-25, 15-25, 26-28	L
9/25	H	Kentucky	21-25, 13-25, 25-22, 15-25	L
9/30	A	Georgia	11-25, 21-25, 21-25	L
10/2	A	Auburn	19-25, 19-25, 17-25	L
10/7	H	LSU	21-25, 25-23, 18-25, 18-25	L
10/9	H	Arkansas	25-27, 17-25, 15-25	L
10/14	A	Alabama	22-25, 17-25, 23-25	L
10/16	A	Mississippi	18-25, 25-17, 25-25, 25-22	W
10/19	H	#13 Florida	13-25, 18-25, 23-25	L
10/21	H	Mississippi State	25-19, 26-24, 25-22	W
10/28	A	#24 Kentucky	17-25, 17-25, 20-25	L
10/30	A	#20 Tennessee	13-25, 20-25, 14-25	L
11/4	H	Mississippi	18-25, 14-25, 21-25	L
11/6	H	Alabama	25-14, 28-26, 25-22	W
11/11	A	Arkansas	16-25, 15-25, 22-25	L
11/13	A	LSU	25-22, 26-24, 21-25, 23-25, 6-15	L
11/18	H	Auburn	25-17, 25-19, 20-25, 30-28	W
11/20	H	Georgia	15-25, 25-22, 26-24, 25-15	W
11/28	A	#17 Florida	14-25, 16-25, 20-25	L

1=Temple Invitational (Philadelphia, Pa.); 2=Gamecock Invitational (Columbia, S.C.); 3=College of Charleston Invitational (Charleston, S.C.); *=SEC match

2012

Record: 18-14, 6-14 SEC
Coach: Scott Swanson

Date	H/A/N	Opponent	Game Scores	W/L
8/24	H1	Temple	25-14, 25-15, 25-18	W
8/24	H1	Akron	25-19, 25-13, 25-19	W
8/25	H1	East Tennessee State	25-19, 25-14, 22-25, 24-26, 15-9	W
8/25	H1	UNC Asheville	25-16, 25-22, 25-16	W
9/1	N2	West Virginia	25-15, 25-18, 25-19	W
9/1	A2	George Mason	25-18, 25-22, 25-18	W
9/2	N2	Navy	25-20, 25-21, 25-14	W
9/2	N2	Niagara	15-25, 25-9, 25-17, 25-8	W
9/7	H3	Clemson	25-23, 25-20, 25-19	W
9/8	H3	UAB	23-25, 25-22, 25-21, 26-24	W
9/8	H3	Winthrop	25-13, 25-21, 25-23	W
9/14	H	Georgia*	26-24, 25-18, 25-19	W
9/16	H	LSU*	25-18, 26-28, 16-25, 25-18, 15-12	W
9/21	A	Auburn*	27-25, 16-25, 18-25, 22-25	L
9/23	A	#21 Tennessee*	14-25, 20-25, 25-23, 23-25	L
9/28	H	#12 Florida*	14-25, 23-25, 25-21, 17-25	L
9/30	H	Mississippi*	19-25, 18-25, 23-25	L
10/5	A	Texas A&M*	12-25, 16-25, 16-25	L
10/7	A	LSU*	27-29, 23-25, 12-25	L
10/12	H	Alabama*	25-17, 17-25, 24-26, 22-25	L
10/16	A	Coastal Carolina	25-22, 25-16, 25-13	W
10/19	A	Mississippi State*	25-9, 25-15, 25-9	W
10/21	A	Mississippi*	19-25, 12-25, 21-25	L
10/26	H	Auburn*	21-25, 15-25, 19-25	L
10/28	H	Texas A&M*	19-25, 16-25, 23-25	L
11/2	A	Missouri*	22-25, 19-25, 26-28	L
11/4	A	Kentucky*	14-25, 18-25, 18-25	L
11/9	H	Mississippi State*	25-18, 25-23, 25-12	W
11/11	H	Tennessee*	25-27, 16-25, 18-25	L
11/16	A	Alabama*	25-20, 25-12, 17-25, 20-25, 15-7	W
11/18	A	#16 Florida*	19-25, 14-25, 19-25	L
11/23	H	Arkansas	24-26, 25-18, 28-26, 19-25, 15-10	W

1=Gamecock Invitational (Columbia, S.C.); 2=The Mason Inn Patrick Invitational (Fairfax, Va.); 3=Carolina Clash (Columbia, S.C.); *=SEC match

2013

Record: 12-19, 3-15 SEC
Coach: Scott Swanson

Date	H/A/N	Opponent	Game Scores	W/L
8/30	H1	South Carolina State	25-14, 25-9, 25-13	W
8/30	H1	SIU	25-12, 25-22, 25-14	W
8/31	H1	High Point	25-18, 25-17, 25-21	W
9/6	A2	Clemson	25-22, 20-25, 21-25, 25-20, 9-15	L
9/7	N2	Furman	27-29, 21-25, 26-24, 20-25	L
9/7	N2	Winthrop	25-21, 25-17, 22-25, 22-25, 12-15	L
9/13	N3	Utah State	16-25, 25-22, 25-20, 25-19	W
9/13	N3	Liberty	25-19, 25-21, 25-21	W
9/14	N3	Duke	22-25, 25-20, 17-25, 21-25	L
9/20	H4	Western Carolina	25-18, 25-18, 25-19	W
9/21	H4	Robert Morris	26-24, 20-25, 25-10, 25-16	W
9/21	H4	Presbyterian	25-12, 25-15, 25-21	W
9/27	A	Missouri*	16-25, 14-25, 18-25	L
9/29	A	Tennessee*	25-18, 17-25, 25-20, 25-23	W
10/4	H	Arkansas*	22-25, 25-23, 16-25, 25-23, 12-15	L
10/6	H	Texas A&M*	25-23, 25-20, 20-25, 25-23	W
10/11	H	Georgia*	21-25, 20-25, 25-27	L
10/13	H	#15 Kentucky*	13-25, 22-25, 23-25	L
10/18	A	Mississippi State*	26-28, 18-25, 20-25	L
10/20	A	Ole Miss*	25-20, 21-25, 25-23, 25-18	W
10/25	H	Tennessee*	19-25, 25-18, 17-25	L
10/27	H	Auburn*	22-25, 22-25, 23-25	L
10/30	H	Coastal Carolina	25-22, 22-25, 25-21, 22-25, 15-13	W
11/8	A	#20 Kentucky*	17-25, 15-25, 19-25	L
11/10	A	Georgia*	16-25, 11-25, 19-25	L
11/13	A	#5 Florida*	15-25, 9-25, 22-25	L
11/15	H	Alabama*	26-28, 23-25, 18-25	L
11/17	H	#7 Missouri*	13-25, 12-25, 16-25	L
11/22	A	Arkansas*	13-25, 21-25, 14-25	L
11/24	H	LSU*	19-25, 21-25, 17-25	L
11/27	A	Texas A&M*	22-25, 6-25, 18-25	L

1=Gamecock Invitational (Columbia, S.C.); 2=Big Orange Bash (Clemson, S.C.); 3=Duke Invitational (Durham, N.C.); 4=Carolina Classic (Columbia, S.C.); *=SEC match

2014

Record: 17-14, 7-11 SEC
Coach: Scott Swanson

Date	H/A/N	Opponent	Game Scores	W/L
8/29	H1	Gardner-Webb	25-15, 25-19, 25-21	W
8/30	H1	Jacksonville	25-23, 25-14, 20-25, 25-17	W
8/30	H1	Georgia Tech	25-22, 25-13, 18-25, 25-22	W
9/5	N2	Clemson	25-14, 16-25, 17-25, 16-25	L
9/6	N2	Furman	21-25, 25-22, 25-21, 21-25, 15-17	L
9/6	A2	Winthrop	25-20, 25-18, 25-22	W
9/12	A3	Campbell	25-23, 25-16, 25-16	W
9/13	N3	Elon	25-12, 25-15, 25-16	W
9/13	N3	North Florida	20-25, 25-20, 25-17, 25-23	W
9/19	H4	Norfolk State	25-19, 25-12, 25-22	W
9/19	H4	Eastern Kentucky	25-21, 22-25, 23-25, 25-19, 15-6	W
9/20	H4	The Citadel	25-14, 25-13, 25-20	W
9/26	H	Ole Miss*	22-25, 19-25, 25-21, 26-24, 15-12	W
9/28	H	#14 Kentucky*	14-25, 25-21, 17-25, 21-25	L
10/3	A	Mississippi State*	25-21, 25-18, 25-14	W
10/5	A	Auburn*	25-23, 25-23, 21-25, 22-25, 15-10	W
10/12	A	Alabama*	23-25, 19-25, 27-25, 18-25	L
10/15	H	#8 Florida*	25-19, 18-25, 13-25, 19-25	L
10/19	H	#20 Texas A&M*	21-25, 25-23, 25-19, 12-25, 13-15	L
10/21	A	Coastal Carolina	15-25, 17-25, 23-25	L
10/24	H	Mississippi State*	25-22, 25-20, 22-25, 25-21	W
10/26	H	Missouri*	18-25, 25-19, 25-23, 25-17	W
10/31	A	LSU*	25-23, 20-25, 15-25, 21-25	L
11/2	A	Ole Miss*	19-25, 18-25, 20-25	L
11/9	H	Alabama*	23-25, 22-25, 26-24, 25-21, 10-15	L
11/14	A	Arkansas*	17-25, 18-25, 25-23, 25-20, 11-15	L
11/16	H	Auburn*	25-21, 20-25, 21-25, 26-24, 9-15	L
11/19	A	Tennessee*	25-22, 15-25, 25-19, 23-25, 15-9	W
11/23	A	Georgia*	26-24, 17-25, 32-30, 26-24	W
11/26	A	#6 Florida*	19-25, 9-25, 20-25	L
11/29	H	LSU*	13-25, 19-25, 29-27, 14-25	L

1=Gamecock Invitational (Columbia, S.C.); 2=Winthrop Invitational (Rock Hill, S.C.); 3=Campbell Invitational (Buies Creek, N.C.); 4=Carolina Classic (Columbia, S.C.); *=SEC match

2015

Record: 13-18, 6-12 SEC
Coach: Scott Swanson

Date	H/A/N	Opponent	Game Scores	W/L
8/28	H1	Southeastern Louisiana	25-17, 25-18, 25-12	W
8/29	H1	N.C. Central	25-12, 25-16, 25-19	W
8/29	H1	N.C. State	25-27, 16-25, 14-25	L
9/4	N2	Clemson	24-26, 25-23, 25-23, 25-15	W
9/5	N2	Winthrop	24-26, 19-25, 25-21, 25-20, 15-12	W
9/5	A2	Furman	14-25, 20-28, 17-25, 22-25	L
9/11	N3	Pittsburgh	18-25, 25-20, 15-25, 12-25	L
9/11	A3	#24 Michigan	19-25, 12-25, 22-25	L
9/12	N3	Western Michigan	22-25, 25-21, 22-22, 19-25	L
9/18	H4	East Carolina	25-22, 25-14, 25-8	W
9/19	H4	Charleston Southern	23-25, 25-21, 25-13, 25-20	W
9/19	H4	Wofford	25-19, 25-14, 25-19	W
9/22	H	Coastal Carolina	15-25, 25-17, 15-25, 23-25	L
9/25	H	#24 Kentucky*	15-25, 25-22, 21-25, 18-25	L
9/27	A	LSU*	19-25, 18-25, 19-25	L
10/2	A	Ole Miss*	23-25, 19-25, 25-17, 23-25	L
10/4	A	Mississippi St.*	23-25, 25-13, 23-25, 25-20, 13-15	L
10/9	H	Auburn*	23-25, 20-25, 29-31	L
10/11	H	Texas A&M*	29-27, 23-25, 25-22, 21-25, 4-15	L
10/14	A	Georgia*	25-17, 25-22, 25-20	W
10/18	A	Tennessee*	25-20, 24-26, 25-21, 21-25, 9-15	L
10/25	H	Arkansas*	23-25, 25-23, 25-20, 28-26	W
10/30	H	#12 Florida*	22-25, 14-25, 21-25	L
11/1	H	Ole Miss*	26-24, 25-21, 26-24	W
11/6	A	Auburn*	16-25, 23-25, 25-21, 23-25	L
11/8	A	Alabama*	25-16, 20-25, 25-17, 20-25	L
11/11	H	Tennessee*	25-22, 25-21, 25-16	W
11/20	H	Mississippi St.*	25-18, 25-16, 25-19	W
11/22	H	Alabama*	25-27, 20-25, 25-17, 20-25	L
11/25	A	Arkansas*	25-23, 18-25, 25-23, 17-25, 15-10	W
11/27	A	Missouri*	14-25, 20-25, 16-25	L

1=Gamecock Invitational (Columbia, S.C.); 2=Furman Carolina Classic (Greenville, S.C.); 3=Michigan Challenge (Ann Arbor, Mich.); 4=Carolina Classic (Columbia, S.C.); *=SEC match

2016

Record: 18-12, 6-12 SEC
Coach: Scott Swanson

Date	H/A/N	Opponent	Game Scores	W/L
8/26	A1	College of Charleston	25-22, 25-19, 26-24	W
8/27	N1	UT-Martin	26-24, 25-13, 25-19	W
8/27	N1	Binghamton	25-13, 28-26, 25-20	W
9/3	H2	Furman	25-22, 25-19, 25-23	W
9/3	H2	Winthrop	25-14, 25-12, 25-22	W
9/4	H2	Clemson	25-23, 22-25, 25-21, 23-23	W
9/9	N3	Wake Forest	25-23, 22-25, 22-20, 25-15, 10	W
9/9	N3	Buffalo	25-13, 25-20, 25-7	W
9/10	A3	Georgia Southern	25-22, 16-25, 25-18, 25-27, 15-13	W
9/16	H4	Davidson	25-16, 25-14, 25-21	W
9/17	H4	William & Mary	25-21, 25-18, 21-25, 25-23	W
9/17	H4	Gardner-Webb	25-10, 25-13, 25-25	W
9/21	A	Missouri*	12-25, 19-25, 16-25	L
9/28	H	Tennessee*	24-26, 25-12, 23-25, 25-22, 15-13	W
10/2	H	Kentucky*	22-25, 25-17, 30-32, 19-25	L
10/7	A	Georgia*	25-19, 19-25, 22-25, 18-25	L
10/9	H	#11 Florida*	14-25, 19-25, 19-25	L
10/14	A	Texas A&M*	6-25, 15-25, 18-25	L
10/16	A	LSU*	25-19, 20-25, 25-21, 25-22	W
10/21	A	#21 Kentucky*	11-25, 20-25, 29-31	L
10/28	H	LSU*	25-20, 23-25, 25-22, 25-23	W
10/30	H	Texas A&M*	20-25, 18-25, 19-25	

YEAR-BY-YEAR RESULTS

2017

Record: 12-18, 5-13 SEC

Coaches: Scott Swanson/Dottie Hampton

Date	H/A/N	Opponent	Game Scores	W/L
8/25	H1	Mercer	25-17, 26-24, 25-19	W
8/26	H1	Troy	25-18, 25-20, 25-22	W
8/26	H1	North Florida	25-19, 25-22, 25-17	W
9/1	N2	Northwestern	25-13, 18-25, 18-25, 19-25	L
9/1	N2	UNC Wilmington	25-17, 21-25, 21-25, 26-28	L
9/2	A2	Duke	19-25, 25-20, 25-21, 25-16	W
9/8	H3	Eastern Kentucky	25-20, 25-19, 26-24	W
9/8	H3	Miami (Ohio)	25-21, 20-25, 25-15, 22-25, 11-15	L
9/9	H3	Radford	25-12, 18-25, 13-25, 25-22, 9-15	L
9/15	N4	Georgia Southern	25-17, 25-19, 25-21	W
9/16	N4	Texas Tech	25-21, 25-27, 16-25, 23-25	L
9/16	A4	Clemson	25-15, 25-21, 25-17	W
9/22	A	Mississippi State*	19-25, 25-17, 26-24, 22-25, 15-6	W
9/29	H	LSU*	25-15, 17-25, 15-25, 20-25	L
10/1	H	Tennessee*	25-23, 17-25, 27-25, 25-17	W
10/6	H	Georgia*	25-22, 14-25, 19-25, 26-24, 10-15	L
10/13	A	Arkansas*	19-25, 15-25, 14-25	L
10/15	H	Ole Miss*	21-25, 22-25, 19-25	L
10/18	A	Auburn*	25-19, 29-27, 22-25, 25-19	W
10/22	A	Alabama*	19-25, 25-18, 25-23, 22-25, 7-15	L
10/27	A	#4 Florida*	17-25, 16-25, 17-25	L
10/29	H	Auburn*	25-20, 27-29, 18-25, 22-25	L
11/3	A	Tennessee*	25-22, 23-25, 25-18, 25-21	W
11/5	A	#6 Kentucky*	25-20, 15-25, 22-25, 16-25	L
11/8	H	Missouri*	25-19, 20-25, 23-25, 25-22, 14-16	L
11/12	H	Arkansas*	21-25, 25-19, 18-25, 22-25	L
11/17	H	Alabama*	20-25, 25-22, 25-23, 26-24	W
11/19	A	Texas A&M*	18-25, 19-25, 18-25	L
11/22	A	Ole Miss*	11-25, 25-21, 18-25, 19-25	L
11/24	H	Mississippi State*	25-27, 25-18, 22-25, 25-27	L

1=Gamecock Invitational (Columbia, S.C.); 2=Duke Invitational (Durham, N.C.); 3=Carolina Classic (Columbia, S.C.); 4=Clemson Challenge (Clemson, S.C.); *=SEC match



HISTORICAL HEAD-TO-HEAD RESULTS

<p>Akron 1-0</p> <p>8/24/2012 H W 3-0</p> <hr/> <p>Alabama 19-30</p> <p>9/21/1979 A L 0-2 9/20/1980 A W 2-1 9/25/1981 N L 0-2 10/9/1981 N L 0-2 10/16/1981 N L 0-2 10/4/1991 H L 1-3 11/23/1991 A L 1-3 10/11/1992 H L 2-3 10/1/1993 H W 3-0 11/19/1993 A L 1-3 9/30/1994 H W 3-2 11/18/1994 N W 3-0 10/15/1995 A L 1-3 10/6/1996 H W 3-1 10/17/1997 A W 3-0 10/9/1998 H W 3-0 10/24/1999 A L 1-3 10/13/2000 A W 3-0 10/28/2001 H W 3-0 9/29/2002 H W 3-0 10/18/2002 A W 3-0 11/22/2002 N L 0-3 11/2/2003 A L 1-3 11/21/2003 H L 0-3 10/15/2004 A L 0-3 10/14/2005 A L 0-3 11/13/2005 H W 3-2 10/1/2006 H L 2-3 11/17/2006 A L 1-3 9/28/2007 A L 1-3 11/18/2007 H W 3-0 10/5/2008 A W 3-0 11/21/2008 H W 3-0 9/25/2009 H L 2-3 11/1/2009 A L 1-3 10/10/2010 A L 0-3 11/12/2010 H W 3-1 10/14/2011 A L 0-3 11/6/2011 H W 3-0 10/12/2012 H L 1-3 11/16/2012 A W 3-2 11/15/2013 H L 0-3 10/12/2014 A L 1-3 11/9/2014 H L 2-3 11/8/2015 A L 1-3 11/22/2015 H L 1-3 11/18/2016 H L 0-3 10/22/2017 A L 2-3 11/17/2017 H W 3-1</p> <hr/> <p>American 3-0</p> <p>9/9/1995 N W 3-1 9/7/1996 H W 3-1 12/5/2002 N W 3-1</p> <hr/> <p>Appalachian State 6-3</p> <p>1975 — L 1-2 1975 — L 0-2 1976 — L 1-2 9/17/1983 H W 3-0 9/27/1991 N W 3-1 9/24/1993 H W 3-0 9/2/1995 H W 3-0 9/19/2000 H W 3-0 9/8/2007 H W 3-0</p> <hr/> <p>Arizona 0-2</p> <p>9/9/1995 A L 0-3 8/31/1997 H L 0-3</p> <hr/> <p>Arizona State 2-2</p> <p>9/10/1999 N L 0-3 9/1/2001 A W 3-2 9/6/2002 H W 3-1 8/29/2008 A L 0-3</p>	<p>Arkansas 12-26</p> <p>10/21/1994 A W 3-1 9/29/1995 H W 3-1 10/27/1996 A L 0-3 11/23/1996 H L 2-3 10/5/1997 H W 3-1 11/22/1997 N L 0-3 10/25/1998 H L 0-3 11/21/1998 A L 0-3 10/3/1999 A L 0-3 9/24/2000 A W 3-1 10/12/2001 H L 1-3 11/17/2001 N L 1-3 10/4/2002 A W 3-1 9/28/2003 A L 0-3 10/17/2003 H L 0-3 11/7/2004 H W 3-0 9/25/2005 A L 2-3 9/24/2006 A L 1-3 10/27/2006 H L 0-3 10/14/2007 A L 0-3 11/2/2007 H W 3-2 9/28/2008 A W 3-2 10/31/2008 H W 3-0 9/18/2009 A L 0-3 10/25/2009 H L 1-3 10/1/2010 H L 1-3 11/21/2010 A L 1-3 10/9/2011 H L 0-3 11/11/2011 A L 0-3 11/23/2012 H W 3-2 10/4/2013 H L 2-3 11/22/2013 A L 0-3 11/14/2014 A L 2-3 10/25/2015 H W 3-1 11/25/2015 A W 3-2 11/23/2016 H L 1-3 10/13/2017 A L 0-3 11/12/2017 H L 1-3</p> <hr/> <p>Arkansas State 0-2</p> <p>9/22/1989 N L 0-3 9/7/1990 H L 1-3</p> <hr/> <p>Auburn 23-19</p> <p>11/4/1978 N W 2-0 9/8/1990 H L 1-3 10/20/1991 H L 2-3 10/4/1992 A L 0-3 11/20/1992 H L 0-3 10/31/1993 H W 3-1 10/2/1994 H L 2-3 10/13/1995 A L 0-3 10/4/1996 H W 3-2 10/19/1997 A W 3-0 10/11/1998 H W 3-0 10/22/1999 A W 3-1 10/15/2000 A W 3-0 10/26/2001 H W 3-0 9/27/2002 H W 3-0 10/20/2002 A W 3-0 10/31/2003 A W 3-0 10/17/2004 A W 3-0 10/16/2005 A W 3-1 11/11/2005 H W 3-1 9/15/2006 H W 3-2 10/22/2006 A W 3-2 9/14/2007 H L 2-3 10/21/2007 A W 3-0 10/19/2008 A W 3-1 11/7/2008 H W 3-1 10/18/2009 A L 1-3 11/6/2009 H W 3-0 10/17/2010 H L 0-3 11/5/2010 A L 0-3 10/2/2011 A L 0-3 11/18/2011 H W 3-1 9/21/2012 A L 1-3 10/26/2012 H L 0-3 10/27/2013 H L 0-3</p>	<p>10/5/2014 A W 3-2 11/16/2014 H L 2-3 10/9/2015 H L 0-3 11/6/2015 A L 1-3 11/20/2016 A L 0-3 10/18/2017 A W 3-1 10/29/2017 H L 1-3</p> <hr/> <p>Ball State 2-0</p> <p>9/13/1986 H W 3-0 8/30/2003 N W 3-2</p> <hr/> <p>Baylor 0-1</p> <p>9/19/1992 N L 2-3</p> <hr/> <p>Benedict 1-0</p> <p>1976 — W 2-0</p> <hr/> <p>Berry 1-0</p> <p>11/4/1978 N W 2-0</p> <hr/> <p>Binghamton 2-0</p> <p>8/24/2007 N W 3-0 8/27/2016 N W 3-0</p> <hr/> <p>Boise State 2-0</p> <p>9/14/1996 N W 3-2 8/25/2006 N W 3-0</p> <hr/> <p>Boston College 3-0</p> <p>10/15/1988 N W 3-0 8/25/2007 N W 3-0 9/5/2008 N W 3-0</p> <hr/> <p>Bradley 0-1</p> <p>9/21/1990 N L 1-3</p> <hr/> <p>Buffalo 1-0</p> <p>9/9/2016 N W 3-0</p> <hr/> <p>BYU 0-1</p> <p>8/28/2010 N L 2-3</p> <hr/> <p>Campbell 2-0</p> <p>9/7/1991 N W 3-0 9/12/2014 A W 3-0</p> <hr/> <p>Catawba 1-0</p> <p>10/20/1978 N W 2-0</p> <hr/> <p>Catholic 0-1</p> <p>10/27/1979 N L 1-2</p> <hr/> <p>Charleston Southern 7-0</p> <p>10/2/1990 H W 3-0 9/28/1991 N W 3-0 9/11/1992 H W 3-0 9/11/1993 H W 3-0 9/2/1994 H W 3-0 9/1/1998 H W 3-0 9/19/2015 H W 3-1</p> <hr/> <p>Charlotte 10-0</p> <p>10/1/1982 H W 2-0 10/18/1983 H W 3-0 11/8/1983 A W 3-0 10/5/1988 H W 3-1 10/17/1989 A W 3-0 9/11/1990 H W 3-0 9/10/1991 A W 3-0 10/26/1993 H W 3-1 9/6/2005 H W 3-0 9/1/2006 N W 3-0</p> <hr/> <p>Chattanooga 3-0</p> <p>10/8/1983 N W 3-0 9/5/1998 H W 3-0 9/18/1998 A W 3-0</p>	<p>Cincinnati 4-5</p> <p>10/29/1983 A W 3-2 10/6/1984 H W 3-0 10/12/1985 A W 3-0 9/27/1986 H W 3-0 10/3/1987 A L 0-3 11/5/1988 H L 1-3 9/30/1989 A L 0-3 9/29/1990 H L 1-3 11/16/1990 N L 1-3</p> <hr/> <p>The Citadel 2-0</p> <p>9/26/2010 H W 3-1 9/20/2014 H W 3-0</p> <hr/> <p>Clemson 39-24</p> <p>10/7/1977 H W 2-0 10/18/1977 H W 2-0 9/26/1978 A W 2-0 11/11/1978 — W 3-0 10/17/1979 H W 2-0 11/10/1979 N L 0-3 9/19/1980 N W 2-0 10/7/1980 A W 3-2 10/20/1980 H L 1-2 11/8/1980 N L 0-3 9/12/1981 N L 0-2 10/27/1981 A L 1-3 11/7/1981 H L 1-2 11/13/1981 N L 1-3 11/14/1981 N W 3-0 9/21/1982 A L 1-3 10/2/1982 H L 0-2 10/9/1982 N L 0-2 11/3/1982 H L 0-2 10/8/1983 N W 3-0 10/12/1983 H W 3-0 11/4/1983 A W 3-1 9/14/1984 H W 3-0 10/2/1984 A W 3-1 9/25/1985 H W 3-0 10/23/1985 A W 3-0 9/16/1986 H W 3-0 10/14/1986 A W 3-1 9/23/1987 A W 3-1 10/28/1987 H W 3-0 9/21/1988 A W 3-0 10/26/1988 H W 3-1 9/2/1989 H W 3-2 10/19/1989 A L 1-3 8/31/1990 H W 3-1 9/1/1990 H W 3-1 9/18/1990 H W 3-0 9/17/1991 A L 1-3 10/20/1992 H L 2-3 9/22/1993 A L 0-3 11/8/1994 H L 0-3 10/24/1995 A W 3-0 9/18/1996 H W 3-0 9/23/1997 A L 0-3 9/16/1998 H W 3-0 9/28/1999 A L 2-3 9/13/2000 H W 3-0 10/10/2001 A W 3-1 9/10/2002 H W 3-2 9/9/2003 A L 1-3 9/7/2004 H W 3-0 9/13/2005 A L 0-3 8/31/2006 A W 3-2 9/12/2008 H W 3-2 8/28/2009 A W 3-2 9/3/2010 N L 0-3 9/9/2011 N L 0-3 9/7/2012 H W 3-0 9/6/2013 A L 2-3 9/5/2014 N L 1-3 9/4/2015 N W 3-1 9/4/2016 H W 3-1 9/16/2017 A W 3-0</p>	<p>Cleveland State 2-0</p> <p>9/17/1994 N W 3-0 9/15/1995 N W 3-0</p> <hr/> <p>Coastal Carolina 12-2</p> <p>1975 — W 2-0 1976 — W 2-0 1976 — W 2-0 9/1/1989 H W 3-0 9/1/1990 H W 3-0 9/12/1992 H W 3-1 9/10/1993 H W 3-0 9/5/1998 H W 3-0 9/9/2005 N W 3-0 9/4/2009 H W 3-0 10/16/2012 A W 3-0 10/30/2013 H W 3-2 10/21/2014 A L 0-3 9/22/2015 H L 1-3</p> <hr/> <p>Coker 1-0</p> <p>1976 — W 2-0</p> <hr/> <p>Charleston 30-14</p> <p>1975 — W 2-0 1975 — L 0-2 1976 — W 2-1 1976 — L 0-2 1976 — W 2-0 1976 — L 1-2 9/30/1978 — W 2-1 9/30/1978 — L 1-2 10/6/1978 H W 2-1 10/7/1978 H W 2-0 10/7/1978 H L 1-2 10/17/1978 — W 2-0 10/17/1979 H L 0-2 11/7/1979 A W 2-0 10/3/1980 H W 2-0 10/16/1980 H L 0-3 11/4/1980 A L 2-3 11/7/1981 H — — 10/1/1982 H W 2-0 10/19/1982 A L 2-3 11/3/1982 H L 1-2 10/4/1983 A W 3-0 10/19/1983 H W 3-0 10/30/1985 H W 3-2 9/24/1986 A W 3-0 10/14/1987 H W 3-1 11/12/1988 A W 3-0 9/19/1989 H W 3-1 8/31/1990 H W 3-0 10/30/1990 A W 3-0 9/7/1991 N W 3-2 9/24/1991 H W 3-1 10/7/1992 A W 3-1 9/11/1993 H W 3-1 10/20/1993 H L 2-3 9/3/1994 H W 3-0 9/22/1995 A W 3-0 10/22/1996 H W 3-0 9/15/2005 A L 0-3 11/22/2006 H L 1-3 9/12/2008 H W 3-0 9/29/2009 N W 3-2 9/4/2010 N L 2-3 9/10/2011 A W 3-2 8/26/2016 A W 3-0</p> <hr/> <p>Colorado 0-1</p> <p>9/15/1989 A L 0-3</p> <hr/> <p>Colorado State 0-1</p> <p>12/4/1998 N L 2-3</p> <hr/> <p>Columbia 2-0</p> <p>1976 — W 2-0 10/17/1978 — W 2-0</p>	<p>Concord 1-0</p> <p>10/20/1978 N W 2-0</p> <hr/> <p>Connecticut 1-0</p> <p>9/4/2004 N W 3-1</p> <hr/> <p>Converse 1-0</p> <p>1976 — W 2-0</p> <hr/> <p>Covenant 1-0</p> <p>11/3/1978 N W 2-0</p> <hr/> <p>Creighton 1-0</p> <p>9/7/2002 H W 3-0</p> <hr/> <p>Davidson 4-0</p> <p>9/12/1994 H W 3-0 9/4/1995 A W 3-0 9/30/1998 H W 3-0 9/2/2011 H W 3-0 9/16/2016 H W 3-0</p> <hr/> <p>Dayton 1-0</p> <p>8/29/2008 N W 3-0</p> <hr/> <p>Delaware 2-1</p> <p>10/27/1979 N W 2-0 12/2/1994 N W 3-1 8/25/2007 N L 0-3</p> <hr/> <p>Drexel 1-0</p> <p>9/22/1990 N W 3-1</p> <hr/> <p>Duke 8-10</p> <p>11/17/1978 N L 1-2 10/20/1979 N W 1-0 10/24/1980 N L 0-2 10/16/1982 N L 1-2 9/17/1983 H W 3-0 9/21/1984 N L 0-3 11/10/1984 A W 3-0 12/1/1984 A L 1-3 9/20/1985 N L 1-3 11/15/1985 A L 1-3 10/4/1986 H L 0-3 9/16/1988 A W 3-1 9/8/1989 H W 3-1 9/1/2000 H W 3-0 9/19/2003 H W 3-0 9/10/2004 A L 0-3 9/14/2013 A L 1-3 9/2/2017 A W 3-1</p> <hr/> <p>East Carolina 8-2</p> <p>1975 — L 1-2 10/6/1978 H W 2-0 10/7/1978 H W 2-0 10/7/1978 H W 2-0 10/21/1978 N W 2-1 10/5/1979 H L 1-2 10/27/1979 N W 2-0 10/3/1980 H W 2-0 11/12/1983 N W 3-0 9/18/2015 H W 3-0</p> <hr/> <p>East Tennessee State 4-3</p> <p>1975 — L 1-2 9/10/1982 N W 2-1 9/23/1983 N W 3-0 11/9/1991 H W 3-2 9/26/1992 H L 0-3 9/18/1993 A L 0-3 8/25/2012 H W 3-2</p> <hr/> <p>Eastern Illinois 0-1</p> <p>9/24/1982 N L 1-2</p> <hr/> <p>Eastern Kentucky 6-0</p> <p>10/4/1987 A W 3-2 9/17/1988 N W 3-2</p>
--	--	---	--	---	---

HISTORICAL HEAD-TO-HEAD RESULTS

9/6/1996 H W 3-0
 9/4/2009 H W 3-0
 9/19/2014 H W 3-2
 9/8/2017 H W 3-0

Eastern Michigan 1-1
 9/9/1989 H L 0-3
 9/13/1996 N W 3-0

Elon 2-0
 9/3/2011 H W 3-1
 9/13/2014 N W 3-0

Erksine 10-0
 1975 — W 2-0
 1975 — W 2-0
 1975 — W 2-1
 1976 — W 2-0
 1976 — W 2-0
 1976 — W 2-0
 10/3/1978 — W 2-0
 10/3/1978 — W 2-0
 10/6/1978 H W 2-0
 10/31/1978 — W 2-0

Flagler 1-0
 10/10/1980 N W 2-0

Florida 7-55
 9/5/1984 A W 3-0
 9/7/1985 N L 1-3
 9/14/1985 H L 2-3
 9/6/1986 N W 3-1
 10/18/1986 A W 3-0
 10/24/1987 A L 0-3
 11/7/1987 H L 1-3
 10/11/1988 H W 3-2
 11/4/1989 A L 0-3
 9/5/1990 H W 3-1
 10/18/1991 H L 1-3
 10/2/1992 A L 0-3
 11/22/1992 H L 0-3
 10/29/1993 H L 0-3
 11/11/1994 A L 0-3
 11/13/1994 H W 3-1
 11/19/1994 A L 0-3
 9/20/1995 H L 1-3
 10/29/1995 A L 0-3
 11/18/1995 N L 0-3
 11/1/1996 A L 0-3
 11/3/1996 H L 0-3
 10/31/1997 H L 1-3
 11/2/1997 A L 0-3
 10/2/1998 H L 1-3
 11/1/1998 A L 0-3
 10/15/1999 A L 0-3
 10/31/1999 H L 0-3
 10/8/2000 A L 1-3
 11/12/2000 H L 0-3
 9/21/2001 H L 2-3
 11/4/2001 A L 0-3
 10/27/2002 H L 0-3
 11/15/2002 A L 0-3
 10/26/2003 A L 0-3
 11/14/2003 H L 0-3
 10/24/2004 H L 0-3
 11/12/2004 A L 0-3
 11/19/2004 A L 0-3
 10/9/2005 A L 0-3
 10/28/2005 H L 0-3
 9/17/2006 H W 3-1
 10/20/2006 A L 0-3
 10/10/2007 A L 0-3
 10/31/2007 H L 0-3
 10/15/2008 A L 0-3
 11/26/2008 H L 2-3
 10/7/2009 H L 1-3
 11/27/2009 A L 0-3
 10/27/2010 A L 0-3
 11/26/2010 H L 0-3

10/19/2011 H L 0-3
 11/23/2011 A L 0-3
 9/28/2012 H L 1-3
 11/18/2012 A L 0-3
 11/13/2013 A L 0-3
 10/15/2014 H L 1-3
 11/26/2014 A L 0-3
 10/30/2015 H L 0-3
 10/9/2016 H L 0-3
 11/11/2016 A L 0-3
 10/27/2017 A L 0-3

Florida International 3-0
 11/14/1986 N W 3-0
 9/4/1999 N W 3-0
 8/30/2013 H W 3-0

Florida Southern 2-1
 10/13/1978 N W 2-1
 10/27/1978 N W 2-0
 10/8/1982 N L 0-2

Florida State 9-17
 10/22-23/1976 N L 1-2
 10/14-15/1977 A W 2-1
 1977 N W 2-1
 1977 N W 2-0
 10/13/1978 A L 0-2
 10/14/1978 A W 2-1
 9/21/1979 N L 0-2
 10/9/1981 A L 0-2
 10/7/1983 A L 0-3
 10/15/1983 N L 2-3
 11/19/1983 N L 2-3
 10/27/1984 H L 2-3
 11/17/1984 H W 3-0
 10/4/1985 A W 3-2
 11/24/1985 N L 1-3
 10/3/1986 H L 1-3
 11/22/1986 N L 1-3
 9/25/1987 A L 2-3
 11/20/1987 N L 1-3
 9/30/1988 H W 3-0
 11/19/1988 N L 0-3
 11/3/1989 A L 0-3
 10/6/1990 A L 0-3
 9/3/1999 A W 3-0
 9/2/2005 A W 3-1
 9/9/2006 H L 2-3

Florida Tech 0-2
 10/27/1978 N L 0-2
 10/28/1978 N L 0-2

Francis Marion 9-0
 1975 — W 2-0
 1975 — W 2-0
 1976 — W 2-0
 1976 — W 2-1
 10/31/1978 — W 2-0
 10/1/1982 H W 2-0
 10/27/1982 A W 3-1
 11/10/1982 H W 3-1
 9/27/1983 A W 3-0

Furman 5-2
 9/2/1989 H W 3-0
 9/11/1992 H W 3-2
 10/11/1994 H W 3-1
 9/10/2010 H W 3-0
 9/7/2013 N L 1-3
 9/6/2014 N L 2-3
 9/5/2015 A L 1-3
 9/3/2016 H W 3-0

Gardner-Webb 3-0
 9/2/2011 H W 3-0
 8/29/2014 H W 3-0
 9/17/2016 H W 3-0

George Mason 2-0
 9/19/1997 N W 3-0
 9/1/2012 A W 3-0

George Washington 5-2
 10/24/1980 N L 1-2
 9/20/1986 N W 3-0
 11/12/1988 H W 3-2
 9/23/1990 A L 1-3
 12/1/2000 N W 3-0
 9/20/2003 H W 3-2
 9/1/2007 N W 3-0

Georgetown 1-1
 10/26/1979 N L 0-2
 8/31/2002 N W 3-0

Georgia 21-49
 1975 — L 1-2
 10/22-23/1976 N L 1-2
 11/4/1978 N W 3-1
 10/5/1979 H L 1-2
 9/11/1981 H L 1-2
 10/3/1981 H L 1-2
 9/10/1982 N L 0-2
 10/16/1982 A L 1-2
 10/1/1983 H L 2-3
 9/28/1984 A L 0-3
 9/7/1985 N L 0-3
 10/5/1985 A L 0-3
 9/13/1986 H L 1-3
 10/21/1986 H L 0-3
 9/19/1987 A L 0-3
 9/14/1988 H L 1-3
 10/14/1988 A L 1-3
 11/10/1989 H L 0-3
 10/24/1991 A L 0-3
 11/6/1991 H L 0-3
 10/15/1992 A L 0-3
 10/29/1992 H L 0-3
 10/5/1993 H L 0-3
 11/9/1993 A L 0-3
 10/26/1993 N L 0-3
 10/16/1994 H L 1-3
 11/4/1994 A L 2-3
 9/24/1995 A L 1-3
 11/12/1995 H W 3-1
 10/18/1996 H W 3-0
 11/9/1996 A W 3-1
 9/26/1997 A W 3-1
 11/16/1997 H L 1-3
 11/13/1998 H L 2-3
 11/14/1998 A L 1-3
 11/4/1999 A L 0-3
 11/6/1999 H W 3-1
 10/6/2000 A W 3-1
 11/10/2000 H W 3-0
 11/18/2000 N L 2-3
 9/23/2001 H W 3-0
 11/2/2001 A W 3-0
 10/24/2002 H W 3-0
 11/17/2002 A W 3-1
 10/24/2003 A L 1-3
 11/16/2003 H L 1-3
 10/22/2004 H L 1-3
 11/14/2004 A L 0-3
 10/7/2005 A L 2-3
 10/30/2005 H L 2-3
 9/27/2006 A W 3-0
 11/15/2006 H W 3-0
 9/16/2007 H L 0-3
 10/19/2007 A L 2-3
 9/21/2008 H W 3-0
 10/24/2008 A L 2-3
 10/16/2009 A W 3-0
 11/8/2009 H L 0-3
 10/15/2010 H L 1-3
 11/7/2010 A L 0-3
 9/30/2011 A L 0-3
 11/20/2011 H W 3-1
 9/14/2012 H W 3-0

10/11/2013 H L 0-3
 11/10/2013 A L 0-3
 11/23/2014 A W 3-1
 10/14/2015 A W 3-0
 10/7/2016 A L 1-3
 11/6/2016 H W 3-0
 10/6/2017 H L 2-3

Georgia Southern 3-0
 9/29/1992 H W 3-0
 9/10/2016 A W 3-2
 9/15/2017 N W 3-0

Georgia State 1-1
 9/23/1989 N L 0-3
 11/6/1990 A W 3-0

Georgia Tech 4-1
 10/14/1989 H W 3-0
 11/5/1990 A W 3-1
 9/6/1991 N L 1-3
 9/10/1999 A W 3-2
 8/30/2014 H W 3-1

Harvard 1-0
 9/12/2009 N W 3-1

Hawaii 0-1
 10/9/1984 H L 0-3

High Point 2-2
 1975 — L 0-2
 10/9/1982 N W 2-1
 9/17/1982 N L 1-2
 8/31/2013 H W 3-0

Hofstra 2-0
 11/29/1995 A W 3-0
 8/31/2001 N W 3-0

Houston 1-2
 9/18/1987 N L 0-3
 11/12/1993 H L 0-3
 9/16/2005 N W 3-1

Illinois 0-2
 9/5/1986 N L 0-3
 8/28/2010 A L 0-3

Illinois-Chicago 1-0
 9/7/1996 H W 3-1

Illinois State 2-1
 9/24/1988 A L 2-3
 12/4/1997 N W 3-0
 9/8/2001 N W 3-0

Indiana 1-4
 9/26/1980 N L 0-2
 9/19/1987 N L 1-3
 9/16/1989 N L 0-3
 9/4/1999 N L 1-3
 9/13/2003 N W 3-2

Jacksonville 5-0
 10/28/1978 A W 2-0
 10/10/1981 N W 2-0
 10/5/1990 A W 3-1
 9/6/1991 N W 3-1
 8/30/2014 H W 3-1

James Madison 3-0
 9/23/1983 N W 3-0
 9/22/1984 N W 3-0
 9/21/1985 N W 3-0

Kansas State 1-1
 9/13/1996 A L 0-3
 9/20/1997 N W 3-2

Kent State 1-0
 9/25/1982 N W 2-0

Kentucky 18-35
 10/5/1979 H L 0-2
 9/25/1981 A L 0-2
 10/13/1985 A L 0-3
 11/3/1991 A L 0-3
 11/15/1991 H L 0-3
 11/13/1992 A L 0-3
 10/22/1993 H L 1-3
 11/7/1993 A L 0-3
 10/7/1994 A L 2-3
 10/30/1994 H W 3-0
 10/20/1995 H W 3-0
 11/5/1995 A W 3-2
 10/11/1996 A L 1-3
 11/17/1996 H W 3-0
 10/24/1997 H W 3-2
 11/9/1997 A W 3-1
 10/16/1998 A L 1-3
 11/8/1998 H W 3-1
 9/24/1999 H W 3-1
 11/14/1999 A L 2-3
 11/19/1999 N L 0-3
 9/29/2000 H W 3-0
 11/5/2000 A W 3-1
 10/5/2001 A W 3-1
 10/21/2001 H W 3-0
 9/20/2002 H W 3-0
 10/9/2002 A W 3-0
 10/8/2003 H W 3-2
 11/5/2003 A W 3-1
 10/1/2004 H L 2-3
 10/31/2004 A L 2-3
 10/23/2005 H L 1-3
 11/4/2005 A L 0-3
 10/8/2006 A L 0-3
 11/10/2006 H W 3-2
 10/7/2007 H L 1-3
 11/9/2007 A L 0-3
 10/12/2008 H L 0-3
 11/14/2008 A L 0-3
 10/4/2009 H L 2-3
 11/20/2009 A L 0-3
 9/19/2010 A L 1-3
 10/22/2010 H W 3-0
 9/25/2011 H L 1-3
 10/28/2011 A L 0-3
 11/4/2012 A L 0-3
 10/13/2013 H L 0-3
 11/8/2013 A L 0-3
 9/28/2014 H L 1-3
 9/25/2015 H L 0-3
 10/2/2016 H L 1-3
 10/21/2016 A L 0-3
 11/5/2017 A L 1-3

Louisiana Tech 2-1
 10/18/1984 A W 3-1
 9/19/1992 N L 2-3
 9/13/1997 N W 3-0

Louisville 6-7
 9/25/1982 N L 0-2
 10/28/1983 N W 3-2
 11/18/1983 A W 3-1
 10/5/1984 H L 1-3
 11/17/1984 H W 3-0
 10/11/1985 A L 1-3
 9/26/1986 H W 3-0
 10/2/1987 A W 3-2
 11/20/1987 N W 3-1
 11/4/1988 H L 0-3
 9/29/1989 A L 2-3
 11/17/1989 N L 0-3
 9/28/1990 H L 2-3

Loyola (Md.) 1-0
 8/26/2006 N W 3-0

LSU 15-24
 10/13/1991 A L 0-3
 10/23/1992 A L 0-3
 11/8/1992 H L 0-3
 10/17/1993 A L 0-3
 10/23/1994 A W 3-0
 10/1/1995 H L 1-3
 11/17/1995 A W 3-1
 10/25/1996 H W 3-1
 10/3/1997 H W 3-0
 10/23/1998 H W 3-1
 10/1/1999 A W 3-1
 9/22/2000 A W 3-0
 10/14/2001 H W 3-1
 10/6/2002 A W 3-1
 9/26/2003 A W 3-0
 10/19/2003 H L 1-3
 11/5/2004 H L 1-3
 9/23/2005 A L 2-3
 9/22/2006 A L 0-3
 10/29/2006 H L 1-3
 9/21/2007 A L 0-3
 10/28/2007 H W 3-2
 9/19/2008 H W 3-0
 10/26/2008 A L 2-3
 10/9/2009 A L 0-3
 11/15/2009 H L 0-3
 10/3/2010 H L 0-3
 11/19/2010 A L 0-3
 10/7/2011 H L 1-3
 11/13/2011 A L 2-3
 9/23/2012 H W 3-2
 10/7/2012 A L 0-3
 11/24/2013 H L 0-3
 10/31/2014 A L 1-3
 11/29/2014 H L 1-3
 9/27/2015 A L 0-3
 10/16/2016 A W 3-0
 10/28/2016 H W 3-1
 9/29/2017 H L 1-3

Lake City CC 1-0
 10/12/1979 N W 2-1

Lander 4-0
 1975 — W 2-0
 1976 — W 2-0
 1976 — W 2-0
 1976 — W 2-0

Liberty 2-0
 9/1/2000 H W 3-0
 9/13/2013 N W 3-0

Limestone 1-0
 1976 — W 2-0

Lipscomb 0-1
 9/11/2010 H L 0-3

Long Beach State 0-1
 9/14/2002 A L 1-3

Louisburg 1-0
 10/21/1978 N W 2-0

Louisiana-Lafayette 1-0
 9/12/1997 N W 3-0

Louisiana-Monroe 1-0
 9/6/1985 N W 3-1

Louisiana Tech 2-1
 10/18/1984 A W 3-1
 9/19/1992 N L 2-3
 9/13/1997 N W 3-0

Louisville 6-7
 9/25/1982 N L 0-2
 10/28/1983 N W 3-2
 11/18/1983 A W 3-1
 10/5/1984 H L 1-3
 11/17/1984 H W 3-0
 10/11/1985 A L 1-3
 9/26/1986 H W 3-0
 10/2/1987 A W 3-2
 11/20/1987 N W 3-1
 11/4/1988 H L 0-3
 9/29/1989 A L 2-3
 11/17/1989 N L 0-3
 9/28/1990 H L 2-3

Loyola (Md.) 1-0
 8/26/2006 N W 3-0

LSU 15-24
 10/13/1991 A L 0-3
 10/23/1992 A L 0-3
 11/8/1992 H L 0-3
 10/17/1993 A L 0-3
 10/23/1994 A W 3-0
 10/1/1995 H L 1-3
 11/17/1995 A W 3-1
 10/25/1996 H W 3-1
 10/3/1997 H W 3-0
 10/23/1998 H W 3-1
 10/1/1999 A W 3-1
 9/22/2000 A W 3-0
 10/14/2001 H W 3-1
 10/6/2002 A W 3-1
 9/26/2003 A W 3-0
 10/19/2003 H L 1-3
 11/5/2004 H L 1-3
 9/23/2005 A L 2-3
 9/22/2006 A L 0-3
 10/29/2006 H L 1-3
 9/21/2007 A L 0-3
 10/28/2007 H W 3-2
 9/19/2008 H W 3-0
 10/26/2008 A L 2-3
 10/9/2009 A L 0-3
 11/15/2009 H L 0-3
 10/3/2010 H L 0-3
 11/19/2010 A L 0-3
 10/7/2011 H L 1-3
 11/13/2011 A L 2-3
 9/23/2012 H W 3-2
 10/7/2012 A L 0-3
 11/24/2013 H L 0-3
 10/31/2014 A L 1-3
 11/29/2014 H L 1-3
 9/27/2015 A L 0-3
 10/16/2016 A W 3-0
 10/28/2016 H W 3-1
 9/29/2017 H L 1-3

Mars Hill 1-0
 9/10/1982 N W 2-1

Marshall 1-0
 9/4/2004 N W 3-0

HISTORICAL HEAD-TO-HEAD RESULTS

Maryland 2-5
 10/24/1980 A L 1-2
 10/22/1982 A W 2-0
 11/10/1984 N W 3-1
 9/22/1990 A L 1-3
 9/16/1995 N L 2-3
 9/19/1997 A L 1-3
 9/1/2007 N L 2-3

Memphis 7-4
 10/4/1980 H W 2-1
 9/26/1981 N L 1-2
 10/14/1983 N W 3-2
 11/2/1984 A W 3-1
 10/25/1985 H W 3-1
 10/31/1986 A W 3-0
 11/22/1986 N W 3-2
 10/9/1987 H L 1-3
 10/28/1988 A W 3-1
 10/7/1989 H L 1-3
 11/2/1990 H L 0-3

Mercer 5-0
 9/15/1990 N W 3-0
 9/28/1991 N W 3-0
 9/4/1993 H W 3-0
 9/3/2005 N W 3-0
 8/25/2017 H W 3-0

Miami (Fla.) 1-3
 10/27/1978 N W 2-0
 10/12/1979 N L 0-2
 9/19/1980 N L 1-2
 10/17/1981 N L 0-2

Miami (Ohio) 3-1
 12/2/1994 N W 3-0
 9/15/2000 H W 3-0
 9/8/2001 A W 3-0
 9/8/2017 H L 2-3

Miami-Dade South 2-2
 10/14/1978 N L 0-2
 10/28/1978 N W 2-1
 10/10/1980 N L 0-2
 9/24/1983 N W 3-0

Michigan 0-3
 9/17/1999 H L 2-3
 9/9/2000 A L 0-3
 9/11/2015 A L 0-3

Michigan State 1-4
 9/5/1986 N L 1-3
 9/16/1995 A L 0-3
 8/31/2002 A L 1-3
 9/5/2003 H L 1-3
 9/18/2004 H W 3-2

Middle Tennessee 0-1
 8/27/2010 N L 0-3

Minnesota 2-1
 10/8/1982 N L 0-2
 9/7/1984 N W 3-2
 9/8/1984 N W 3-1

Mississippi 27-20
 10/17/1987 N W 3-0
 10/29/1988 A W 3-0
 9/14/1990 N L 1-3
 10/11/1991 A L 0-3
 11/29/1991 N L 1-3
 10/25/1992 A L 2-3
 11/6/1992 H L 2-3
 11/27/1992 N L 1-3
 10/15/1993 A W 3-1
 11/26/1993 N W 3-1
 9/23/1994 A W 3-0
 10/6/1995 H W 3-0

9/29/1996 A W 3-1
 11/22/1996 H W 3-2
 10/12/1997 H W 3-1
 11/21/1997 N W 3-0
 9/27/1998 A W 3-1
 10/8/1999 H W 3-0
 10/20/2000 H W 3-0
 9/30/2001 A W 3-0
 11/1/2002 H W 3-0
 10/3/2003 H W 3-0
 9/26/2004 H W 3-0
 10/8/2004 A W 3-1
 10/2/2005 H W 3-0
 10/13/2006 H W 3-1
 11/5/2006 A L 0-3
 9/23/2007 A L 1-3
 10/26/2007 H L 1-3
 9/26/2008 A L 1-3
 11/2/2008 H W 3-1
 9/20/2009 A W 3-0
 10/23/2009 H W 3-0
 9/24/2010 H L 0-3
 10/31/2010 A L 1-3
 10/16/2011 A W 3-1
 11/4/2011 H L 0-3
 9/30/2012 H L 0-3
 10/21/2012 A L 0-3
 10/20/2013 A W 3-1
 9/26/2014 H W 3-2
 11/2/2014 A L 0-3
 10/2/2015 A L 1-3
 11/1/2015 H W 3-0
 11/25/2016 A L 0-3
 10/15/2017 H L 0-3
 11/22/2017 A L 1-3

Mississippi State 33-13
 10/22-23/1976 N L 1-2
 10/27/1978 N W 2-1
 9/30/1983 H W 3-0
 10/6/1991 H L 0-3
 11/22/1991 A L 1-3
 10/9/1992 H W 3-2
 10/3/1993 H W 3-0
 11/20/1993 A L 2-3
 9/25/1994 A L 2-3
 11/18/1994 N W 3-0
 10/8/1995 H W 3-0
 11/17/1995 N W 3-0
 9/27/1996 A W 3-1
 10/10/1997 H W 3-0
 9/25/1998 A W 3-1
 11/20/1998 N W 3-0
 10/10/1999 H W 3-1
 10/22/2000 H W 3-1
 9/28/2001 A W 3-0
 11/3/2002 H W 3-0
 10/5/2003 H W 3-0
 9/24/2004 H L 0-3
 10/10/2004 A W 3-0
 9/30/2005 H W 3-1
 10/15/2006 H L 2-3
 11/3/2006 A L 0-3
 9/30/2007 A W 3-1
 11/16/2007 H W 3-0
 10/3/2008 A W 3-0
 11/23/2008 H W 3-0
 9/27/2009 H W 3-0
 10/30/2009 A L 1-3
 10/8/2010 A W 3-2
 11/13/2010 H W 3-2
 9/18/2011 A L 2-3
 10/21/2011 H W 3-0
 10/19/2012 A W 3-0
 11/9/2012 H W 3-0
 10/18/2013 A L 0-3
 10/3/2014 A W 3-0
 10/24/2014 H W 3-1
 10/4/2015 A L 2-3
 11/20/2015 H W 3-0

11/4/2016 A W 3-2
 9/22/2017 A W 3-2
 11/24/2017 H L 1-3

Miss. Univ. for Women 0-2
 9/21/1979 N L 0-2
 9/19/1980 N L 0-2

Missouri 2-7
 11/2/2012 A L 0-3
 9/27/2013 A L 0-3
 11/17/2013 H L 0-3
 10/26/2014 H W 3-1
 11/27/2015 A L 0-3
 9/21/2016 A L 0-3
 11/13/2016 H W 3-1
 11/8/2017 H L 2-3

Missouri State 1-0
 9/4/1998 H W 3-2

Montana 1-0
 8/26/2011 N W 3-0

Morehead State 3-3
 10/2/1981 H W 2-0
 9/24/1982 N L 1-2
 10/9/1982 N L 0-2
 10/1/1983 H W 3-0
 11/3/1984 A W 3-0
 9/17/1988 N L 0-3

Murray State 1-0
 9/18/1998 N W 3-0

Navy 1-0
 9/2/2012 N W 3-0

Nebraska 0-1
 12/3/2000 A L 2-3

New Mexico 1-1
 9/28/1985 N L 0-3
 9/8/2000 N W 3-2

New Orleans 3-0
 10/13/1978 N W 2-1
 10/8/1988 A W 3-0
 9/8/1995 N W 3-1

Nicholls State 3-0
 10/25/1990 A W 3-1
 9/5/1992 H W 3-0
 9/16/1994 N W 3-2

Niagara 1-0
 9/2/2012 N W 3-1

Norfolk State 1-0
 9/19/2014 H W 3-0

North Carolina 7-17
 10/29-30/1976 N L 1-2
 10/15/1977 N L 0-2
 11/18-19/1977 N L 0-2
 11/18-19/1977 N L 0-1
 10/14/1978 N W 2-0
 11/17/1978 N L 0-2
 9/26/1980 N L 0-2
 10/3/1980 H L 0-2
 10/9/1981 N L 0-2
 10/8/1982 N L 0-2
 10/7/1983 N W 3-2
 11/9/1984 A W 3-1
 9/14/1985 H L 1-3
 9/21/1985 N L 0-3
 11/14/1987 A L 0-3
 10/19/1988 H W 3-2
 9/7/1990 H L 2-3
 11/24/2001 H W 3-1

11/29/2001 A L 1-3
 12/6/2002 A L 1-3
 9/7/2003 H W 3-1
 11/29/2003 A L 0-3
 11/27/2004 H L 1-3
 9/10/2005 A W 3-1

North Carolina Central 1-0
 8/29/2015 H W 3-0

North Carolina State 11-11
 1975 — L 0-2
 1976 — L 1-2
 10/5/1979 H L 0-2
 10/4/1980 H L 0-2
 10/1/1982 H L 0-2
 10/2/1982 H L 0-2
 9/23/1983 A W 3-0
 10/1/1983 H W 3-1
 9/22/1984 A W 3-0
 10/26/1984 H W 3-0
 9/20/1985 A W 3-2
 11/1/1985 H W 3-0
 9/12/1986 H L 2-3
 11/7/1986 A W 3-2
 9/11/1987 H W 3-2
 11/13/1987 A L 0-3
 9/9/1988 H L 1-3
 11/12/1989 H W 3-0
 11/9/1990 H W 3-1
 9/14/1991 A L 0-3
 9/6/1997 H W 3-0
 8/29/2015 H L 0-3

North Carolina A&T 1-0
 9/1/1999 H W 3-0

North Florida 2-0
 9/13/2014 N W 3-1
 8/26/2017 H W 3-0

Northern Illinois 1-2
 12/3/1994 N L 0-3
 9/8/2000 N L 2-3
 9/11/2004 N W 3-1

Northern Iowa 0-1
 8/29/2003 N L 0-3

Northern Kentucky 0-3
 11/17/1978 N L 0-2
 10/20/1979 N L 1-3
 9/26/1980 N L 0-2

Northwestern 0-2
 9/26/1981 N L 0-2
 9/8/2017 N L 1-3

Notre Dame 2-1
 8/31/1996 A L 0-3
 9/14/2003 A W 3-1
 9/19/2004 H W 3-1

Oakland 1-0
 8/30/2002 N W 3-0

Ohio 1-0
 9/5/1992 H W 3-1

Oklahoma 3-2
 9/9/1994 A L 2-3
 9/6/1996 H L 1-3
 8/29/1997 H W 3-0
 9/11/1998 A W 3-0
 9/12/1998 A W 3-1

Oral Roberts 3-1
 11/1/1986 N L 1-3
 9/2/1994 H W 3-0
 9/3/1994 H W 3-0

9/22/2002 H W 3-0

Pacific 1-1
 9/12/1998 N L 0-3
 9/7/2002 H W 3-0

Pennsylvania 3-1
 9/21/1985 N L 2-3
 9/19/1986 N W 3-0
 10/17/1986 N W 3-1
 9/16/1988 N W 3-1

Pepperdine 0-1
 9/16/1989 N L 0-3

Pittsburgh 1-3
 10/27/1979 N L 0-2
 10/25/1980 N L 1-2
 9/2/2005 N W 3-1
 9/11/2015 N L 1-3

Presbyterian 1-0
 9/21/2013 H W 3-0

Princeton 1-0
 10/27/1979 N W 2-0

Providence 0-2
 11/9/1984 N L 0-3
 9/28/1985 N L 1-3

Purdue 2-1
 9/10/1994 N W 3-2
 9/7/2001 N W 3-0
 9/10/2005 N L 0-3

Radford 0-1
 9/9/2017 H L 2-3

Rhode Island 2-2
 10/22/1982 N L 1-2
 9/27/1985 A L 2-3
 11/6/1987 H W 3-0
 9/5/2008 A W 3-2

Rice 3-2
 9/13/1985 H W 3-1
 10/18/1986 N L 1-3
 9/5/1987 A L 0-3
 9/7/2007 H W 3-1
 9/11/2009 A W 3-2

Robert Morris 1-0
 9/21/2013 H W 3-1

Rutgers 3-0
 11/16/1985 N W 3-0
 11/10/1990 H W 3-1
 9/16/2000 H W 3-0

Sam Houston State 1-1
 9/15/1991 H L 0-3
 9/16/2000 H W 3-0

Samford 1-0
 10/26/1991 N W 3-0

San Diego 1-2
 9/5/1987 N W 3-2
 12/3/1994 N L 1-3
 9/13/2002 N L 0-3

Santa Clara 1-1
 9/1/2001 N W 3-0
 9/18/2003 H L 2-3

School of Craft CC 0-1
 9/25/1982 N L 1-2

Seton Hall 0-1
 9/13/1991 N L 2-3

Shorter 0-1
 1975 — L 1-2

South Alabama 2-1
 10/16/1982 N L 0-2
 10/29/1988 N W 3-0
 10/26/1991 N W 3-0

South Carolina State 4-0
 10/23/2008 H W 3-0
 11/13/2009 A W 3-0
 9/10/2010 H W 3-0
 8/30/2013 H W 3-0

Southeast Mo. State 0-2
 11/9/1991 H L 1-3
 9/17/1993 N L 0-3

Southeastern Louisiana 1-0
 8/28/2015 H W 3-0

Southern California 0-2
 8/30/2003 A L 0-3
 9/8/2006 H L 0-3

Southern Illinois 0-2
 9/6/1985 N L 1-3
 9/26/1992 H L 1-3

Southern Miss 10-0
 10/15/1983 A W 3-0
 10/19/1984 A W 3-1
 11/3/1985 H W 3-0
 11/23/1985 A W 3-2
 10/30/1986 A W 3-0
 11/21/1986 N W 3-0
 10/22/1987 H W 3-0
 10/7/1988 A W 3-0
 10/14/1989 H W 3-0
 10/27/1990 A W 3-2

St. Andrews 1-0
 1975 — W 2-1

St. John's 0-1
 9/8/2006 H L 2-3

Stetson 2-0
 9/7/1984 N W 3-0
 9/12/1986 H W 3-0

Stony Brook 2-0
 9/6/2008 N W 3-0
 8/27/2011 N W 3-1

TCU 0-1
 8/25/2006 A L 2-3

Temple 2-1
 10/22/1982 N L 0-2
 8/27/2011 A W 3-0
 8/24/2012 H W 3-0

Tennessee 31-37
 1974 N L 0-2
 10/22-23/1976 N W 2-1
 10/13/1978 N L 0-2
 10/14/1978 N W 2-0
 10/12/1979 N L 0-2
 10/20/1979 A L 1-2
 10/3/1980 H L 1-2
 10/4/1980 H L 0-2
 10/11/1980 N L 0-2
 10/3/1981 H W 2-1
 11/12/1981 A L 1-2
 11/13/1981 A L 1-2
 11/4/1984 A L 0-3

HISTORICAL HEAD-TO-HEAD RESULTS

11/8/1986	N	L	0-3
10/16/1987	A	L	2-3
9/24/1988	N	L	0-3
11/1/1991	A	L	0-3
11/17/1991	H	W	3-1
11/15/1992	A	L	0-3
10/24/1993	H	L	1-3
11/5/1993	A	L	0-3
10/14/1994	H	W	3-1
11/6/1994	A	W	3-1
10/22/1995	H	W	3-1
11/3/1995	A	W	3-0
10/13/1996	A	W	3-0
11/15/1996	H	W	3-0
10/26/1997	H	W	3-0
11/7/1997	A	W	3-0
10/18/1998	A	W	3-0
11/6/1998	H	W	3-1
9/26/1999	H	W	3-1
11/12/1999	A	W	3-1
10/1/2000	H	W	3-0
11/3/2000	A	W	3-0
10/7/2001	A	L	0-3
10/19/2001	H	W	3-1
11/17/2001	A	W	3-2
10/13/2002	H	W	3-2
11/8/2002	A	W	3-0
10/10/2003	A	L	1-3
11/9/2003	H	L	1-3
9/29/2004	H	L	0-3
10/27/2004	A	L	1-3
10/26/2005	H	L	1-3
11/9/2005	A	L	0-3
10/6/2006	A	L	1-3
11/12/2006	H	W	3-1
10/5/2007	H	W	3-1
11/11/2007	A	L	2-3
10/10/2008	H	W	3-0
11/16/2008	A	L	2-3
10/2/2009	H	L	1-3
11/22/2009	A	L	0-3
9/17/2010	A	L	1-3
10/24/2010	H	L	0-3
9/23/2011	H	L	1-3
10/30/2011	A	L	0-3
9/23/2012	A	L	1-3
11/11/2012	H	L	0-3
9/29/2013	A	W	3-1
10/25/2013	H	L	0-3
11/19/2014	A	W	3-2
10/18/2015	A	L	3-2
11/11/2015	H	W	3-0
9/28/2016	H	W	3-2
10/1/2017	H	W	3-1
11/3/2017	A	W	3-1

Tennessee-Martin	2-0
9/26/1980	N W 2-0
8/27/2016	N W 3-0

Tennessee State	1-0
9/1/2006	N W 3-1

Tennessee Tech	3-0
10/20/1979	N W 2-1
9/30/1983	H W 3-1
10/17/1994	H W 3-0

Texas	0-1
12/5/1997	A L 0-3

Texas A&M	1-10
10/10/1993	H L 0-3
12/3/1995	A L 0-3
10/5/2012	A L 0-3
10/28/2012	H L 0-3
10/6/2013	H W 3-1
11/27/2013	A L 0-3
10/19/2014	H L 2-3
10/11/2015	H L 2-3

10/14/2016	A	L	0-3
10/30/2016	H	L	0-3
11/19/2017	A	L	0-3

Texas A&M-CC 1-0			
8/26/2006	N	W	3-0

Texas-San Antonio	0-1		
9/17/1992	A	L	0-3

Texas State	0-2		
11/11/1988	H	L	2-3
9/18/1992	A	L	0-3

Texas Tech	1-2		
9/13/1997	A	W	3-1
9/2/2000	H	L	0-3
9/16/2017	N	L	1-3

Toledo	1-0		
8/30/1996	N	W	3-2

Towson	1-0		
9/11/2004	N	W	3-0

Troy	3-0		
9/19/1998	N	W	3-0
9/7/2007	H	W	3-0
8/26/2017	H	W	3-0

Tulane	6-2		
10/16/1981	N	L	0-2
10/14/1983	N	W	3-0
10/20/1984	A	W	3-0
11/16/1984	H	W	3-1
9/4/1987	N	L	2-3
10/15/1988	N	W	3-1
10/13/1989	H	W	3-1
10/26/1990	A	W	3-1

Tulsa	1-0		
11/3/1984	A	W	3-0

UAB	8-1		
10/10/1981	N	W	2-0
9/8/1984	N	W	3-1
11/13/1988	H	W	3-0
9/22/1989	A	W	3-1
11/9/1990	H	W	3-1
10/25/1991	A	L	0-3
9/10/1994	N	W	3-1
9/2/1995	H	W	3-0
9/8/2012	H	W	3-1

UCF	8-3		
9/21/1979	N	L	0-2
10/10/1980	N	L	0-2
9/25/1981	N	L	0-2
10/8/1982	N	W	2-1
9/8/1984	A	W	3-0
10/27/1984	H	W	3-0
9/6/1986	A	W	3-0
9/25/1992	H	W	3-2
9/15/1994	A	W	3-1
8/31/1996	N	W	3-2
11/7/1996	H	W	3-0

UC Santa Barbara	0-1		
9/11/1999	N	L	0-3

UMKC	1-0		
9/14/1996	N	W	3-0

UNC Asheville	3-0		
9/25/1993	H	W	3-1
9/3/2011	H	W	3-0
8/25/2012	H	W	3-0

UNC Greensboro	2-0		
9/6/1995	H	W	3-0

9/5/2009	H	W	3-0
UNC Wilmington	0-1		
9/1/2017	N	L	1-3

USF	3-5		
10/7/1983	N	W	3-0
9/8/1984	N	W	3-0
9/7/1985	A	L	0-3
10/24/1987	N	L	2-3
11/11/1989	H	W	3-0
10/7/1990	N	L	0-3
11/8/1991	H	L	0-3
9/17/1994	A	L	1-3

Utah	0-1		
9/12/2003	N	L	0-3

Utah State	1-0		
9/13/2013	N	W	3-1

Valdosta State	2-0		
10/22-23/1976	N	W	2-0
11/3/1978	N	W	2-0

Virginia	4-0		
11/4/1983	N	W	2-0
11/16/1985	N	W	3-0
9/4/1987	N	W	3-0
9/19/1999	H	W	3-0

VCU	2-0		
9/20/1986	N	W	3-0
8/25/2007	N	W	3-0

Virginia Tech	13-1		
10/2/1981	H	W	2-0
10/28/1983	N	W	3-0
11/18/1983	N	W	3-0
10/13/1984	H	W	3-0
10/19/1985	A	W	3-1
11/23/1985	N	W	3-1
10/11/1986	H	W	3-0
10/31/1987	A	W	3-0
10/21/1988	H	W	3-0
11/18/1988	N	W	3-0
10/28/1989	A	W	3-0
10/13/1990	H	W	3-1
9/18/1993	N	L	2-3
9/11/1999	N	W	3-0

Wake Forest	3-2		
10/29-30/1976	N	L	1-2
11/11/1983	A	W	3-0
11/11/2001	H	W	3-0
9/3/2004	A	L	1-3
9/9/2016	N	W	3-2

Washington	0-1		
11/28/1998	N	L	0-3

Washington State	1-1		
9/23/1988	N	W	3-2
11/27/1998	N	L	0-3

West Georgia	2-0		
1975	—	W	2-0
11/3/1978	A	W	2-0

West Virginia	5-1		
10/24/1980	N	W	2-1
10/22/1982	N	W	2-1
11/12/1983	N	W	3-0
11/15/1986	N	W	3-0
9/10/1988	H	L	1-3
9/1/2012	N	W	3-0

Western Carolina	11-0		
10/29-30/1976	N	W	2-0
10/2/1982	H	W	2-1

9/24/1983	N	W	3-0
9/21/1984	N	W	3-0
9/19/1986	N	W	3-1
9/12/1987	H	W	3-0
9/9/1988	H	W	3-0
9/4/1992	H	W	3-0
9/3/1993	H	W	3-1
9/2/2006	N	W	3-0
9/20/2013	H	W	3-0

Western Kentucky	3-1		
9/13/1985	H	W	3-0
10/25/1991	N	L	0-3
9/25/1993	H	W	3-1
9/5/1997	H	W	3-0

Western Michigan	0-1		
9/12/2015	N	L	1-3

William & Mary	1-4		
9/10/1988	H	L	1-3
9/9/1989	H	L	0-3
9/8/1990	H	L	0-3
9/13/1991	N	L	0-3
9/17/2016	H	W	3-1

Winthrop	22-15		
1975	—	L	0-2
1975	—	L	1-2
1975	—	L	0-2
1976	—	L	1-2
1976	—	L	0-2
1976	—	L	0-2
1976	—	L	1-2
1976	—	L	0-2
10/29-30/1976	N	W	2-0
9/26/1978	—	L	1-2
10/21/1978	N	W	2-0
11/7/1979	N	L	1-2
9/16/1980	A	L	1-3
11/7/1981	H	W	2-0
9/17/1982	A	L	0-2
10/20/1982	H	L	0-3
9/30/1986	H	W	3-0
9/9/1987	H	W	3-1
9/7/1988	H	W	3-0
9/1/1989	H	W	3-0
10/24/1989	H	W	3-0
9/1/1990	H	W	3-0
10/23/1990	H	W	3-0
9/27/1991	A	W	3-1
9/12/1992	H	W	3-0
9/11/1993	H	W	3-1
9/23/1998	H	W	3-0
11/26/2005	H	W	3-0
9/13/2008	H	W	3-0
8/29/2009	N	W	3-1
9/4/2010	A	L	1-3
9/10/2011	N	W	3-0
9/8/2012	H	W	3-0
9/7/2013	N	L	2-3
9/6/2014	A	W	3-0
9/5/2015	N	W	3-2
9/3/2016	H	W	3-0

Wichita State	0-1		
9/12/2009	N	L	1-3

Wofford	1-0		
9/19/2015	H	W	3-0

Xavier	2-0		
9/1/1995	H	W	3-0
9/2/2000	H	W	3-1

THE CAROLINA VOLLEYBALL CENTER

The Gamecock volleyball program moved into its current facility in January 1996. Completed at a cost of \$4.6 million, the Carolina Volleyball Center has also served as a practice venue for both the men's and women's basketball programs.

In addition to the 1,600-seat gymnasium, the facility includes offices for the volleyball and women's basketball staffs. In October of 2011, the volleyball staff received new offices lining the Park Street side, while the team gained a film room and lounge in the space that was once the Frank McGuire Room. The volleyball team's locker, athletic training and weight rooms are located in the Carolina Coliseum, which is adjacent to the CVC and connected via an underground tunnel that was renovated prior to the 2017 season.

Since first competing at the CVC in 1996, the Gamecocks have a 190-111 (.631) record. South Carolina has posted an 95-94 mark in SEC contests at the CVC, which comes out to a .503 winning percentage.

The Gamecocks drew the largest crowd in the gym's history on Sept. 4, 2016, when the team's match against rival Clemson was witnessed by a standing-room-only crowd of 2,041.

During the 2017 season, South Carolina welcomed in three of the top six crowds in the CVC's history and averaged 1,293 fans per game.



GAMECOCKS AT THE CAROLINA VOLLEYBALL CENTER

YEAR	SEC			OVERALL			TOP CROWD (OPP)
	W	L	PCT	W	L	PCT.	
1996	5	1	.833	11	3	.786	1,284 (Clemson)
1997	6	2	.750	9	3	.750	1,203 (Florida)
1998	5	3	.625	12	3	.800	1,380 (Clemson)
1999	5	1	.833	7	2	.778	894 (Florida)
2000	5	1	.833	15	2	.882	1,582 (Florida)
2001	6	2	.750	9	2	.818	1,793 (Florida)
2002	7	1	.875	12	1	.923	1,276 (Florida)
2003	3	5	.375	5	7	.417	1,024 (Florida)
2004	2	6	.250	5	7	.417	787 (Florida)
2005	4	4	.500	6	4	.600	793 (Alabama)
2006	6	4	.600	6	8	.429	881 (Southern Calif.)
2007	5	5	.500	8	5	.615	812 (Tennessee)
2008	8	2	.800	12	2	.857	1,032 (Clemson)
2009	3	7	.300	6	7	.462	1,007 (Tennessee)
2010	3	7	.300	6	8	.429	741 (Mississippi)
2011	4	6	.400	8	6	.571	1,068 (Tennessee)
2012	4	6	.400	11	6	.647	1,512 (Clemson)
2013	1	8	.111	8	8	.500	1,430 (Texas A&M)
2014	3	6	.333	9	6	.600	1,807 (Ole Miss)
2015	4	5	.444	9	7	.563	1,554 (N.C. State)
2016	4	5	.444	10	5	.667	2,041 (Clemson)
2017	2	7	.222	6	9	.400	1,925 (Mercer)
TOTAL	95	94	.503	190	111	.631	

TOP 10 HOME CROWDS

RANK	CROWD	OPPONENT (DATE)	SCORE	W/L
1.	2,041	Clemson (9/4/2016)	3-1	W
2.	1,925	Mercer (8/25/2017)	3-0	W
3.	1,820	Miami (Ohio) (9/8/17)	3-2	L
4.	1,819	Tennessee (9/28/2016)	3-2	W
5.	1,807	Ole Miss (9/26/2014)	3-2	W
6.	1,804	North Florida (8/26/2017)	3-0	W
7.	1,802	Radford (9/9/2017)	3-2	L
8.	1,793	Florida (9/21/2001)	2-3	L
9.	1,743	Kentucky (10/2/2016)	1-3	L
10.	1,711	Gardner-Webb (8/29/2014)	3-0	W

Note: In 2004, South Carolina hosted Clemson in front of 1,965 fans, however, the match was played at Colonial Life Arena.

GAMECOCK RECORDS AT THE CAROLINA VOLLEYBALL CENTER (Team First, Individual Second)

Kills	Player	Opponent	Date
86	_____	Arkansas	11/23/1996
36	Shonda Cole	Auburn	9/15/2006
Attacks	Player	Opponent	Date
234	_____	Arkansas	11/2/2007
73	Shonda Cole	Tennessee	11/12/2006
Hitting Pct.	Player	Opponent	Date
.587	_____	SC State	10/23/2008
.846	Mikayla Robinson	Mercer	8/25/2017
Assists	Player	Opponent	Date
80	_____	Arkansas	11/2/2007
70	Ashley Edlund	Alabama	10/6/1996
Aces	Player	Opponent	Date
16, 5x	_____	Alabama, last	9/29/2002
8, 2x	Megan Hosp, last	Creighton	9/7/2002
Digs	Player	Opponent	Date
114	_____	Mississippi State	11/13/2010
38	Hannah Lawing	Mississippi State	11/13/2010
Block Solos	Player	Opponent	Date
12	_____	Illinois-Chicago	9/7/1996
5	Teresa Stenlund	Lipscomb	9/11/2010
Block Assists	Player	Opponent	Date
34	_____	Eastern Kentucky	9/19/2014
11, 2x	Jacqy Angermiller, last	Eastern Kentucky	9/19/2014
Total Blocks	Player	Opponent	Date
20.0	_____	St. John's	9/8/2006
13	Crystal Johnson	St. John's	9/8/2006

ALL-TIME NUMERICAL ROSTER



Debra Woods 1974
 Maureen Ahern 1979
 Debbie McClure 1981-82
 Blaine Dougherty 1988
 Stacy Thompson 1989
 Tammy Correll 1990
 Cary Beeson 1992-95
 Kathryn Stephenson 1996
 Crystal Moore 1997-1999
 Amy Pratt 2000
 Yajaira Cadet 2001-02
 Katelyn Panzau 2003-04
 Carolyn Rivers 2005
Ivana Kujundzic 2006-09
 Paige Wheeler 2010-12
 Helen Récorde 2013
 Madison Borowski 2015
 Claire Edwards 2017



Shay Kelly 1974
 Theresa Green 1979-82
 Leisel Rhodes 1986
 Tammy Corell 1987-90
 Katie Gerst 1992
 Nickie Richmond 1994
 Stacy Donham 1995-97
 Amy Brenson 2002
Iris Santos 2003-06
 Lisa Shelley 2007
 Lindsey Roy 2008-09
 Lexie Pawlik 2011-12
 Erin Neuenfeldt 2013
 Joely Cabrera 2015-16



Lee Branch 1975
 Lou-Ann Call 1981
 Patty Butler 1986
 Tami Rose 1987
 Amy Skidmore 1988
 Lee Anne Pieper 1990-91
Shani Abshier 1994-97
 Andy Filbeck 1998
 Julie Neiser 1999-2000
 Nicole Miller 2002
 Crystal Johnson 2003-06
 Dani Bedore 2007
 Bridget Denson-Dorman 2008-09
 Kellie Schmidt 2010-11
 Dessaa Legros 2013-14-15-16
 Jess Vastine 2017




Jane McDowell 1974
 Beth Coblentz 1979
 Gloria Mack 1980
 Mary Colson 1981
 Patricia Little 1982
 Colleen McKenzie 1986-88
 Caryn Case 1989-91
 Katie Gerst 1993-94
 Elizabeth Price 1998
 Liz Price 1999-2001
 Andie Evans 2004-05
 Sarah Cline 2006-09
Darian Dozier 2012-15
 Claire Edwards 2016



Midge Cloer 1974
 Mary Lee Ladue 1980-82
 Diana Denton 1986-88
 Tina Grutsch 1989-92
 Kelly Morrow 1993
 Lori Drost 1995-97
 Danika Taylor 1998-99
 Bridget White 2001
Lynae Vanden Hull 2002-06
 Jordan Bradosky 2007-10
 Hanna Forst 2011
 Maddie Frome 2012
 Taylr McNeil 2014
 Aubrey Ezell 2015-16-17



Betty Walters 1974
 Sue Little 1982
 Kim DeNeve 1986-89
Amy Collinsworth 1990-93
 Anna Wasilewska 1995
 Erin O'Donnell 1996-97
 Jennifer Brose 1998
 Nadia Sefferovich 2000-02
 Amy Benson 2003
 Alexis Thomson 2004-06
 Hannah Lawing 2007-10
 Sarah Blomgren 2012-15
 Courtney Koehler 2016-17



ALL-TIME NUMERICAL ROSTER




Paulette Marsha 1974
 Pam Reutebuch 1979-80
 Margaret Vernier 1982-84
 Sue Fedinec 1986
 Lora Myers 1987-90
 Jodi Linn Thompson 1991-93
Ashley Edlund 1995-98
 Mariana Branquinho 2000-03
 Marija Milosevic 2005-06
 Jordan Kennedy 2007
 Teresa Stenlund 2008-11
 Jacqy Angermiller 2013-14-15-16
 Brooke Gostomski 2017



Leila Frazier 1974
 Katie Howard 1979
 Kim Brown 1981-84
 Leslie Henry 1986
 Caryn Case 1988
 Jennifer Guess 1990-93
 Kelly Morrow 1995-96
 Mandy Quarterman 1997-2000
 Amy Pratt 2001-02
 Alexis Thomson 2003
 Danelia Concepcion 2005-08
 Tory Shepherd 2009
 Cara Howley 2010-11
 Kellie McNeil 2013-14
Mikayla Shields 2016-17



Brenda Smith 1974
 Gloria Mack 1979-82
 Beth Coblenz 1980
 Julie Morrison 1984-87
 Jennifer Wenzel 1988
 Amy Skidmore 1989-91
 Amy Iannocari 1992-93
Dee Dee Fortman 1995-97
 Bridget White 2002
 Petra Lorenzi 2005-08
 Christina Glover 2009-12
 Megan Kirkland 2013-14-15-16
 Ellie Popelka 2017



Janice Regan 1974
 Linda James 1980
 Mary Colson 1982
Lori Rowe 1984-86
 Deana Hagaman 1988-90
 Amy Iannocari 1991
 Kori Ermigarat 1995
 Fernanda Laives 1996-97
 Milica Perovic 1998-2001
 Sarah Morgan 2003-05
 Megan Laughlin 2007-10
 Christina Vereb 2011-12
 Mikaela Christiaansen 2013-14
 Emma Lock 2015-16-17



Shirley Jones 1974
 Star Burdell 1979
 Debbie McClure 1980
 Linda James 1981
 Carol Madsen 1982
 Renee Howard 1984
 Stephanie Pflughaupt 1986-89
 Stacy Thompson 1990
Heather Larkin 1995-97
 Sam Alban 1999-2001
 Sarah Morgan 2002
 Lauren Ford 2003-05
 Christine Hauer 2006-07
 Olivia Ryder 2008-10
 Cara Howley 2012
 Allie Monserez 2014
 Koko Atoa-Williams 2015-16
 Mikayla Robinson 2017



Sunie Jackson 1974
 Alexis Homer 1979-80
 Nancy Bogedin 1982
 Lorri Anderson 1984
 Susan Anderson 1986
 Becky Cooper 1987-88
 Renee Polusky 1989
 Tamara Green 1990-93
 Erin Toburen 1995-96
 Berna Dwyer 1999-2002
 Nicole Miller 2003-05
 Erin Kennedy 2007
 Tory Anderson 2008-09
Juliette Thévenin 2010-13
 Courtney Furlong 2015-16-17



ALL-TIME NUMERICAL ROSTER



Merryl Mix 1974
 Louann Call 1982
 Shellie Higgins 1984
 Kendyl Schaefer 1986-88
 Debra Drost 1989
 Ramona Griffith 1990-92
 Anna Wasilewska 1993
 Lyndy Stevens 1995-96
 Nia Mackie 1998-2001
Meredith Moorhead 2006-09
 Frankie Vain 2010-11
 Jenna Allen 2012
 Gabrielle Rubeis 2013
 Caroline Cann 2014



Chesta Diveley 1974
 Mari Cuomo 1979
 Kim Evans 1980-81
 Teri Montoya 1984
 Penny Stone 1988
 Tiffany Sohrweid 1989
 Diana Mitchell 1990-93
 Cindy Robarge 1995-98
 Megan Hosp 1999-2002
Shonda Cole 2003-06
 Brandi Byers 2009-11
 Katlyn McDaniel 2013-15



Ann Anderson 1979-80
 Kim Weaver 1981-82
 Toni Venturini 1984
 Lisa Guetzkow 1988
 Libby Ralston 1989-93
 Kami Nordgaard 1997-98
Niece Curry 2000-03
 Lindsey Craft 2010-13
 Jesse Turner 2015-16



Annette Gibson 1974
 Leslie Fern 1979-80
 Teletha Deleveaux 1981-82
 Bethanie Thomas 2011-12
Koko Atoa-Williams 2013-14
 Savannah Murray 2016-17



Laura File 1974
Cally Plummer 1998-2002
 Kathryn Pearce 2010-11
 Elizabeth Johnbull 2012-15



Annie Thomas 2007-08
 Diara Lewis 2014



ALL-TIME NUMERICAL ROSTER



Kira Speer 2012



Belita Salters
Taylor Bruns 2004-08
Abby Feruck 2009-12
Alicia Starr 2013-14
2016-17



Nikki Bailey 1997-98
Litsa Darby 2012
Jordan Wilson-Talmadge 2013-14



Caitlin Withers 2004
Channing Cantrell 2006-07
Megan Kent 2010-12
Abrea Epps 2016-17



Casie Slaughter 2010
Callie Brown 2015-16-17



Courtney McKeag 2014-17



Sara Hari 1997-2000



LETTERWINNERS

- AAA -

Shani Abshier 1994-95-96-97
 Maureen Ahern 1979
 Sam Alban 1999-00-01-02
 Jenna Allen 2012
 Ann Anderson 1979-80
 Corri Anderson 1984
 Susan Anderson 1985-86
 Tory Anderson 2008-09
 Jacqy Angermiller 2013-14-15-16
 Koko Atoa-Williams 2013-14-15-16

- BBB -

Dani Bedore 2007
 Cary Beeson 1992-93-94-95
 Darlene Benson 1976
 Sandy Benson 1977
 Sarah Blomgren 2012-13-14-15
 Nancy Bogedin 1982-83
 Jordan Bradosky 2007-08-09-10
 Lee Branch 1975
 Mariana Branquinho 2000-01-02-03
 Amy Benson 2002-03
 Madison Borowski 2015
 Callie Brown 2015-16-17
 Kim Brown 1981-82-83-84
 Taylor Bruns 2009-10-11-12
 Star Burdell 1976-77-78-79
 Patty Butler 1985-86
 Brandi Byers 2009-10-11

- CCC -

Joely Cabrera 2015-16
 Yajaira Cadet 2001-02
 Louann Call 1981-82
 Caroline Cann 2014
 Channing Cantrell 2007
 Caryn Case 1988-89-90-91
 Mikaela Christiaansen 2013-14
 Sarah Cline 2006-07-08-09
 Midge Cloer 1975
 Beth Coblenz 1979-80
 Shonda Cole 2003-04-05-06
 Amy Collinsworth 1990-91-92-93
 Mary Colson 1981-82
 Dinelia Concepcion 2005-06-07-08
 Becky Cooper 1987-88
 Linda Copeland 1975-76-77
 Tammy Correll 1987-88-89-90
 Mary Coumo 1979
 Lindsey Craft 2010-11-12-13
 Niece Curry 2001-02-03

- DDD -

Litsa Darby 2012
 Teletha Deleveaux 1981-82
 Kim DeNeve 1986-87-88-89
 Bridget Denson-Dorman 2008-09
 Diane Denton 1985-86-87-88
 Stacy Donham 1995-96-97
 Blaine Dougherty 1988
 Darian Dozier 2012-13-14-15
 Robin Drain 1975-76-77
 Debra Drost 1989
 Lori Drost 1994-95-96-97
 Berna Dwyer 1999-00-01-02

- EEE -

Ashley Edlund 1995-96-97-98
 Claire Edwards 2016-17

Abreia Epps 2016-17
 Kori Ermigarat 1994-95
 Andie Evans 2004
 Kim Evans 1977-78-80-81
 Aubrey Ezell 2015-16-17

- FFF -

Sue Fedinec 1985-86
 Leslie Fern 1978-79-80
 Abby Feruck 2013-14
 Andy Filbeck 1998
 Lauren Ford 2003-04-05
 Hanna Forst 2011
 Dee Dee Fortman 1995-97
 Maddie Frome 2012
 Courtney Furlong 2015-16-17

- GGG -

Katie Gerst 1992-93-94
 Annette Gibson 1975
 Christina Glover 2009-10-11-12
 Brooke Gostomski 2017
 Tami Green 1990-92-93-94
 Theresa Green 1979-80-81-82
 Ramona Griffith 1990-91-92-94
 Cheryl Grindle 1975-76-77
 Tina Grutsch 1989-90-91-92
 Jennifer Guess 1990-91-92-93
 Lisa Guetzkow 1988

- HHH -

Deana Hagaman 1988-89-90
 Christine Hauer 2006-07
 Leslie Henry 1985-86
 Sara Heri 1997-98-99-00
 Shelli Higgins 1983-84-85
 Alexis Homer 1979-80
 Megan Hosp 1999-00-01-02
 Katie Howard 1979
 Renee Howard 1984-85
 Cara Howley 2011-12
 Lauren Hughes 1975-76-77

- III -

Amy Iannocari 1991-92-93-94

- JJJ -

Lindi James 1980-81
 Elizabeth Johnbull 2012-13-14-15
 Crystal Johnson 2004-05-06

- KKK -

Erin Kennedy 2007
 Jordan Kennedy 2007
 Megan Kent 2010-11-12
 Megan Kirkland 2013-14-15-16
 Courtney Koehler 2016-17
 Ivana Kujundzic 2006-07-08-09

- LLL -

Mary Lee Ladue 1980-81-82-83
 Fernanda Laires 1996-97
 Heather Larkin 1994-95-96-97
 Megan Laughlin 2007-08-09-10
 Hannah Lawing 2007-08-09-10
 Dessaa Legros 2013-14-15-16
 Patricia Little 1982
 Susan Little 1982-83
 Emma Lock 2015-16-17
 Petra Lorenzi 2005-06-07-08

- MMM -

Gloria Mack 1979-80-81-82
 Nia Mackie 1998-99-00-01
 Carol Madsen 1982
 Vicki Mann 1975-76-77
 Patti McClellan 1977-78-79
 Debbie McClure 1980-81-82
 Katlyn McDaniel 2013-14-15
 Courtney McKeag 2014-15-16-17
 Colleen McKenzie 1985-86-87-88
 Kellie McNeil 2013-14
 Taylr McNeil 2014
 Sherry Messinger 1976-77
 Nicole Miller 2002-03-04-05
 Marija Milosevic 2005-06
 Diane Mitchell 1990-91-92-93
 Allie Monserez 2014
 Teri Montoya 1983-84-85
 Crystal Moore 1997-98-99
 Meredith Moorhead 2006-07-08-09
 Sarah Morgan 2002-03-04-05
 Julie Morrison 1984-85-86-87
 Kelly Morrow 1993-94-95-96
 Savannah Murray 2016-17
 Lora Myers 1987-88-89-90

- NNN -

Julie Neiser 1999-00
 Kami Nordgaard 1997-98

- OOO -

Erin O'Donnell 1997

- PPP -

Katelyn Panzau 2003-04
 Lexie Pawlik 2011-12
 Kathryn Pearce 2010
 Milica Perovic 1998-99-00-01
 Stephanie Pflughaupt 1986-87-88-89
 Lee Anne Pieper 1990-91
 Cally Plummer 1998-00-01-02
 Renee Polusky 1989
 Ellie Popelka 2017
 Amy Pratt 2001-02
 Liz Price 1998-99-00-01

- QQQ -

Mandy Quarterman 1997-98-99-00

- RRR -

Libby Ralston 1990-91-92-93
 Shelly Raptis 1983
 Helen Récaborde 2013
 Cindy Renken 1980
 Pam Reutebuch 1979-80
 Liesl Rhodes 1986
 Carolyn Rivers 2005
 Cindy Robarge 1995-96-97-98
 Mikayla Robinson 2017
 Cindy Roe 1983
 Tami Rose 1987
 Lori Rowe 1983-84-85-86
 Lindsey Roy 2009
 Gabrielle Rubeis 2013
 Olivia Ryder 2009-10

- SSS -

Belita Salters 2005-06-07-08
 Iris Santos 2003-04-05-06
 Kendyl Schaefer 1986-87-88

Kellie Schmidt 2011
 Nadia Sefferovich 2000-01-02
 Lisa Shelley 2007
 Mikayla Shields 2016-17
 Amy Skidmore 1988-89-90-91
 Tiffany Sohrweid 1989
 Alicia Starr 2016-17
 Teresa Stenlund 2008-09-10-11
 Kathryn Stephenson 1996
 Lyndy Stevens 1995-96
 Penny Stone 1988

- TTT -

Danika Taylor 1998-99
 Verdell Taylor 1976-77
 Juliette Thévenin 2010-11-12-13
 Annie Thomas 2007-08
 Bethanie Thomas 2011-12
 Jodi Thompson 1991-92-93-94
 Stacy Thompson 1989-90
 Alexcis Thomson 2003-04-05-06
 Erin Toburen 1995-96
 Jesse Turner 2015-16-17

- VVV -

Frankie Vain 2010
 Lynae Vanden Hull 2003-04-05-06
 Jess Vastine 2017
 Toni Venturini 1984-85
 Christina Vereb 2012
 Margo Vernier 1982-83-84-85

- WWW -

Anna Wasilewska 1993-94
 Kim Weaver 1981-82-83
 Jennifer Wenzell 1988
 Paige Wheeler 2010-11-12
 Bridget White 2001-02
 Jordan Wilson-Talmadge 2013-14
 Caitlin Withers 2004

YEAR-BY-YEAR INDIVIDUAL STATISTICS

1983 INDIVIDUAL STATISTICS

NAME	MP	GP	KILL	K/G	ERR	ATT	PCT	AST	A/G	SA	SE	SA/G	RE	DIG	D/G	BS	BA	TB	B/G	BE	BHE
Lori Rowe	38	131	553	4.22	53	1145	.437	36	0.27	61	11	0.47	29	276	2.11	46	195	241	1.84	11	4
Teri Montoya	38	131	287	2.19	75	723	.293	3	0.02	141	60	1.08	71	292	2.23	24	51	75	0.57	14	3
Sue Little	38	131	286	2.18	91	624	.313	23	0.18	29	43	0.22	33	272	2.08	25	137	162	1.24	23	2
Margo Vernier	38	131	201	1.53	77	539	.230	33	0.25	20	11	0.15	54	101	0.77	6	105	111	0.85	27	6
Shellie Higgins	38	131	112	0.85	34	297	.263	1243	9.49	80	19	0.61	0	130	0.99	12	109	121	0.92	24	23
Kim Brown	38	131	3	0.02	1	11	.182	12	0.09	77	23	0.59	34	175	1.34	0	0	0	0.00	0	2
Nancy Bogedin	27	—	102	—	67	326	.107	29	—	27	17	—	38	114	—	13	45	58	—	7	8
Kim Weaver	22	—	97	—	24	225	.324	6	—	0	0	—	14	15	—	5	46	51	—	6	1
Shelly Raptis	8	—	3	—	1	8	.250	0	—	2	0	—	3	2	—	0	0	0	—	1	0
Mary Lee Ladue	2	—	0	—	0	0	—	0	—	1	2	—	1	5	—	0	0	0	—	0	0

1984 INDIVIDUAL STATISTICS

NAME	MP	GP	KILL	K/G	ERR	ATT	PCT	AST	A/G	SA	SE	SA/G	RE	DIG	D/G	BS	BA	TB	B/G	BE	BHE
Lori Rowe	36	123	346	2.81	53	828	.354	25	0.20	46	7	0.37	32	185	1.50	41	79	120	0.98	12	4
Margo Vernier	36	123	281	2.28	112	787	.215	16	0.13	39	28	0.32	51	183	1.49	20	33	53	0.43	8	5
Lorri Anderson	36	123	267	2.17	82	614	.301	11	0.09	35	30	0.28	58	187	1.52	38	86	124	1.01	20	6
Teri Montoya	36	123	247	2.01	88	688	.231	35	0.28	73	44	0.59	42	289	2.35	8	28	36	0.29	9	3
Toni Venturini	36	123	243	1.98	75	636	.264	24	0.20	11	13	0.09	17	80	0.65	28	61	89	0.72	12	7
Shellie Higgins	36	123	85	0.69	21	232	.276	1301	10.58	36	21	0.29	0	218	1.77	16	51	67	0.54	14	21
Kim Brown	36	123	23	0.19	11	68	.176	27	0.22	52	21	0.42	27	176	1.43	4	7	11	0.09	1	5
Julie Morrison	—	41	1	0.02	2	8	-.125	66	1.61	2	2	0.05	11	13	0.32	1	2	3	0.07	1	4
Renee Howard	—	22	0	0.00	3	8	-.375	0	0.00	0	4	0.00	3	2	0.09	0	3	3	0.14	1	0

1985 INDIVIDUAL STATISTICS

NAME	MP	GP	KILL	K/G	ERR	ATT	PCT	AST	A/G	SA	SE	SA/G	RE	DIG	D/G	BS	BA	TB	B/G	BE	BHE
Lori Rowe	35	132	459	3.48	90	856	.431	39	0.30	41	21	0.31	37	166	1.26	65	86	151	1.14	29	—
Toni Venturini	—	110	312	2.84	116	721	.272	24	0.22	23	25	0.21	22	90	0.82	21	44	65	0.59	10	—
Lorri Anderson	—	55	149	2.71	61	340	.259	4	0.07	12	12	0.22	14	96	1.75	24	38	62	1.13	11	—
Colleen McKenzie	35	132	268	2.03	149	758	.157	36	0.27	43	44	0.33	61	194	1.47	12	47	59	0.45	15	—
Patty Butler	—	118	165	1.40	100	505	.129	19	0.16	29	42	0.25	40	178	1.51	2	19	21	0.18	10	—
Joni Harper	35	132	77	0.58	65	273	.044	55	0.42	22	34	0.17	42	107	0.81	2	34	36	0.27	10	—
Kendyl Schaefer	—	112	60	0.54	59	182	.005	12	0.11	7	15	0.06	22	53	0.47	5	10	15	0.13	6	—
Julie Morrison	—	127	31	0.24	18	80	.163	1291	10.17	57	33	0.45	0	139	1.09	9	35	44	0.35	24	—
Diane Denton	35	132	29	0.22	24	85	.059	16	0.12	25	15	0.19	23	163	1.23	0	4	4	0.03	2	—
Sue Fedinec	—	52	4	0.08	1	7	.429	94	1.81	8	5	0.15	2	18	0.35	0	2	2	0.04	0	—

1986 INDIVIDUAL STATISTICS

NAME	MP	GP	KILL	K/G	ERR	ATT	PCT	AST	A/G	SA	SE	SA/G	RE	DIG	D/G	BS	BA	TB	B/G	BE	BHE
Lori Rowe	35	121	497	4.11	102	1045	.378	28	0.23	38	7	0.31	26	182	1.50	39	90	129	1.07	4	—
Diane Denton	—	116	304	2.62	140	818	.200	8	0.07	29	18	0.25	22	300	2.59	3	28	31	0.27	3	—
Kim DeNeve	—	94	207	2.20	109	525	.187	8	0.09	16	33	0.17	19	118	1.26	9	31	40	0.43	5	—
Leslie Henry	—	97	191	1.97	83	421	.257	15	0.15	13	16	0.13	13	38	0.39	7	73	80	0.82	8	—
Colleen McKenzie	—	112	210	1.88	86	576	.215	36	0.32	34	24	0.30	38	195	1.74	2	43	45	0.40	7	—
Stephanie Pflughaupt	—	111	157	1.41	97	376	.160	9	0.08	26	67	0.23	27	115	1.04	49	94	143	1.29	43	—
Julie Morrison	35	120	38	0.32	7	111	.279	1315	10.96	33	29	0.28	0	156	1.30	7	36	43	0.36	3	—
Patty Butler	—	29	9	0.31	6	20	.150	2	0.07	0	4	0.00	8	25	0.86	0	0	0	0.00	1	—
Kendyl Schaefer	—	100	12	0.12	9	34	.088	6	0.06	9	3	0.09	14	90	0.90	0	7	7	0.07	0	—
Susan Anderson	—	34	0	0.00	0	0	—	0	0.00	5	5	0.15	0	3	0.09	0	0	0	0.00	0	—
Liesl Rhodes	—	6	0	0.00	4	4	-1.000	0	0.00	1	1	0.17	1	4	0.67	0	0	0	0.00	0	—
Sue Fedinec	—	32	0	0.00	0	0	—	26	0.81	5	1	0.16	0	8	0.25	0	0	0	0.00	0	—

1987 INDIVIDUAL STATISTICS

NAME	MP	GP	KILL	K/G	ERR	ATT	PCT	AST	A/G	SA	SE	SA/G	RE	DIG	D/G	BS	BA	TB	B/G	BE	BHE
Kim DeNeve	—	110	346	3.15	170	870	.202	17	0.15	24	46	0.22	28	312	2.84	13	50	63	0.57	16	—
Diane Denton	30	114	357	3.13	133	843	.266	14	0.12	39	14	0.34	23	525	4.61	4	17	21	0.18	9	—
Stephanie Pflughaupt	30	114	308	2.70	111	729	.270	19	0.17	25	54	0.22	39	284	2.49	64	89	153	1.34	49	—
Lora Myers	—	100	207	2.07	99	539	.200	11	0.11	21	37	0.21	48	174	1.74	10	46	56	0.56	21	—
Becky Cooper	—	96	126	1.31	72	326	.166	12	0.13	9	29	0.09	29	69	0.72	16	43	59	0.61	10	—
Colleen McKenzie	—	58	52	0.90	38	173	.081	18	0.31	9	7	0.16	19	56	0.97	3	14	17	0.29	1	—
Kendyl Schaefer	—	104	34	0.33	23	115	.096	18	0.17	20	3	0.19	32	168	1.62	1	21	22	0.21	3	—
Julie Morrison	—	97	24	0.25	5	47	.404	930	9.59	18	22	0.19	1	129	1.33	1	22	23	0.24	5	—
Tammy Correll	—	85	6	0.07	1	12	.417	347	4.08	21	20	0.25	3	72	0.85	0	6	6	0.07	1	—
Tami Rose	—	64	2	0.03	0	5	.400	0	0.00	15	18	0.23	1	7	0.11	0	1	1	0.02	0	—

YEAR-BY-YEAR INDIVIDUAL STATISTICS

1988 INDIVIDUAL STATISTICS

NAME	MP	GP	KILL	K/G	ERR	ATT	PCT	AST	A/G	SA	SE	SA/G	RE	DIG	D/G	BS	BA	TB	B/G	BE	BHE
Kim DeNeve	—	109	380	3.49	219	839	.192	17	0.16	32	38	0.29	31	284	2.61	16	52	68	0.62	8	—
Lora Myers	—	94	268	2.85	184	688	.122	45	0.48	9	20	0.10	14	137	1.46	7	39	46	0.49	5	—
Diane Denton	—	115	284	2.47	194	813	.111	11	0.10	16	15	0.14	35	474	4.12	1	15	16	0.14	5	—
Stephanie Pflughaupt	—	131	323	2.47	154	721	.234	15	0.11	19	42	0.15	35	303	2.31	95	175	270	2.06	31	—
Colleen McKenzie	—	126	300	2.38	138	742	.218	78	0.62	33	14	0.26	26	266	2.11	13	80	93	0.74	13	—
Caryn Case	—	31	47	1.52	52	160	-.031	0	0.00	2	3	0.06	4	41	1.32	2	5	7	0.23	0	—
Becky Cooper	—	76	112	1.47	62	289	.173	4	0.05	19	14	0.25	36	109	1.43	11	24	35	0.46	6	—
Jennifer Wenzel	—	98	132	1.35	82	344	.145	4	0.04	31	34	0.32	47	227	2.32	26	63	89	0.91	11	—
Lisa Guetzkow	—	10	4	0.40	3	16	.063	1	0.10	1	0	0.10	0	8	0.80	1	1	2	0.20	0	—
Tammy Correll	36	133	45	0.34	23	140	.157	1597	12.01	58	51	0.44	7	288	2.17	11	60	71	0.53	10	—
Deana Hagaman	—	6	2	0.33	6	10	-.400	1	0.17	0	1	0.00	1	0	0.00	1	1	2	0.33	0	—
Kendyl Schaefer	—	102	19	0.19	21	81	-.025	15	0.15	14	8	0.14	34	131	1.28	1	19	20	0.20	0	—
Penny Stone	—	13	1	0.08	0	0	—	0	0.00	2	5	0.15	1	1	0.08	0	0	0	0.00	0	—
Blaine Dougherty	—	1	0	0.00	0	0	—	0	0.00	0	0	0.00	0	0	0.00	0	0	0	0.00	0	—
Amy Skidmore	—	5	0	0.00	0	0	—	0	0.00	2	3	0.40	1	2	0.40	0	0	0	0.00	0	—

1989 INDIVIDUAL STATISTICS

NAME	MP	GP	KILL	K/G	ERR	ATT	PCT	AST	A/G	SA	SE	SA/G	RE	DIG	D/G	BS	BA	TB	B/G	BE	BHE
Kim DeNeve	22	68	246	3.62	120	585	.215	6	0.09	25	27	0.37	27	235	3.46	6	30	36	0.53	9	—
Stephanie Pflughaupt	30	99	305	3.08	70	587	.400	4	0.04	22	49	0.22	28	270	2.73	56	103	159	1.61	29	—
Deana Hagaman	30	95	272	2.86	121	791	.191	8	0.08	20	45	0.21	38	288	3.03	3	30	33	0.35	7	—
Lora Myers	27	66	141	2.14	81	414	.145	4	0.06	13	29	0.20	7	81	1.23	4	17	21	0.32	7	—
Caryn Case	30	92	180	1.96	76	436	.239	39	0.42	21	57	0.23	35	175	1.90	15	48	63	0.68	8	—
Tina Grutsch	30	86	144	1.67	79	432	.150	18	0.21	27	27	0.31	29	161	1.87	9	46	55	0.64	6	—
Renee Polusky	18	35	30	0.86	28	95	.021	2	0.06	6	10	0.17	5	15	0.43	3	9	12	0.34	5	—
Debra Drost	15	19	16	0.84	6	48	.208	1	0.05	2	4	0.11	0	18	0.95	0	0	0	0.00	0	—
Tiffany Sohrweid	19	30	13	0.43	9	39	.103	0	0.00	4	2	0.13	1	26	0.87	0	4	4	0.13	0	—
Tammy Correll	30	98	19	0.19	9	92	.109	1137	11.60	45	39	0.46	0	212	2.16	3	36	39	0.40	10	—
Stacy Thompson	9	12	2	0.17	0	4	.500	18	1.50	0	1	0.00	0	8	0.67	0	0	0	0.00	0	—
Amy Skidmore	26	59	0	0.00	1	5	-.200	0	0.00	9	13	0.15	9	16	0.27	0	0	0	0.00	1	—
Libby Ralston	2	2	0	0.00	0	0	—	0	0.00	0	0	0.00	0	1	0.50	0	0	0	0.00	1	—

1990 INDIVIDUAL STATISTICS

NAME	MP	GP	KILL	K/G	ERR	ATT	PCT	AST	A/G	SA	SE	SA/G	RE	DIG	D/G	BS	BA	TB	B/G	BE	BHE
Lora Myers	36	124	484	3.90	156	1184	.277	10	0.08	62	61	0.50	59	260	2.10	10	53	63	0.51	23	—
Caryn Case	36	131	462	3.53	204	1281	.201	13	0.10	47	60	0.36	34	388	2.96	6	25	31	0.24	5	—
Libby Ralston	36	122	322	2.64	89	664	.351	7	0.06	17	25	0.14	27	125	1.02	56	115	171	1.40	48	—
Amy Collinsworth	37	128	222	1.73	105	523	.224	13	0.10	42	50	0.33	62	197	1.54	46	99	145	1.13	27	—
Tina Grutsch	29	94	117	1.24	71	362	.127	24	0.26	24	30	0.26	41	116	1.23	7	61	68	0.72	23	—
Diane Mitchell	22	34	37	1.09	24	104	.125	1	0.03	10	4	0.29	15	54	1.59	1	6	7	0.21	0	—
Jennifer Guess	32	72	74	1.03	42	181	.177	12	0.17	11	22	0.15	24	88	1.22	11	37	48	0.67	16	—
Tami Green	13	18	15	0.83	6	40	.225	0	0.00	4	3	0.22	4	10	0.56	0	9	9	0.50	2	—
Tammy Correll	36	131	40	0.31	16	166	.145	1482	11.31	66	45	0.50	14	313	2.39	7	37	44	0.34	17	—
Ramona Griffith	24	63	18	0.29	15	50	.060	5	0.08	16	20	0.25	19	71	1.13	1	6	7	0.11	1	—
Lee Anne Pieper	32	86	20	0.23	4	64	.250	62	0.72	18	13	0.21	7	104	1.21	2	19	21	0.24	0	—
Amy Skidmore	33	94	2	0.02	3	13	-.077	2	0.02	10	23	0.11	29	109	1.16	2	1	3	0.03	0	—
Deana Hagaman	3	5	0	0.00	0	0	—	0	0.00	0	0	0.00	2	9	1.80	0	0	0	0.00	0	—

1991 INDIVIDUAL STATISTICS

NAME	MP	GP	KILL	K/G	ERR	ATT	PCT	AST	A/G	SA	SE	SA/G	RE	DIG	D/G	BS	BA	TB	B/G	BE	BHE
Caryn Case	36	130	391	3.01	206	1059	.175	35	0.27	26	34	0.20	60	309	2.38	10	61	71	0.55	14	—
Libby Ralston	29	91	201	2.21	85	430	.270	37	0.41	15	18	0.16	19	130	1.43	34	95	129	1.42	24	—
Amy Iannocari	34	99	191	1.93	118	501	.146	10	0.10	20	45	0.20	23	127	1.28	0	20	20	0.20	4	—
Amy Collinsworth	37	131	219	1.67	98	478	.253	12	0.09	42	46	0.32	49	203	1.55	38	128	166	1.27	3	—
Jennifer Guess	36	121	186	1.54	92	499	.188	20	0.17	33	40	0.27	51	140	1.16	19	111	130	1.07	28	—
Diane Mitchell	32	84	129	1.54	98	367	.084	7	0.08	15	20	0.18	28	124	1.48	6	19	25	0.30	30	—
Tina Grutsch	30	91	139	1.53	57	340	.241	32	0.35	23	20	0.25	35	92	1.01	2	64	66	0.73	10	—
Ramona Griffith	29	86	73	0.85	43	216	.139	6	0.07	12	18	0.14	26	103	1.20	2	11	13	0.15	3	—
Jodi Thompson	37	132	34	0.26	28	129	.047	1228	9.30	52	41	0.39	4	219	1.66	13	61	74	0.56	30	—
Lee Anne Pieper	20	43	1	0.02	1	11	.000	31	0.72	6	4	0.14	5	33	0.77	0	0	0	0.00	1	—
Amy Skidmore	35	93	2	0.02	0	7	.286	3	0.03	15	13	0.16	21	54	0.58	1	2	3	0.03	0	—

YEAR-BY-YEAR INDIVIDUAL STATISTICS

1992 INDIVIDUAL STATISTICS

NAME	MP	GP	KILL	K/G	ERR	ATT	PCT	AST	A/G	SA	SE	SA/G	RE	DIG	D/G	BS	BA	TB	B/G	BE	BHE
Diane Mitchell	28	92	276	3.00	155	751	.161	6	0.07	37	36	0.40	40	251	2.73	7	27	34	0.37	5	3
Amy Iannocari	31	100	219	2.19	133	760	.113	8	0.08	14	33	0.14	30	259	2.59	3	10	13	0.13	8	3
Libby Ralston	28	95	176	1.85	51	478	.262	6	0.06	7	11	0.07	9	91	0.96	20	63	83	0.87	12	1
Katie Gerst	30	100	182	1.82	89	625	.149	35	0.35	10	24	0.10	40	277	2.77	13	40	53	0.53	7	3
Jennifer Guess	32	110	193	1.75	78	542	.212	14	0.13	29	39	0.26	29	247	2.25	24	74	98	0.89	17	11
Tina Grutsch	27	70	111	1.59	40	307	.231	20	0.29	11	19	0.16	11	99	1.41	6	26	32	0.46	7	5
Amy Collinsworth	25	83	101	1.22	48	318	.167	8	0.10	26	23	0.31	22	155	1.87	17	45	62	0.75	10	1
Ramona Griffith	30	68	74	1.09	54	237	.084	7	0.10	7	13	0.10	19	124	1.82	1	10	11	0.16	2	0
Tami Green	19	39	30	0.77	15	111	.135	13	0.33	10	6	0.26	7	91	2.33	3	18	21	0.54	3	2
Jodi Thompson	32	117	30	0.26	29	161	.006	1162	9.93	40	34	0.34	6	362	3.09	5	35	40	0.34	19	27
Cary Beeson	28	88	14	0.16	16	66	-.030	3	0.03	17	23	0.19	29	88	1.00	0	2	2	0.02	1	0

1993 INDIVIDUAL STATISTICS

NAME	MP	GP	KILL	K/G	ERR	ATT	PCT	AST	A/G	SA	SE	SA/G	RE	DIG	D/G	BS	BA	TB	B/G	BE	BHE
Jennifer Guess	33	116	324	2.79	133	871	.219	10	0.09	37	40	0.32	21	242	2.09	25	106	131	1.13	35	7
Amy Iannocari	33	112	279	2.49	137	888	.160	7	0.06	27	42	0.24	34	377	3.37	7	29	36	0.32	8	7
Jodi Thompson	33	115	281	2.44	151	876	.148	46	0.40	33	27	0.29	27	382	3.32	4	25	29	0.25	12	3
Diane Mitchell	32	65	147	2.26	78	404	.171	4	0.06	27	30	0.42	22	177	2.72	9	12	21	0.32	3	0
Amy Collinsworth	33	108	204	1.89	96	539	.200	3	0.03	3	5	0.03	5	56	0.52	16	86	102	0.94	7	2
Katie Gerst	33	103	169	1.64	59	513	.214	30	0.29	19	24	0.18	23	329	3.19	9	80	89	0.86	6	17
Anna Wasilewska	32	35	49	1.40	27	152	.145	0	0.00	1	4	0.03	5	16	0.46	3	9	12	0.34	0	1
Kelly Morrow	33	115	79	0.69	38	260	.158	1238	10.77	35	35	0.30	1	306	2.66	6	51	57	0.50	20	53
Tami Green	33	14	4	0.29	1	14	.214	2	0.14	2	3	0.14	0	12	0.86	1	2	3	0.21	0	0
Cary Beeson	33	114	6	0.05	5	21	.048	2	0.02	27	27	0.24	32	181	1.59	0	1	1	0.01	1	2

1994 INDIVIDUAL STATISTICS

NAME	MP	GP	KILL	K/G	ERR	ATT	PCT	AST	A/G	SA	SE	SA/G	RE	DIG	D/G	BS	BA	TB	B/G	BE	BHE
Amy Iannocari	36	132	542	4.11	209	1338	.249	7	0.05	28	47	0.21	47	433	3.28	9	36	45	0.34	23	8
Kori Ermigarat	36	131	477	3.64	204	1248	.219	13	0.10	30	38	0.23	22	479	3.66	6	40	46	0.35	18	5
Heather Larkin	22	82	214	2.61	81	502	.265	2	0.02	4	14	0.05	5	67	0.82	18	79	97	1.18	55	5
Katie Gerst	35	131	334	2.55	93	866	.278	61	0.47	18	25	0.14	20	380	2.90	21	107	128	0.98	58	13
Anna Wasilewska	13	21	42	2.00	19	115	.200	1	0.05	5	9	0.24	0	21	1.00	2	4	6	0.29	4	0
Lori Drost	36	131	179	1.37	90	478	.186	7	0.05	0	0	0.00	0	40	0.31	17	94	111	0.85	64	5
Jodi Thompson	36	131	126	0.96	64	409	.152	801	6.11	37	34	0.28	8	369	2.82	8	47	55	0.42	46	50
Kelly Morrow	26	84	75	0.89	27	179	.268	818	9.74	26	24	0.31	0	148	1.76	1	37	38	0.45	30	45
Tami Green	11	14	10	0.71	4	31	.194	6	0.43	4	5	0.29	4	24	1.71	0	1	1	0.07	5	0
Ramona Little	32	53	11	0.21	14	48	-.063	4	0.08	4	8	0.08	5	37	0.70	3	14	17	0.32	12	3
Shani Abshier	35	108	7	0.06	9	66	-.030	3	0.03	18	13	0.17	14	217	2.01	0	1	1	0.01	0	1
Cary Beeson	35	126	5	0.04	3	24	.083	10	0.08	29	35	0.23	39	214	1.70	0	0	0	0.00	0	0

1995 INDIVIDUAL STATISTICS

NAME	MP	GP	KILL	K/G	ERR	ATT	PCT	AST	A/G	SA	SE	SA/G	RE	DIG	D/G	BS	BA	TB	B/G	BE	BHE
Kori Ermigarat	30	102	365	3.58	151	990	.216	13	0.13	26	32	0.25	43	441	4.32	6	33	39	0.38	10	4
Heather Larkin	32	108	331	3.06	131	794	.252	19	0.18	28	52	0.26	28	281	2.60	21	99	120	1.11	22	4
Dee Dee Fortman	27	77	214	2.78	93	480	.252	2	0.03	6	37	0.08	5	133	1.73	19	98	117	1.52	11	5
Lyndy Stevens	25	71	189	2.66	109	561	.143	3	0.04	2	13	0.03	5	83	1.17	4	24	28	0.39	0	2
Cindy Robarge	32	95	248	2.61	91	569	.276	22	0.23	0	4	0.00	2	54	0.57	4	78	82	0.86	17	6
Shani Abshier	31	106	194	1.83	81	643	.176	14	0.13	27	23	0.25	41	395	3.73	2	28	30	0.28	9	6
Lori Drost	23	56	68	1.21	28	176	.227	5	0.09	8	27	0.14	0	62	1.11	7	52	59	1.05	7	3
Ashley Edlund	32	110	110	1.00	21	277	.321	1404	12.76	35	22	0.32	2	351	3.19	2	64	66	0.60	12	31
Erin Toburen	3	3	1	0.33	1	2	.000	0	0.00	0	3	0.00	0	6	2.00	0	0	0	0.00	0	0
Kelly Morrow	17	53	4	0.08	4	12	.000	17	0.32	8	14	0.15	0	101	1.91	0	2	2	0.04	1	1
Cary Beeson	24	83	3	0.04	10	28	-.250	3	0.04	24	21	0.29	13	123	1.48	0	0	0	0.00	2	0
Stacy Donham	18	51	0	0.00	0	1	.000	2	0.04	11	13	0.22	8	65	1.27	0	0	0	0.00	0	0

YEAR-BY-YEAR INDIVIDUAL STATISTICS

1996 INDIVIDUAL STATISTICS

NAME	MP	GP	KILL	K/G	ERR	ATT	PCT	AST	A/G	SA	SE	SA/G	RE	DIG	D/G	BS	BA	TB	B/G	BE	BHE
Heather Larkin	30	110	368	3.35	126	828	.292	15	0.14	37	45	0.34	43	253	2.30	13	90	103	0.94	14	11
Fernanda Laires	30	110	357	3.25	147	994	.211	22	0.20	27	9	0.25	47	470	4.27	3	21	24	0.22	5	5
Shani Abshier	20	73	212	2.90	67	582	.249	9	0.12	23	25	0.32	30	262	3.59	7	27	34	0.47	1	4
Cindy Robarge	29	104	239	2.30	134	594	.177	27	0.26	8	13	0.08	4	98	0.94	0	74	74	0.71	16	15
Dee Dee Fortman	6	22	50	2.27	22	126	.222	2	0.09	4	7	0.18	8	44	2.00	3	19	22	1.00	2	5
Lori Drost	30	107	240	2.24	89	562	.269	15	0.14	21	36	0.20	6	117	1.09	12	99	111	1.04	8	2
Lyndy Stevens	18	38	40	1.05	15	89	.281	6	0.16	1	1	0.03	0	23	0.61	2	9	11	0.29	0	3
Ashley Edlund	30	110	114	1.04	27	279	.312	1261	11.46	22	21	0.20	7	299	2.72	3	45	48	0.44	10	26
Kathryn Stephenson	13	23	20	0.87	12	55	.145	1	0.04	4	8	0.17	6	22	0.96	0	2	2	0.09	0	1
Erin Toburen	8	13	6	0.46	8	23	-.087	0	0.00	2	4	0.15	2	13	1.00	0	2	2	0.15	0	0
Kelly Morrow	30	102	10	0.10	5	44	.114	63	0.62	12	12	0.12	6	164	1.61	0	3	3	0.03	1	5
Stacy Donham	30	106	0	0.00	0	4	.000	6	0.06	24	20	0.23	12	156	1.47	0	0	0	0.00	0	2

1997 INDIVIDUAL STATISTICS

NAME	MP	GP	KILL	K/G	ERR	ATT	PCT	AST	A/G	SA	SE	SA/G	RE	DIG	D/G	BS	BA	TB	B/G	BE	BHE
Heather Larkin	28	95	380	4.00	125	834	.306	9	0.09	28	36	0.29	19	248	2.61	22	76	98	1.03	10	13
Crystal Moore	29	92	299	3.25	125	693	.251	8	0.09	30	56	0.33	34	276	3.00	5	37	42	0.46	9	8
Dee Dee Fortman	29	97	255	2.63	119	674	.202	9	0.09	22	38	0.23	9	182	1.88	9	100	109	1.12	20	7
Fernanda Laires	29	98	221	2.26	82	649	.214	15	0.15	29	12	0.30	26	369	3.77	3	22	25	0.26	10	1
Lori Drost	28	92	202	2.20	64	483	.286	36	0.39	20	39	0.22	3	139	1.51	7	61	68	0.74	4	6
Cindy Robarge	22	35	50	1.43	22	103	.272	7	0.20	0	2	0.00	0	16	0.46	3	16	19	0.54	3	2
Shani Abshier	23	70	100	1.43	28	307	.235	9	0.13	9	14	0.13	8	175	2.50	2	13	15	0.21	1	1
Ashley Edlund	29	99	132	1.33	16	282	.411	1276	12.89	32	21	0.32	0	256	2.59	3	38	41	0.41	3	35
Mandy Quarterman	9	10	11	1.10	5	26	.231	0	0.00	1	0	0.10	2	5	0.50	0	0	0	0.00	1	0
Erin O'Donnell	4	4	2	0.50	1	6	.167	0	0.00	0	1	0.00	0	2	0.50	0	1	1	0.25	0	0
Stacy Donham	29	75	2	0.03	2	8	.000	0	0.00	12	10	0.16	9	80	1.07	0	0	0	0.00	0	0
Sara Heri	16	44	0	0.00	0	3	.000	5	0.11	11	10	0.25	3	64	1.45	0	0	0	0.00	0	2
Kami Nordgaard	5	8	0	0.00	0	1	.000	1	0.13	0	2	0.00	0	6	0.75	0	0	0	0.00	0	0
Nikki Bailey	1	1	0	0.00	0	0	—	0	0.00	0	0	0.00	0	0	0.00	0	0	0	0.00	0	0

1998 INDIVIDUAL STATISTICS

NAME	MP	GP	KILL	K/G	ERR	ATT	PCT	AST	A/G	SA	SE	SA/G	RE	DIG	D/G	BS	BA	TB	B/G	BE	BHE
Crystal Moore	21	71	234	3.30	106	577	.222	11	0.15	28	29	0.39	30	228	3.21	5	20	25	0.35	6	2
Cally Plummer	32	111	353	3.18	134	843	.260	77	0.69	86	98	0.77	13	230	2.07	3	78	81	0.73	6	8
Cindy Robarge	32	110	267	2.43	112	643	.241	6	0.05	0	2	0.00	3	24	0.22	14	108	122	1.11	9	2
Danika Taylor	32	111	266	2.40	107	629	.253	11	0.10	17	32	0.15	34	162	1.46	18	106	124	1.12	12	4
Milica Perovic	29	99	211	2.13	101	576	.191	18	0.18	25	28	0.25	36	280	2.83	4	26	30	0.30	1	0
Mandy Quarterman	25	65	98	1.51	51	273	.172	2	0.03	24	25	0.37	12	104	1.60	2	15	17	0.26	4	1
Ashley Edlund	32	111	161	1.45	28	362	.367	1236	11.14	41	24	0.37	3	254	2.29	3	55	58	0.52	5	18
Nia Mackie	6	7	10	1.43	5	23	.217	0	0.00	0	0	0.00	0	1	0.14	0	2	2	0.29	0	1
Kami Nordgaard	17	52	64	1.23	38	218	.119	4	0.08	19	14	0.37	19	107	2.06	2	15	17	0.33	0	1
Sara Heri	31	107	4	0.04	3	27	.037	19	0.18	31	27	0.29	24	208	1.94	0	1	1	0.01	0	0
Liz Price	7	11	0	0.00	0	1	.000	1	0.09	2	1	0.18	1	5	0.45	0	0	0	0.00	0	0
Andy Filbeck	13	28	0	0.00	1	5	-.200	0	0.00	5	2	0.18	4	21	0.75	0	0	0	0.00	0	0

1999 INDIVIDUAL STATISTICS

NAME	MP	GP	KILL	K/G	ERR	ATT	PCT	AST	A/G	SA	SE	SA/G	RE	DIG	D/G	BS	BA	TB	B/G	BE	BHE
Berna Dwyer	26	94	300	3.19	173	828	.153	29	0.31	41	75	0.44	36	231	2.46	12	61	73	0.78	10	1
Cally Plummer	4	16	50	3.13	21	123	.236	7	0.44	10	13	0.63	2	40	2.50	1	15	16	1.00	2	4
Crystal Moore	22	77	221	2.87	102	603	.197	11	0.14	24	32	0.31	31	261	3.39	6	24	30	0.39	2	3
Danika Taylor	26	95	243	2.56	103	603	.232	8	0.08	3	17	0.03	3	90	0.95	20	94	114	1.20	13	6
Sam Alban	25	91	219	2.41	101	504	.234	16	0.18	0	5	0.00	1	50	0.55	13	65	78	0.86	10	2
Mandy Quarterman	23	56	109	1.95	55	315	.171	5	0.09	15	18	0.27	18	58	1.04	1	13	14	0.25	0	1
Milica Perovic	23	80	115	1.44	73	315	.133	33	0.41	30	25	0.38	21	201	2.51	0	33	33	0.41	4	3
Julie Neiser	14	38	49	1.29	32	134	.127	5	0.13	6	13	0.16	14	50	1.32	0	3	3	0.08	2	1
Nia Mackie	2	2	2	1.00	0	4	.500	0	0.00	0	0	0.00	0	0	0.00	0	0	0	0.00	0	1
Megan Hosp	26	95	60	0.63	24	191	.188	1078	11.35	25	33	0.26	1	232	2.44	1	35	36	0.38	7	17
Sara Heri	26	93	6	0.06	5	39	.026	18	0.19	12	19	0.13	17	164	1.76	0	0	0	0.00	0	3
Liz Price	18	53	2	0.04	2	14	.000	4	0.08	13	13	0.25	9	66	1.25	0	0	0	0.00	0	3

2000 INDIVIDUAL STATISTICS

NAME	MP	GP	KILL	K/G	ERR	ATT	PCT	AST	A/G	SA	SE	SA/G	RE	DIG	D/G	BS	BA	TB	B/G	BE	BHE
Cally Plummer	26	87	311	3.57	101	747	.281	66	0.76	47	61	0.54	8	249	2.86	6	92	98	1.13	12	5
Berna Dwyer	28	93	319	3.43	77	640	.378	6	0.06	11	26	0.12	12	117	1.26	14	81	95	1.02	6	5
Mandy Quarterman	27	69	180	2.61	73	479	.223	13	0.19	22	23	0.32	29	142	2.06	2	20	22	0.32	2	1
Sam Alban	29	87	226	2.60	79	481	.306	6	0.07	0	1	0.00	2	61	0.70	18	84	102	1.17	5	10
Mariana Branquinho	10	27	68	2.52	33	182	.192	6	0.22	8	22	0.30	8	33	1.22	1	6	7	0.26	0	0
Nadia Sefferovich	23	63	158	2.51	95	418	.151	10	0.16	13	34	0.21	23	160	2.54	5	11	16	0.25	5	2
Nia Mackie	19	46	95	2.07	41	214	.252	4	0.09	0	0	0.00	0	15	0.33	2	37	39	0.85	3	0
Milica Perovic	29	96	195	2.03	60	512	.264	37	0.39	21	20	0.22	33	243	2.53	4	29	33	0.34	6	3
Megan Hosp	29	101	106	1.05	44	312	.199	1280	12.67	30	50	0.30	0	337	3.34	1	45	46	0.46	5	15
Julie Neiser	14	20	9	0.45	6	32	.094	1	0.05	2	5	0.10	4	15	0.75	0	4	4	0.20	0	0
Liz Price	29	94	5	0.05	5	31	.000	14	0.15	20	27	0.21	16	213	2.27	0	0	0	0.00	1	1
Sara Heri	29	93	2	0.02	1	13	.077	15	0.16	24	25	0.26	17	195	2.10	0	0	0	0.00	0	1

2001 INDIVIDUAL STATISTICS

NAME	MP	GP	KILL	K/G	ERR	ATT	PCT	AST	A/G	SA	SE	SA/G	RE	DIG	D/G	BS	BA	TB	B/G	BE	BHE
Cally Plummer	26	92	339	3.68	108	784	.295	34	0.37	50	46	0.54	26	256	2.78	5	40	45	0.49	3	5
Nadia Sefferovich	26	92	297	3.23	130	737	.227	21	0.23	33	37	0.36	32	216	2.35	5	27	32	0.35	3	7
Niece Curry	24	71	169	2.38	69	374	.267	5	0.07	0	0	0.00	2	14	0.20	9	49	58	0.82	7	3
Yajaira Cadet	23	69	162	2.35	79	367	.226	19	0.28	14	29	0.20	19	154	2.23	1	16	17	0.25	0	1
Berna Dwyer	26	86	189	2.20	89	450	.222	39	0.45	28	27	0.33	21	144	1.67	6	48	54	0.63	6	2
Sam Alban	25	73	145	1.99	46	332	.298	6	0.08	0	0	0.00	0	25	0.34	9	58	67	0.92	6	1
Nia Mackie	20	50	86	1.72	29	177	.322	1	0.02	0	0	0.00	0	3	0.06	5	26	31	0.62	1	1
Mariana Branquinho	16	23	23	1.00	20	83	.036	1	0.04	4	8	0.17	1	22	0.96	1	8	9	0.39	0	0
Megan Hosp	26	92	81	0.88	26	212	.259	1113	12.10	24	22	0.26	2	227	2.47	3	26	29	0.32	6	19
Amy Pratt	7	17	2	0.12	0	3	.667	81	4.76	5	17	0.29	0	14	0.82	0	0	0	0.00	0	8
Milica Perovic	14	32	2	0.06	2	16	.000	6	0.19	2	2	0.06	2	46	1.44	0	1	1	0.03	0	0
Bridget White	26	83	4	0.05	2	18	.111	10	0.12	20	21	0.24	23	152	1.83	0	0	0	0.00	0	0
Liz Price	20	46	0	0.00	2	2	-1.000	5	0.11	6	8	0.13	8	53	1.15	0	0	0	0.00	0	1

2002 INDIVIDUAL STATISTICS

NAME	MP	GP	KILL	K/G	ERR	ATT	PCT	AST	A/G	SA	SE	SA/G	RE	DIG	D/G	BS	BA	TB	B/G	BE	BHE
Niece Curry	29	99	335	3.38	69	658	.404	8	0.08	25	25	0.25	1	47	0.47	15	99	114	1.15	18	2
Cally Plummer	26	88	292	3.32	101	791	.241	27	0.31	50	49	0.57	33	221	2.51	12	44	56	0.64	9	5
Berna Dwyer	28	93	299	3.22	81	615	.354	24	0.26	27	25	0.29	7	96	1.03	14	88	102	1.10	13	1
Sarah Morgan	29	86	228	2.65	110	626	.188	28	0.33	27	45	0.31	24	180	2.09	9	32	41	0.48	8	5
Sam Alban	29	98	254	2.59	90	560	.293	46	0.47	4	8	0.04	0	51	0.52	3	78	81	0.83	11	4
Nicole Miller	7	17	19	1.12	4	37	.405	0	0.00	6	5	0.35	0	13	0.76	2	7	9	0.53	3	2
Mariana Branquinho	13	23	24	1.04	10	55	.255	2	0.09	7	12	0.30	1	11	0.48	0	3	3	0.13	0	0
Megan Hosp	29	99	91	0.92	34	252	.226	1218	12.30	53	67	0.54	0	283	2.86	2	30	32	0.32	12	9
Nadia Sefferovich	24	66	47	0.71	26	170	.124	6	0.09	8	16	0.12	11	92	1.39	3	11	14	0.21	4	2
Amy Pratt	4	6	1	0.17	0	3	.333	16	2.67	0	1	0.00	0	6	1.00	0	1	1	0.17	0	0
Yajaira Cadet	29	95	9	0.09	9	48	.000	22	0.23	7	19	0.07	30	320	3.37	0	1	1	0.01	0	4
Bridget White	16	37	2	0.05	2	6	.000	4	0.11	5	8	0.14	3	66	1.78	0	0	0	0.00	0	1
Amy Benson	19	49	0	0.00	0	2	.000	6	0.12	4	10	0.08	8	71	1.45	0	1	1	0.02	0	1

2003 INDIVIDUAL STATISTICS

NAME	MP	GP	KILL	K/G	ERR	ATT	PCT	AST	A/G	SA	SE	SA/G	RE	DIG	D/G	BS	BA	TB	B/G	BE	BHE
Lynae Vanden Hull	30	107	314	2.93	100	847	.253	27	0.25	42	57	0.39	2	191	1.79	2	55	57	0.53	0	11
Shonda Cole	30	102	279	2.74	155	707	.175	7	0.07	0	8	0.00	1	55	0.54	6	42	48	0.47	17	3
Lauren Ford	29	99	231	2.33	102	508	.254	4	0.04	31	39	0.31	1	46	0.46	11	86	97	0.98	16	1
Niece Curry	25	89	200	2.25	75	463	.270	8	0.09	33	20	0.37	0	42	0.47	15	67	82	0.92	10	5
Sarah Morgan	30	109	190	1.74	105	576	.148	17	0.16	18	21	0.17	41	264	2.42	3	25	28	0.26	9	8
Nicole Miller	30	104	137	1.32	71	387	.171	32	0.31	10	29	0.10	36	226	2.17	7	54	61	0.59	6	1
Iris Santos	29	100	110	1.10	73	353	.105	32	0.32	18	25	0.18	58	239	2.39	2	13	15	0.15	8	4
Katelyn Panzau	29	105	95	0.90	35	245	.245	1069	10.18	31	62	0.30	2	219	2.09	4	44	48	0.46	11	38
Mariana Branquinho	12	23	9	0.39	14	47	-.106	3	0.13	4	5	0.17	0	10	0.43	0	2	2	0.09	1	0
Alexcis Thomson	16	36	3	0.08	5	32	-.063	193	5.36	6	4	0.17	0	67	1.86	0	4	4	0.11	4	8
Amy Benson	27	95	1	0.01	3	19	-.105	17	0.18	6	17	0.06	35	204	2.15	0	0	0	0.00	0	4

2004 INDIVIDUAL STATISTICS

NAME	MP	GP	KILL	K/G	ERR	ATT	PCT	AST	A/G	SA	SE	SA/G	RE	DIG	D/G	BS	BA	TB	B/G	BE	BHE
Shonda Cole	27	94	379	4.03	178	976	.206	16	0.17	26	47	0.28	4	141	1.50	7	74	81	0.86	9	3
Lauren Ford	26	93	228	2.45	102	537	.235	1	0.01	18	30	0.19	0	42	0.45	11	107	118	1.27	8	0
Sarah Morgan	27	96	197	2.05	112	629	.135	38	0.40	21	19	0.22	51	267	2.78	0	43	43	0.45	14	5
Lynae Vanden Hull	26	96	195	2.03	69	541	.233	24	0.25	28	25	0.29	7	84	0.88	2	48	50	0.52	4	9
Nicole Miller	27	96	171	1.78	77	479	.196	36	0.38	19	43	0.20	46	219	2.28	11	95	106	1.10	10	0
Katelyn Panzau	25	89	103	1.16	58	354	.127	788	8.85	31	60	0.35	12	232	2.61	1	38	39	0.44	6	15
Crystal Johnson	13	27	21	0.78	8	46	.283	0	0.00	0	0	0.00	0	2	0.07	2	15	17	0.63	4	0
Iris Santos	26	86	62	0.72	34	202	.139	283	3.29	16	18	0.19	14	164	1.91	1	20	21	0.24	3	19
Alexcis Thomson	22	68	6	0.09	5	27	.037	33	0.49	15	15	0.22	28	120	1.76	0	2	2	0.03	0	5
Andie Evans	19	57	1	0.02	0	2	.500	6	0.11	0	3	0.00	23	107	1.88	0	0	0	0.00	0	0
Caitlin Withers	10	18	0	0.00	0	0	—	0	0.00	0	1	0.00	0	4	0.22	0	0	0	0.00	0	0

2005 INDIVIDUAL STATISTICS

NAME	MP	GP	KILL	K/G	ERR	ATT	PCT	AST	A/G	SA	SE	SA/G	RE	DIG	D/G	BS	BA	TB	B/G	BE	BHE
Shonda Cole	27	99	414	4.18	145	957	.281	27	0.27	8	19	0.08	4	116	1.17	13	72	85	0.86	15	4
Marija Milosevic	27	96	266	2.77	110	714	.218	49	0.51	29	36	0.30	26	170	1.77	5	30	35	0.36	4	6
Lynae Vanden Hull	7	23	63	2.74	23	165	.242	12	0.52	10	9	0.43	4	37	1.61	3	11	14	0.61	0	5
Lauren Ford	17	59	137	2.32	56	304	.266	1	0.02	7	14	0.12	1	23	0.39	8	57	65	1.10	2	2
Iris Santos	27	98	219	2.23	94	541	.231	747	7.62	32	51	0.33	11	231	2.36	9	73	82	0.84	24	41
Nicole Miller	26	93	170	1.83	59	441	.252	22	0.24	12	25	0.13	10	93	1.00	17	88	105	1.13	17	4
Belita Salters	13	37	46	1.24	33	126	.103	2	0.05	0	0	0.00	1	12	0.32	3	48	51	1.38	6	3
Sarah Morgan	27	99	69	0.70	39	236	.127	25	0.25	20	21	0.20	41	261	2.64	2	19	21	0.21	6	2
Crystal Johnson	19	50	30	0.60	17	87	.149	1	0.02	3	6	0.06	1	12	0.24	10	45	55	1.10	7	0
Alexcis Thomson	23	61	12	0.20	11	29	.034	13	0.21	9	10	0.15	5	89	1.46	0	1	1	0.02	0	2
Petra Lorenzi	24	77	7	0.09	8	42	-.024	387	5.03	5	15	0.06	3	99	1.29	4	10	14	0.18	1	38
Dinelia Concepcion	27	98	3	0.03	3	7	.000	23	0.23	17	9	0.17	32	238	2.43	0	0	0	0.00	0	4
Carolyn Rivers	4	8	0	0.00	0	0	—	0	0.00	0	0	0.00	9	13	1.63	0	1	1	0.13	0	0

2006 INDIVIDUAL STATISTICS

NAME	MP	GP	KILL	K/G	ERR	ATT	PCT	AST	A/G	SA	SE	SA/G	RE	DIG	D/G	BS	BA	TB	B/G	BE	BHE
Shonda Cole	32	122	703	5.76	259	1541	.288	43	0.35	47	74	0.39	13	264	2.16	15	76	91	0.75	14	9
Marija Milosevic	30	113	285	2.52	150	814	.166	25	0.22	18	35	0.16	23	128	1.13	3	22	25	0.22	7	2
Lynae Vanden Hull	27	91	175	1.92	77	510	.192	18	0.20	14	20	0.15	8	54	0.59	5	33	38	0.42	2	2
Meredith Moorhead	28	85	155	1.82	89	469	.141	17	0.20	12	26	0.14	20	80	0.94	0	31	31	0.36	4	2
Belita Salters	32	114	202	1.77	97	456	.230	15	0.13	11	16	0.10	1	36	0.32	14	90	104	0.91	16	7
Iris Santos	23	86	114	1.33	36	279	.280	978	11.37	21	21	0.24	1	176	2.05	6	61	67	0.78	14	32
Ivana Kujundzic	30	99	88	0.89	43	240	.188	9	0.09	21	28	0.21	0	59	0.60	5	80	85	0.86	3	3
Crystal Johnson	28	87	67	0.77	32	178	.197	4	0.05	7	9	0.08	2	20	0.23	7	67	74	0.85	14	1
Christine Hauer	2	2	1	0.50	0	1	1.000	0	0.00	0	0	0.00	0	0	0.00	0	0	0	0.00	0	0
Alexcis Thomson	32	123	33	0.27	15	110	.164	337	2.74	29	31	0.24	35	385	3.13	1	16	17	0.14	0	21
Petra Lorenzi	32	51	2	0.04	4	10	-.200	200	3.92	5	4	0.10	0	66	1.29	0	4	4	0.08	3	19
Sarah Cline	32	115	1	0.01	8	20	-.350	25	0.22	11	15	0.10	29	214	1.86	0	0	0	0.00	1	1
Dinelia Concepcion	32	122	0	0.00	2	5	-.400	27	0.22	13	8	0.11	34	288	2.36	0	0	0	0.00	0	1

2007 INDIVIDUAL STATISTICS

NAME	MP	GP	KILL	K/G	ERR	ATT	PCT	AST	A/G	SA	SE	SA/G	RE	DIG	D/G	BS	BA	TB	B/G	BE	BHE
Ivana Kujundzic	29	105	349	3.32	141	954	.218	24	0.23	17	33	0.16	26	249	2.37	7	37	44	0.42	4	2
Belita Salters	29	106	306	2.89	89	657	.330	4	0.04	0	0	0.00	0	20	0.19	33	95	128	1.21	12	6
Megan Laughlin	29	106	287	2.71	89	692	.286	9	0.08	42	38	0.40	2	79	0.75	23	75	98	0.92	10	3
Meredith Moorhead	26	94	217	2.31	69	573	.258	47	0.50	1	2	0.01	1	38	0.40	5	45	50	0.53	9	4
Annie Thomas	13	35	70	2.00	46	232	.103	4	0.11	1	10	0.03	6	39	1.11	0	10	10	0.29	0	1
Dani Bedore	29	103	204	1.98	86	528	.223	86	0.83	24	29	0.23	0	83	0.81	1	52	53	0.51	7	3
Hannah Lawing	27	83	135	1.63	106	596	.049	22	0.27	11	21	0.13	21	243	2.93	0	22	22	0.27	3	3
Jordan Kennedy	1	1	1	1.00	0	3	.333	0	0.00	0	0	0.00	0	0	0.00	0	0	0	0.00	0	0
Erin Kennedy	13	24	18	0.75	7	58	.190	3	0.12	0	1	0.00	2	13	0.54	0	4	4	0.17	0	0
Channing Cantrell	4	4	2	0.50	1	5	.200	0	0.00	0	0	0.00	0	1	0.25	0	0	0	0.00	0	0
Christine Hauer	3	3	1	0.33	0	3	.333	0	0.00	0	0	0.00	0	0	0.00	0	0	0	0.00	0	0
Lisa Shelley	4	5	1	0.20	3	12	-.167	0	0.00	0	3	0.00	0	8	1.60	0	1	1	0.20	0	0
Jordan Bradosky	29	102	17	0.17	7	56	.179	651	6.38	29	48	0.28	2	227	2.23	3	4	7	0.07	4	31
Sarah Cline	29	98	6	0.06	6	32	.000	19	0.19	13	17	0.13	33	368	3.76	0	0	0	0.00	0	0
Petra Lorenzi	29	103	5	0.05	9	36	-.111	628	6.10	8	16	0.08	2	195	1.89	0	1	1	0.01	1	54
Dinelia Concepcion	27	79	1	0.01	1	5	.000	7	0.09	13	8	0.16	20	264	3.34	0	0	0	0.00	1	1

2008 INDIVIDUAL STATISTICS

NAME	MP	SP	KILL	K/G	ERR	ATT	PCT	AST	A/G	SA	SE	SA/G	RE	DIG	D/G	BS	BA	TB	B/G	BE	BHE
Ivana Kujundzic	30	111	401	3.61	132	1051	.256	35	0.32	35	34	0.32	30	313	2.82	15	35	50	0.45	7	3
Belita Salters	29	107	338	3.16	80	664	.389	8	0.07	0	3	0.00	0	33	0.31	15	72	87	0.81	11	1
Megan Laughlin	26	99	256	2.59	81	568	.308	13	0.13	24	37	0.24	4	77	0.78	12	45	57	0.58	9	1
Annie Thomas	22	71	118	1.66	65	350	.151	2	0.03	0	3	0.00	6	34	0.48	5	8	13	0.18	3	1
Meredith Moorhead	24	85	137	1.61	43	401	.234	33	0.39	0	0	0.00	3	30	0.35	1	28	29	0.34	3	3
Hannah Lawing	30	111	144	1.30	74	506	.138	28	0.25	32	28	0.29	22	262	2.36	5	9	14	0.13	2	1
Tory Anderson	19	42	38	0.90	13	112	.223	2	0.05	0	0	0.00	0	6	0.14	1	18	19	0.45	4	2
Teresa Stenlund	6	15	11	0.73	2	21	.429	0	0.00	0	1	0.00	0	5	0.33	1	3	4	0.27	0	0
Bridget Denson-Dorman	29	106	65	0.61	16	194	.253	1120	10.57	13	13	0.12	1	225	2.12	6	41	47	0.44	3	12
Jordan Bradosky	9	15	7	0.47	1	11	.545	74	4.93	2	2	0.13	0	14	0.93	0	2	2	0.13	2	1
Petra Lorenzi	23	76	5	0.07	2	20	.150	33	0.43	6	14	0.08	3	143	1.88	0	2	2	0.03	1	3
Sarah Cline	29	100	2	0.02	1	9	.111	40	0.40	16	27	0.16	26	384	3.84	0	1	1	0.01	0	1
Dinelia Concepcion	28	76	0	0.00	0	1	.000	17	0.22	4	3	0.05	7	158	2.08	0	0	0	0.00	0	0

2009 INDIVIDUAL STATISTICS

NAME	MP	SP	KILL	K/G	ERR	ATT	PCT	AST	A/G	SA	SE	SA/G	RE	DIG	D/G	BS	BA	TB	B/G	BE	BHE
Ivana Kujundzic	20	74	295	3.99	121	802	.217	25	0.34	23	24	0.31	23	202	2.73	2	22	24	0.32	4	1
Hannah Lawing	27	97	285	2.94	133	916	.166	32	0.33	17	22	0.18	35	306	3.15	2	12	14	0.14	4	0
Megan Laughlin	27	97	255	2.63	102	647	.236	14	0.14	21	27	0.22	0	67	0.69	6	40	46	0.47	9	3
Meredith Moorhead	30	104	203	1.95	65	582	.237	20	0.19	9	15	0.09	1	108	1.04	3	36	39	0.38	2	5
Teresa Stenlund	30	102	128	1.25	62	352	.188	11	0.11	2	5	0.02	0	34	0.33	4	44	48	0.47	6	0
Brandi Byers	16	42	52	1.24	26	127	.205	5	0.12	0	0	0.00	0	12	0.29	2	17	19	0.45	3	1
Olivia Ryder	22	41	47	1.15	31	166	.096	3	0.07	0	4	0.00	12	47	1.15	0	5	5	0.12	0	0
Christina Glover	20	41	37	0.90	18	119	.160	5	0.12	0	4	0.00	8	27	0.66	0	3	3	0.07	3	1
Tory Anderson	14	32	28	0.88	9	87	.218	2	0.06	0	0	0.00	0	9	0.28	3	19	22	0.69	3	0
Bridget Denson-Dorman	30	109	73	0.67	12	198	.308	924	8.48	18	19	0.17	0	270	2.48	2	18	20	0.18	1	15
Lindsey Roy	11	19	5	0.26	5	32	.000	1	0.05	0	2	0.00	0	8	0.42	0	3	3	0.16	0	2
Taylor Bruns	28	69	13	0.19	5	48	.167	175	2.54	7	11	0.10	0	66	0.96	0	1	1	0.01	0	2
Jordan Bradosky	24	63	3	0.05	3	21	.000	14	0.22	4	12	0.06	5	103	1.63	0	0	0	0.00	0	0
Sarah Cline	30	109	5	0.05	5	21	.000	92	0.84	13	14	0.12	20	498	4.57	0	0	0	0.00	0	0

2010 INDIVIDUAL STATISTICS

NAME	MP	SP	KILL	K/G	ERR	ATT	PCT	AST	A/G	SA	SE	SA/G	RE	DIG	D/G	BS	BA	TB	B/G	BE	BHE
Juliette Thévenin	27	96	350	3.65	141	934	.224	28	0.29	29	45	0.30	23	226	2.35	5	24	29	0.30	6	2
Megan Laughlin	26	92	223	2.42	109	649	.176	13	0.14	8	23	0.09	5	68	0.74	5	23	28	0.30	7	3
Cara Howley	10	33	78	2.36	34	187	.235	4	0.12	4	2	0.12	1	27	0.82	2	19	21	0.64	1	1
Olivia Ryder	25	79	141	1.78	52	390	.228	13	0.16	0	1	0.00	5	30	0.38	1	30	31	0.39	5	1
Teresa Stenlund	28	99	153	1.55	62	411	.221	10	0.10	6	11	0.06	1	43	0.43	14	55	69	0.70	14	0
Christina Glover	26	72	103	1.43	70	384	.086	8	0.11	4	15	0.06	33	144	2.00	2	10	12	0.17	4	1
Frankie Vain	26	89	81	0.91	40	254	.161	13	0.15	11	29	0.12	1	40	0.45	4	45	49	0.55	9	2
Megan Kent	16	26	23	0.88	14	61	.148	5	0.19	1	0	0.04	0	5	0.19	0	7	7	0.27	2	1
Taylor Bruns	29	104	76	0.73	28	249	.193	759	7.30	31	15	0.30	0	181	1.74	1	11	12	0.12	4	4
Hannah Lawing	30	107	67	0.63	42	214	.117	59	0.55	7	24	0.07	39	523	4.89	0	2	2	0.02	0	6
Brandi Byers	26	48	15	0.31	16	63	-.016	2	0.04	2	2	0.04	0	13	0.27	7	25	32	0.67	3	0
Paige Wheeler	26	70	9	0.13	10	39	-.026	9	0.13	1	13	0.01	17	112	1.60	0	0	0	0.00	0	0
Lindsey Craft	17	38	2	0.05	1	8	.125	7	0.18	2	3	0.05	4	66	1.74	0	0	0	0.00	0	0
Jordan Bradosky	30	95	2	0.02	7	16	-.312	300	3.16	10	16	0.11	8	138	1.45	0	1	1	0.01	5	8
Kathryn Pearce	6	6	0	0.00	0	0	.000	0	0.00	0	2	0.00	0	1	0.17	0	0	0	0.00	0	0

2011 INDIVIDUAL STATISTICS

NAME	MP	SP	KILL	K/G	ERR	ATT	PCT	AST	A/G	SA	SE	SA/G	RE	DIG	D/G	BS	BA	TB	B/G	BE	BHE
Juliette Thévenin	25	88	321	3.65	121	896	.223	27	0.31	17	34	0.19	26	296	3.36	4	25	29	0.33	2	1
Teresa Stenlund	29	93	203	2.18	63	463	.302	12	0.13	2	5	0.02	0	42	0.45	13	60	73	0.78	6	0
Cara Howley	29	79	167	2.11	71	433	.222	6	0.08	15	28	0.19	1	54	0.68	0	31	31	0.39	4	1
Bethanie Thomas	30	99	207	2.09	89	723	.163	48	0.48	8	12	0.08	28	259	2.62	4	19	23	0.23	3	1
Frankie Vain	20	66	120	1.82	32	275	.320	13	0.20	9	23	0.14	1	43	0.65	3	23	26	0.39	6	2
Megan Kent	23	59	96	1.63	27	239	.289	5	0.08	1	2	0.02	0	16	0.27	2	27	29	0.49	3	1
Hanna Forst	28	72	116	1.61	47	401	.172	8	0.11	7	5	0.10	13	123	1.71	7	14	21	0.29	2	0
Taylor Bruns	30	102	105	1.03	25	242	.331	971	9.52	25	27	0.25	0	258	2.53	0	21	21	0.21	3	9
Christina Glover	18	33	28	0.85	20	102	.078	7	0.21	0	4	0.00	8	70	2.12	0	2	2	0.06	0	0
Lexie Pawlik	16	27	9	0.33	4	15	.333	113	4.19	3	7	0.11	0	25	0.93	1	0	1	0.04	1	1
Kellie Schmidt	8	9	3	0.33	5	21	-.095	0	0.00	0	0	0.00	1	1	0.11	0	0	0	0.00	0	0
Brandi Byers	6	9	2	0.22	6	13	-.308	3	0.33	0	0	0.00	0	2	0.22	0	3	3	0.33	1	1
Paige Wheeler	30	104	1	0.01	0	8	.125	65	0.62	14	24	0.13	33	475	4.57	0	0	0	0.00	0	2
Lindsey Craft	23	55	0	0.00	1	9	-.111	9	0.16	2	5	0.04	8	78	1.42	0	0	0	0.00	0	1
Kathryn Pearce	7	10	0	0.00	0	0	.000	0	0.00	0	2	0.00	0	3	0.30	0	0	0	0.00	0	0

2012 INDIVIDUAL STATISTICS

NAME	MP	SP	KILL	K/G	ERR	ATT	PCT	AST	A/G	SA	SE	SA/G	RE	DIG	D/G	BS	BA	TB	B/G	BE	BHE
Juliette Thévenin	32	105	453	4.31	142	1073	.290	32	0.30	15	38	0.14	29	265	2.52	13	24	37	0.35	6	4
Bethanie Thomas	32	105	233	2.22	72	727	.221	40	0.38	16	10	0.15	23	254	2.42	13	17	30	0.29	3	0
Cara Howley	32	107	234	2.19	86	503	.294	13	0.12	27	37	0.25	0	77	0.72	5	67	72	0.67	5	0
Jenna Allen	30	84	122	1.45	55	328	.204	13	0.15	4	9	0.05	6	102	1.21	2	25	27	0.32	0	0
Christina Vereb	26	80	115	1.44	50	316	.206	5	0.06	0	0	0.00	1	27	0.34	1	38	39	0.49	2	1
Darian Dozier	31	96	129	1.34	43	325	.265	6	0.06	0	0	0.00	0	24	0.25	7	60	67	0.70	12	0
Maddie Frome	8	9	12	1.33	6	27	.222	1	0.11	0	1	0.00	4	7	0.78	1	1	2	0.22	0	0
Megan Kent	21	41	47	1.15	16	117	.265	1	0.02	0	2	0.00	2	12	0.29	1	13	14	0.34	3	0
Taylor Bruns	30	102	104	1.02	22	258	.318	953	9.34	22	19	0.22	0	226	2.22	3	25	28	0.27	3	3
Elizabeth Johnbull	9	9	8	0.89	3	13	.385	0	0.00	0	0	0.00	0	0	0.00	1	1	2	0.22	0	0
Sarah Blomgren	24	11	19	0.79	18	68	.015	0	0.00	0	0	0.00	0	2	0.08	1	7	8	0.33	4	0
Lexie Pawlik	19	41	6	0.15	5	20	.050	223	5.44	4	5	0.10	0	61	1.49	0	3	3	0.07	1	3
Christina Glover	19	43	2	0.05	0	16	.125	4	0.09	5	9	0.12	0	67	1.56	0	1	1	0.02	0	0
Lindsey Craft	17	31	1	0.03	0	5	.200	4	0.13	3	10	0.10	2	61	1.97	0	0	0	0.00	0	0
Paige Wheeler	32	106	1	0.01	0	4	.250	91	0.86	11	39	0.10	21	414	3.91	0	0	0	0.00	0	2
Litsa Darby	9	11	0	0.00	0	0	.000	2	0.18	0	4	0.00	0	5	0.45	0	0	0	0.00	0	2

2013 INDIVIDUAL STATISTICS

NAME	MP	SP	KILL	K/G	ERR	ATT	PCT	AST	A/G	SA	SE	SA/G	RE	DIG	D/G	BS	BA	TB	B/G	BE	BHE
Juliette Thévenin	29	102	466	4.57	171	1173	.251	23	0.23	16	41	0.16	38	225	2.21	1	36	37	0.36	6	1
Sarah Blomgren	30	102	214	2.10	117	542	.179	7	0.07	1	2	0.01	1	36	0.35	5	60	65	0.64	11	0
Darian Dozier	31	108	214	1.98	70	521	.276	6	0.06	8	24	0.07	0	64	0.59	8	107	115	1.06	7	4
Dessaa Legros	29	76	131	1.72	83	433	.111	5	0.07	0	0	0.00	4	30	0.39	0	14	14	0.18	2	0
Jacqy Angermiller	24	77	121	1.57	50	334	.213	4	0.05	0	0	0.00	1	13	0.17	8	75	83	1.08	8	1
Koko Atoa-Williams	21	56	80	1.43	54	286	.091	3	0.05	0	0	0.00	4	21	0.38	0	15	15	0.27	3	2
Kellie McNeil	23	82	78	0.95	22	198	.283	834	10.17	11	14	0.13	1	161	1.96	8	69	77	0.94	2	18
Elizabeth Johnbull	16	37	43	1.16	16	104	.260	0	0.00	0	0	0.00	3	9	0.24	1	17	18	0.49	2	1
Katlyn McDaniel	7	12	7	0.58	6	28	.036	0	0.00	1	0	0.08	0	2	0.17	0	5	5	0.42	1	0
Helen Recaborde	12	30	6	0.20	9	27	-.111	208	6.93	4	10	0.13	0	49	1.63	0	6	6	0.20	0	11
Mikaela Christiaansen	31	108	5	0.05	4	27	.037	127	1.18	18	20	0.17	30	386	3.57	0	1	1	0.01	0	5
Abby Feruck	6	11	5	0.45	2	13	.231	0	0.00	0	0	0.00	2	1	0.09	0	4	4	0.36	0	0
Lindsey Craft	29	86	3	0.03	2	8	.125	25	0.29	11	25	0.13	7	192	2.23	0	0	0	0.00	0	1
Gabrielle Rubeis	31	107	2	0.02	2	12	.000	35	0.33	6	22	0.06	26	246	2.30	0	0	0	0.00	0	0
Megan Kirkland	17	36	2	0.06	0	3	.667	7	0.19	3	8	0.08	7	39	1.08	0	0	0	0.00	0	0
Jordan Wilson-Talmdage	7	9	0	0.00	0	0	.000	1	0.11	1	5	0.11	0	8	0.89	0	0	0	0.00	0	0

2014 INDIVIDUAL STATISTICS

NAME	MP	SP	KILL	K/G	ERR	ATT	PCT	AST	A/G	SA	SE	SA/G	RE	DIG	D/G	BS	BA	TB	B/G	BE	BHE
Taylr McNeil	28	106	324	3.06	120	935	.218	13	0.12	6	6	0.06	26	187	1.76	10	43	53	0.50	5	2
Koko Atoa-Williams	31	121	304	2.51	137	991	.169	14	0.12	9	14	0.07	28	283	2.34	6	42	48	0.40	5	2
Darian Dozier	31	120	218	1.82	90	577	.222	10	0.08	4	11	0.03	1	80	0.67	14	127	141	1.17	12	1
Sarah Blomgren	30	105	207	1.97	94	520	.217	13	0.12	3	12	0.03	4	72	0.69	3	42	45	0.43	13	3
Kellie McNeil	30	115	121	1.05	39	318	.258	701	6.10	29	33	0.25	0	174	1.51	7	75	82	0.71	4	12
Jacqy Angermiller	22	76	97	1.28	43	254	.213	1	0.01	0	1	0.00	1	9	0.12	6	61	67	0.88	5	2
Katlyn McDaniel	20	60	60	1.00	21	154	.253	0	0.00	0	1	0.00	0	12	0.20	4	36	40	0.67	4	0
Dessaa Legros	18	39	56	1.44	37	182	.104	1	0.03	1	2	0.03	4	23	0.59	1	4	5	0.13	0	0
Elizabeth Johnbull	17	40	40	1.00	20	91	.220	2	0.05	0	0	0.00	0	9	0.22	3	19	22	0.55	2	1
Caroline Cann	9	15	16	1.07	14	63	.032	1	0.07	0	2	0.00	2	4	0.27	0	1	1	0.07	2	0
Allie Monserez	28	92	5	0.05	14	29	-.310	448	4.87	11	24	0.12	0	166	1.80	0	11	11	0.12	1	8
Mikaela Christiaansen	31	123	4	0.03	1	14	.214	128	1.04	17	17	0.14	29	535	4.35	0	0	0	0.00	0	1
Megan Kirkland	28	105	2	0.02	0	8	.250	22	0.21	15	20	0.14	18	202	1.92	0	0	0	0.00	0	1
Jordan Wilson-Talmdage	28	70	2	0.03	0	3	.667	7	0.10	6	15	0.09	13	76	1.09	0	0	0	0.00	0	1
Abby Feruck	2	2	0	0.00	0	3	.000	0	0.00	0	0	0.00	0	0	0.00	0	1	1	0.50	0	0

2015 INDIVIDUAL STATISTICS

NAME	MP	SP	KILL	K/G	ERR	ATT	PCT	AST	A/G	SA	SE	SA/G	RE	DIG	D/G	BS	BA	TB	B/G	BE	BHE
Dessaa Legros	31	111	349	3.14	171	973	.183	9	0.08	5	20	0.05	16	181	1.63	10	27	37	0.33	3	4
Sarah Blomgren	31	112	345	3.08	137	851	.244	10	0.09	6	23	0.05	11	106	0.95	3	59	62	0.55	13	0
Darian Dozier	29	103	247	2.40	71	561	.314	8	0.08	8	13	0.08	1	60	0.58	18	86	104	1.01	4	2
Koko Atoa-Williams	31	106	135	1.27	83	512	.102	23	0.22	13	18	0.12	27	194	1.83	5	17	22	0.21	5	1
Jacqy Angermiller	23	81	132	1.63	55	339	.227	2	0.02	2	1	0.02	0	9	0.11	9	56	65	0.80	5	1
Courtney Furlong	31	86	110	1.28	54	356	.157	4	0.05	2	0	0.02	2	37	0.43	5	26	31	0.36	4	0
Elizabeth Johnbull	24	55	75	1.36	31	168	.262	3	0.05	0	0	0.00	0	15	0.27	5	29	34	0.62	3	1
Aubrey Ezell	31	114	50	0.44	22	141	.199	1167	10.24	47	94	0.41	0	309	2.71	4	47	51	0.45	10	10
Abby Feruck	1	3	6	2.00	0	10	.600	0	0.00	0	0	0.00	0	2	0.67	0	1	1	0.33	0	0
Callie Brown	14	18	4	0.22	0	11	.364	0	0.00	0	0	0.00	0	1	0.06	0	2	2	0.11	0	0
Jesse Turner	3	5	3	0.60	1	16	.125	0	0.00	0	0	0.00	0	2	0.40	0	2	2	0.40	0	0
Katlyn McDaniel	4	6	3	0.50	2	8	.125	0	0.00	0	0	0.00	0	1	0.17	0	0	0	0.00	0	0
Megan Kirkland	31	109	2	0.02	1	9	.111	56	0.51	21	19	0.19	16	328	3.01	0	0	0	0.00	0	1
Emma Lock	27	87	2	0.02	3	16	-.062	31	0.36	11	16	0.13	10	140	1.61	0	0	0	0.00	0	1
Joely Cabrera	29	90	1	0.01	1	9	.000	34	0.38	17	39	0.19	18	255	2.83	0	0	0	0.00	0	0
Madison Borowski	4	4	0	0.00	0	0	.000	10	2.50	0	0	0.00	0	1	0.25	0	0	0	0.00	0	1
J. Wilson-Talmdage	5	11	0	0.00	0	0	.000	2	0.18	1	4	0.04	4	7	0.64	0	0	0	0.00	0	0
Claire Blumenthal	12	24	0	0.00	0	0	.000	3	0.12	1	0	0.04	2	23	0.96	0	0	0	0.00	0	0

2016 INDIVIDUAL STATISTICS

NAME	MP	SP	KILL	K/G	ERR	ATT	PCT	AST	A/G	SA	SE	SA/G	RE	DIG	D/G	BS	BA	TB	B/G	BE	BHE
Mikayla Shields	30	105	341	3.25	108	757	.308	7	0.07	8	7	0.08	5	116	1.10	5	65	70	0.67	13	1
Dessaa Legros	30	94	262	2.79	99	705	.231	6	0.06	2	15	0.02	21	111	1.18	12	26	38	0.40	3	0
Koko Atoa-Williams	30	103	197	1.91	97	647	.155	17	0.17	14	15	0.14	43	265	2.57	7	31	38	0.37	8	1
Abreia Epps	26	73	140	1.92	58	345	.238	0	0.00	0	0	0.00	0	21	0.29	2	31	33	0.45	3	0
Jacqy Angermiller	30	88	137	1.56	51	310	.277	2	0.02	3	3	0.03	1	17	0.19	13	62	75	0.85	5	0
Alicia Starr	25	71	80	1.13	17	189	.333	2	0.03	8	4	0.11	0	25	0.35	14	66	80	1.13	8	0
Claire Edwards	26	63	79	1.25	23	177	.316	1	0.02	6	4	0.06	0	3	0.05	8	46	54	0.86	5	0
Courtney Furlong	22	41	63	1.54	29	162	.210	6	0.15	0	1	0.00	6	25	0.61	5	15	20	0.49	0	0
Aubrey Ezell	30	106	42	0.40	9	108	.306	726	6.85	41	62	0.39	1	218	2.06	1	8	9	0.08	1	0
Jesse Turner	6	7	8	1.14	1	30	.233	1	0.14	0	0	0.00	0	2	0.29	0	4	4	0.57	1	0
Callie Brown	4	4	4	1.00	4	12	.000	0	0.00	0	0	0.00	0	0	0.00	0	0	0	0.00	0	0
Courtney McKeag	4	5	3	0.60	1	9	.222	0	0.00	2	0	0.40	0	3	0.60	0	0	0	0.00	0	0
Emma Lock	9	15	1	0.07	1	2	.000	0	0.00	2	4	0.13	4	27	1.80	0	0	0	0.00	0	0
Joely Cabrera	28	72	1	0.01	1	11	.000	17	0.24	7	31	0.10	20	108	1.50	0	0	0	0.00	0	0
Megan Kirkland	30	103	1	0.01	0	2	.500	84	0.82	16	32	0.16	19	349	3.39	0	0	0	0.00	0	0
Courtney Koehler	30	97	1	0.01	4	11	-.273	388	4.00	12	9	0.12	1	105	1.08	0	2	2	0.02	1	5
Savannah Murray	14	26	0	0.00	1	2	-.500	2	0.08	3	8	0.12	4	18	0.69	0	0	0	0.00	0	0

2017 INDIVIDUAL STATISTICS

NAME	MP	SP	KILL	K/G	ERR	ATT	PCT	AST	A/G	SA	SE	SA/G	RE	DIG	D/G	BS	BA	TB	B/G	BE	BHE
Mikayla Shields	30	116	429	3.70	132	1045	.284	24	0.21	20	43	0.17	22	283	2.44	17	58	75	0.65	15	4
Mikayla Robinson	30	115	260	2.26	95	542	.304	5	0.04	0	0	0.00	1	10	0.09	17	104	121	1.05	6	0
Claire Edwards	28	101	177	1.75	81	433	.222	2	0.02	13	44	0.13	0	35	0.35	16	58	74	0.73	4	3
Alicia Starr	26	86	154	1.79	55	488	.203	16	0.19	3	13	0.03	15	107	1.24	5	46	51	0.59	6	0
Abreia Epps	24	81	150	1.85	79	443	.160	2	0.02	0	0	0.00	5	31	0.38	0	12	12	0.15	7	0
Courtney Furlong	26	71	101	1.42	69	361	.089	5	0.07	3	1	0.04	7	50	0.70	5	36	41	0.59	7	0
Courtney Koehler	30	116	83	0.72	16	203	.330	1123	9.68	23	27	0.20	0	219	1.89	10	33	43	0.37	11	36
Jess Vastine	29	87	42	0.49	22	158	.127	20	0.23	11	11	0.13	26	111	1.28	0	14	14	0.16	1	0
Brooke Gostomski	19	43	11	0.26	4	26	.269	2	0.05	9	6	0.21	5	28	0.65	0	1	1	0.02	0	0
Courtney McKeag	13	35	3	0.09	1	10	.200	4	0.11	2	5	0.06	7	34	0.34	0	0	0	0.00	0	0
Callie Brown	5	6	3	0.50	2	11	.091	0	0.00	0	0	0.00	0	0	0.00	0	3	3	0.50	0	0
Emma Lock	22	64	2	0.03	3	9	-.111	11	0.17	7	12	0.11	11	74	1.16	0	0	0	0.00	0	0
Aubrey Ezell	30	116	2	0.02	3	17	-.059	119	1.03	49	81	0.42	29	527	4.54	0	0	0	0.00	0	7
Jesse Turner	2	2	2	1.00	0	4	.500	0	0.00	0	1	0.00	0	0	0.00	0	0	0	0.00	0	0
Savannah Murray	13	25	0	0.00	0	2	.000	2	0.08	0	2	0.00	3	33	1.32	0	0	0	0.00	0	0