

2017
SOUTH CAROLINA
MEN'S TENNIS
HISTORY & RECORDS

ALL-TIME NCAA TOURNAMENT RESULTS

1978 Championships • First Round

No. 1 Stanford 8, South Carolina 1
May 22, 1978 • Athens, Ga.

Individual match results unavailable

1987 Championships • Round of 16

Tennessee 5, South Carolina 3
May 16, 1987 • Athens, Ga.

Singles

1. Shelby Cannon (UT) def. Johan Karlen (SC) 6-1, 6-2
2. Byron Talbot (UT) def. Ken Diller (SC) 6-4, 6-2
3. Steve Longley (SC) def. Cary Cohenour (UT) 7-5, 4-6, 6-3
4. Jan Sandberg (SC) def. Mike Pittard (UT) 3-6, 6-4, 6-3
5. Tom Goles (UT) def. Brian Barker (SC) 1-6, 7-5, 6-2
6. Harry Sy (SC) def. Tim Leos (UT) 6-3, 6-3

Doubles

1. Shelby Cannon/Byron Talbot (UT) def. Ken Diller/Jan Sandberg (SC) 6-4, 6-2
2. Cary Cohenour/Tom Goles (UT) def. Brian Barker/Dave Delseni (SC) 6-4, 6-4

1989 Championships • Round of 16

South Carolina 5, Alabama 2
May 20, 1989 • Athens, Ga.

Singles

1. Steve Longley (SC) def. Clinton Ferreira (UA) 7-6, 7-5
2. Stephane Simian (SC) def. John Stimpson (UA) 7-6, 6-7, 6-4
3. Ken Diller (SC) def. Constantinos Efremoglou (UA) 6-4, 6-3
4. Ellis Ferreira (UA) def. Dave Herman (SC) 6-4, 3-2 ret.
5. Johan Karlen (SC) def. Tony Matkulak (UA) 6-7, 6-4, 6-4
6. Brad McMurray (UA) def. Louie Gloria (SC) 6-1, 6-4

Doubles

1. Ken Diller/Stephane Simian (SC) def. Ellis Ferreira/Clinton Ferreira (UA) 6-1, 6-4

1989 Championships • Quarterfinals

South Carolina 5, California 4
May 21, 1989 • Athens, Ga.

Singles

1. Woody Hunt (Cal) def. Steve Longley (SC) 6-2, 6-3
2. Stephane Simian (SC) def. Carl Chang (Cal) 7-6, 6-7, 6-4
3. Matt Lucena (Cal) def. Ken Diller (SC) 3-6, 6-2, 6-3
4. Dave Herman (SC) def. Kurt Streeter (Cal) 7-6, 3-6, 6-2
5. Johan Karlen (SC) def. Doug Eisenman (Cal) 6-4, 6-4
6. Ted Scherman (Cal) def. Louie Gloria (SC) 6-3, 1-6, 6-3

Doubles

1. Ken Diller/Stephane Simian (SC) def. Woody Hunt/Ted Scherman (Cal) 7-6, 6-3
2. Doug Eisenman/Matt Lucena (Cal) def. Steve Longley/Richard Lynch (SC) 7-6, 6-2
3. Louie Gloria/Erick Sydow (SC) def. Carl Chang/Kurt Streeter (Cal) 6-4, 6-4

1989 Championships • Semifinals

Stanford 5, South Carolina 3
May 22, 1989 • Athens, Ga.

Singles

1. Jeff Tarango (SU) def. Steve Longley (SC) 6-3, 6-1
2. Stephane Simian (SC) def. Martin Blackman (SU) 7-6, 7-6
3. Jeff Cathrall (SU) def. Ken Diller (SC) 6-1, 6-4
4. Alex O'Brien (SU) def. Dave Herman (SC) 7-5, 6-0
5. Glen Soloman (SU) def. Johan Karlen (SC) 6-5 ret.
6. Erick Sydow (SC) def. Paul Brandt (SU) 6-7, 7-6, 6-4

Doubles

1. Stephane Simian/Ken Diller led Alex O'Brien/Jeff Tarango (SU) 7-6, 4-1 suspended
2. Martin Blackman/Jeff Cathrall (SU) def. Steve Longley/Richard Lynch (SC) 7-6, 6-1
3. Louie Gloria/Erick Sydow (SC) def. Richardson/Glen Solomon (SU) 6-3, 6-2



The 1989 Gamecocks reached the NCAA semifinals, the furthest into the event any South Carolina team has advanced.

ALL-TIME NCAA TOURNAMENT RESULTS

1990 Championships • Round of 16

Southern California 5, South Carolina 2
May 19, 1990 • Palm Springs, Calif.

Singles

1. Byron Black (USC) def. Stephane Simian (SC) 6-4, 7-5
2. Louie Gloria (SC) def. Mehdi Benyebka (USC) 6-1, 1-6, 6-2
3. Donny Isaak (USC) def. Dave Hopper (SC) 6-2, 6-0
4. Andras Lanyi (USC) def. P.J. Langone (SC) 6-2, 6-2
5. Martin Dionne (USC) def. Mark Palus (SC) 6-4, 6-2
6. Erick Sydow (SC) def. Paul Brandt (USC) 6-7, 7-6, 6-4

Doubles

3. Mehdi Benyebka/MartinDionne (USC) def. Jamie Frontera/Richard Lynch (SC) 6-4, 6-2

1991 Championships • Round of 20

South Carolina 5, Oklahoma State 2
May 17, 1991 • Athens, Ga.

Singles

1. Dave Hopper (SC) def. Eric Fahnestock (OSU) 6-2, 6-2
2. Justin Stead (OSU) def. Johan Sandberg (SC) 7-6, 4-6, 6-4
3. Dirk Hahneiser (SC) def. Neal Pashley (OSU) 6-0, 6-2
4. Danny Bishop (OSU) def. Andreis Theron (SC) 6-4, 6-2
5. Erick Sydow (SC) def. Mark Heather (OSU) 6-1, 6-4
6. Mark Palus (SC) def. Andy Carswell (OSU) 6-2, 6-0

Doubles

3. Dirk Hahneiser/Andreis Theron (SC) def. Danny Bishop/Andy Carswell (OSU) 6-1, 6-4

1991 Championships • Round of 16

Stanford, 5 South Carolina 1
May 18, 1991 • Athens, Ga.

Singles

1. Alex O'Brien (SU) def. Dave Hopper (SC) 6-3, 6-3
2. Jonathan Stark (SU) def. Johan Sandberg (SC) 6-7, 6-3, 6-2
3. Dirk Hahneiser (SC) def. Jared Palmer (SU) 2-6, 6-3, 6-1
4. Vimal Patel (SU) def. Andreis Theron (SC) 6-4, 6-1
5. Jason Lee (SU) def. Erick Sydow (SC) 7-6, 7-6
6. Michael Flanagan (SU) def. Johan Wiig (SC) 6-3, 6-4

1994 Regional • Semifinal

No. 20 North Carolina 4, South Carolina 2
May 14, 1994 • Columbia, S.C.

Doubles

1. Jose Frontera/Johan Sandberg (SC) def. David Caldwell/Brint Morrow (NC) 8-5
2. Maxsy Jimenez/Jimmy Panagopoulos (SC) vs. Paul Harsanyi/Brett Hutton (NC) suspended
3. Mark Bommelje/Ben Cook (SC) def. Wells Brabham/Harper (NC) 8-6

Singles

1. David Caldwell (NC) def. Johan Sandberg (SC) 1-6, 6-0, 6-2
2. Brint Morrow (NC) def. Maxsy Jimenez (SC) 6-4, 6-3
3. Paul Harsanyi (NC) def. Jimmy Panagopoulos (SC) 6-3, 6-4
4. Jorge Esqueda (SC) def. Cooper Pulliam (NC) 6-2, 6-2
6. Wells Brabham (NC) def. Johan Wiig (SC) 7-5, 6-4

1995 Regional • First Round

No. 23 VCU 4, South Carolina 0
May 5, 1995 • Norfolk, Va.

Doubles

1. (46) Jonas Emblad/Boris Kodjoe (VCU) def. Maxsy Jimenez/Jimmy Panagopoulos (SC) 8-6
2. Enrique Alarcon/Jorge Escueda (SC) def. Manuel Kropgreiter/Fredrik Wickstrom (VCU) 8-4
3. Bjorkholm/Richard Wernerhjelm (VCU) def. Miller Brice/Ben Cook (SC) 8-0

Singles

1. Richard Wernerhjelm (VCU) led Maxsy Jimenez (SC) 7-5, 3-4 suspended
2. Boris Kodjoe (VCU) def. Jimmy Panagopoulos (SC) 6-4, 6-4
3. Jonas Emblad (VCU) def. Jorge Esqueda (SC) 6-1, 6-4
4. Ben Cook (SC) led Fredrik Wickstrom (VCU) 7-5, 3-4 suspended
5. Messay Abebe (SC) led Sebastian Preauchat (VCU) 6-1, 6-5 suspended
6. Manuel Kopfreiter (VCU) def. Miller Brice (SC) 7-5, 6-3

1996 Regional • Semifinal

No. 33 Florida State 4, No. 40 South Carolina 2
May 10, 1996 • Clemson, S.C.

Doubles

1. Keith Brill/Maxsy Jimenez (SC) def. Jason White/Jean Paul Vissepo (FSU) 8-2
2. Robert Wojcik/Miller Brice (SC) def. Alex Golub/Ty Braswell Suspended
3. Grzegorz Badurowicz/Jorge Esqueda (SC) def. Scott Schuhriemen/Yvo Niks (FSU) 8-0

Singles

1. (37) Jason White (FSU) def. (33) Maxsy Jimenez (SC) 6-1, 6-3
2. Keith Brill (SC) vs. Jean Paul Vissepo (FSU) Suspended
3. Scott Schuhriemen (FSU) def. (73) Robert Wojcik (SC) 1-6, 6-4, 6-2
4. Jorge Esqueda (SC) def. Ty Braswell (FSU) 7-6, 6-0
5. Alex Golub (FSU) def. Grzegorz Badurowicz (SC) 6-4, 6-4
6. Yvo Niks (FSU) def. Francesco Cattini (SC) 6-2, 6-3

ALL-TIME NCAA TOURNAMENT RESULTS

1997 Regional • Quarterfinals

No. 26 South Carolina 4, No. 34 Virginia 1
May 9, 1997 • Atlanta, Ga.

Doubles

1. Scott Lebovitz/Justin Smith (UVA) def. Grzegorz Badurowicz/Jerome Jourdon (SC) 8-6
2. Olof Akesson/Robert Wojcik (SC) vs. Bear Schofield/Hyon Hoon (UVA) Suspended
3. Kent Koch/John Winter (UVA) def. Keith Brill/Jorge Esqueda (SC) 8-6

Singles

1. Jerome Jourdon (SC) vs. Scott Lebovitz (UVA) Suspended
2. (33) Keith Brill (SC) def. Bear Schofield (UVA) 6-3, 7-5
3. (71) Jorge Esqueda (SC) def. Hyon Yoo (UVA) 3-6, 6-4, 6-3
4. Grzegorz Badurowicz (SC) def. Justin Smith (UVA) 6-4, 2-6, 7-6 (3)
5. Olof Akesson (SC) vs. Kent Koch (UVA) Suspended
6. Robert Wojcik (SC) def. John Winter (UVA) 6-3, 6-4

1997 Regional • Semifinal

No. 26 South Carolina 4, No. 16 VCU 1
May 10, 1997 • Atlanta, Ga.

Doubles

1. Grzegorz Badurowicz/Jerome Jourdon (SC) def. Oliver Tauma/Daniel Andersson (VCU) 8-3
2. Olof Akesson/Robert Wojcik (SC) def. Manuel Kropfreiter/Pascal Salasca (VCU) 8-5
3. Richard Wernerhjelm/Guillem (VCU) def. Keith Brill/Jorge Esqueda (SC) 8-5

Singles

1. (16) Olivier Tauma (VCU) def. (26) Jerome Jourdon (SC) 6-4, 6-3
2. (33) Keith Brill (SC) def. (39) Daniel Andersson (VCU) 7-5, 7-5
3. (17) Richard Wernerhjelm (VCU) def. (71) Jorge Esqueda (SC) 6-1, 6-0
4. Grzegorz Badurowicz (SC) def. Manuel Kropfreiter (VCU) 7-6 (4), 6-2
5. Olof Akesson (SC) def. Pascal Salasca (VCU) 7-6 (4), 7-5
6. Robert Wojcik (SC) vs. Olle Lundberg (VCU) Suspended

1997 Regional • Final

No. 10 Duke 4, No. 26 South Carolina 1
May 11, 1997 • Atlanta, Ga.

Doubles

1. Grzegorz Badurowicz/Jerome Jourdon (SC) def. Sven Koehler/Dmitry Muzyka (DU) 8-3
2. Doug Root/Sebastien Gobbi (DU) def. Olof Akesson/Robert Wojcik (SC) 8-2
3. Adam Gusky/Porter Jones (DU) def. Keith Brill/Jorge Esqueda (SC) 8-6

Singles

1. (26) Jerome Jourdon (SC) def. (40) Doug Root (DU) 7-6, 6-3
2. Keith Brill (SC) vs. Alberto Brause (DU) Suspended
3. (68) Dmitry Muzyka (DU) def. (71) Jorge Esqueda (SC) 7-6 (6), 6-2
4. Adam Gusky (DU) def. Grzegorz Badurowicz (SC) 7-6 (5), 6-1
5. Olof Akesson (SC) vs. Sven Koehler (DU) Suspended
6. Porter Jones (DU) def. Robert Wojcik (SC) 6-0, 6-2

1998 Regional • Quarterfinal

No. 15 South Carolina 4, Clemson 0
May 15, 1998 • Richmond, Va.

Doubles

1. Jerome Jourdon/Vladimir Pavicevic (SC) vs. Pablo Bellagamba/Josh Goffi (CU) Suspended
2. Olof Akesson/Guillaume Legat (SC) def. Knight/Brad Emendorfer (CU) 8-6
3. Miller Brice/Tomasz Wawrzyniak (SC) def. Joey Hopke/Sandon Barth (CU) 9-7

Singles

1. Vladimir Pavicevic (SC) vs. Pablo Bellagamba (CU) Suspended
2. Jerome Jourdon (SC) vs. Josh Goffi (CU) Suspended
3. (44) Guillaume Legat (SC) def. Brad Emendorfer (CU) 6-4, 6-2
4. Olof Akesson (SC) vs. Darren Knight (CU) Suspended
5. Remy Nagel (SC) def. Joey Hopke (CU) 6-2, 6-1
6. Tomasz Wawrzyniak (SC) def. Sandon Barth (CU) 7-5, 6-3

1998 Regional • Semifinal

No. 15 South Carolina 4, North Carolina 1
May 16, 1998 • Richmond, Va.

Doubles

1. (10) Jerome Jourdon/Vladimir Pavicevic (SC) def. Grass/Adam Seri (NC) 8-4
2. Olof Akesson/Guillaume Legat (SC) def. Greg Hill/Rob Todesco (NC) 8-5
3. Miller Brice/Tomasz Wawrzyniak (SC) vs. Phillips/Thomas (NC) Suspended

Singles

1. (18) Vladimir Pavicevic (SC) def. (79) Tripp Phillips (NC) 6-3, 6-4
2. (29) Jerome Jourdon (SC) def. Rob Todesco (NC) 6-0, 6-3
3. (44) Guillaume Legat (SC) def. Adam Seri (NC) 6-1, 6-4
4. Greg Hill (NC) def. Olof Akesson (SC) 6-4, 6-2
5. Remy Nagel (SC) vs. Tony Thomas (NC) Suspended
6. Tomasz Wawrzyniak (SC) vs. Michael Grass (NC) Suspended

1998 Regional • Final

No. 15 South Carolina 4, Virginia 2
May 17, 1998 • Richmond, Va.

Doubles

1. (10) Jerome Jourdon/Vladimir Pavicevic (SC) def. Huntley Montgomery (UVA) 8-3
2. Olof Akesson/Guillaume Legat (SC) def. Bear Schofield/Hyon Yoo (UVA) 8-3
3. Croker/John Winter (UVA) def. Miller Brice/Tomasz Wawrzyniak (SC) 8-0

Singles

1. (42) Brian Vahaly (UVA) def. (18) Vladimir Pavicevic (SC) 7-5, 4-6, 7-6 (3)
2. (29) Jerome Jourdon (SC) def. Huntley Montgomery (UVA) 4-6, 6-4, 6-1
3. (44) Guillaume Legat (SC) def. Hyon Yoo (UVA) 6-3, 6-2
4. Olof Akesson (SC) def. Bear Schofield (UVA) 6-7, 6-3, 6-0
5. Remy Nagel (SC) def. John Winter (UVA) 6-2, 6-2
6. Tomasz Wawrzyniak (SC) def. Tommy Croker (UVA) Suspended

ALL-TIME NCAA TOURNAMENT RESULTS

1998 Championship • Sweet 16

No. 4 Mississippi State 4, No. 15 South Carolina 0
May 23, 1998 • Athens, Ga.

Doubles

1. Jerome Jourdon/Vladimir Pavicevic (SC) vs. Marco Baron/Simon Larose (MSU) Suspended
2. Ballay/Thomas Dupre (MSU) def. Olof Akesson/Guillaume Legat (SC) 8-6
3. Jeremy Bayon/Metz (MSU) def. Miller Brice/Tomasz Wawrzyniak (SC) 8-3

Singles

1. (8) Thomas Dupre (MSU) def. (18) Vladimir Pavicevic (SC) 6-4, 6-4
2. (12) Simon Larose (MSU) def. (29) Jerome Jourdon (SC) 6-3, 7-5
3. Guillaume Legat (SC) vs. Matthieu Ballay (MSU) Suspended
4. Olof Akesson (SC) vs. Marco Baron (MSU) Suspended
5. (62) Jeremy Bayon (MSU) def. Remy Nagel (SC) 6-2, 6-2
6. Tomasz Wawrzyniak (SC) vs. Derek Pope (MSU) Suspended

1999 Championships • Round of 64

No. 14 South Carolina 4, Indiana 2
May 15, 1999 • Lexington, Ky.

Doubles

1. Rahman Smiley/Gabe Montilla (IU) def. Vladimir Pavicevic/Tomasz Wawrzyniak (SC) 8-6
2. Milan Rakvica/George McGill (IU) def. Olof Akesson/Guillaume Legat (SC) 9-7
3. Juan Gamboa/Jerome Jourdon (SC) def. Ian Arons/Jordan (IU) 8-2

Singles

1. (40) Jerome Jourdon (SC) def. Ian Amos (IU) 6-2, 6-0
2. (35) Guillaume Legat (SC) def. Gabe Montilla (IU) 6-3, 7-6
3. George McGill (IU) def. (68) Vladimir Pavicevic (SC) 6-3, 6-7, 3-0 ret.
4. (90) Olof Akesson (SC) def. Milan Rakcikn (IU) 3-6, 6-2, 6-3
5. Juan Gambao (SC) def. Paul Jacobson (IU) 6-1, 6-4
6. Tomasz Wawrzyniak (SC) vs. Rahman Smiley (IU) Suspended

1999 Championships • Round of 32

No. 18 Kentucky 4, No. 14 South Carolina 0
May 16, 1999 • Lexington, Ky.

Doubles

1. Johan Hesoun/Johansson (UK) def. Vladimir Pavicevic/Tomasz Wawrzyniak (SC) 8-4
2. Edo Bowon/Tomas Smid (UK) def. Olof Akesson/Guillaume Legat (SC) 8-6
3. Juan Gamboa/Jerome Jourdon (SC) def. Carlos Drada/Stephens (UK) 8-5

Singles

1. Jerome Jourdon (SC) vs. Johan Hesoun (UK) Suspended
2. Guillaume Legat (SC) vs. Carlos Drada (UK) Suspended
3. Tomas Smid (UK) def. (68) Vladimir Pavicevic (SC) 6-1, 7-5
4. Gustav Pousette (UK) def. (90) Olof Akesson (SC) 6-4, 6-3
5. Juan Gamboa (SC) vs. Edo Bowon (UK) Suspended
6. Johan Grunditz (UK) def. Tomasz Wawrzyniak (SC) 6-3, 6-4

2000 Championships • Round of 64

No. 43 South Carolina 4, No. 27 South Alabama 3
May 13, 2000 • Durham, N.C.

Doubles

1. Jerome Jourdon/Robert Steckley (SC) def. Paul McNemy/Zlatko Stupashy (USA) 8-4
2. Julien Raynal/Vincent Baudat (USA) def. Juan Gamboa/Guillaume Legat (SC) 9-8 (4)
3. Christian Thall/Zinchanka (USA) def. Olof Akesson/David Nelson (SC) 8-4

Singles

1. Julien Raynal (USA) def. Robert Steckley (SC) 4-6, 6-2, 6-0
2. Jerome Jourdon (SC) def. (100) Christian Thall (USA) 7-6, 5-7, 6-4
3. (84) Guillaume Legat (SC) def. Vincent Baudat (USA) 6-0, 6-1
4. Seth Rose (SC) def. Zak Lahmar (USA) 6-3, 6-1
5. Olof Akesson (SC) def. Paul McNemy (USA) 6-4, 6-1
6. Zlatko Stupashy (USA) def. Juan Gamboa (SC) 7-6, 6-4

2000 Championships • Round of 32

No. 6 Duke 4, No. 43 South Carolina 3
May 14, 2000 • Durham, N.C.

Doubles

1. Jerome Jourdon/Robert Steckley (SC) vs. Doug Root/Ramsey Smith (DU) Suspended
2. Andres Pedrosa/Rueger (DU) def. Juan Gamboa/Guillaume Legat (SC) 8-3
3. Jones/Pedro Escudero (DU) def. Olof Akesson/David Nelson (SC) 9-8 (5)

Singles

1. (46) Doug Root (DU) def. Robert Steckley (SC) 7-5, 2-6, 7-6 (5)
2. Jerome Jourdon (SC) def. (34) Ramsey Smith (DU) 5-7, 6-3, 6-2
3. Pedro Escudero (DU) def. (84) Guillaume Legat (SC) 7-5, 6-4
4. Seth Rose (SC) def. (48) Andres Pedrosa (DU) 0-6, 6-3, 6-3
5. Olof Akesson (SC) def. Joel Spicher (DU) 6-4, 6-0
6. Marko Cerenko (DU) def. Juan Gamboa (SC) 6-2, 6-4

2001 Championships • Round of 64

No. 35 South Florida 4, No. 30 South Carolina 3
May 11, 2001 • Los Angeles, Calif.

Doubles

1. Paco Angelo/Martin Wetzel (USF) def. David Nelson/Seth Rose (SC) 8-6
2. Match Suspended
3. Boris Babic/Shah (USF) def. Rodrigo Pacheco/Carl Wermee (SC) 8-4

Singles

1. (7) Guillaume Legat (SC) def. (83) Paco Angelo (USF) 3-6, 7-5, 6-4
2. Martin Wetzel (USF) def. (85) Seth Rose (SC) 6-4, 6-2
3. Boris Babic (USF) def. Marcus Westman (SC) 6-1, 7-6 (1)
4. David Nelson (SC) def. Nadim Naser (USF) 6-1, 6-2
5. Jorge Escallon (USF) def. Carl Wermee (SC) 6-2, 6-7 (4), 7-5
6. Rodrigo Pacheco (SC) def. Jit Shaw (USF) 6-1, 3-6, 6-2

ALL-TIME NCAA TOURNAMENT RESULTS

2002 Championships • Round of 64

No. 19 South Carolina 4, No. 44 Georgia Tech 2
May 11, 2002 • Knoxville, Tenn.

Doubles

1. Roger Anderson/David Wright (GT) def. Angelo Niculescu/Marcus Westman (SC) 8-5
2. Seth Rose/Carl Wermee (SC) vs. Westcott/Scott Schnugg (GT) Suspended
3. Joao Menano/Morus (GT) def. Ben Atkinson/David Nelson (SC) 8-5

Singles

1. (30) Roger Anderson (GT) def. (37) Seth Rose (SC) 2-6, 6-0, 6-2
2. (68) Angelo Niculescu (SC) def. David Wright (GT) 6-1, 6-3
3. David Nelson (SC) def. Joao Menano (GT) 6-4, 6-1
4. Marcus Westman (SC) def. Scott Schnugg (GT) 6-4, 7-6 (2)
5. Carl Wermee (SC) def. Wes Nott (GT) 6-1, 6-3
6. Rodrigo Pacheco (SC) vs. Stephen Moros (GT) Suspended

2002 Championships • Round of 32

No. 1 Georgia 4, No. 19 South Carolina 0
May 12, 2002 • Knoxville, Tenn.

Doubles

1. Matias Boeker/Bo Hodge (UGA) def. Angelo Niculescu/Marcus Westman (SC) 8-3
2. Seth Rose/Carl Wermee (SC) vs. Adam Seri/Brandon Wagner (UGA) Suspended
3. Nicolas Boeker/Lesley Joseph (UGA) def. Ben Atkinson/David Nelson (SC) 8-3

Singles

1. Seth Rose (SC) vs. Matias Boeker (UGA) Suspended
2. (18) Brandon Wyner (UGA) def. (68) Angelo Niculescu (SC) 6-1, 6-4
3. David Nelson (SC) vs. Bo Hodge (UGA) Suspended
4. Marcus Westman (SC) vs. Lesley Joseph (UGA) Suspended
5. Adam Seri (UGA) def. Carl Wermee (SC) 6-1, 6-1
6. Nicholas Boeker (UGA) def. Ben Atkinson (SC) 6-2, 6-2

2003 Championships • Round of 64

No. 33 Rice 4, No. 18 South Carolina 2
May 10, 2003 • Austin, Texas

Doubles

1. Robert Barker/William Barker (RU) def. Geraldo Knorr/Angelo Niculescu (SC) 8-5
2. Seth Rose/Carl Wermee (SC) def. Tony Haerle/Robert Searle (RU) 8-6
3. Tom Eklund/Marcus Westman (SC) def. Jackson/Matthias Mathaes (RU) 8-5

Singles

1. (27) Robert Searle (RU) def. (48) Seth Rose (SC) 6-4, 6-0
2. (29) Robert Barker (RU) def. (69) Angelo Niculescu (SC) 6-4, 6-1
3. Marcus Westman (SC) vs. William Barker (RU) Suspended
4. Tony Haerle (RU) def. Carl Wermee (SC) 1-6, 7-5, 6-4
5. Vuk Rajevac (RU) def. Tom Eklund (SC) 7-5, 6-2
6. Ben Atkinson (SC) def. Matthias Mathaes (RU) 6-3, 3-6, 6-4

2004 Championships • Round of 64

No. 17 Ohio State 4, No. 38 South Carolina 0
May 15, 2004 • Chapel Hill, N.C.

Doubles

1. (25) Joey Atas/Jeremy Wurtzman (OSU) def. Geraldo Knorr/Pedro Rodrigues (SC) 8-4
2. Scott Green/Ross Wilson (OSU) def. Tom Eklund/Marcus Westman (SC) 8-5
3. Ben Atkinson/Carl Wermee (SC) vs. Contini/Dennis Mertens (OSU) Suspended

Singles

1. Jeremy Wurtzman (OSU) def. Marcus Westman (SC) 6-4, 6-2
2. Tom Eklund (SC) vs. Joey Atas (OSU) Suspended
3. Carl Wermee (SC) vs. Chris Klingemann (OSU) Suspended
4. Devin Mullings (OSU) def. Geraldo Knorr (SC) 6-3, 6-1
5. Ben Atkinson (SC) vs. Ross Wilson (OSU) Suspended
6. Dennis Mertens (OSU) def. Pedro Rodrigues (SC) 6-1, 6-4

2005 Championships • Round of 64

No. 19 South Carolina 4, No. 51 Oklahoma 3
May 14, 2005 • Stillwater, Okla.

Doubles

1. (23) Geraldo Knorr/Pedro Rodrigues (SC) def. Tommy Garrison/Ondrej Fukala (OU) 8-2
2. Jaime Cuellar/Tom Eklund (SC) def. Marek Velicka/Silviu Tanasoiu (OU) 8-4
3. Ben Atkinson/Dmitry Babenko (SC) vs. Lee Gregg/Chavarria (OU) Suspended

Singles

1. (35) Tom Eklund (SC) def. (50) Marek Velicka (OU) 7-6 (8), 6-3
2. Ondrej Fukala (OU) def. Pedro Rodrigues (SC) 6-0, 6-1
3. Jaime Cuellar (SC) def. (125) Alexei Ivanov (OU) 6-3, 6-4
4. Tommy Garrison (OU) def. Dmitry Babenko (SC) 6-0, 7-5
5. Geraldo Knorr (SC) def. Silviu Tanasoiu (OU) 6-7 (5), 6-4, 6-2
6. Lee Gregg (OU) def. Ben Atkinson (SC) 3-6, 6-0, 7-5

2005 Championships • Round of 32

No. 19 South Carolina 4, No. 13 Oklahoma State 3
May 15, 2005 • Stillwater, Okla.

Doubles

1. (55) Mark Van Elden/Daniel Byrnes (OSU) def. (23) Geraldo Knorr/Pedro Rodrigues (SC) 9-8 (5)
2. Jaime Cuellar/Tom Eklund (SC) def. Boris Kuharic/Juan Felipe Diaz (OSU) 8-5
3. Tomas Bohunicky/Artie Burmistran (OSU) def. Ben Atkinson/Dmitry Babenko (SC) 8-3

Singles

1. (28) Mark Van Elden (OSU) def. (35) Tom Eklund (SC) 6-3, 6-1
2. Pedro Rodrigues (SC) def. Boris Kuharic (OSU) 7-6 (4), 7-5
3. Jaime Cuellar (SC) def. (90) Tomas Bohunicky (OSU) 6-2, 7-6 (4)
4. Dmitry Babenko (SC) def. Artie Burmistran (OSU) 6-3, 6-2
5. Daniel Byrnes (OSU) def. Geraldo Knorr (SC) 6-2, 6-1
6. Ben Atkinson (SC) def. Juan Felipe Diaz (OSU) 6-2, 4-6, 7-6 (4)

ALL-TIME NCAA TOURNAMENT RESULTS

2005 Championships • Sweet 16

No. 3 Florida 4, No. 19 South Carolina 0
May 21, 2005 • College Station, Texas

Doubles

1. (8) Hamid Mirzadeh/Greg Ouellette (UF) def. (23) Geraldo Knorr/Pedro Rodrigues (SC) 8-6
2. Jaime Cuellar/Tom Eklund (SC) def. Chris Brandi/Jordan Dolberg (UF) 8-6
3. Nestor Briceno/Tell (UF) def. Ben Atkinson/Dmitry Babenko (SC) 8-5

Singles

1. (24) Hamid Mirzadeh (UF) def. (35) Tom Eklund (SC) 6-4, 6-2
2. Pedro Rodrigues (SC) led (49) Gregg Ouellette (UF) 6-4, 3-5 suspended
3. (95) Vlad Obradovich (UF) def. Jaime Cuellar (SC) 6-4, 6-1
4. Nestor Briceno (UF) led Dmitry Babenko (SC) 6-2, 4-3 suspended
5. (103) Chris Brandi (UF) led Geraldo Knorr (SC) 6-4, 3-3 suspended
6. Ryan Sherry (UF) def. Ben Atkinson (SC) 6-2, 6-3

2006 Championships • Round of 64

No. 24 Clemson 4, No. 42 South Carolina 1
May 13, 2006 • Chapel Hill, N.C.

Doubles

1. Tom Eklund/Pedro Rodrigues (SC) def. Clement Reix/Jarmaine Jenkins (CU) 8-2
2. Jaime Cuellar/Yevgeny Supeko (SC) def. Sander Koning/Ryan Young (CU) 8-2
3. Koenke/Brent Twente (CU) led Dmitry Babenko/Adam Adler (SC) 7-4 suspended

Singles

1. Tom Eklund (SC) led Clement Reix (CU) 6-4, 3-6, 4-2 suspended
2. Sander Koning (CU) def. Jaime Cuellar (SC) 6-1, 6-2
3. Jarmaine Jenkins (CU) led Pedro Rodrigues (SC) 1-6, 7-5, 2-1 suspended
4. Ryan Young (CU) def. Yevgeny Supeko (SC) 6-1, 6-1
5. Clint Boling (CU) def. Dmitry Babenko (SC) 6-2, 6-4
6. Brent Twente (CU) def. Adam Adler (SC) 6-2, 6-2

2009 Championships • Round of 64

No. 37 North Carolina 4, No. 31 South Carolina 0
May 8, 2009 • Charlottesville, Va.

Doubles

1. (17) Clay Donato/Taylor Fogleman (NC) def. (24) Diego Cubas/Ivan Machado (SC) 8-6
2. Pedro Campos/Joe Veeder (SC) led Andrew Crone/Raifee (NC) 6-5 suspended
3. Brennan Boyajian/Zach Hunter (NC) def. Jaime Cuellar/Johannes Pulsfort (SC) 8-6

Singles

1. (32) Clay Donato (NC) def. (54) Diego Cubas (SC) 6-4, 6-2
2. (63) Taylor Fogleman (NC) led Pedro Campos (SC) 6-4, 3-1 suspended
3. Brennan Boyajian (NC) led Jaime Cuellar (SC) 6-4, 5-4 suspended
4. Andrew Crone (NC) def. Ivan Machado (SC) 6-3, 6-4
5. Johannes Pulsfort (SC) led Luke Mojica (NC) 7-5, 1-4 suspended
6. Cameron Ahari (NC) def. Ivan Cressoni (SC) 6-4, 6-2

2012 Championships • Round of 64

No. 30 Texas A&M 4, No. 41 South Carolina 0
May 12, 2012 • Los Angeles, Calif.

Doubles

1. (37) Junior Ore/Jackson Withrow (TAMU) def. (23) Chip Cox/Nick Jones (SC) 8-4
2. Alexis Klegou/Colin Hoover (TAMU) def. Ivan Machado/Thiago Pinheiro 8-3
3. Kyle Loch/Carl Eguez (SC) def. Niall Angus/Jeremy Efferding (TAMU) 8-3

Singles

1. (33) Alexis Klegou (TAMU) led (115) Ivan Machado (SC) 6-4, 2-2 susp.
2. Junior Ore (TAMU) led (122) Andrew Adams (SC) 7-6 (5) susp.
3. Colin Hoover (TAMU) def. Nick Jones (SC) 6-4, 6-0
4. Thiago Pinheiro (SC) led Jeremy Efferding (TAMU) 6-2, 3-4 suspended
5. John Lewis (TAMU) def. Chip Cox (SC) 6-1, 7-6 (3)
6. Jackson Withrow (TAMU) def. Kyle Koch (SC) 6-1, 6-2

2013 Championships • Round of 64

No. 51 UNC Wilmington 4, No. 41 South Carolina 0
May 10, 2013 • Durham, N.C.

Doubles

1. Chris Coopriider/Kosta Blank (UNCW) def. (17) Chip Cox/Tsvetan Mihov (SC) 8-2
2. Rafael Aita/Sam Williams (UNCW) def. (39) Kyle Koch/Harry Menzies (SC) 8-2
3. Santtu Leskinen/Kaue Pereira (UNCW) led Thiago Pinheiro/Andrew Adams (SC) 6-5 suspended

Singles

1. (54) Rafael Aita (UNCW) def. (31) Tsvetan Mihov (SC) 6-2, 7-6 (4)
2. Chris Coopriider (UNCW) def. (81) Andrew Adams (SC) 7-5, 6-4
3. Sam Williams (UNCW) led Thiago Pinheiro (SC) 6-4, 4-3 suspended
4. Kyle Koch (SC) led Kaue Pereira (UNCW) 7-6 (4), 4-5 suspended
5. Kosta Blank (UNCW) led Chip Cox (SC) 2-6, 6-2, 2-1 suspended
6. Zach Hublitz (UNCW) def. Harry Menzies (SC) 6-3, 6-4

2014 Championships • Round of 64

No. 28 South Carolina 4, No. 53 George Washington 1
May 10, 2014 • Chapel Hill, N.C.

Doubles

1. (30) Chip Cox/Tsvetan Mihov (SC) def. (83) Francisco Dias/Julius Tverijonas (GW) 8-7 (5)
2. Andrew Adams/Kyle Koch (SC) def. Nikita Fomin/Danil Zelenkov (GW) 8-4
3. Thiago Pinheiro/Andrew Schafer (SC) led Viktor Svensson/Ulrik Thomsen (GW) 6-5 suspended

Singles

1. (54) Andrew Adams (SC) def. Francisco Dias (GW) 7-5, 6-2
2. Nikita Fomin (GW) def. Tsvetan Mihov (SC) 6-3, 6-2
3. Thiago Pinheiro (SC) led Danil Zelenkov (GW) 7-5, 6-6 suspended
4. Chip Cox (SC) def. Julius Tverijonas (GW) 6-3, 6-3
5. Kyle Koch (SC) led Viktor Svensson (GW) 7-6 (3), 6-7 (5), 1-0 suspended
6. Andrew Schafer (SC) def. Ulrik Thomsen (GW) 6-4, 6-4

ALL-TIME NCAA TOURNAMENT RESULTS

2014 Championships • Round of 32

No. 7 North Carolina 4, No. 28 South Carolina 1
May 11, 2014 • Chapel Hill, N.C.

Doubles

1. (30) Chip Cox/Tsvetan Mihov (SC) tied (25) Brayden Schnur/Brett Clark (NC) 6-6 suspended
2. Nelson Vick/Oystein Steiro (NC) def. Andrew Adams/Kyle Koch (SC) 8-7 (4)
3. Ronnie Schneider/Jack Murray (NC) def. Thiago Pinheiro/Andrew Schafer (SC) 8-7 (7)

Singles

1. (15) Brayden Schnur (NC) def. (54) Andrew Adams (SC) 6-4, 6-4
2. (33) Ronnie Schneider (NC) def. Tsvetan Mihov (SC) 6-1, 3-6, 6-3
3. (78) Brett Clark (NC) def. Thiago Pinheiro (SC) 6-4, 6-3
4. Oystein Steiro (NC) led Chip Cox (SC) 1-6, 7-6 (5), 2-0 suspended
5. Kyle Koch (SC) def. Jack Murray (NC) 6-3, 6-2
6. Andrew Schafer (SC) led Nelson Vick (NC) 1-6, 6-4, 3-1 suspended

2017 Championships • Round of 64

No. 20 South Carolina 5, East Tennessee State 0
May 12, 2017 • Chapel Hill, N.C.

Doubles

1. (13) Harrison O'Keefe/Yancy Dennis (SC) def. Diego Nunez/Robert Herrera (ETSU) 6-2
2. Alex Fennell/Gabriel Friedrich (SC) tied David Biosca/Miguel Este (ETSU) 3-3 suspended
3. Paul Jubb/Thomas Mayronne def. Wenceslao Albin/David Gonzalez (ETSU) 6-1

Singles

1. David Biosca (ETSU) led (49) Gabriel Friedrich (SC) 6-3, 5-4 suspended
2. (71) Harrison O'Keefe (SC) def. Robert Herrera (ETSU) 7-6(6), 6-4
3. Andrew Schafer (SC) def. Diego Nunez (ETSU) 6-3, 6-1
4. Yancy Dennis (SC) def. Miguel Este (ETSU) 6-1, 6-3
5. Alex Fennell (SC) def. Gonzalez (ETSU) 2-6, 6-0, 6-1
6. Paul Jubb (SC) def. Wenceslao Albin (ETSU) 6-4, 3-6, 5- suspended

2017 Championships • Round of 32

No. 9 North Carolina 4, No. 20 South Carolina 1
May 13, 2017 • Chapel Hill, N.C.

Doubles

1. (12) William Blumberg/Robert Kelly (NC) def. (13) Harrison O'Keefe/Yancy Dennis (SC) 6-4
2. (82) Jack Murray/Simon Soendergaard (NC) def. Alex Fennell/Gabriel Friedrich (SC) 6-4
3. Paul Jubb/Thomas Mayronne (SC) def. Anu Kodali/Ronnie Schnieder (ND) 5-4 suspended

Singles

1. (49) Gabriel Friedrich (SC) def. (22) Ronnie Schneider (NC) 6-1, 6-3
2. (16) William Blumberg (NC) def. (71) Harrison O'Keefe (SC) 6-4, 6-4
3. Andrew Schafer (SC) vs. (116) Robert Kelly (NC) 6-7(2), 2-4 suspended
4. Simon Soendergaard (NC) def. Yancy Dennis (SC) 7-5, 6-4
5. Alex Fennell (SC) vs. Jack Murray (NC) 6-7(3), 1-2
6. Blaine Boyden (NC) def. Paul Jubb (SC) 6-2, 6-4

NCAA INDIVIDUAL CHAMPIONSHIP APPEARANCES

1973 • Athens, Ga.

Round of 64 Singles

- Lars Linder (Toledo) def. Tom Craig (SC) 6-4, 6-3
- Vic Amaya (Mich.) def. Andreas Hufschmid (SC) 6-3, 7-5
- Tom Lightvoet (Bowling Green) def. Jeff Kefalos (SC) 6-3, 7-5
- Dennis Gibson (San Jose) def. Kevin McCarthy (SC) 6-1, 6-3

Round of 64 Doubles

- Craig/McCarthy (SC) def. Adolph/Hauptman (VA) 4-6, 6-2, 6-4

Round of 32 Doubles

- Nunna/Hussain (Clemson) def. Craig/McCarthy (SC) 6-2, 6-2
- Globisch/Fillol (Miami) def. Hufschmid/Kefalos (SC) 6-1, 6-3

1985 • Athens, Ga.

Round of 64 Singles

- Jan Sandberg (SC) d. Greg Hahn (Ala.) 6-3, 7-5

Round of 32 Singles

- Jeff Chambers (UNC) d. Jan Sandberg (SC) 6-2, 6-4

1986 • Athens, Ga.

Round of 64 Singles

- Philip Johnson (GA) def. Jan Sandberg (SC) 4-6, 7-6, 6-3

Round of 32 Doubles

- Diller/Pearce (UCLA) def. Ashby/Sandberg (SC) 6-2, 7-5

1987 • Athens, Ga.

Round of 64 Singles

- Philip Johnson (GA) def. Johan Karlan (SC) 6-1, 6-2
- Ken Diller (SC) def. Stephen Enochs (GA) 2-6, 6-3, 6-4

Round of 32 Singles

- Ken Diller (SC) def. Den Bishop (SMU) 6-4, 6-2

Round of 16 Singles

- Scott Warner (UNLV) def. Ken Diller (SC) 6-4, 6-3

ALL-TIME NCAA INDIVIDUAL CHAMPIONSHIP RESULTS

1988 • Athens, Ga.

Round of 64 Singles

Steve Longley (SC) def. (8) Felix Barrientos (LSU) 6-3, 6-7, 6-3

Round of 32 Singles

Woody Hunt (Cal) def. Steve Longley (SC) 6-3, 6-3

1989 • Athens, Ga.

Round of 64 Singles

Conny Falk (Miami) def. Ken Diller (SC) 6-3, 6-1

Jose Luis Noriega (San Diego) def. Steve Longley (SC) 7-5, 6-2

Johan Donar (Miami) def. Stephane Simian (SC) 6-2, 2-0 ret.

Round of 32 Doubles

Diller/Simian (SC) def. Brown Solano (Ark.) 3-6, 7-6, 6-3

Round of 16 Doubles

Faibo/Seacrest (Kan.) def. Diller/Simian (SC) 3-6, 6-3, 6-2

1990 • Palm Springs, Calif.

Round of 64 Singles

Stephane Simian (SC) def. David Kass (Mich.) 6-0, 3-6, 6-2

Louie Gloria (SC) def. Dave Lomicky (Ariz. St.) 6-4, 3-6, 6-0

Jose Luis Noriega (San Diego) def. Dave Hopper (SC) 6-2, 6-2

Round of 32 Singles

Tom Furukrantz (LSU) def. Stephane Simian (SC) 7-6, 6-0

Jonathan Stark (Stanford) def. Louie Gloria (SC) 6-2, 6-4

Round of 32 Doubles

Cathrall/Hombrecher (USC) def. Hopper/Simian (SC) 6-3, 6-4

Ferreira/Stimpson (Ala.) def. Gloria/Sydow (SC) 6-4, 6-2

1991 • Athens, Ga.

Round of 64 Singles

Louis Rouette (TCU) def. David Hopper (SC) 3-6, 6-4, 7-6

1994 • South Bend, Ind.

Round of 64 Singles

Johan Hede (Miss.) def. Johan Sandberg (SC) 7-5, 6-3

Chris Mahoney (Tenn.) def. Maxsy Jimenez (SC) 7-6, 6-1

1995 • Athens, Ga.

Round of 64 Singles

Marc Bauer (Colorado) def. (45) Maxsy Jimenez (SC) 6-0, 6-7, 6-2

1996 • Athens, Ga.

Round of 64 Singles

Johan Landsberg (Miss.) def. Maxsy Jimenez (SC) 6-0, 6-7, 6-2

1997 • Los Angeles, Calif.

Round of 64 Singles

(33) Keith Brill (SC) def. Krunch Kloberdanz (Vanderbilt) 6-3, 6-3

Christian Svensson (Utah) def. (26) Jerome Jourdon (SC) 6-1, 6-4

Round of 32 Singles

Simon Larose (Miss. St.) def. (33) Keith Brill (SC) 6-7 (1), 6-3, 7-6 (4)

1998 • Athens, Ga.

Round of 64 Singles

(87) Johann Jooste (Baylor) def. (29) Jerome Jourdon (SC) 6-2, 6-3

(23) Michael Mather (Louisville) def. (18) Vladimir Pavicevic (SC) 6-3, 6-1

(44) Guillaume Legat (SC) def. (38) Rudy Rake (Miami) 7-6 (2), 6-1

Round of 32 Singles

(22) Jean-Noel Grinda (UCLA) def. (44) Guillaume Legat (SC) 2-6, 6-2, 6-4

Round of 32 Doubles

Hurst/Merkert (Boise St.) def. Jourdon/Pavicevic (SC) 6-2, 3-6, 6-3

1999 • Athens, Ga.

Round of 64 Singles

(40) Jerome Jourdon (SC) def. (51) Cory Guy (UCSB) 7-5, 6-2

(44) Carlos Drada (Ky.) def. (35) Guillaume Legat (SC) 2-6, 3-0 ret.

Round of 32 Singles

(9) Olliver Freelove (Ill.) def. (40) Jerome Jourdon (SC) 7-6 (8) 7-6 (6)

2001 • Athens, Ga.

Round of 64 Singles

(7) Guillaume Legat (SC) def. Matt Prentice (Okla. St.) 6-1, 6-2

Round of 32 Singles

(7) Guillaume Legat (SC) def. Daniel Klementz (MTSU) 6-1, 6-2

Round of 16 Singles

(7) Guillaume Legat (SC) def. K.J. Hippensteel (Stanford) 7-5, 6-3

Quarterfinals Singles

(7) Guillaume Legat (SC) def. Ramsey Smith (Duke) 7-6, 7-5

Semifinals Singles

Matias Boeker (Ga.) def. (7) Guillaume Legat (SC) 6-2, 6-2

2002 • College Station, Texas

Round of 64 Singles

(99) Lance Mills (Neb.) def. (37) Seth Rose (SC) 6-2, 4-6, 7-6

2003 • Athens, Ga.

Round of 64 Singles

Seth Rose (SC) def. Richard Barker (Rice) 6-2, 6-4

Round of 32 Singles

Seth Rose (SC) def. Janne Holmia (Fla.) 6-0, 2-0 ret.

Round of 16 Singles

Todd Wilson (Miami) def. Seth Rose (SC) 6-2, 6-4

2005 • College Station, Texas

Round of 64 Singles

(11) Benjamin Kohleffel (UCLA) def. (35) Tom Eklund (SC) 6-4, 6-4

Round of 32 Doubles

Shields/Schoeck (Boise St.) def. Rodrigues/Knorr (SC) 6-4, 6-4

2009 • College Station, Texas

Round of 64 Singles

(54) Diego Cubas (SC) def. (4) Denes Lukacs (Baylor) 2-6, 6-4, 6-4

Round of 32 Singles

(36) Jay Weinacker (NC St.) def. (54) Diego Cubas (SC) 7-6 (1), 6-4

Round of 32 Doubles

Cavalho/Rojmar (Texas Tech) def. (24) Cubas/Machado (SC) 6-4, 7-5

2010 • Athens, Ga.

Round of 64 Singles

(5) Oleksandr Nedovyesov (Okla. St.) def. (52) Diego Cubas (SC) 6-2, 6-1

(10) Dimitar Kutrovsky (Texas) def. (29) Pedro Campos (SC) 6-2, 7-6 (3)

Round of 32 Doubles

(25) Campos/Cubas (SC) def. (30) Dahan/Zerbini (Cal) 7-6 (5), 6-4

Round of 16 Doubles

(18) Daescu/Paval (Okla.) def. (25) Campos/Cubas 6-4, 6-3

2012 • Athens, Ga.

Round of 32 Doubles

(16) Henrique Cunha/Chris Mengel (Duke.) def. (23) Chip Cox/Nick Jones (SC) 6-4, 6-4

ALL-TIME NCAA INDIVIDUAL CHAMPIONSHIP RESULTS

2013 • Urbana, Ill.

Round of 64 Singles

(31) Tsvetan Mihov (SC) def. (2) Alex Domijan (UVA) 6-4, 6-3

Round of 32 Singles

(31) Tsvetan Mihov (SC) def. (36) Roberts Quiroz (USC) 6-3, 6-3

Round of 16 Singles

(12) Blaz Rola (OSU) def. (31) Tsvetan Mihov (SC) 6-3, 6-2

Round of 32 Doubles

(22) Beurchner/Nemcsek (UNF) def. (17) Cox/Mihov (SC) 6-2, 6-2

2014 • Athens, Ga.

Round of 64 Singles

(54) Andrew Adams (SC) def. (3) Julian Lenz (Baylor) 6-1, 6-3

Round of 32 Singles

(54) Andrew Adams (SC) def. (26) Daniil Proskura (Ala) 6-3, 6-4

Round of 16 Singles

(39) Denis Nguyen (Harvard) def. (54) Andrew Adams (SC) 6-1, 6-4

Round of 32 Doubles

(3) Kobelt/Metka (Ohio St) def. (30) Cox/Mihov (SC) 6-1, 6-2

2015 • Waco, Texas

Round of 32 Doubles

(29) Koch/Pinheiro (SC) def. (20) Alvarez/Hemmler (Duke) 6-2, 7-5

Round of 16 Doubles

(22) Dojas/Soares (TTU) def. (29) Koch/Pinheiro (SC) 6-3, 6-2

2016 • Tulsa, Okla.

Round of 64 Singles

(51) Gabriel Friedrich (SC) def. (30) Florian Lakat (Cal) 2-6, 6-1, 7-6 (4)

Round of 32 Singles

(47) Dominic Cotrone (USF) def. (51) Gabriel Friedrich (SC) 7-5, 6-3

2017 • Athens, Ga.

Round of 64 Singles

(37) Strong Kirchheimer (Northwestern) def. (49) Gabriel Friedrich (SC) 7-5, 5-7, 6-4

(61) Andre Goransson (California) def. (71) Harrison O'Keefe (SC) 6-2, 6-2

Round of 32 Doubles

(11) Findel-Hawkins/Muscheites (UNF) def. (13) O'Keefe/Dennis (SC) 7-6(3), 6-1



YEAR-BY-YEAR RESULTS

1972

Head Coach Ron Smarr

Overall Record: 22-4

Home: 17-0; Away: 5-4

Final Rank: NA

3/1	at The Citadel	W	9-0
3/3	East Tennessee St.	W	8-1
3/4	East Tennessee St.	W	8-1
3/5	NC State	W	7-2
3/9	Furman	W	7-2
3/16	Eastern Kentucky	W	5-4
3/19	Cincinnati	W	6-3
3/20	Miami (Ohio)	W	7-2
3/22	Ohio University	W	9-0
3/23	Ohio St.	W	7-2
3/24	at Georgia	L	0-9
3/25	Dekalb Tennis Club	W	5-4
3/27	at Florida St.	L	3-6
3/28	at South Florida	W	6-3
4/2	Harvard	W	6-3
4/3	East Stroudsburg St.	W	9-0
4/5	Wisconsin	W	6-3
4/6	Wisconsin	W	5-4
4/7	Purdue	W	7-2
4/7	Purdue	W	6-3
4/8	Washington & Lee	W	8-1
4/11	at Clemson	L	4-5
4/14	at NC State	W	6-3
4/15	at Duke	W	6-3
4/17	at Georgia Southern	W	6-3
4/25	at Presbyterian	L	2-7

1973

Head Coach Ron Smarr

Overall Record: 26-3

Home: 17-0; Away: 9-3

Final Rank: NA

2/24	at Georgia Southern	W	8-1
3/3	Hampden-Sydney	W	9-0
3/5	Presbyterian	W	6-3
3/7	Purdue	W	8-1
3/10	Duke	W	6-3
3/11	Central Michigan	W	9-0
3/12	Swarthmore	W	9-0
3/13	Western Kentucky	W	7-2
3/14	Eastern Kentucky	W	9-0
3/15	East Tennessee St.	W	8-1
3/17	at Furman	W	7-2
3/18	at Columbus College	W	7-2
3/19	at South Alabama	W	9-0
3/20	at LSU	L	3-6
3/23	at Southern Miss	W	9-0
3/24	at Samford	W	6-3
3/27	William & Mary	W	9-0
3/28	East Stroudsburg St.	W	9-0
4/2	Harvard	W	8-1
4/4	Clemson (-/15)	W	6-3
4/7	Georgia Tech	W	8-1
4/9	Washington & Lee	W	9-0
4/13	at North Carolina	L	0-9
4/14	at NC State	W	9-0
4/19	at Northwestern	W	6-2
4/20	at Wisconsin	L	4-5
4/22	at Notre Dame	W	6-3
4/25	Eastern Michigan	W	9-0
4/26	Georgia Southern	W	7-0

1974

Head Coach Ron Smarr

Overall Record: 25-9

Home: 13-6; Away: 6-3; Neutral: 6-0

Final Rank: NA

2/22	vs. Southern Illinois #	W	8-1
2/23	vs. Illinois St. #	W	8-1
2/24	at Wisconsin	W	9-0
2/28	at Presbyterian	W	7-2
3/1	at The Citadel	W	9-0
3/2	at Georgia Southern	L	1-8
3/5	Appalachian St.	W	6-3
3/6	Purdue	W	9-0
3/7	Richmond	W	9-0
3/8	Virginia	L	3-6
3/9	Penn St.	W	8-1
3/13	Western Kentucky	L	2-7
3/14	Central Michigan	W	6-3
3/16	Miami (Ohio)	W	8-1
3/18	Dartmouth	W	6-3
3/18	Kentucky	L	3-6
3/19	Ohio	W	8-1
3/20	at Jacksonville	W	8-1
3/22	vs. Florida Int'l. ^	W	8-0
3/22	vs. Southern Illinois ^	W	7-2
3/23	at Florida	L	2-7
3/30	Davidson	W	8-1
4/1	Harvard	L	3-6
4/2	Furman	W	7-2
4/5	vs. Samford %	W	7-2
4/6	vs. Samford %	W	8-1
4/9	Florida St.	L	4-5
4/10	at Georgia	L	0-9
4/14	at NC State	W	6-3
4/17	at Clemson	W	6-3
4/19	North Carolina	L	2-7
4/23	Georgia Southern	W	7-2
4/24	Central Michigan	W	9-0
4/25	Jacksonville	W	9-0

Madison, Wis.

^ Gainesville, Fla.

% Birmingham, Ala.

1975

Head Coach Ron Smarr

Overall Record: 24-3

Home: 14-2; Away: 10-1

Final Rank: NA

2/28	C. of Charleston	W	9-0
3/4	Penn St.	W	7-2
3/6	Western Michigan	W	8-1
3/8	Duke	L	4-5
3/9	Swarthmore	W	8-1
3/12	Purdue	W	9-0
3/14	at Jacksonville	W	6-3
3/15	at Florida St.	W	5-4
3/16	at South Alabama	W	8-1
3/18	at Tulane	W	7-2
3/19	at Southern Miss	W	9-0
3/20	at Mississippi	W	8-1
3/21	at Memphis	W	6-3
3/22	at Chattanooga	W	5-4
3/25	Georgia	L	3-6
3/26	Eastern Michigan	W	8-1
3/28	Amherst	W	9-0
3/29	Ohio St.	W	8-1
3/31	Clemson	W	6-3
4/1	Harvard	W	7-2
4/2	at Furman	W	6-3
4/3	Appalachian St.	W	6-3
4/9	Presbyterian	W	5-4

4/10	Georgia Southern	W	8-1
4/13	at North Carolina	L	1-8
4/19	Georgia Tech	W	8-1
4/21	at Davidson	W	8-1

1976

Head Coach Ron Smarr

Overall Record: 32-2

Home: 18-1; Away: 10-1; Neutral: 4-0

Final Rank: NA

10/9	Clemson	W	6-3
2/27	at Georgia Southern	W	7-2
2/28	at The Citadel	W	8-1
2/29	at C. of Charleston	W	8-1
3/2	North Carolina	L	3-6
3/3	Penn St.	W	9-0
3/6	NC State	W	5-4
3/7	Richmond	W	9-0
3/8	Virginia	W	5-1
3/9	Swarthmore	W	6-3
3/10	Chattanooga	W	8-1
3/11	Illinois St.	W	9-0
3/11	Purdue	W	9-0
3/12	Jacksonville	W	8-1
3/13	Flagler	W	9-0
3/14	vs. Presbyterian #	W	9-0
3/15	Florida Tech	W	8-1
3/16	vs. Kentucky ^	W	5-4
3/17	vs. Florida Int'l. %	W	7-2
3/18	at Miami (Fla.)	L	3-6
3/19	at South Florida	W	6-3
3/20	vs. Yale @	W	7-1
3/26	Amherst	W	9-0
3/28	at Duke	W	6-3
3/30	Harvard	W	9-0
4/2	at Tennessee	W	6-3
4/3	at Georgia Tech	W	9-0
4/9	Appalachian St.	W	8-1
4/10	at Clemson	W	8-1
4/11	at Presbyterian	W	7-2
4/13	Georgia Southern	W	8-1
4/18	Florida St.	W	8-1
4/19	at Davidson	W	9-0
4/20	Furman	W	7-2

Orlando, Fla.

^ Winter Park, Fla.

% Miami, Fla.

@ Tampa, Fla.

1977

Head Coach Ron Smarr

Overall Record: 22-9

Home: 14-3; Away: 6-5; Neutral: 2-1

Final Rank: NA

9/24	at Clemson	W	8-1
10/7	at Clemson	L	4-5
10/21	Clemson	W	6-3
2/20	C. of Charleston	W	8-1
2/21	Presbyterian	W	8-1
2/22	at Georgia Southern	W	7-2
3/2	Penn St.	W	6-3
3/6	Swarthmore	W	7-2
3/7	Purdue	W	9-0
3/11	at Jacksonville	W	9-0
3/12	at South Florida	W	8-1
3/14	at Miami (Fla.)	L	2-7
3/16	vs. Kentucky #	W	8-1
3/17	vs. Yale ^	L	3-6
3/18	vs. Southern Illinois %	W	7-2

3/21	Ohio St.	W	5-3
3/22	Princeton	L	4-5
3/24	at Alabama	W	6-3
4/2	at NC State	L	2-7
4/4	Wisconsin	W	8-1
4/5	Harvard	W	8-1
4/8	Clemson	W	5-4
4/9	Wisconsin	W	8-1
4/11	at North Carolina	L	2-7
4/14	at Furman	W	7-2
4/16	Georgia Tech	W	6-3
4/18	Georgia	L	3-6
4/19	Davidson	W	9-0
4/20	Georgia Southern	W	5-4
4/26	at Appalachian St.	L	4-5
4/28	Tennessee	L	4-5

Winter Park, Fla.

^ Orlando, Fla.

% Gainesville, Fla.

1978

Head Coach Ron Smarr

Overall Record: 26-7

Home: 15-3; Away: 11-3; Neutral: 0-1

NCAA First Round

Final Rank: NA

2/16	Jacksonville	W	7-2
2/18	Wake Forest	W	8-1
2/19	East Tennessee St.	W	6-3
2/21	C. of Charleston	W	6-0
2/22	Georgia Southern	W	5-4
3/2	Penn St.	W	5-1
3/3	Duke	W	5-4
3/5	Swarthmore	W	9-0
3/8	Chattanooga	W	7-2
3/9	Purdue	W	8-1
3/10	Appalachian St.	W	9-0
3/11	at Georgia	W	7-2
3/15	North Carolina	L	3-6
3/17	Alabama	W	6-3
3/18	Kentucky	W	7-2
3/21	SMU (-/3)	L	4-5
3/22	at Baylor	W	8-1
3/25	at Trinity (-/5)	L	1-8
3/27	at Texas	W	5-4
3/28	at Rice	W	7-2
3/30	at Houston	W	5-4
3/31	at Lamar	W	8-1
4/1	at Tulane	W	7-2
4/6	Miami (Fla.)	W	7-2
4/10	at Clemson	L	4-5
4/12	NC State	L	4-5
4/14	Furman	W	6-3
4/16	at Georgia Tech	W	8-1
4/17	at Tennessee	W	5-4
4/21	at Davidson	W	9-0
4/23	at Princeton	L	3-6
4/25	at Presbyterian	W	8-1
5/22	vs. Stanford (-/1) \$	L	1-8

\$ NCAA Tournament (Athens, Ga.)

1979

Head Coach Ron Smarr

Overall Record: 28-13

Home: 16-3; Away: 8-5; Neutral: 4-5

Final Rank: NA

1/31	Anderson	W	5-4
2/2	at East Tennessee St.	W	9-0
2/3	vs. Kentucky #	W	7-2

YEAR-BY-YEAR RESULTS

2/8	vs. Texas ^	L	3-6
2/9	vs. Michigan ^	L	3-6
2/10	vs. Wisconsin	L	3-6
2/12	USC Sumter	W	9-0
2/13	Georgia Southern	W	7-2
2/14	at C. of Charleston	W	8-1
3/1	vs. TCU %	L	4-5
3/2	vs. New Mexico %	W	6-3
3/2	vs. Oklahoma St. %	W	5-4
3/3	vs. Pan American %	L	4-5
3/5	Penn St.	W	8-1
3/6	Chattanooga	W	5-4
3/7	William & Mary	W	6-3
3/8	at Wake Forest	W	5-4
3/9	Swarthmore	W	8-1
3/11	Virginia	W	6-3
3/13	at North Carolina	W	6-3
3/17	at NC State	L	3-6
3/19	Washington & Lee	W	8-1
3/20	Florida	W	5-4
3/21	at Duke	L	4-5
3/22	Virginia Tech	W	5-4
3/23	at Jacksonville	W	6-0
3/25	at Miami (Fla.)	L	4-5
3/26	at Florida Int'l.	W	8-1
3/28	at Florida St.	W	6-3
3/29	at Alabama	L	4-5
3/30	at Auburn	W	7-2
4/3	Coastal Carolina	W	7-2
4/5	Georgia Tech	W	9-0
4/9	Clemson	W	5-4
4/10	at The Citadel	W	7-2
4/11	South Florida	L	3-6
4/12	at Georgia Southern	L	3-6
4/16	Georgia	L	3-6
4/19	Furman	W	7-2
4/21	Tennessee	L	4-5
4/22	Appalachian St.	W	5-0

at Johnson City, Tenn.

^ NCAA Indoors (Madison, Wis.)

% H. E. Butt Championships (Corpus Christi, Texas)

1980

Head Coach Ron Smarr

Overall Record: 21-9

Home: 16-2; Away: 5-7

Final Rank: NA

2/19	at Presbyterian	W	8-1
2/25	C. of Charleston	W	9-0
2/27	Georgia Southern	W	7-2
3/3	Penn St.	W	8-1
3/4	The Citadel	W	7-2
3/7	Wake Forest	W	5-4
3/9	at Georgia	L	2-7
3/10	Purdue	W	8-1
3/11	Wichita St.	W	6-3
3/13	Texas	L	2-6
3/15	Virginia	W	8-1
3/16	Appalachian St.	W	8-1
3/20	North Carolina	W	5-4
3/22	Duke	W	6-3
3/23	Northwestern	W	8-1
3/24	Minnesota	W	5-2
3/29	at San Diego	L	3-6
3/30	at Long Beach St.	W	6-3
3/31	at Pepperdine	L	2-7
4/2	at UCLA	L	3-6
4/4	at UC-Santa Barbara	W	7-2
4/5	at Cal St. Fullerton	W	9-0
4/7	at Southern California	L	1-8
4/15	NC State	L	4-5

4/16	Davidson	W	8-1
4/17	Furman	W	8-1
4/19	at Tennessee	L	4-5
4/27	at Princeton	L	3-6
4/28	at Navy	W	6-3
5/3	East Tennessee St.	W	7-2

1981

Head Coach Ron Smarr

Overall Record: 27-5

Home: 11-2; Away: 15-3; Neutral: 1-0

Final Rank: NA

2/18	Coastal Carolina	W	9-0
2/20	at The Citadel	W	8-1
2/21	at C. of Charleston	W	9-0
2/23	Lander	W	7-2
2/25	Presbyterian	W	8-1
2/27	vs. Notre Dame #	W	9-0
2/27	at Ohio St.	W	9-0
2/28	Miami (Ohio)	W	8-1
3/3	Louisiana Tech	W	9-0
3/4	at Georgia Southern	W	7-2
3/7	at North Carolina	W	7-2
3/9	Old Dominion	W	8-1
3/10	Mississippi	W	6-3
3/11	Penn St.	W	8-1
3/12	at Georgia Tech	W	7-2
3/13	Howard	W	9-0
3/20	at SMU	W	5-4
3/20	at Tulane	W	6-3
3/22	at TCU	W	6-3
3/23	at Baylor	W	9-0
3/25	at Trinity	L	3-6
3/26	at Texas	L	4-5
3/27	at Lamar	W	8-1
3/28	at LSU	W	6-3
4/3	at Davidson	W	9-0
4/4	at NC State	W	7-2
4/6	at Wake Forest	L	4-5
4/10	Duke	W	7-2
4/13	Clemson	L	3-6
4/16	Florida St.	W	6-3
4/18	Tennessee	L	4-5
4/21	at Appalachian St.	W	6-2

Columbus, Ohio

1982

Head Coach Ron Smarr

Overall Record: 22-7

Home: 19-2; Away: 3-5

Final Rank: NA

2/16	Francis Marion	W	9-0
2/17	C. of Charleston	W	7-1
2/18	at Presbyterian	W	9-0
2/21	Appalachian St.	W	9-0
2/22	East Tennessee St.	W	9-0
2/24	The Citadel	W	8-1
2/25	Coastal Carolina	W	8-1
3/2	Georgia Southern	W	7-2
3/3	Lander	W	9-0
3/4	Penn St.	W	8-1
3/8	William & Mary	W	8-1
3/9	Old Dominion	W	5-4
3/12	at Cal St. Fullerton	W	9-0
3/13	at UC-Irvine	L	4-5
3/14	at UCLA	L	0-9
3/19	at San Diego	L	3-6
3/20	at San Diego St.	W	5-4

3/23	Florida St.	L	4-5
3/25	Virginia Tech	W	5-4
3/26	South Alabama	W	6-3
3/27	Georgia Tech	W	7-2
3/31	North Carolina	W	8-1
4/1	NC State	W	7-2
4/3	Wake Forest	W	6-3
4/9	Harvard	L	4-5
4/11	at Duke	L	1-8
4/13	at Clemson	L	2-7
4/19	Davidson	W	7-2
4/20	Furman	W	6-0

1983

Head Coach Ron Smarr

Overall Record: 21-8

Home: 13-3; Away: 8-4; Neutral: 0-1

Final Rank: NA

2/7	Georgia Southern	W	6-3
2/18	at Furman	W	6-3
2/19	at Georgia Tech	W	9-0
2/21	South Carolina St.	W	8-1
2/22	Presbyterian	W	8-1
2/23	C. of Charleston	W	9-0
2/24	Coastal Carolina	W	9-0
2/25	Appalachian St.	W	7-2
2/26	at Francis Marion	W	8-1
2/27	The Citadel	W	9-0
3/7	Penn St.	W	9-0
3/8	William & Mary	W	8-1
3/10	Old Dominion	W	7-2
3/12	at Cal St. Fullerton	W	9-0
3/13	at UCLA	L	2-5
3/14	at Redlands	W	6-3
3/15	vs. New Mexico#	L	2-7
3/17	at Long Beach St.	L	3-6
3/19	at San Diego	W	5-4
3/25	at NC State	W	6-3
3/26	at North Carolina	L	0-9
3/29	Wisconsin	L	3-6
3/30	West Virginia	W	6-3
4/7	at Wake Forest	W	6-2
4/10	Clemson	L	3-6
4/12	Maryland	L	4-5
4/18	at Georgia	L	2-7
4/19	Davidson	W	9-0
4/22	East Tennessee St.	W	7-2

Long Beach, Calif.

1984

Head Coach Ron Smarr

Overall Record: 27-8

Home: 14-3; Away: 7-3; Neutral: 6-2

Final Rank: NA

1/27	vs. James Madison	W	4-2
1/27	vs. Guilford	W	8-1
1/28	at East Tennessee State	W	6-3
2/29	Coastal Carolina	W	9-0
2/14	South Carolina St.	W	9-0
2/15	at Presbyterian	W	9-0
2/20	Francis Marion	W	9-0
2/21	at Georgia Southern	W	7-2
2/24	Florida St.#	W	7-2
2/25	Memphis#	W	6-0
2/26	Virginia Tech#	W	6-0
2/28	C. of Charleston	W	9-0
3/3	Georgia Tech	W	8-1
3/4	Purdue	W	7-2

3/9	at Cal St. Fullerton	W	7-2
3/10	at UC-Santa Barbara	W	6-0
3/12	at UC-Irvine	L	2-7
3/13	Texas A&M	L	3-6
3/15	Texas Tech	W	7-2
3/16	Yale	W	5-4
3/17	at San Diego	W	7-2
3/20	TCU	L	2-7
3/21	Louisville	W	6-3
3/22	Charlotte	W	7-2
3/24	Duke	L	4-5
3/28	Wake Forest	W	7-2
3/30	vs. Alabama^	L	2-6
3/31	vs. Wichita St.^	W	1-5
4/1	vs. Memphis^	W	5-0
4/2	Vanderbilt	W	5-0
4/4	Furman	W	8-1
4/7	North Carolina	L	2-7
4/10	at Clemson	L	0-9
4/15	at Appalachian St.	W	8-1
4/16	at Davidson	L	3-6

Metro Classic

^ Blue-Gray Championships (Montgomery, Ala.)

1985

Head Coach Kent DeMars

Overall Record: 24-5

Home: 13-1; Away: 7-1; Neutral: 4-3

Final Rank: 12

1/31	vs. SMU #	L	2-6
2/1	vs. Oklahoma St. #	L	3-5
2/2	vs. Utah #	W	6-2
2/22	Northwestern	W	6-3
2/23	Charlotte	W	8-1
2/25	Old Dominion	W	9-0
2/28	Temple	W	6-3
3/5	at Wake Forest	W	8-1
3/7	NC State	W	8-1
3/8	at Georgia	L	2-7
3/9	Hampden-Sydney	W	7-1
3/12	at TCU	W	6-3
3/15	at Trinity	W	5-1
3/22	Appalachian St.	W	6-0
3/23	at Duke	W	8-1
3/24	at North Carolina	W	6-3
3/26	C. of Charleston	W	8-1
3/28	vs. Florida St. ^	W	5-3
3/29	vs. Miami (Fla.) ^	L	3-5
3/30	vs. Alabama ^	W	5-1
3/31	vs. Trinity ^	W	5-3
4/2	Davidson	W	8-1
4/3	Presbyterian	W	9-0
4/6	Tennessee	W	5-4
4/9	at Furman	W	9-0
4/12	at Tennessee	W	5-4
4/14	Clemson	L	4-5
4/15	Princeton	W	5-1
4/24	Georgia Southern	W	5-1

ITCA Indoor Champs (Louisville, Ky.)

^ Blue-Gray Championships (Montgomery, Ala.)

1986

Head Coach Kent DeMars

Overall Record: 16-9

Home: 8-0; Away: 2-4; Neutral: 6-5

Final Rank: 15

2/15	at UCLA	L	2-7
2/16	at Chapman College	W	5-1
2/20	vs. Texas #	L	2-5

YEAR-BY-YEAR RESULTS

2/21	Miami (Fla.) #	W	5-2
2/22	vs. Harvard #	W	5-2
3/3	Duke	W	6-3
3/6	Trinity	W	7-2
3/7	vs. Texas A&M ^	W	5-4
3/8	vs. SMU ^	L	3-6
3/9	vs. TCU ^	W	6-3
3/18	Furman	W	8-2
3/21	vs. TCU %	L	3-6
3/22	at LSU %	L	1-8
3/23	vs. Oklahoma St. %	L	4-5
3/27	vs. Auburn &	W	5-1
3/28	vs. Miami (Fla.) &	L	3-5
3/29	vs. Tennessee &	W	5-3
3/30	vs. Alabama &	W	5-1
4/1	at Davidson	W	9-0
4/2	at Tennessee	L	1-5
4/4	Trinity	W	6-3
4/6	Georgia Tech	W	5-4
4/9	Wake Forest	W	7-2
4/11	North Carolina	W	5-4
4/14	at Clemson	L	2-7

ITCA Indoor Champs (Louisville, Ky.)
 ^ H.E. Butt Champs (Corpus Christi, Texas)
 % LSU Spring Quad (Baton Rouge, La.)
 & Blue-Gray Champs (Montgomery, Ala.)

1987

Head Coach Kent DeMars

Overall Record: 19-10

Home: 12-1; Away: 1-3; Neutral: 6-6

NCAA Round of 16

Final Rank: 8

2/18	vs. Columbia #	W	7-1
2/19	vs. Clemson #	L	1-5
2/20	vs. Miami (Fla.) #	L	4-5
2/21	vs. Minnesota #	W	5-2
3/1	NC State	W	9-0
3/5	vs. Arkansas ^	W	8-1
3/6	vs. Long Beach St. ^	L	1-5
3/7	vs. Clemson ^	W	6-3
3/8	vs. California ^	L	2-5
3/11	at Southern California	L	1-5
3/12	at Long Beach St.	L	4-5
3/13	at Pepperdine	L	1-5
3/18	Francis Marion	W	9-0
3/20	Furman	W	7-2
3/24	Ohio	W	8-1
3/26	vs. SMU %	W	5-4
3/27	vs. Pepperdine %	L	0-5
3/28	vs. Clemson %	W	5-1
4/6	Kentucky	L	3-5
4/8	C. of Charleston	W	7-2
4/10	at Georgia Tech	W	6-3
4/12	Clemson	W	6-3
4/14	Winthrop (12/-)	W	6-0
4/17	Miami (Fla.) (12/-)	W	6-1
4/19	Tennessee (12/8)	W	5-1
4/21	Davidson (12/-)	W	6-0
5/2	LSU (11/7)	W	6-3
5/3	Princeton (11/-)	W	5-1
5/16	vs. Tennessee \$	L	3-5

ITCA Team Indoors (Louisville, Ky.)
 ^ H.E. Butt Champs (Corpus Christi, Texas)
 % Blue-Gray Champs (Montgomery, Ala.)
 = at Hattiesburg, Miss.
 \$ NCAA Championships (Athens, Ga.)

1988

Head Coach Kent DeMars

Overall Record: 5-18

Home: 3-5; Away: 1-3; Neutral: 1-10

Final Rank: -

2/9	at Davidson	W	5-3
2/13	vs. Minnesota #	L	1-5
2/14	vs. Kentucky #	L	0-5
2/17	vs. Tennessee ^	L	0-6
2/18	vs. Kentucky ^	L	2-5
2/19	vs. UCLA ^	L	3-5
2/23	Old Dominion	W	5-4
2/26	Richmond	W	8-1
2/27	Duke	L	1-5
3/3	vs. Duke %	L	3-5
3/4	vs. Long Beach St. %	W	5-4
3/5	vs. Miami (Fla.) %	L	2-7
3/11	at LSU	L	0-6
3/20	North Carolina	L	4-5
3/22	Ohio	W	9-0
3/24	vs. Tennessee @	L	2-5
3/25	vs. Miami (Fla.) @	L	3-6
3/26	vs. Auburn @	L	1-5
3/30	Long Beach St.	L	2-6
4/3	Arizona St.	L	0-6
4/9	at Wake Forest	L	2-5
4/13	Georgia Tech	L	4-5
4/17	at Clemson	L	1-5

at Lexington, Ky.
 ^ ITCA Indoor Champ. (Louisville, Ky.)
 % H. E. Butt Champs (Corpus Christi, Texas)
 @ Blue-Gray Champs (Montgomery, Ala.)

1989

Head Coach Kent DeMars

Overall Record: 21-8

Home: 9-2; Away: 4-2; Neutral: 8-4

NCAA Semifinals

Final Rank: 3

2/14	Davidson	W	9-0
2/17	Wake Forest	W	6-1
2/18	Mississippi	W	6-3
2/23	vs. LSU #	W	5-3
2/24	vs. UCLA # (-/1)	W	5-3
2/25	vs. UC-Irvine #	L	4-5
3/3	vs. Texas A&M ^	W	6-3
3/4	vs. Alabama ^	W	5-4
3/5	vs. TCU ^	L	2-5
3/9	at Arizona St.	L	4-5
3/11	at Tennessee	W	6-3
3/17	Furman	W	9-0
3/19	Florida St.	W	9-0
3/22	Maryland	W	8-0
3/25	Kentucky	W	8-1
3/28	Colorado	W	9-0
3/30	vs. SMU @	W	5-2
3/31	vs. Auburn @	W	6-1
4/1	vs. Alabama @	L	3-4
4/5	at Georgia Tech	L	4-5
4/7	NC State	W	5-2
4/8	at Princeton	W	5-1
4/9	at Georgia	W	5-4
4/13	Clemson	L	4-5
4/16	at North Carolina	W	5-4
4/19	LSU	L	4-5
5/20	vs. Alabama \$	W	5-2
5/21	vs. California \$	W	5-4
5/22	vs. Stanford \$	L	2-5

ITCA Indoor Champs (Louisville, Ky.)
 ^ H.E. Butt Champs (Corpus Christi, Texas)
 @ Blue-Gray Champs (Montgomery, Ala.)
 \$ NCAA Championships (Athens, Ga.)

1990

Head Coach Kent DeMars

Overall Record: 17-9

Home: 5-2; Away: 5-2; Neutral: 7-5

NCAA Round of 16

Final Rank: 5

2/6	at Davidson	W	9-0
2/17	Duke	W	5-4
2/22	vs. UC-Irvine #	L	4-5
2/23	vs. Harvard #	L	4-5
2/24	vs. Southern California #W	5-3	
3/2	vs. Florida St. ^	W	5-2
3/3	vs. Arizona ^	W	5-3
3/4	vs. North Carolina ^	W	5-4
3/5	vs. Pepperdine ^	L	2-5
3/11	at LSU	L	2-5
3/13	at Indiana	W	6-0
3/18	at Wake Forest	W	6-0
3/21	at Furman	W	6-0
3/25	North Carolina	W	5-2
3/27	Colorado	W	8-1
3/29	vs. Trinity %	W	5-1
3/30	vs. California %	W	5-3
3/31	vs. Alabama %	W	5-1
4/1	vs. Tennessee %	L	1-5
4/5	Georgia	W	6-3
4/8	Tennessee	L	2-5
4/12	Georgia Tech	W	5-1
4/14	Miami (Fla.)	L	3-5
4/19	at Kentucky	L	4-5
4/28	at Clemson	W	5-1
5/19	vs. Southern California \$ L	2-5	

ITCA Team Indoors (Minneapolis, Minn.)
 ^ H.E. Butt Champs (Corpus Christi, Texas)
 % Blue-Gray Champs (Montgomery, Ala.)
 \$ NCAA Champs (Palm Springs, Calif.)

1991

Head Coach Kent DeMars

Overall Record: 17-9

Home: 5-1; Away: 7-3; Neutral: 5-5

NCAA Round of 16

Final Rank: 19

2/1	at Davidson	W	9-0
2/2	at Kentucky	L	2-7
2/15	at VCU	W	5-4
2/16	at Wake Forest	W	6-0
2/21	vs. Texas #	L	2-6
2/22	vs. Harvard #	W	5-2
3/2	at Georgia Tech	W	6-3
3/5	NC State	W	6-0
3/8	vs. Arkansas ^	L	2-5
3/9	vs. Texas A&M ^	W	5-3
3/10	vs. Florida ^	W	5-4
3/12	at Texas-San Antonio	W	6-2
3/15	at Tennessee	L	3-5
3/19	LSU	L	2-5
3/21	vs. Minnesota %	W	5-1
3/22	vs. Notre Dame %	L	0-6
3/23	vs. Miami (Fla.) %	L	2-5
3/26	Colorado	W	6-0
3/30	at Duke	W	5-4
4/3	at Georgia	L	1-5
4/6	at North Carolina	W	5-3
4/11	Furman	W	9-0
4/15	South Florida	W	5-1
4/27	Clemson	W	5-4
5/17	vs. Oklahoma St. \$	W	5-2
5/18	vs. Stanford \$	L	1-5

ITCA Team Indoors (Louisville, Ky.)
 ^ H.E. Butt Champs (Corpus Christi, Texas)
 % Blue-Gray Champs (Montgomery, Ala.)
 \$ NCAA Championships (Athens, Ga.)

1992

Head Coach Kent DeMars

Overall Record: 8-14

Home: 6-5; Away: 1-6; Neutral: 1-3

Final Rank: -

2/11	Davidson	W	9-0
2/14	NC State	W	6-0
2/16	Vanderbilt (14/-)	W	5-3
2/20	vs. Tennessee (14/16)&	L	1-5
2/21	vs. New Mex. (14/23)&	W	5-3
2/22	vs. Kansas (14/-)&	L	3-6
3/7	Georgia Tech (14/-)	L	4-5
3/10	at Alabama (18/-)	L	4-5
3/12	at Auburn (18/-)	W	5-1
3/14	at LSU (18/10)	L	0-6
3/18	Wake Forest	W	5-1
3/21	North Carolina (-/13)	L	2-5
3/25	Duke (-/24)	W	5-1
3/31	Tennessee (-/12)	W	5-4
4/3	at Mississippi St. (-/7)	L	2-5
4/5	at Florida (-/15)	L	1-5
4/8	Georgia (-/3)	L	3-5
4/11	at Kentucky (-/4)	L	1-5
4/14	at Clemson (-/21)	L	2-5
4/17	Mississippi	L	1-5
4/19	Arkansas (-/11)	L	3-5
4/23	vs. Alabama +	L	1-5

& ITA Team Indoors (Louisville, Ky.)
 + SEC Tournament (Nashville, Tenn.)

1993

Head Coach Kent DeMars

Overall Record: 11-11

Home: 7-5; Away: 3-5; Neutral: 0-2

Final Rank: -

2/12	Boston College	W	6-1
2/14	NC State	W	4-3
2/23	at Davidson	W	7-0
2/26	at Vanderbilt	L	1-6
2/28	at Tennessee (-/17)	L	1-6
3/5	Mississippi St. (22/7)	L	0-7
3/7	Alabama (-/25)	L	2-5
3/9	at Georgia Tech	W	4-3
3/11	vs. Tulsa #	L	4-1
3/12	at Arkansas (-/15)	L	1-5
3/17	LSU (-/9)	L	2-4
3/23	Richmond	W	7-0
3/28	at Mississippi (-/22)	W	4-3
3/31	Wake Forest	W	7-0
4/2	Auburn	W	4-3
4/4	at North Carolina (-/13)	L	3-4
4/7	at Georgia (-/3)	L	0-7
4/11	Florida (-/15)	L	3-4
4/13	Duke (-/7)	L	0-7
4/16	Kentucky (-/11)	W	4-2
4/20	Clemson	W	5-2
4/22	vs. Kentucky (-/17) +	L	2-5

Fayetteville, Ark.
 + SEC Tournament (Athens, Ga.)

1994

Head Coach Kent DeMars

Overall Record: 19-18

Home: 15-1; Away: 4-5; Neutral: 0-2

NCAA Regional Semis

Final Rank: 15

2/12	Boston College	W	4-1
2/12	NC State	W	6-1

YEAR-BY-YEAR RESULTS

2/19	James Madison	W	4-1
2/19	Western Carolina	W	9-0
2/27	Davidson	W	6-0
2/27	East Carolina	W	5-0
3/5	Charlotte	W	5-0
3/5	Indiana St.	W	6-1
3/7	at Mississippi St. (25/3)	L	3-4
3/9	at Florida (NA/11)	L	1-6
3/16	Vanderbilt	W	5-2
3/18	Tennessee (NA/13)	L	3-4
3/20	at Wake Forest	W	5-2
3/23	at Duke (NA/4)	W	4-3
3/27	at LSU	L	2-4
3/31	Georgia (NA/2)	W	4-3
4/2	Mississippi (NA/13)	W	5-2
4/5	North Carolina	W	5-1
4/7	Georgia Tech	W	4-3
4/9	Richmond	W	7-0
4/13	at Clemson	W	5-2
4/16	at Kentucky (NA/11)	L	1-6
4/19	Arkansas (NA/23)	W	4-0
4/22	at Alabama	W	5-2
4/24	at Auburn (NA/17)	L	3-4
4/28	vs. LSU (NA/21) +	L	2-4
5/14	vs. N. Carolina (NA/20) *	L	2-4

+ SEC Tournament (Tuscaloosa, Ala.)
* NCAA Regional (Columbia, S.C.)

1995

Head Coach Kent DeMars

Overall Record: 12-16

Home: 10-8; Away: 2-6; Neutral: 0-2

NCAA Regional First Round

Final Rank: -

2/5	Charlotte	W	4-1
2/5	at Davidson	W	6-1
2/11	Boston College	W	5-0
2/11	NC State	W	7-0
2/18	Elon	W	4-1
2/18	Francis Marion	W	7-0
2/26	James Madison	W	4-1
2/26	Old Dominion	W	6-1
3/3	Mississippi St. (13/3)	L	2-5
3/5	UNC Greensboro	W	5-0
3/5	William & Mary	W	3-2
3/7	at Mississippi (-/8)	L	1-6
3/15	LSU (-/18)	L	1-6
3/18	Kentucky (-/16)	L	3-4
3/22	Auburn (-/50)	L	1-6
3/26	at Georgia Tech	W	5-2
3/29	Wake Forest	L	2-5
3/31	at Arkansas (-/29)	L	1-6
4/3	Duke (-/8)	L	0-6
4/5	at Georgia (-/2)	L	1-5
4/9	at North Carolina (-/40)	L	1-5
4/12	Florida (-/22)	L	0-4
4/15	Alabama	W	5-1
4/18	Clemson (-/37)	L	0-7
4/21	at Tennessee (-/15)	L	0-7
4/23	at Vanderbilt (-/41)	L	0-7
4/27	vs. Tennessee (-/15) +	L	0-4
5/5	vs. VCU (-/23) *	L	0-4

+ SEC Tournament (Baton Rouge, La.)
* NCAA Regional (Norfolk, Va.)

1996

Head Coach Kent DeMars

Overall Record: 13-11

Home: 11-4; Away: 2-5; Neutral: 0-2

NCAA Reg. First Round

Final Rank: NA

1/20	Citadel (38/-)	W	7-0
2/3	C. of Charleston (38/-)	W	6-1
2/3	NC State (38/-)	W	5-1
2/11	Virginia (38/-)	W	5-2
2/16	Charleston Sthrn. (38/-)	W	7-0
2/25	Davidson (38/-)	W	7-0
2/25	James Madison (38/-)	W	5-0
2/29	Georgia Tech (38/-)	W	4-3
3/3	at Mississippi St. (38/6)	L	3-4
3/5	at Alabama (29/-)	L	3-4
3/13	Georgia (29/3)	L	2-5
3/16	at Wake Forest (29/-)	W	5-2
3/19	Tennessee (40/26)	W	4-3
3/22	at LSU (40/-)	L	0-7
3/24	Auburn (40/29)	L	3-4
3/30	Vanderbilt (40/-)	W	6-1
4/4	Mississippi (37/-)	L	2-5
4/6	Arkansas (37/-)	W	5-2
4/8	North Carolina (37/17)	L	3-4
4/12	at Kentucky (37/45)	L	2-5
4/14	at Florida (37/16)	L	1-6
4/17	at Clemson (38/43)	W	4-3
4/25	vs. Alabama (38/-) +	L	3-4
5/10	vs. Florida St. (40/33) *	L	2-4

+ SEC Tournament (Fayetteville, Ark.)
* NCAA Regional (Clemson, S.C.)

1997

Head Coach Kent DeMars

Overall Record: 17-10

Home: 10-5; Away: 5-3; Neutral: 2-2

NCAA Regional Final

Final Rank: 23

2/1	C. of Charleston (32/-)	W	6-1
2/1	East Carolina (32/-)	W	4-0
2/10	Charleston Sthrn. (32/-)	W	4-1
2/10	James Madison (32/-)	W	7-0
2/14	Virginia (32/52)	W	6-1
2/16	NC State (32/-)	W	6-1
2/23	at Davidson (32/-)	W	7-0
2/23	UNC Greensboro (32/-)	W	4-1
2/27	Wake Forest (32/62)	W	7-0
3/2	Mississippi St. (32/3)	L	3-4
3/5	at Georgia Tech (32/-)	W	6-1
3/7	Duke (32/8)	L	2-5
3/9	at Alabama (32/28)	L	3-4
3/11	LSU (27/12)	L	2-5
3/19	Kentucky (31/3)	L	3-4
3/22	Florida (31/33)	L	3-4
3/25	at Georgia (31/4)	L	1-6
3/29	Auburn (31/24)	W	6-1
4/4	at Arkansas (31/38)	W	4-3
4/6	at Mississippi (34/6)	L	2-5
4/11	at Tennessee (35/52)	W	5-2
4/13	at Vanderbilt (35/55)	W	6-1
4/15	Clemson (34/22)	W	6-1
4/17	vs. Auburn (34/19) +	L	0-4
5/9	vs. Virginia (26/34) *	W	4-1
5/10	vs. VCU (26/16) *	W	4-1
5/11	vs. Duke (26/10) *	L	1-4

+ SEC Tournament (Columbia, S.C.)
* NCAA Regional (Atlanta, Ga.)

1998

Head Coach Kent DeMars

Overall Record: 21-8

Home: 13-2; Away: 4-4; Neutral: 4-2

NCAA Round of 16

Final Rank: 15

1/31	Charleston Sthrn. (22/-)	W	6-1
1/31	Citadel (22/-)	W	4-1
2/8	NC State (22/-)	W	7-0
2/15	Davidson (22/-)	W	6-1
2/15	Francis Marion (22/-)	W	4-1
2/22	Charlotte (22/-)	W	7-0
3/1	Vanderbilt (22/63)	W	5-2
3/4	at LSU (22/6)	L	2-5
3/7	C. of Charleston (22/-)	W	6-1
3/7	East Carolina (22/-)	W	5-0
3/10	Mississippi (22/5)	L	3-4
3/12	at Duke (22/-)	W	4-3
3/15	Georgia (28/4)	L	2-5
3/17	Wake Forest (28/75)	W	6-1
3/20	Tennessee (28/23)	W	5-2
3/22	at Mississippi St. (28/3)	L	2-5
3/25	at Clemson (18/-)	W	7-0
3/29	at Auburn (18/23)	L	2-5
4/3	at Florida (18/21)	W	4-3
4/5	at Alabama (18/-)	W	6-1
4/8	Georgia Tech (19/56)	W	5-2
4/10	at Kentucky (19/-)	L	2-5
4/12	Arkansas (19/-)	W	4-3
4/16	vs. Vanderbilt (19/-) +	W	4-1
4/17	vs. Mississippi St. (19/4) +	L	1-4
5/15	vs. Clemson (15/-) *	W	4-0
5/16	vs. N. Carolina (15/-) *	W	4-1
5/17	vs. Virginia (15/-) *	W	4-2
5/23	vs. Mississippi St. (15/4) \$	L	0-4

+ SEC Tournament (Auburn, Ala.)
* NCAA Regional (Richmond, Va.)
\$ NCAA Championship (Athens, Ga.)

1999

Head Coach Kent DeMars

Overall Record: 18-12

Home: 10-6; Away: 3-2; Neutral: 5-4

NCAA Regional Final

Final Rank: 14

2/8	Charlotte (9/-)	W	4-1
2/8	UNC Greensboro (9/-)	W	7-0
2/10	NC State (9/-)	L	3-4
2/13	at North Carolina (9/-)	W	6-1
2/18	vs. Pepperdine (9/8) &	W	4-3
2/19	vs. Stanford (9/1) &	L	1-5
2/20	vs. Mississippi (9/4) &	L	2-5
2/26	Davidson (9/-)	W	5-2
2/27	Charleston Sthrn. (9/-)	W	7-0
3/5	Alabama (9/21)	L	3-4
3/8	vs. Rice (9/-) #	W	6-1
3/12	Tennessee (11/15)	W	4-3
3/14	Mississippi St. (11/17)	W	4-3
3/17	Kentucky (11/21)	L	3-4
3/19	at Georgia (11/5)	L	3-4
3/21	LSU (11/20)	L	3-4
3/25	Duke (11/7)	L	2-4
3/28	at Mississippi (11/14)	L	2-4
3/31	Clemson (11/-)	W	6-1
4/2	Arkansas (11/-)	W	4-3
4/4	Florida (11/8)	L	1-6
4/6	at Georgia Tech (19/-)	W	4-3
4/9	at Vanderbilt (19/-)	W	4-3
4/13	Wake Forest (19/-)	W	6-1

4/16	Auburn (19/-)	W	4-3
4/22	vs. Miss. St. (19/25) +	W	4-1
4/23	vs. Mississippi (19/4) +	W	4-3
4/24	vs. LSU (19/13) +	L	1-4
5/15	vs. Indiana (14/-) *	W	4-2
5/16	vs. Kentucky (14/18) * L	0-4	

& USTA/ITA National Team Indoor Champ.
at Hilton Head, S.C.
+ SEC Tournament (Gainesville, Fla.)
* NCAA Regional (Lexington, Ky.)

2000

Head Coach Kent DeMars

Overall Record: 10-13

Home: 6-6; Away: 3-6; Neutral: 1-1

NCAA Regional Final

Final Rank: 41

2/12	NC State (15/69)	W	6-1
2/19	Charleston Sthrn. (14/-)	W	6-1
2/19	Charlotte (14/-)	L	2-3
3/2	at Wake Forest (26/41)	W	4-3
3/4	Davidson (26/-)	W	7-0
3/6	at Auburn (26/22)	L	1-6
3/8	at Alabama (25/50)	L	2-5
3/14	North Carolina (25/51)	L	3-4
3/17	at Florida (57/4)	L	2-5
3/19	at Mississippi St. (57/22)	L	1-4
3/24	Tennessee (63/11)	L	3-4
3/26	at LSU (63/12)	L	0-7
3/31	Arkansas (66/65)	W	5-2
4/2	Georgia Tech (66/-)	W	6-1
4/4	at Clemson (66/-)	W	4-3
4/7	Mississippi (64/14)	L	2-5
4/9	at Duke (64/5)	L	3-4
4/12	Georgia (51/32)	L	2-5
4/14	Vanderbilt (51/-)	W	5-2
4/16	at Kentucky (51/36)	W	4-3
4/20	Auburn (43/33) +	L	1-4
5/13	vs. South Ala. (43/27) *	W	4-3
5/14	vs. Duke (43/6) *	L	3-4

+ SEC Tournament (Starkville, Miss.)
* NCAA Regional (Durham, N.C.)

2001

Head Coach Kent DeMars

Overall Record: 13-13

Home: 8-5; Away: 1-6; Neutral: 4-2

NCAA Regional First Round

Final Rank: 29

2/4	at Davidson (37/-)	W	5-2
2/9	Charleston Sthrn. (37/-)	W	4-0
2/9	Francis Marion (36/-)	W	3-0
2/17	at N. Carolina (37/26)	L	1-6
2/24	Georgia Tech (42/71)	L	3-4
3/2	NC State (51/-)	W	4-3
3/4	Mississippi St. (51/17)	L	0-7
3/7	Clemson (55/40)	W	5-2
3/9	Alabama (55/24)	L	3-4
3/11	Florida (55/22)	W	4-3
3/14	vs. Nrthrn. Iowa (39/-) #	W	5-2
3/15	vs. Bowling Grn. (39/-) #	W	4-3
3/20	vs. Charlotte (39/-) ^	W	4-3
3/23	Kentucky (40/38)	W	4-2
3/25	at Mississippi (40/11)	L	2-4
3/30	at Georgia (33/5)	L	0-5
4/1	LSU (33/17)	W	4-3
4/4	Auburn (28/18)	L	3-4
4/6	at Arkansas (28/37)	L	3-4
4/9	Wake Forest (28/47)	W	5-2

YEAR-BY-YEAR RESULTS

4/11	Duke (31/5)	L	0-7
4/13	at Tennessee (31/7)	L	1-6
4/15	at Vanderbilt (31/46)	L	3-4
4/19	vs. Auburn (30/20) +	W	4-1
4/20	vs. Tennessee (30/7) +	L	3-4
5/11	vs. South Florida (30/35) *	L	3-4

at Las Vegas, Nev.
^ at Davidson, N.C.

+ SEC Tournament (Lexington, Ky.)
* NCAA Regional (Los Angeles, Calif.)

2002

Head Coach Kent DeMars

Overall Record: 17-9

Home: 11-3; Away: 3-4; Neutral: 3-2

NCAA Regional 2nd Round

Final Rank: 20

2/2	NC State (31/-)	W	7-0
2/10	Charlotte (31/63)	W	5-0
2/10	Davidson (31/-)	W	7-0
2/17	Winthrop (30/-)	W	4-0
2/17	Wofford (30/-)	W	7-0
2/23	North Carolina (31/36)	W	4-3
3/1	Mississippi St. (30/13)	W	4-3
3/3	Mississippi (30/6)	L	2-5
3/8	at LSU (23/21)	W	5-2
3/10	at Arkansas (23/26)	L	3-4
3/15	at Vanderbilt (24/30)	W	4-2
3/17	Kentucky (24/7)	L	3-4
3/20	Georgia Tech (19/50)	W	5-2
3/24	C. of Charleston (27/-)	W	6-0
3/24	The Citadel (19/-)	W	7-0
3/29	Auburn (27/23)	W	5-2
3/31	Alabama (24/21)	L	3-4
4/5	at Georgia (24/1)	L	2-5
4/7	at Tennessee (19/15)	L	1-6
4/10	at Wake Forest (24/22)	W	5-0
4/14	at Florida (24/15)	L	2-5
4/16	vs. Clemson (21/-) #	W	7-0
4/18	vs. Arkansas (24/22) +	W	4-2
4/19	vs. Georgia (21/1) +	L	1-4
5/11	vs. Ga. Tech (19/44) *	W	4-2
5/12	vs. Georgia (19/1) *	L	0-4

at Belton, S.C.

+ SEC Tournament (Knoxville, Tenn.)

* NCAA Regional (Knoxville, Tenn.)

2003

Head Coach Kent DeMars

Overall Record: 17-8

Home: 10-2; Away: 6-4; Neutral: 1-2

NCAA Reg. First Round

Final Rank: 20

2/1	C. of Charleston (22/-)	W	6-1
2/1	Winthrop (22/-)	W	7-0
2/9	vs. Charlotte (20/-) #	W	7-0
2/9	at Davidson (20/-)	W	6-1
2/15	at NC State (17/-)	W	7-0
2/23	Furman (16/65)	W	5-2
2/23	USC Aiken (16/-)	W	7-0
2/28	at Mississippi St. (15/36)	W	4-3
3/2	at Mississippi (15/8)	L	2-4
3/7	LSU (14/21)	W	4-3
3/9	Arkansas (14/20)	W	4-2
3/12	at UNLV (14/-)	W	6-1
3/16	at Kentucky (14/9)	L	3-4
3/20	at N. Carolina (18/39)	W	4-2
3/26	Clemson (18/30)	W	4-3
3/28	at Auburn (18/29)	L	1-6

3/30	at Alabama (18/16)	L	3-4
4/2	at Georgia Tech (20/23)	W	5-2
4/4	Georgia (20/18)	W	5-2
4/6	Tennessee (20/42)	W	4-2
4/9	Wake Forest (13/21)	W	5-2
4/11	Florida (13/2)	L	2-5
4/13	Vanderbilt (13/8)	L	1-5
4/17	vs. Georgia (12/22) +	L	1-4
5/10	vs. Rice (18/33) *	L	2-4

at Davidson, N.C.

+ SEC Tournament (Oxford, Miss.)

* NCAA Regional (Austin, Texas)

2004

Head Coach Kent DeMars

Overall Record: 15-14

Home: 12-5; Away: 2-7; Neutral: 1-2

NCAA Reg. First Round

Final Rank: 37

1/31	C. of Charleston (23/-)	W	5-2
1/31	UNC Wilmington (23/-)	W	4-3
2/8	Radford (23/-)	W	7-0
2/8	USC Upstate (23/-)	W	4-0
2/15	Charlotte (24/-)	W	7-0
2/15	Davidson (24/-)	W	7-0
2/21	Richmond (24/-)	W	6-1
2/21	Wofford (24/-)	W	6-1
2/28	Francis Marion (22/-)	W	7-0
2/28	Gardner-Webb (22/-)	W	7-0
3/2	North Carolina (19/36)	L	1-6
3/5	Kentucky (19/15)	L	3-4
3/7	at Vanderbilt (19/22)	L	1-6
3/10	at Webber-Int'l. (31/-)	W	6-1
3/14	at Wake Forest (31/54)	L	2-4
3/19	Alabama (45/40)	L	3-4
3/21	Auburn (45/55)	L	3-4
3/26	at Tennessee (-/21)	W	4-3
3/28	at Georgia (-/12)	L	0-4
3/31	at Clemson (56/-)	L	1-6
4/2	Mississippi (56/3)	W	4-1
4/4	Mississippi St. (56/31)	W	5-2
4/8	Georgia Tech (36/34)	L	4-3
4/10	at Florida (36/8)	L	5-2
4/16	at Arkansas (40/27)	L	5-2
4/18	at LSU (40/14)	L	5-2
4/22	vs. Vanderbilt (44/21) +	W	4-3
4/23	vs. Florida (44/7) +	L	0-4
5/15	vs. Ohio St. (38/17) *	L	0-4

+ SEC Tournament (Nashville, Tenn.)
* NCAA Regional (Chapel Hill, N.C.)

2005

Head Coach Kent DeMars

Overall Record: 20-10

Home: 14-3; Away: 3-5; Neutral: 3-2

NCAA Round of 16

Final Rank: 16

1/29	East Carolina (38/-)	W	6-1
1/29	UNC Asheville (38/-)	W	6-1
2/6	vs. Charlotte (39/-) #	W	5-1
2/6	at Davidson (39/-)	W	4-1
2/10	at N. Carolina (41/30)	L	2-5
2/12	Elon (41/-)	W	6-1
2/13	Samford (41/-)	W	7-0
2/13	Wofford (41/-)	W	7-0
2/20	Georgia Southern (42/-)	W	6-1
2/20	Troy (42/-)	W	5-0
2/26	Texas A&M-CC (43/-)	L	2-5
3/1	at Georgia Tech (55/48)	L	0-4

3/4	Arkansas (55/38)	W	5-2
3/6	LSU (55/9)	W	4-3
3/9	UNLV (30/71)	W	4-3
3/11	at Kentucky (30/28)	L	2-5
3/13	Vanderbilt (30/40)	L	3-4
3/22	Wake Forest (41/25)	W	4-3
3/25	at Alabama (41/62)	W	6-1
3/27	at Auburn (41/36)	L	2-4
4/1	Tennessee (34/17)	W	6-1
4/3	Georgia (34/8)	W	4-3
4/6	Clemson (22/24)	W	6-1
4/8	at Mississippi (22/4)	L	1-6
4/10	at Mississippi St. (22/15)	W	5-2
4/16	Florida (17/6)	L	0-7
4/22	vs. Tennessee (18/25) +	L	2-4
5/14	vs. Oklahoma (19/51) *	W	4-3
5/15	vs. Okla. St. (19/13) *	W	4-3
5/21	vs. Florida (19/3) \$	L	0-4

at Davidson, N.C.

+ SEC Tournament (Athens, Ga.)

* NCAA Regional (Stillwater, Okla.)

\$ NCAA Championship (College Station, Texas)

2006

Head Coach Kent DeMars

Overall Record: 14-15

Home: 11-3; Away: 2-7; Neutral: 1-5

NCAA Reg. First Round

Final Rank: 41

1/28	Troy (12/-)	W	7-0
1/28	Wofford (12/-)	W	7-0
2/4	Appalachian St. (12/-)	W	5-2
2/4	Elon (12/-)	W	6-1
2/11	Charlotte (12/-)	W	6-1
2/11	Davidson (12/-)	W	7-0
2/13	North Carolina (12/27)	L	2-4
2/17	vs. Mississippi (10/5) &	L	1-4
2/18	vs. Florida St. (10/38) &	L	1-4
2/19	vs. Penn (10/47) &	L	2-4
2/25	NC State (31/39)	L	2-5
2/28	at Wake Forest (47/13)	W	3-4
3/3	Mississippi St. (47/270)	W	5-2
3/5	Mississippi (47/5)	L	0-7
3/10	at Georgia (31/1)	L	0-7
3/12	at Tennessee (31/44)	L	1-4
3/17	at UNLV (52/62)	L	2-5
3/22	Charleston Sthrn. (49/-)	W	4-0
3/24	at LSU (49/19)	L	0-7
3/26	at Arkansas (49/16)	L	0-4
3/31	Auburn (56/48)	W	4-3
4/2	Alabama (56/40)	W	4-3
4/7	Kentucky (43/21)	W	4-1
4/9	at Vanderbilt (43/63)	W	5-2
4/12	at Clemson (35/21)	L	1-6
4/15	at Florida (35/14)	L	0-7
4/20	vs. Tennessee (40/44) +	W	4-3
4/21	vs. Florida (40/14) +	L	1-4
5/13	vs. Clemson (42/24) *	L	1-4

& ITA National Indoors (Seattle, Wash.)

+ SEC Tournament (Tuscaloosa, Ala.)

* NCAA Regional (Chapel Hill, N.C.)

2007

Head Coach Kent DeMars

Overall Record: 11-14

Home: 9-8; Away: 2-6

Final Rank: 63

1/28	Troy (38/-)	W	5-1
1/28	Wofford (38/-)	W	7-0
2/4	Appalachian St. (38/-)	W	7-0

2/4	Charleston Sthrn. (38/-)	W	6-1
2/10	Charlotte (39/-)	W	7-0
2/10	Davidson (39/-)	W	5-2
2/14	Wake Forest (36/27)	L	2-4
2/17	at N. Carolina (36/21)	L	1-6
2/24	Elon (37/-)	L	1-4
2/25	Samford (37/-)	W	4-1
2/27	Georgia Tech (51/52)	W	4-3
3/2	at Mississippi St. (51/58)	W	4-3
3/4	at Mississippi (51/6)	L	0-4
3/9	Georgia (46/1)	L	0-7
3/11	Tennessee (46/28)	L	0-7
3/15	at UNLV (55/-)	W	4-3
3/23	LSU (55/10)	L	0-4
3/25	Arkansas (55/-)	W	4-3
3/30	at Auburn (58/44)	L	2-5
4/1	at Alabama (58/16)	L	1-6
4/6	at Kentucky (53/59)	L	2-4
4/8	Vanderbilt (53/41)	L	2-5
4/11	Clemson (59/20)	L	1-6
4/14	Florida (59/17)	L	1-6
4/19	at Alabama (59/16) +	L	1-4

+ SEC Tournament (Tuscaloosa, Ala.)

2008

Head Coach Kent DeMars

Overall Record: 11-13

Home: 10-5; Away: 5-3; Neutral: 2-2

Final Rank: 55

1/27	Troy (56/-)	W	5-2
1/27	Wofford (56/-)	W	6-1
2/2	Appalachian St. (56/-)	W	6-1
2/2	Charleston Sthrn. (56/-)	W	7-0
2/9	Charlotte (58/-)	W	6-1
2/9	Davidson (58/-)	W	6-1
2/17	at Wake Forest (58/17)	L	4-2
2/22	Elon (60/53)	W	4-0
2/24	at Georgia Tech (60/38)	L	5-2
2/29	at Kentucky (57/54)	L	5-2
3/2	at Vanderbilt (57/29)	L	4-3
3/7	Georgia (68/3)	L	7-0
3/9	Tennessee (68/14)	L	6-1
3/13	at UNLV (68/-)	W	4-3
3/21	at Mississippi St. (70/47)	L	4-2
3/23	Mississippi (70/5)	L	4-0
3/28	at LSU (70/19)	L	6-1
3/30	at Arkansas (70/41)	W	4-3
4/4	Alabama (57/24)	L	6-1
4/6	Auburn (57/26)	L	4-3
4/9	at Clemson (67/61)	W	6-1
4/12	at Florida (67/8)	L	4-3
4/17	vs. Alabama (57/19) +	W	4-3
4/18	vs. Florida (57/12) +	L	4-0

+ SEC Tournament (Fayetteville, Ark.)

2009

Head Coach Kent DeMars

Overall Record: 15-11

Home: 14-3; Away: 0-6; Neutral: 1-2

NCAA First Round

Final Rank: 35

1/17	Wofford (52/-)	W	6-1
1/17	Troy (52/-)	W	7-0
1/24	Georgia Tech (52/58)	W	5-2
1/30	at Georgia (51/3) &	L	0-5
1/31	vs. Indiana (51/55) &	W	4-3
2/7	Davidson (51/-)	W	7-0
2/7	Charlotte (51/-)	W	6-1

YEAR-BY-YEAR RESULTS

2/14	Elon (51/-)	W	6-1
2/20	NC State (49/34)	W	5-2
2/28	Gardner-Webb (43/-)	W	7-0
2/28	Appalachian St. (43/-)	W	6-1
3/6	Vanderbilt (31/37)	W	5-2
3/8	Kentucky (31/11)	W	5-2
3/13	at Tennessee (15/8)	L	1-4
3/15	at Georgia (15/4)	L	1-4
3/19	Wake Forest (19/18)	W	4-3
3/25	Clemson (16/-)	W	6-1
3/27	Mississippi St. (16/55)	W	4-2
3/29	at Mississippi (16/2)	L	0-4
4/3	Arkansas (17/45)	L	1-6
4/5	LSU (17/34)	L	1-5
4/10	at Auburn (24/27)	L	1-6
4/12	at Alabama (24/15)	L	0-4
4/18	Florida (19/10)	L	0-7
4/23	vs. LSU (28/30) +	L	2-4
5/8	vs. N. Carolina (31/37)*	L	0-4

♣ ITA Kickoff (Athens, Ga.)
+ SEC Tournament (Auburn, Ala.)
** NCAA Regional (Charlottesville, Va.)*

2010

Head Coach Kent DeMars
Overall Record: 9-13
Home: 6-5; Away: 2-7; Neutral: 1-1
Final Rank: 57

1/16	Wofford (36/-)	W	6-1
1/24	at Georgia Tech (36/43)	L	1-6
1/31	vs. VCU (43/48) &	W	4-2
2/1	at Tennessee (43/5) &	L	0-4
2/6	Charlotte (45/-)	W	5-2
2/9	NC State (45/46)	W	4-3
2/14	Elon (45/-)	W	7-0
2/27	Appalachian St. (42/-)	W	5-2
3/5	at LSU (41/73)	L	2-5
3/7	at Arkansas (41/52)	L	2-4
3/12	Alabama (50/32)	L	1-6
3/14	Auburn (50/68)	L	3-4
3/19	Nebraska (64/25)	W	4-3
3/21	Mississippi (64/14)	L	2-5
3/24	at Clemson (48/33)	W	5-2
3/28	at Mississippi St. (48/43)	W	4-2
4/2	at Kentucky (38/10)	L	3-4
4/4	at Vanderbilt (38/35)	L	1-6
4/9	Georgia (43/8)	L	3-4
4/11	Tennessee (43/4)	L	1-6
4/17	at Florida (45/6)	L	1-6
4/22	vs. Mississippi (5-19) +	L	1-4

♣ ITA Kickoff (Knoxville, Tenn.)
+ SEC Tournament (Lexington, Ky.)

2011

Head Coach Josh Goffi
Overall Record: 6-18
Home: 5-8; Away: 1-7; Neutral: 0-3
Final Rank: -

1/16	Wofford (56/-)	W	6-1
1/16	Elon (56/-)	L	2-5
1/23	Georgia Tech (56/23)	L	1-6
1/29	vs. UC Irvine (69/56)&	L	1-6
1/30	vs. Wm. & Mary (69/75)&	L	0-4
2/5	Charlotte	W	6-1
2/5	Appalachian State	W	5-2
2/13	at NC State (-/58)	L	0-7
2/20	USC Upstate	W	5-2
3/4	Arkansas (-/69)	W	4-3
3/6	LSU (-/53)	L	2-5

3/9	at The Citadel	W	7-0
3/11	at Auburn (-/26)	L	1-6
3/13	at Alabama (-/35)	L	0-7
3/17	VCU (-/56)	L	1-6
3/19	Mississippi State (-/33)	L	0-7
3/23	Clemson (-/58)	L	2-5
3/26	at Mississippi (-/23)	L	0-6
4/1	Vanderbilt (-/30)	L	0-7
4/3	Kentucky (-/14)	L	2-5
4/8	at Tennessee (-/4)	L	0-7
4/10	at Georgia (-/17)	L	0-7
4/16	Florida (-/16)	L	0-4
4/21	vs. Auburn (-/20) +	L	0-4

♣ ITA Kickoff (Columbus, Ohio)
+ SEC Tournament (Gainesville, Fla.)

2012

Head Coach Josh Goffi
Overall Record: 15-12
Home: 10-4; Away: 5-6; Neutral: 0-2
Final Rank: 41

1/21	Appalachian State (-/)	W	7-0
1/21	Wofford (-/)	W	7-0
1/27	Elon (-/)	W	7-0
1/29	Georgia State (-/69)	W	6-1
1/29	Davidson (-/)	W	7-0
2/4	at Georgia Tech (-/22)	W	5-2
2/9	at Wake Forest (48/42)	W	4-3
2/11	at NC State (48/51)	L	5-2
2/18	at UNC Wilm. (48/46)	W	4-3
2/25	Furman (46/-)	W	6-1
2/25	Charlotte (46/-)	W	6-1
3/2	Georgia (22/6)	L	6-1
3/4	Tennessee (22/19)	L	5-2
3/9	at Kentucky (33/7)	L	6-1
3/11	at Vanderbilt (33/49)	L	4-3
3/14	at Clemson (48/71)	W	4-3
3/18	C. of Charleston (48/-)	W	6-1
3/18	Coastal Carolina (48/-)	W	5-2
3/23	Ole Miss (48/14)	L	6-1
3/25	at Mississippi State (40/12)	L	6-1
3/30	Alabama (40/66)	W	4-3
4/1	Auburn (40/15)	L	4-3
4/6	at LSU (38/27)	L	4-3
4/8	at Arkansas (38/41)	W	4-1
4/14	at Florida (35/10)	L	6-1
4/19	vs. Auburn (39/17)+	L	4-2
5/12	vs. Texas A&M (41/30)*	L	4-0

+ SEC Tournament (Gainesville, Fla.)
** NCAA Regional (Los Angeles, Calif.)*

2013

Head Coach Josh Goffi
Overall Record: 18-11
Home: 14-2; Away: 3-5; Neutral: 1-4
Final Rank: 18

1/12	Charlotte (39/-)	W	6-1
1/12	Presbyterian (39/-)	W	4-0
1/19	Furman (39/-)	W	6-1
1/19	Appalachian State (39/-)	W	5-0
1/25	vs. Texas (40/17)&	L	1-4
1/26	vs. Michigan St. (40/47)&	L	3-4
2/2	Georgia Tech (47/65)	W	6-1
2/2	Wofford (47/-)	W	4-0
2/8	Wake Forest (49/36)	L	3-4
2/10	NC State (49/34)	W	4-3
2/20	UNC Wilm. (48/37)	W	4-3
2/22	at Wm. & Mary (48/-)	W	7-0
2/24	at VCU (48/34)	L	2-5

3/1	Texas A&M (43/11)	L	1-4
3/3	Clemson (43/18)	W	4-3
3/8	Florida (34/29)	W	4-3
3/15	at Tennessee (32/6)	L	1-4
3/17	at Georgia (32/5)	L	2-5
3/22	at Auburn (34/35)	W	5-2
3/24	at Alabama (34/26)	W	4-1
3/29	Arkansas (25/53)	W	5-1
4/5	at Mississippi St. (20/13)	L	2-4
4/7	at Mississippi (20/7)	L	2-4
4/12	Vanderbilt (22/13)	W	4-0
4/14	Kentucky (22/8)	W	4-3
4/18	vs. LSU (17/20)+	W	4-3
4/19	vs. Florida (17/14)+	L	0-4
5/10	vs. UNC Wilm. (17/53)*	L	0-4

♣ ITA Kickoff (Lexington, Ky.)
+ SEC Tournament (Oxford, Miss.)
** NCAA Regional (Durham, N.C.)*

2014

Head Coach Josh Goffi
Overall Record: 16-14
Home: 9-3; Away: 3-8; Neutral: 4-3
Final Rank: 27

1/19	Furman (18/-)	W	7-0
1/19	The Citadel (18/-)	W	7-0
1/25	vs. Memphis (18/21)&	L	2-4
1/26	vs. Harvard (18/26)&	W	4-0
1/31	at Georgia Tech (17/-)	L	2-4
2/2	Middle Tenn. (17/56)	W	4-3
2/2	Wofford (17/-)	W	4-1
2/7	at Wake Forest (26/19)	L	2-5
2/9	at NC State (26/32)	L	3-4
2/21	USF (31/56)	W	6-1
2/23	San Diego (31/44)	W	4-3
3/1	at Texas A&M (33/13)	L	1-4
3/5	at Clemson (40/23)	L	1-4
3/9	at Florida (40/26)	L	2-4
3/14	Georgia (48/16)	L	1-4
3/16	Tennessee (48/14)	L	0-4
3/21	Alabama (48/42)	W	4-3
3/23	Auburn (48/30)	W	4-1
3/23	at The Citadel (48/-)	W	7-0
3/28	at LSU (36/61)	L	3-4
3/30	at Arkansas (36/67)	W	4-0
4/4	Ole Miss (40/50)	W	4-2
4/6	Mississippi St. (40/16)	L	1-4
4/11	vs. Murray State (35/-)	W	6-0
4/11	at Kentucky (35/14)	L	2-4
4/13	at Vanderbilt (35/27)	W	4-1
4/17	vs. Alabama (30/33)+	W	4-1
4/18	vs. Texas A&M (30/11)+	L	1-4
5/10	vs. Geo. Wash. (28/53)*	W	4-1
5/11	vs. N. Carolina (28/7)*	L	1-4

♣ ITA Kickoff (Starkville, Miss.)
+ SEC Tournament (Nashville, Tenn.)
** NCAA Regional (Chapel Hill, N.C.)*

2015

Head Coach Josh Goffi
Overall Record: 15-15
Home: 11-5; Away: 1-8; Neutral: 3-2
Final Rank: 50

1/17	Elon (27/55)	W	5-2
1/17	Furman (27/-)	W	5-2
1/24	vs. Stanford (29/31)&	W	4-1
1/25	vs. Ole Miss (29/32)&	L	2-4
1/31	Clemson (29/28)	W	6-1
2/6	Wake Forest (23/18)	L	2-5

2/8	NC State (23/29)	L	3-4
2/8	Wofford (23/-)	W	4-2
2/13	vs. Belmont (23/-)	W	4-0
2/13	at Middle Tenn. (23/-)	W	4-1
2/15	vs. Memphis (23/21)	W	4-1
2/20	at San Diego St. (21/-)	L	0-7
2/22	at San Diego (21/37)	L	3-4
2/26	at Auburn (34/28)	L	2-4
2/28	at Florida (34/17)	L	1-4
3/6	LSU (40/28)	W	4-1
3/8	Texas A&M (40/10)	L	2-4
3/8	Coastal Carolina (40/-)	W	4-0
3/12	Kentucky (38/-)	W	4-1
3/14	at Tennessee (38/55)	L	1-4
3/22	at Georgia (47/5)	L	0-4
3/29	Vanderbilt (42/17)	L	0-4
3/29	The Citadel (42/-)	W	6-1
4/3	at Alabama (45/71)	L	1-4
4/5	at Mississippi St. (45/26)	L	1-4
4/9	S. Carolina State (47/-)	W	4-0
4/9	Mississippi (47/14)	L	2-4
4/11	Arkansas (47/71)	W	4-1
4/11	S. Carolina St. (47/-)	W	6-0
4/16	vs. LSU (45/25)+	L	1-4

♣ ITA Kickoff (Gainesville, Fla.)
+ SEC Tournament (College Station, Texas)

2016

Head Coach Josh Goffi
Overall Record: 14-15
Home: 8-5; Away: 3-7; Neutral: 3-3
Final Rank: 45

1/16	Presbyterian (50/-)	W	7-0
1/16	Winthrop (50/-)	W	6-1
1/23	vs. Denver (51/52)&	L	3-4
1/24	vs. Wichita St. (51/71)&	L	2-4
1/30	Georgia Tech (59-39)	W	5-2
1/30	The Citadel (59/-)	W	7-0
2/5	at Wake Forest (55-10)	L	0-7
2/7	vs. Bryant (55/-)	W	4-0
2/7	at NC State (55/32)	L	3-4
2/19	at USF (55/14)	L	1-4
2/20	vs. San Diego (55-17)	L	1-4
2/27	at Clemson (61/75)	W	4-0
2/27	vs. UNC Asheville (61-)	W	7-0
3/4	Alabama (73/49)	L	2-5
3/6	Mississippi State (73/50)	L	2-5
3/10	vs. Murray State (69/-)	W	6-1
3/10	at Vanderbilt (69/56)	W	5-2
3/18	Georgia (62/19)	L	0-7
3/25	at Kentucky (65/18)	L	3-4
3/27	Tennessee (65/-)	W	4-2
4/1	at LSU (59/44)	L	3-4
4/3	at Texas A&M (59/10)	L	1-6
4/8	Auburn (62/59)	W	4-3
4/10	Florida (62/14)	L	1-6
4/10	S. Carolina State (62/-)	W	7-0
4/15	at Mississippi (58/32)	L	3-4
4/17	at Arkansas (58/12)	W	4-3
4/21	Arkansas (50/18)+	W	4-1
4/22	Texas A&M (50/13)+	L	3-4

♣ ITA Kickoff (Columbus, Ohio)
+ SEC Tournament (Columbia, S.C.)

YEAR-BY-YEAR RESULTS

2016

Head Coach Josh Goffi

Overall Record: 21-7

Home: 11-1; Away: 6-4; Neutral: 4-1

Final Rank: 21

1/20	The Citadel	W	7-0
	The Citadel	W	7-0
1/28	at Dartmouth	W	6-1
	vs. Quinnipiac	W	7-0
2/05	at Georgia St.	W	7-0
2/11	Old Dominion	W	4-1
	SC State	W	7-0
2/17	NC State	W	6-1
2/19	at Georgia Tech (-/22)	L	1-6
2/24	vs. Texas Tech (16/-)	W	4-3
2/25	vs. Auburn (16/-)	W	4-1
2/25	vs. Rice (16/46)	L	2-4
3/3	LSU (16/-)	W	4-3
3/5	Texas A&M (19/27)	L	5-2
3/10	Clemson (23/-)	W	6-0
3/12	at Florida (23/15)	L	2-4
3/16	at Arkansas (26/-)	W	4-3
3/18	at Mississippi (26/46)	W	4-3
3/24	Vanderbilt (26/41)	W	4-2
3/26	Kentucky (26/23)	W	4-3
4/1	at Alabama (21/1)	W	4-3
4/7	at Tennessee (20/-)	W	4-3
4/9	at Georgia (20/13)	L	4-3
4/14	Auburn (22/-)	W	6-1
4/16	Mississippi St. (22/17)	W	4-3
4/28	vs. Mississippi St.+ (19/18)	L	4-1
5/12	vs. E. Tennessee^ (20/-)	W	5-0
5/13	at N. Carolina^ (20/9)	L	4-1

+ SEC Tournament (Columbia, S.C.)

^ NCAA Regionals (Chapel Hill, N.C.)

Records prior to the 1972 season are incomplete. The information available is included in the series records.

YEAR-BY-YEAR COACHING HISTORY

Year	Coach	Won	Lost	Tied	Pct.	Final Rank	Conference Record (Finish)	Postseason Finish
1955-56	Joe Grugin	3	8	0	.273		ACC, 1-6 (8th)	
1956-57	Walter Hambrick	7	10	0	.412		ACC, 1-7 (8th)	
1957-58	Walter Hambrick	5	9	0	.357		ACC, 1-5 (7th)	
1958-59	Walter Hambrick	4	8	0	.333		ACC, 0-7 (8th)	
1959-60	Walter Hambrick	7	5	0	.583		ACC, 1-5 (7th)	
1960-61	Bob Brown	7	8	0	.506		ACC, 2-5 (7th)	
1961-62	Marshall Reed	0	8	0	.000		ACC, 0-7 (8th)	
1962-63	W.L. Strickland	0	9	0	.000		ACC, 0-7 (8th)	
1963-64	Bill McClain	0	10	1	.045		ACC, 0-6-1 (8th)	
1964-65	Bill McClain	3	14	0	.176		ACC, 0-7 (8th)	
1965-66	Bill McClain	12	5	0	.706		ACC, 3-4 (t-5th)	
1966-67	Bill McClain	18	3	0	.857		ACC, 4-3 (t-3rd)	
1967-68	Bill McClain	22	0	1	.978		ACC, 7-0 (1st)	
1968-69	Bill McClain	17	3	0	.850		ACC, 4-3 (4th)	
1969-70	Bobby Heald	5	14	0	.263		ACC, 2-5 (6th)	
1970-71	Ron Moser	9	11	0	.818		ACC, 1-4 (t-6th)	
1971-72	Ron Smarr	22	4	0	.846			
1972-73	Ron Smarr	26	3	0	.897			
1973-74	Ron Smarr	25	9	0	.735			
1974-75	Ron Smarr	24	3	0	.889			
1975-76	Ron Smarr	32	2	0	.941			
1976-77	Ron Smarr	22	9	0	.710			
1977-78	Ron Smarr	25	6	0	.806			NCAA Champs. Rd. of 16
1978-79	Ron Smarr	28	13	0	.683			
1979-80	Ron Smarr	21	9	0	.683			
1980-81	Ron Smarr	27	5	0	.844			
1981-82	Ron Smarr	23	6	0	.793			
1982-83	Ron Smarr	21	8	0	.724			
1983-84	Ron Smarr	24	8	0	.750		Metro Tourn. Runner-Up	
1984-85	Kent DeMars	24	5	0	.828	14	Metro Tourn. Champs	
1985-86	Kent DeMars	16	9	0	.640	15	Metro Tourn. Champs	
1986-87	Kent DeMars	19	10	0	.655	11	Metro Tourn. Champs	NCAA Champs. Rd. of 16
1987-88	Kent DeMars	5	18	0	.218		Metro Tourn. 3rd Place	
1988-89	Kent DeMars	21	8	0	.725	5	Metro Tourn. Champs	NCAA Champs. Semis
1989-90	Kent DeMars	17	9	0	.654	10	Metro Tourn. Champs	NCAA Champs. Rd. of 16
1990-91	Kent DeMars	17	9	0	.654	19	Metro Tourn. Champs	NCAA Champs. Rd. of 16
1991-92	Kent DeMars	8	14	0	.364		SEC, 3-9 (10th)	
1992-93	Kent DeMars	11	11	0	.500		SEC, 3-9 (t-9th)	
1993-94	Kent DeMars	19	8	0	.704	15	SEC, 5-7 (8th)	NCAA Regional Semis
1994-95	Kent DeMars	12	16	0	.429		SEC, 1-11 (11th)	NCAA Regional 1st Rd.
1995-96	Kent DeMars	13	11	0	.542	41	SEC, 3-9 (10th)	NCAA Regional 1st Rd.
1996-97	Kent DeMars	17	10	0	.630	23	SEC, 4-8 (9th)	NCAA Regional Final
1997-98	Kent DeMars	21	8	0	.724	15	SEC, 6-7 (t-6th)	NCAA Champs. Rd. of 16
1998-99	Kent DeMars	18	12	0	.600	14	SEC, 7-6 (4th)	NCAA Champs. 2nd Rd.
1999-00	Kent DeMars	10	13	0	.435	41	SEC, 3-8 (9th)	NCAA Champs. 2nd Rd.
2000-01	Kent DeMars	13	13	0	.500	29	SEC, 3-8 (10th)	NCAA Champs. 1st Rd.
2001-02	Kent DeMars	17	9	0	.654	20	SEC, 4-7, (5th East)	NCAA Champs. 2nd Rd.
2002-03	Kent DeMars	17	8	0	.680	20	SEC, 5-6 (4th East)	NCAA Champs. 1st Rd.
2003-04	Kent DeMars	15	14	0	.517	37	SEC, 3-8 (6th East)	NCAA Champs. 1st Rd.
2004-05	Kent DeMars	20	10	0	.667	16	SEC, 6-5 (4th East)	NCAA Champs. Rd. of 16
2005-06	Kent DeMars	14	15	0	.483	41	SEC, 5-6 (4th East)	NCAA Champs. 1st Rd.
2006-07	Kent DeMars	11	14	0	.440	63	SEC, 2-9 (6th East)	
2007-08	Kent DeMars	11	13	0	.458	55	SEC, 1-10 (6th East)	
2008-09	Kent DeMars	15	11	0	.577	35	SEC, 3-8 (5th East)	NCAA Champs. 1st Rd.
2009-10	Kent DeMars	9	13	0	.409	57	SEC, 1-10 (6th East)	
2010-11	Josh Goffi	6	18	0	.250		SEC, 1-10 (6th East)	
2011-12	Josh Goffi	15	12	0	.556	41	SEC, 2-9 (6th East)	NCAA Champs. 1st Rd.
2012-13	Josh Goffi	18	11	0	.621	18	SEC, 7-5 (T-3rd East)	NCAA Champs. 1st Rd.
2013-14	Josh Goffi	16	14	0	.533	27	SEC, 5-7 (T-7th)	NCAA Champs, 2nd Rd.
2014-15	Josh Goffi	15	15	0	.500	50	SEC, 3-9 (T-9th)	
2015-16	Josh Goffi	14	15	0	.483	45	SEC, 4-8 (11th)	
2016-17	Josh Goffi	21	7	0	.750	21	SEC, 9-3 (T-3rd)	NCAA Champs, 2nd Rd.

Notes: Complete season records prior to 1955-56 are unavailable. South Carolina had no conference affiliation 1972-83.

SERIES HISTORY

Alabama 18-24

4/26/68	W	7-2	A
3/24/77	W	6-3	A
3/17/78	W	6-3	H
3/29/79	L	4-5	A
3/30/84	L	2-6	H
3/30/85	W	5-1	N
3/30/86	W	5-1	N
3/4/89	W	5-4	N
4/1/89	L	3-4	N
5/20/89	W	5-2	N
3/31/90	W	5-1	N
3/10/92	L	4-5	A
4/23/92	L	1-5	N
3/7/93	L	2-5	H
4/22/94	W	5-2	A
4/15/95	W	5-1	H
3/5/96	L	3-4	A
4/25/96	L	3-4	N
3/9/97	L	3-4	A
4/5/98	W	6-1	A
3/5/99	L	3-4	H
3/8/00	L	2-5	A
3/9/01	L	3-4	H
3/31/02	L	3-4	H
3/30/03	L	3-4	A
3/19/04	L	3-4	H
3/25/05	W	6-1	A
4/2/06	W	4-3	H
4/1/07	L	1-6	A
4/19/07	L	1-4	A
4/4/08	L	6-1	H
4/17/08	W	4-3	N
4/12/09	L	0-4	A
3/12/10	L	1-6	H
3/13/11	L	0-7	A
3/30/12	W	4-3	H
3/24/13	W	4-1	A
3/21/14	W	4-3	H
4/17/14	W	4-1	N
4/3/17	L	1-4	A
3/4/16	L	2-5	H
4/1/17	W	4-3	A

Amherst 3-0

1968	W	9-0	
3/28/75	W	9-0	H
3/26/76	W	9-0	H

Anderson 1-0

1/31/79	W	5-4	H
---------	---	-----	---

Appalachian State 19-1

3/5/74	W	6-3	H
4/3/75	W	6-3	H
4/9/76	W	8-1	H
4/26/77	L	4-5	A
3/10/78	W	9-0	H
4/22/79	W	5-0	H
3/16/80	W	8-1	H
4/21/81	W	6-2	A
2/21/82	W	9-0	H
2/25/83	W	7-2	H
4/15/84	W	8-1	A

3/22/85	W	6-0	H
2/4/06	W	5-2	H
2/4/07	W	7-0	H
2/2/08	W	6-1	H
2/28/09	W	6-1	H
2/27/10	W	5-2	H
2/5/11	W	5-2	H
1/21/12	W	7-0	H
1/19/13	W	5-0	H

Arizona 1-0

3/3/90	W	5-3	N
--------	---	-----	---

Arizona State 0-2

4/3/88	L	0-6	H
3/9/89	L	4-5	A

Arkansas 20-10

3/5/87	W	8-1	N
3/8/91	L	2-5	N
4/19/92	L	3-5	H
3/12/93	L	1-5	A
4/19/94	W	4-0	H
3/31/95	L	1-6	A
4/6/96	W	5-2	H
4/5/97	W	4-3	A
4/12/98	W	4-3	H
4/2/99	W	4-3	H
3/31/00	W	5-2	H
4/6/01	L	3-4	A
3/10/02	L	3-4	A
4/18/02	W	4-2	N
3/9/03	W	4-2	H
4/16/04	L	5-2	A
3/4/05	W	5-2	H
3/26/06	L	0-4	A
3/25/07	W	4-3	H
3/30/08	W	4-3	A
4/3/09	L	1-6	H
3/7/10	L	2-4	A
3/4/11	W	4-3	H
4/8/12	W	4-1	A
3/29/13	W	5-1	H
3/30/14	W	4-0	A
4/11/15	W	4-1	H
4/17/16	W	4-3	A
4/21/16	W	4-1	H
3/16/17	W	4-3	A

Auburn 15-21

3/30/79	W	7-2	A
3/27/86	W	5-1	N
3/27/88	L	1-5	N
3/31/89	W	6-1	N
3/12/92	W	5-1	A
4/2/93	W	4-3	H
4/24/94	L	3-4	A
3/22/95	L	1-6	H
3/24/96	L	3-4	H
3/29/97	W	6-1	H
4/17/97	L	0-4	N
3/29/98	L	2-5	A
4/16/99	W	4-3	H

3/6/00	L	1-6	A
4/20/00	L	1-4	H
4/4/01	L	3-4	H
4/19/01	W	4-1	N
3/29/02	W	5-2	H
3/28/03	L	1-6	A
3/21/04	L	3-4	H
3/27/05	L	2-4	A
3/31/06	W	4-3	H
3/30/07	L	2-5	A
4/6/08	L	4-3	H
4/10/09	L	1-6	A
3/14/10	L	3-4	H
3/11/11	L	1-6	A
4/21/11	L	0-4	N
4/1/12	L	3-4	H
4/19/12	L	2-4	N
3/22/13	W	5-2	A
3/23/14	W	4-1	H
2/26/15	L	2-4	A
4/8/16	W	4-3	H
2/15/17	W	4-1	N
4/14/17	W	6-1	H

Baylor 2-0

3/22/78	W	8-1	A
3/23/81	W	9-0	A

Belmont 1-0

2/13/15	W	4-0	A
---------	---	-----	---

Boston College 3-0

2/12/93	W	6-1	H
2/12/94	W	4-1	H
2/11/95	W	5-0	H

Bowling Green 1-0

3/15/01	W	4-3	N
---------	---	-----	---

Bryant 1-0

2/7/16	W	4-0	N
--------	---	-----	---

Cal State Fullerton 4-0

4/5/80	W	9-0	A
3/12/82	W	9-0	A
3/12/83	W	9-0	A
3/9/84	W	7-2	A

California 2-1

3/8/87	L	2-5	N
5/21/89	W	5-4	N
3/30/90	W	5-3	N

Central Michigan 3-0

3/11/73	W	9-0	H
3/14/74	W	6-3	H
4/24/74	W	9-0	H

Chapman College 1-0

2/16/86	W	5-1	A
---------	---	-----	---

Charleston Southern 9-0

2/16/96	W	7-0	H
2/10/97	W	4-1	H
1/31/98	W	6-1	H
2/27/99	W	7-0	H
2/19/00	W	6-1	H
2/9/01	W	4-0	H
3/22/06	W	4-0	H
2/4/07	W	6-1	H
2/2/08	W	7-0	H

Charlotte 19-1

3/22/84	W	7-2	H
2/23/85	W	8-1	H
3/5/94	W	5-0	H
2/5/95	W	4-1	H
2/22/98	W	7-0	H
2/8/99	W	4-1	H
2/19/00	L	2-3	H
3/20/01	W	4-3	N
2/10/02	W	5-0	H
2/9/03	W	7-0	N
2/15/04	W	7-0	H
2/6/05	W	5-1	N
2/11/06	W	6-1	H
2/10/07	W	7-0	H
2/9/08	W	6-1	H
2/7/09	W	6-1	H
2/6/10	W	5-2	H
2/5/11	W	6-1	H
2/25/12	W	6-1	H
1/12/13	W	6-1	H

Chattanooga 4-0

3/22/75	W	5-4	A
3/10/76	W	8-1	H
3/8/78	W	7-2	H
3/6/79	W	5-4	H

Cincinnati 1-0

3/19/72	W	6-3	H
---------	---	-----	---

Clemson 66-42-2

4/13/25	W	4-2	A
4/18/25	L	2-4	H
4/13/26	W	6-0	A
4/23/26	W	5-1	H
4/14/27	T	3-3	H
4/18/29	T	3-3	H
4/27/29	W	4-2	A
4/7/30	W	4-3	H
4/26/30	W	4-2	A
4/11/31	W	4-3	H
4/15/31	W	6-1	A
5/10/34	L	3-6	H
5/3/35	W	6-3	A
5/9/35	W	4-3	H
5/1/37	W	5-2	H
4/14/38	W	6-3	H
5/4/38	L	4-5	A
5/7/40	W	6-1	H
4/17/42	L	1-6	A
5/2/42	L	2-5	H

SERIES HISTORY

3/22/46	W	5-2	A	4/18/95	L	0-7	H	3/24/02	W	6-0	H	1/29/12	W	7-0	H
4/18/46	W	5-2	H	4/17/96	W	4-3	A	2/1/03	W	6-1	H	Duke 17-28			
4/3/48	W	5-2	H	4/15/97	W	6-1	H	1/31/04	W	5-2	H	1936	L	3-6	A
4/16/48	W	4-3	A	3/25/98	W	7-0	A	3/18/12	W	6-1	H	3/27/54	L	0-8	H
4/7/49	W	6-1	H	5/15/98	W	4-0	N	Colorado 3-0				3/26/55	L	2-7	H
4/13/50	W	6-3	H	3/31/99	W	6-1	H	3/28/89	W	9-0	H	3/24/56	L	3-6	H
4/25/50	W	5-4	A	4/4/00	W	4-3	A	3/27/90	W	8-1	H	3/23/57	L	0-9	H
4/17/51	L	4-5	A	3/7/01	W	5-2	H	3/26/91	W	6-0	H	3/22/58	L	0-9	H
4/20/51	W	5-4	H	4/16/02	W	7-0	N	Columbia 1-0				4/11/59	L	2-7	A
4/7/52	L	1-8	H	3/26/03	W	4-3	H	2/18/87	W	7-1	N	3/26/60	L	2-7	H
4/21/52	L	2-7	A	3/31/04	L	1-6	A	Columbus State 1-0				4/13/61	L	1-8	H
4/11/53	W	6-3	H	4/6/05	W	6-1	H	3/18/73	W	7-2	A	4/28/62	L	0-7	A
4/16/53	W	5-4	A	4/12/06	L	1-6	A	Dartmouth 2-0				4/6/63	L	0-9	A
4/1/54	W	5-4	H	5/13/06	L	1-4	N	3/18/74	W	6-3	H	5/2/64	L	0-9	A
4/26/54	L	4-5	A	4/11/07	L	1-6	H	1/28/17	W	6-1	A	4/26/65	L	1-8	H
3/25/55	W	5-4	H	4/9/08	W	6-1	A	Davidson 37-6				4/26/66	L	2-7	A
4/19/55	W	6-3	A	3/25/09	W	6-1	H	4/17/53	L	0-9	H	4/1/67	W	9-0	H
3/29/56	W	5-4	H	3/24/10	W	5-2	A	5/7/53	L	0-9	A	5/3/68	W	8-1	A
5/4/56	L	4-5	A	3/23/11	L	2-5	H	3/29/57	W	5-4	H	4/15/72	W	6-3	A
3/31/57	L	2-7	H	3/14/12	W	4-3	A	4/17/57	L	1-8	A	3/10/73	W	6-3	H
4/27/57	L	1-8	A	3/3/13	W	4-3	H	1958	L	0-9		3/8/75	L	4-5	H
5/4/58	W	5-4	H	3/5/14	L	1-4	A	1958	L	1-5		3/28/76	W	6-3	A
4/30/59	L	1-8	A	1/31/15	W	6-1	H	1963	L	0-9		3/3/78	W	5-4	H
4/27/60	W	3-6	H	2/27/16	W	4-0	A	3/30/74	W	8-1	H	3/21/79	L	4-5	A
1960	W	5-4	H	3/10/17	W	6-0	H	4/21/75	W	8-1	A	3/22/80	W	6-3	H
4/25/61	W	7-2	A	Coastal Carolina 7-0				4/19/76	W	9-0	A	4/10/81	W	7-2	H
3/29/62	L	0-9	H	4/3/79	W	7-2	H	4/17/77	W	9-0	H	4/11/82	L	1-8	H
3/23/63	L	0-9	A	2/18/81	W	9-0	H	4/21/78	W	9-0	A	3/24/84	L	4-5	H
4/11/64	L	0-9	H	2/25/82	W	8-1	H	4/16/80	W	8-1	H	3/23/85	W	8-1	A
4/21/65	L	0-9	H	2/24/83	W	9-0	H	4/3/81	W	9-0	A	3/3/86	W	6-3	H
4/23/66	L	0-9	A	2/29/84	W	9-0	H	4/19/82	W	7-2	H	2/27/88	L	1-5	H
3/30/67	L	4-5	H	3/18/12	W	5-2	H	4/19/83	W	9-0	H	3/3/88	L	3-5	N
3/30/68	W	5-4	A	3/8/15	W	4-0	H	4/16/84	L	3-6	A	2/17/90	W	5-4	H
3/28/69	L	4-5	H	College of Charleston 27-5				4/19/77	W	9-0	H	3/30/91	W	5-4	A
4/13/70	L	0-9	A	3/30/51	W	5-3	H	4/21/78	W	9-0	A	3/25/92	W	5-1	H
4/3/71	L	1-8	H	4/27/51	L	2-6	A	4/16/80	W	8-1	H	4/13/93	L	0-7	H
4/11/72	L	4-5	A	4/4/52	L	2-6	A	4/3/81	W	9-0	A	3/23/94	W	4-3	A
4/4/73	W	6-3	H	3/26/53	W	5-3	A	4/19/82	W	7-2	H	4/3/95	L	0-6	H
4/17/74	W	6-3	A	4/7/53	W	5-2	H	4/19/83	W	9-0	H	3/7/97	L	2-5	H
3/31/75	W	6-3	H	4/24/54	L	3-6	A	4/16/84	L	3-6	A	5/11/97	L	1-4	N
10/9/75	W	6-3	H	1955	L	3-5	A	4/2/85	W	8-1	H	3/12/98	W	4-3	A
4/10/76	W	8-1	A	3/26/57	W	6-1	A	4/1/86	W	9-0	A	3/25/99	L	2-4	H
9/24/76	W	8-1	A	4/11/57	W	7-2	H	4/21/87	W	6-0	H	4/9/00	L	3-4	A
10/7/76	L	4-5	A	1958	L	0-9		2/9/88	W	5-3	A	5/14/00	L	3-4	N
10/21/76	W	6-3	H	4/3/59	W	7-2	H	2/14/89	W	9-0	H	4/11/01	L	0-7	H
4/8/77	W	5-4	H	1960	W	6-3		2/6/90	W	9-0	A	Denver 0-1			
4/10/78	L	4-5	A	1968	W	9-0		2/1/91	W	9-0	A	1/23/16	L	3-4	N
4/9/79	W	5-4	H	2/28/75	W	9-0	H	2/11/92	W	9-0	H	East Carolina 4-0			
4/13/81	L	3-6	H	2/29/76	W	8-1	A	2/23/93	W	7-0	A	2/27/94	W	5-0	H
4/13/82	L	2-7	H	2/20/77	W	8-1	H	2/27/94	W	6-0	H	2/1/97	W	4-0	H
4/10/83	L	3-6	H	2/21/78	W	6-0	H	2/5/95	W	6-1	A	3/7/98	W	5-0	H
4/10/84	L	0-9	A	2/14/79	W	8-1	A	2/25/96	W	7-0	H	1/29/05	W	6-1	H
4/14/85	L	4-5	H	2/25/80	W	9-0	H	2/23/97	W	7-0	A	East Stroudsburg State 2-0			
4/14/86	L	2-7	A	2/21/81	W	9-0	A	2/15/98	W	6-1	H	4/3/72	W	9-0	H
2/19/87	L	1-5	N	2/17/82	W	7-1	H	2/26/99	W	5-2	H	3/28/73	W	9-0	H
3/7/87	W	6-3	N	2/23/83	W	9-0	H	3/4/00	W	7-0	H	East Tennessee State 10-0			
3/28/87	W	5-1	N	2/28/84	W	9-0	H	2/4/01	W	5-2	A	3/3/72	W	8-1	H
4/12/87	W	6-3	H	3/26/85	W	8-1	H	2/10/02	W	7-0	H	3/4/72	W	8-1	H
4/17/88	L	1-5	A	4/8/87	W	7-2	H	2/9/03	W	6-1	A	East Stroudsburg State 2-0			
4/13/89	L	4-5	H	2/3/96	W	6-1	H	2/15/04	W	7-0	H	4/3/72	W	9-0	H
4/28/90	W	5-1	A	2/1/97	W	6-1	H	2/6/05	W	4-1	A	East Tennessee State 10-0			
4/27/91	W	5-4	H	3/7/98	W	6-1	H	2/11/06	W	7-0	H	3/3/72	W	8-1	H
4/14/92	L	2-5	A	Coastal Carolina 7-0				2/10/07	W	5-2	H	3/4/72	W	8-1	H
4/20/93	W	5-2	H	3/30/51	W	5-3	H	2/9/08	W	6-1	H	East Tennessee State 10-0			
4/13/94	W	5-2	A	4/27/51	L	2-6	A	2/7/09	W	7-0	H	3/3/72	W	8-1	H

SERIES HISTORY

3/15/73	W	8-1	H
2/19/78	W	6-3	H
2/2/79	W	9-0	A
5/3/80	W	7-2	H
2/22/82	W	9-0	H
4/22/83	W	7-2	H
1/28/84	W	6-3	A
5/12/17	W	5-0	N

Eastern Kentucky 2-0

3/16/72	W	5-4	H
3/14/73	W	9-0	H

Eastern Michigan 2-0

4/25/73	W	9-0	H
3/26/75	W	8-1	H

Flon 8-2

2/18/95	W	4-1	H
2/12/05	W	6-1	H
2/4/06	W	6-1	H
2/24/07	L	1-4	H
2/22/08	W	4-0	H
2/14/09	W	6-1	H
2/14/10	W	7-0	H
1/16/11	L	2-5	H
1/27/12	W	7-0	H
1/17/15	W	5-2	H

Erskine 14-0

3/31/53	W	8-1	H
4/28/53	W	6-1	A
5/5/54	W	H	
1955	W	6-1	
1956	W	8-1	A
4/10/57	W	8-1	H
4/15/57	W	9-0	A
1958	W	9-0	
1958	W	6-3	
4/8/59	W	5-4	A
4/14/59	W	6-3	H
1960	W	6-3	
1960	W	6-3	
1968	W	9-0	

Flagler 1-0

3/13/76	W	9-0	H
---------	---	-----	---

Florida 5-30

1941	L	2-5	
3/23/74	L	2-7	A
3/20/79	W	5-4	H
3/10/91	W	5-4	N
4/5/92	L	1-5	A
4/11/93	L	3-4	H
3/9/94	L	1-6	A
4/12/95	L	0-4	H
4/14/96	L	1-6	A
3/22/97	L	3-4	H
4/3/98	W	4-3	A
4/4/99	L	1-6	H
3/17/00	L	2-5	A
3/11/01	W	4-3	H

4/14/02	L	2-5	A
4/11/03	L	2-5	H
4/10/04	L	5-2	A
4/23/04	L	0-4	N
4/16/05	L	0-7	H
5/21/05	L	0-4	N
4/15/06	L	0-7	A
4/21/06	L	1-4	N
4/14/07	L	1-6	H
4/12/08	L	4-3	A
4/18/08	L	4-0	N
4/18/09	L	0-7	H
4/17/10	L	1-6	A
4/16/11	L	0-4	H
4/14/12	L	1-6	A
3/8/13	W	4-3	H
4/19/13	L	0-4	N
3/9/14	L	2-4	A
2/28/15	L	1-4	A
4/10/16	L	1-6	H
3/12/17	L	2-5	A

Florida International 3-0

3/22/74	W	8-0	N
3/17/76	W	7-2	N
3/26/79	W	8-1	N

Florida State 8-5

3/27/72	L	3-6	A
4/9/74	L	4-5	H
3/15/75	W	5-4	A
4/18/76	W	8-1	H
3/28/79	W	6-3	A
4/16/81	W	6-3	H
3/23/82	L	4-5	H
2/24/84	W	7-2	H
3/28/85	W	5-3	N
3/19/89	W	9-0	H
3/2/90	W	5-2	N
5/10/96	L	2-4	N
2/18/06	L	1-4	N

Florida Tech 1-0

3/15/76	W	8-1	H
---------	---	-----	---

Francis Marion 8-0

2/16/82	W	9-0	H
2/26/83	W	8-1	A
2/20/84	W	9-0	H
3/18/87	W	9-0	H
2/18/95	W	7-0	H
2/15/98	W	4-1	H
2/17/01	W	3-0	H
2/28/04	W	7-0	H

Furman 33-5

4/13/51	W	6-3	A
4/23/51	W	7-2	H
4/25/52	L	4-5	A
3/30/53	W	7-2	H
4/15/53	W	6-3	A
4/7/54	L	4-5	H
5/4/54	W	5-4	A

1958	W	7-2	
4/29/59	W	9-0	A
3/21/60	W	5-4	
1963	L	0-9	
1968	W	8-1	
4/29/69	W	8-1	A
3/14/70	L	3-5	H
3/12/71	L	3-6	A
3/9/72	W	7-2	H
3/17/73	W	7-2	A
4/2/74	W	7-2	H
4/2/75	W	6-3	A
4/20/76	W	7-2	H
4/14/77	W	7-2	A
4/14/78	W	6-3	H
4/19/79	W	7-2	H
4/17/80	W	8-1	H
4/20/82	W	6-0	H
2/18/83	W	6-3	A
4/4/84	W	8-1	H
4/9/85	W	9-0	A
3/18/86	W	8-2	H
3/20/87	W	7-2	H
3/17/89	W	9-0	H
3/21/90	W	6-0	A
4/11/91	W	9-0	H
2/23/03	W	5-2	H
2/25/12	W	6-1	H
1/19/13	W	6-1	H
1/19/14	W	7-0	H
1/17/15	W	5-2	H

Gardner-Webb 2-0

2/28/04	W	7-0	H
2/28/09	W	7-0	H

George Washington 1-1

3/12/52	L	1-8	H
5/10/14	W	4-1	N

Georgia 6-36

1970	L	0-9	A
3/24/72	L	0-9	A
4/10/74	L	0-9	A
3/25/75	L	3-6	H
4/18/77	L	3-6	H
3/11/78	W	7-2	A
4/16/79	L	3-6	H
3/9/80	L	2-7	A
4/18/83	L	2-7	A
3/8/85	L	2-7	A
4/9/89	W	5-4	A
4/5/90	W	6-3	H
4/3/91	L	1-5	A
4/8/92	L	3-5	H
4/7/93	L	0-7	A
3/31/94	W	4-3	H
4/5/95	L	1-5	A
3/13/96	L	2-5	H
3/15/97	L	1-6	A
3/15/98	L	2-5	H
3/19/99	L	3-4	A
4/12/00	L	2-5	H
3/30/01	L	0-5	A

4/5/02	L	2-5	A
4/19/02	L	1-4	N
5/12/02	L	0-4	N
4/4/03	W	5-2	H
4/17/03	L	1-4	N
3/28/04	L	0-4	A
4/3/05	W	4-3	H
3/10/06	L	0-7	A
3/9/07	L	0-7	H
3/7/08	L	7-0	H
1/30/09	L	0-5	A
3/15/09	L	1-4	A
4/9/10	L	3-4	H
4/10/11	L	0-7	A
3/2/13	L	1-6	H
3/17/13	W	2-5	A
3/14/14	L	1-4	H
3/22/15	L	0-4	A
3/18/16	L	0-7	H
4/9/17	L	3-4	A

Georgia Southern 19-2

1968	W	9-0	
4/17/72	W	6-3	A
2/24/73	W	8-1	A
4/26/73	W	7-0	H
3/2/74	L	1-8	A
4/23/74	W	7-2	H
4/10/75	W	8-1	H
2/27/76	W	7-2	A
4/13/76	W	8-1	H
2/22/77	W	7-2	A
4/20/77	W	5-4	H
2/22/78	W	5-4	H
2/13/79	W	7-2	H
4/12/79	L	3-6	A
2/27/80	W	7-2	H
3/4/81	W	7-2	A
3/2/82	W	7-2	H
2/7/83	W	6-3	H
2/21/84	W	7-2	H
4/24/85	W	5-1	H
2/20/05	W	6-1	H

Georgia State 2-0

1/29/12	W	6-1	H
2/05/17	W	7-0	A

Georgia Tech 31-13-1

4/24/68	T	4-4	A
4/12/69	W	6-3	H
4/23/70	L	2-7	A
4/29/71	L	5-8.5	A
4/7/73	W	8-1	H
4/19/75	W	8-1	H
4/3/76	W	9-0	A
4/16/77	W	6-3	H
4/16/78	W	8-1	A
4/5/79	W	9-0	H
3/12/81	W	7-2	A
3/27/82	W	7-2	H
2/19/83	W	9-0	A
3/3/84	W	8-1	H
4/6/86	W	5-4	H

SERIES HISTORY

4/10/87	W	6-3	A
4/13/88	L	4-5	H
4/5/89	L	4-5	A
4/12/90	W	5-1	H
3/2/91	W	6-3	A
3/7/92	L	4-5	H
3/9/93	W	4-3	A
4/7/94	W	4-3	H
3/26/95	W	5-2	A
2/29/96	W	4-3	H
3/5/97	W	6-1	A
4/8/98	W	5-2	H
4/6/99	W	4-3	A
4/2/00	W	6-1	H
2/24/01	L	3-4	H
3/20/02	W	5-2	H
5/11/02	W	4-2	N
4/2/03	W	5-2	A
4/8/04	L	4-3	H
3/1/05	L	0-4	A
2/27/07	W	4-3	H
2/24/08	L	5-2	A
1/24/09	W	5-2	H
1/24/10	L	1-6	A
1/23/11	L	1-6	A
2/4/12	W	5-2	A
2/2/13	W	6-1	H
1/31/14	L	2-4	A
1/30/16	W	5-2	H
2/19/17	L	6-1	A

Guilford College **1-0**

1/27/84	W	8-1	N
---------	---	-----	---

Hampden-Sydney **2-0**

3/3/73	W	9-0	H
3/9/85	W	7-1	H

Harvard **9-2**

4/2/72	W	6-3	H
4/2/73	W	8-1	H
4/1/74	L	3-6	H
4/1/75	W	7-2	H
3/30/76	W	9-0	H
4/5/77	W	8-1	H
4/9/82	W	4-5	H
2/22/86	W	5-2	N
2/23/90	L	4-5	N
2/22/91	W	5-2	N
1/26/14	W	4-0	N

Houston **1-0**

3/30/78	W	5-4	A
---------	---	-----	---

Howard **1-0**

3/13/81	W	9-0	H
---------	---	-----	---

Illinois **1-0**

4/2/69	W	8-1	H
--------	---	-----	---

Illinois State **2-0**

2/23/74	W	8-1	N
3/11/76	W	9-0	H

Indiana **3-0**

3/13/90	W	6-0	A
5/15/99	W	4-2	N
1/31/09	W	4-3	N

Indiana State **1-0**

3/5/94	W	6-1	H
--------	---	-----	---

Jacksonville **7-0**

3/20/74	W	8-1	A
4/25/74	W	9-0	H
3/14/75	W	6-3	A
3/12/76	W	8-1	H
3/11/77	W	9-0	A
2/16/78	W	7-2	H
3/23/79	W	6-0	A

James Madison **5-0**

1/27/84	W	4-2	N
2/19/94	W	4-1	H
2/26/95	W	4-1	H
2/25/96	W	5-0	H
2/10/97	W	7-0	H

Kansas **0-1**

2/22/92	L	3-6	N
---------	---	-----	---

Kentucky **13-26**

3/18/74	L	3-6	H
3/16/76	W	5-4	N
3/16/77	W	8-1	N
3/18/78	W	7-2	H
2/3/79	W	7-2	N
4/6/87	L	3-5	H
2/14/88	L	0-5	N
2/18/88	L	2-5	N
3/25/89	W	8-1	H
4/19/90	L	4-5	A
2/2/91	L	2-7	A
4/11/92	L	1-5	A
4/16/93	W	4-2	H
4/22/93	L	2-5	N
4/16/94	L	1-6	A
3/18/95	L	3-4	H
4/12/96	L	2-5	A
3/18/97	L	3-4	H
4/10/98	L	2-5	A
3/17/99	L	3-4	H
5/16/99	L	0-4	N
4/16/00	W	4-3	A
3/23/01	W	4-2	H
3/17/02	L	3-4	H
3/16/03	L	3-4	A
3/5/04	L	3-4	H
3/11/05	L	2-5	A
4/7/06	W	4-1	H
4/6/07	L	2-4	A
2/29/08	L	5-2	A
3/8/09	W	5-2	H
4/2/10	L	3-4	A
4/3/11	L	2-5	H
3/9/12	L	1-6	A

4/14/13	W	4-3	H
4/11/14	L	2-4	A
3/12/15	W	4-1	H
3/25/16	L	3-4	A
3/26/17	W	4-3	H

Lamar **2-0**

3/31/78	W	8-1	A
3/27/81	W	8-1	A

Lander **2-0**

2/23/81	W	7-2	H
3/3/82	W	9-0	H

Long Beach State **2-4**

3/30/80	W	6-3	A
3/17/83	L	3-6	A
3/6/87	L	1-5	N
3/12/87	L	4-5	A
3/4/88	W	5-4	N
3/30/88	L	2-6	H

Louisiana Tech **1-0**

3/3/81	W	9-0	H
--------	---	-----	---

Louisville **1-0**

3/21/84	W	6-3	H
---------	---	-----	---

LSU **11-29**

3/20/73	L	3-6	A
3/28/81	W	6-3	A
3/22/86	L	1-8	A
5/2/87	W	6-3	H
3/11/88	L	0-6	A
2/23/89	W	5-3	N
4/19/89	L	4-5	H
3/11/90	L	2-5	A
3/19/91	L	2-5	H
3/14/92	L	0-6	A
3/17/93	L	2-4	H
3/27/94	L	2-4	A
4/28/94	L	2-4	N
3/15/95	L	1-6	H
3/22/96	L	0-7	A
3/11/97	L	2-5	H
3/4/98	L	2-5	A
3/21/99	L	3-4	H
4/24/99	L	1-4	N
3/26/00	L	0-7	A
4/1/01	W	4-3	H
3/8/02	W	5-2	A
3/7/03	W	4-3	H
4/18/04	L	5-2	A
3/6/05	W	4-3	H
3/24/06	L	0-7	A
3/23/07	L	0-4	H
3/28/08	L	6-1	A
4/5/09	L	1-5	H
4/23/09	L	2-4	N
3/5/10	L	2-5	A
3/6/11	L	2-5	H
4/6/12	L	3-4	A
3/31/13	W	4-1	H

4/18/13	W	4-3	N
3/28/14	L	3-4	A
3/6/15	W	4-1	H
4/16/15	L	1-4	N
4/1/16	L	3-4	A
3/3/17	W	4-3	H

Maryland **2-9**

4/21/54	L	1-8	H
4/12/55	L	1-8	A
1956	L	0-9	H
4/5/57	L	0-6	A
1/58	L	0-6	
4/17/59	L	2-7	A
1960	L	3-6	
1963	L	0-7	
1968	W	5-4	
4/12/83	L	4-5	H
3/22/89	W	8-0	H

Memphis **4-1**

3/21/75	W	6-3	A
2/25/84	W	6-0	H
4/1/84	W	5-0	H
1/25/14	L	2-4	N
5/15/15	W	4-1	N

Miami (Fla.) **3-10**

3/18/76	L	3-6	A
3/14/77	L	2-7	A
4/6/78	W	7-2	H
3/25/79	L	4-5	A
3/29/85	L	3-5	N
2/21/86	W	5-2	H
3/28/86	L	3-5	N
2/20/87	L	4-5	N
4/17/87	W	6-1	H
3/5/88	L	2-7	N
3/25/88	L	3-6	N
4/14/90	L	3-5	H
3/23/91	L	2-5	N

Miami (Ohio) **3-0**

3/20/72	W	7-2	H
3/16/74	W	8-1	H
2/28/81	W	8-1	H

Michigan **0-1**

2/9/79	L	3-6	N
--------	---	-----	---

Michigan State **0-2**

3/25/67	L	2-7	H
1/26/13	L	3-4	N

Middle Tennessee **2-0**

2/2/14	W	4-3	H
2/13/15	W	4-1	A

Minnesota **3-1**

3/24/80	W	5-2	H
2/21/87	W	5-2	N
2/13/88	L	1-5	N

SERIES HISTORY

3/21/91	W	5-1	N
Mississippi 9-25			
3/20/75	W	8-1	A
3/10/81	W	6-3	H
2/18/89	W	6-3	H
4/17/92	L	1-5	H
3/28/93	W	4-3	A
4/2/94	W	5-2	H
3/7/95	L	1-6	A
4/4/96	L	2-5	H
4/7/97	L	2-5	A
3/10/98	L	3-4	H
2/20/99	L	2-5	N
3/28/99	L	2-4	A
4/23/99	W	4-3	N
4/7/00	L	2-5	H
3/23/01	L	2-4	A
3/3/02	L	2-5	H
3/2/03	L	2-4	A
4/2/04	W	4-1	H
4/8/05	L	1-6	A
2/17/06	L	1-4	N
3/5/06	L	0-7	H
3/4/07	L	0-4	A
3/23/08	L	4-0	H
3/29/09	L	0-4	A
3/21/10	L	2-5	H
4/22/10	L	1-4	N
3/26/11	L	0-6	A
3/23/12	L	1-6	H
4/7/13	L	2-4	A
4/4/14	W	4-2	H
1/25/15	L	2-4	N
4/9/15	L	2-4	H
4/15/16	L	3-4	A
3/18/17	W	4-3	A

Mississippi State 11-19			
4/3/92	L	2-5	A
3/4/93	L	0-7	H
3/7/94	L	3-4	A
3/3/95	L	2-5	H
3/3/96	L	3-4	A
3/2/97	L	3-4	H
3/22/98	L	2-5	A
4/17/98	L	1-4	N
5/23/98	L	0-4	N
3/14/99	W	4-3	H
4/22/99	W	4-1	N
3/19/00	L	1-4	A
3/4/01	L	0-7	H
3/1/02	W	4-3	H
2/28/03	W	4-3	A
4/4/04	W	5-2	H
4/10/05	W	5-2	A
3/3/06	W	5-2	H
3/2/07	W	4-3	A
3/21/08	L	4-2	A
3/27/09	W	4-2	H
3/28/10	W	4-2	A
3/19/11	L	0-7	H
3/25/12	L	1-6	A
4/5/13	L	2-4	A

4/6/14	L	1-4	H
4/5/15	L	1-4	A
3/6/16	L	2-5	H
4/16/17	W	4-3	H
4/28/17	L	1-4	N

MIT 1-0			
1968	W	9-0	

Murray State 2-0			
4/11/14	W	6-0	N
3/10/16	W	6-1	N

Navy 1-0			
4/28/80	W	6-3	A

Nebraska 1-0			
3/19/10	W	4-3	H

New Mexico 2-1			
3/2/79	W	6-3	N
3/15/83	L	2-7	H
2/21/92	W	5-3	N

North Carolina 17-42-1			
-------------------------------	--	--	--

4/19/12	W	2-1	
4/21/12	L	0-3	
4/25/26	T	3-3	
3/27/32	L	0-9	
4/2/35	L	1-8	
4/14/36	L	0-9	
4/9/47	L	0-9	
4/17/56	L	0-9	A
4/13/57	L	1-8	A
4/18/58	L	0-9	H
4/6/59	L	1-8	H
4/1/60	L	0-9	A
4/28/61	L	0-9	H
4/27/62	L	0-7	A
4/26/63	L	0-9	H
5/1/64	L	0-9	A
4/30/65	L	0-9	H
4/30/66	L	0-9	A
5/2/68	W	5-4	A
5/3/69	L	1-8	H
4/15/70	L	1-8	A
4/9/71	L	0-9	H
4/13/73	L	0-9	A
4/19/74	L	2-7	H
4/13/75	L	1-8	A
3/2/76	L	3-6	H
4/11/77	L	2-7	A
3/15/78	L	3-6	H
3/13/79	W	6-3	A
3/20/80	W	5-4	H
3/7/81	W	7-2	A
3/31/82	W	8-1	H
3/26/83	L	0-9	A
4/7/84	L	2-7	H
3/24/85	W	6-3	A
4/11/86	W	5-4	H
3/20/88	L	4-5	H
4/16/89	W	5-4	A

3/4/90	W	5-4	N
3/25/90	W	5-2	H
4/6/91	W	5-3	A
3/21/92	L	2-5	H
4/4/93	L	3-4	A
4/5/94	W	5-1	H
5/14/94	L	2-4	N
4/9/95	L	1-5	A
4/8/96	L	3-4	H
5/16/98	W	4-1	N
2/13/99	W	6-1	A
3/14/00	L	3-4	H
2/10/01	L	1-6	A
2/23/02	W	4-3	H
3/20/03	W	4-2	A
3/2/04	L	1-6	H
2/10/05	L	2-5	A
2/13/06	L	2-4	H
2/17/07	L	1-6	A
5/8/09	L	0-4	N
5/11/14	L	1-4	A
5/13/17	L	1-4	A

North Carolina State 35-21			
-----------------------------------	--	--	--

5/8/54	W	5-4	A
4/15/55	W	6-2	A
1956	L	3-6	
4/12/57	L	2-7	A
1958	L	2-7	
4/10/59	L	2-7	A
1960	L	4-5	
1961	L	1-9	
1962	L	0-9	
1963	L	0-9	
1964	L	4-5	
1965	L	2-7	
1966	W	9-0	
5/6/67	W	8-1	A
1968	W	9-0	
3/22/69	W	8-1	
1970	W	6-3	
1971	W	8-1	
3/5/72	W	7-2	H
4/14/72	W	6-3	A
4/14/73	W	9-0	A
4/14/74	W	6-3	A
3/6/76	W	5-4	H
4/2/77	L	2-7	A
4/12/78	L	4-5	H
3/17/79	L	3-6	A
4/15/80	L	4-5	H
4/4/81	W	7-2	A
4/1/82	W	7-2	H
3/25/83	W	6-3	A
3/5/85	W	8-1	H
3/1/87	W	9-0	H
4/7/89	W	5-2	H
3/5/91	W	6-0	H
2/14/92	W	6-0	H
2/14/93	W	4-3	H
2/12/94	W	6-1	H
2/11/95	W	7-0	H
2/3/96	W	5-1	H
2/16/97	W	6-1	H
2/8/98	W	7-0	H

2/10/99	L	3-4	H
2/12/00	W	6-1	H
3/2/01	W	4-3	H
2/2/02	W	7-0	H
2/15/03	W	7-0	A
2/25/06	L	2-5	H
2/20/09	W	5-2	H
2/9/10	W	4-3	H
2/13/11	L	0-7	A
2/11/12	L	2-5	A
2/10/13	W	4-3	H
2/9/14	L	3-4	A
2/8/15	L	3-4	H
2/7/15	L	3-4	A
2/17/17	W	6-1	H

Northern Iowa 1-0			
--------------------------	--	--	--

3/14/01	W	5-2	N
---------	---	-----	---

Northwestern 4-0			
-------------------------	--	--	--

1968	W	9-0	
4/19/73	W	6-2	A
3/23/80	W	8-1	H
2/22/85	W	6-3	H

Notre Dame 2-1			
-----------------------	--	--	--

4/22/73	W	6-3	A
2/27/81	W	9-0	N
3/22/91	L	0-6	N

Oglethorpe 1-0			
-----------------------	--	--	--

1968	W	9-0	
------	---	-----	--

Ohio 5-0			
-----------------	--	--	--

1968	W	5-0	
3/22/72	W	9-0	H
3/19/74	W	8-1	H
3/24/87	W	8-1	H
3/22/88	W	9-0	H

Ohio State 4-1			
-----------------------	--	--	--

3/23/72	W	7-2	H
3/29/75	W	8-1	H
3/21/77	W	5-3	H
2/27/81	W	9-0	A
5/15/04	L	0-4	N

Oklahoma 1-0			
---------------------	--	--	--

5/15/05	W	4-3	N
---------	---	-----	---

Oklahoma State 3-2			
---------------------------	--	--	--

3/2/79	W	5-4	N
2/1/85	L	3-5	N
3/23/86	L	4-5	N
5/17/91	W	5-2	N
5/15/05	W	4-3	N

Old Dominion 7-0			
-------------------------	--	--	--

3/9/81	W	8-1	H
3/9/82	W	5-4	H
3/10/83	W	7-2	H
2/25/85	W	9-0	H

SERIES HISTORY

2/23/88	W	5-4	H
2/26/95	W	6-1	H
2/10/17	W	4-1	H

Penn			0-1
2/19/06	L	2-4	N

Penn State			10-0
3/9/74	W	8-1	H
3/4/75	W	7-2	H
3/3/76	W	9-0	H
3/2/77	W	6-3	H
3/2/78	W	5-1	H
3/5/79	W	8-1	H
3/3/80	W	8-1	H
3/11/81	W	8-1	H
3/4/82	W	8-1	H
3/7/83	W	9-0	H

Pepperdine			1-4
3/31/80	L	2-7	A
3/13/87	L	1-5	A
3/27/87	L	0-5	N
3/5/90	L	2-5	N
2/18/99	W	4-3	N

Presbyterian			16-10
4/11/51	L	1-8	H
4/25/51	L	2-7	A
4/21/53	L	0-9	H
4/6/54	L	0-9	A
3/24/55	L	0-9	A
4/9/57	L	0-9	A
1958	L	0-9	
3/23/59	L	1-8	A
1963	L	0-9	
1968	W	9-0	
4/25/72	L	2-7	A
3/5/73	W	6-3	H
2/28/74	W	7-2	A
4/9/75	W	5-4	H
3/14/76	W	9-0	N
4/11/76	W	7-2	A
2/21/77	W	8-1	H
4/25/78	W	8-1	A
2/19/80	W	8-1	A
2/25/81	W	8-1	H
2/18/82	W	9-0	H
2/22/83	W	8-1	H
2/15/84	W	9-0	H
4/3/85	W	9-0	H
1/12/13	W	4-0	H
1/16/16	W	7-0	H

Princeton			3-3
3/22/77	L	4-5	H
4/23/78	L	3-6	A
4/27/80	L	3-6	A
4/15/85	W	5-1	H
5/3/87	W	5-1	H
4/8/89	W	5-1	A

Purdue			10-0
---------------	--	--	-------------

4/7/72	W	7-2	H
4/7/72	W	6-3	H
3/7/73	W	8-1	H
3/6/74	W	9-0	H
3/12/75	W	9-0	H
3/11/76	W	9-0	H
3/7/77	W	9-0	H
3/9/78	W	8-1	H
3/10/80	W	8-1	H
3/4/84	W	7-2	H

Quinnipiac			1-0
1/28/17	W	7-0	N

Radford			1-0
2/8/04	W	7-0	H

Redlands			1-0
3/14/83	W	6-3	A

Rice			2-2
3/28/78	W	7-2	A
3/8/99	W	6-1	N
5/10/03	L	2-4	N
2/25/17	L	4-2	N

Richmond			6-0
3/7/74	W	9-0	H
3/7/76	W	9-0	H
2/26/88	W	8-1	H
3/23/93	W	7-0	H
4/9/94	W	7-0	H
2/21/04	W	6-1	H

Samford			5-0
3/24/73	W	6-3	A
4/5/74	W	7-2	N
4/6/74	W	8-1	N
2/13/05	W	7-0	H
2/25/07	W	4-1	H

San Diego			3-4
3/29/80	L	3-6	A
3/19/82	L	3-6	A
3/19/83	W	5-4	A
3/17/84	W	7-2	A
2/23/14	W	4-3	H
2/22/15	L	3-4	A
2/20/16	L	1-4	N

San Diego State			1-1
3/20/82	W	5-4	A
2/20/15	L	0-7	A

SMU			3-3
3/21/78	L	4-5	H
3/20/81	W	5-4	A
1/31/85	L	2-6	N
3/8/86	L	3-6	N
3/26/87	W	5-4	N
3/30/89	W	5-2	N

South Alabama			4-0
3/19/73	W	9-0	A
3/16/75	W	8-1	A
3/26/82	W	6-3	H
5/13/00	W	4-3	N

South Carolina State			6-0
2/21/83	W	8-1	H
2/14/84	W	9-0	H
4/9/15	W	4-0	H
4/11/16	W	6-0	H
4/10/16	W	7-0	H
2/10/17	W	7-0	H

South Florida			5-3
3/28/72	W	6-3	A
3/19/76	W	6-3	A
3/12/77	W	8-1	A
4/11/79	L	3-6	H
4/15/91	W	5-1	H
5/11/01	L	3-4	N
2/21/14	W	6-1	H
2/19/16	L	1-4	A

Southern California			1-3
4/7/80	L	1-8	A
3/11/87	L	1-5	A
2/24/90	W	5-3	N
5/19/90	L	2-5	N

Southern Illinois			4-0
1968	W	8-1	
2/22/74	W	8-1	N
3/22/74	W	7-2	N
3/18/77	W	7-2	N

Southern Miss			2-0
3/23/73	W	9-0	A
3/19/75	W	9-0	A

Stanford			1-4
5/22/78	L	1-8	N
5/22/89	L	2-5	N
5/18/91	L	1-5	N
2/19/99	L	1-5	N
1/24/15	W	4-1	N

Stetson			1-0
1958	W	5-4	

Swarthmore			6-0
3/12/73	W	9-0	H
3/9/75	W	8-1	H
3/9/76	W	6-3	H
3/6/77	W	7-2	H
3/5/78	W	9-0	H
3/9/79	W	8-1	H

TCU			3-4
3/1/79	L	4-5	N
3/22/81	W	6-3	A
3/20/84	L	2-7	H

3/12/85	W	6-3	A
3/9/86	W	6-3	N
3/21/86	L	3-6	N
3/5/89	L	2-5	N

Temple			1-0
2/28/85	W	6-3	H

Tennessee			20-33
1968	W	9-0	H
3/20/69	W	6-3	H
1970	L	0-9	A
4/2/76	W	6-3	A
4/28/77	L	4-5	H
4/17/78	W	5-4	A
4/21/79	L	4-5	H
4/19/80	L	4-5	A
4/18/81	L	4-5	H
4/6/85	W	5-4	H
4/12/85	W	5-4	A
3/29/86	W	5-3	N
4/2/86	L	1-5	A
4/19/87	W	5-1	H
5/16/87	L	3-5	N
2/17/88	L	0-6	N
3/24/88	L	2-5	N
3/11/89	W	6-3	A
4/1/90	L	1-5	N
4/8/90	L	2-5	H
3/15/91	L	3-5	A
2/20/92	L	1-5	N
3/31/92	W	5-4	H
2/28/93	L	1-6	A
3/18/94	L	3-4	H
4/21/95	L	0-7	A
4/27/95	L	0-4	N
3/19/96	W	4-3	H
4/11/97	W	5-2	A
3/20/98	W	5-2	H
3/12/99	W	4-3	H
3/24/00	L	3-4	H
4/13/01	L	1-6	A
4/20/01	L	3-4	N
4/7/02	L	1-6	A
4/6/03	W	4-2	H
3/26/04	W	4-3	A
4/1/05	W	6-1	H
4/22/05	L	2-4	N
3/12/06	L	1-4	A
4/20/06	W	4-3	N
3/11/07	L	0-7	H
3/9/08	L	6-1	H
3/13/09	L	1-4	A
2/1/10	L	0-4	A
4/11/10	L	1-6	H
4/8/11	L	0-7	A
3/4/12	L	2-5	H
3/5/13	L	1-4	A
3/16/14	L	0-4	H
3/14/15	L	1-4	A
3/27/16	W	4-2	H
4/17/17	W	4-3	A

Texas			1-6
--------------	--	--	------------

SERIES HISTORY

3/27/78	W	5-4	A
2/8/79	L	3-6	N
3/13/80	L	2-6	H
3/26/81	L	4-5	A
2/20/86	L	2-5	N
2/21/91	L	2-6	N
1/25/13	L	2-4	N

Texas A&M 3-9

3/13/84	L	3-6	H
3/7/86	W	5-4	N
3/3/89	W	6-3	N
3/9/91	W	5-3	N
5/12/12	L	0-4	N
3/1/13	L	1-4	H
3/1/14	L	1-4	A
4/18/14	L	1-4	N
3/8/15	L	2-4	H
4/3/16	L	1-6	A
4/22/16	L	3-4	H
3/5/17	L	2-5	H

Texas A&M-CC 0-1

2/26/05	L	2-5	H
---------	---	-----	---

Texas Tech 2-0

3/15/84	W	7-2	H
2/24/17	W	4-3	N

Texas -Pan American 0-1

3/3/79	L	4-5	N
--------	---	-----	---

Texas-San Antonio 1-0

3/12/91	W	6-2	A
---------	---	-----	---

The Citadel 25-4

4/5/51	W	8-1	H
4/26/51	W	5-4	A
4/5/52	L	0-9	A
4/10/53	L	2-7	H
5/4/53	L	0-9	A
4/14/54	W	5-4	H
4/23/54	W	6-3	A
3/31/55	W	7-2	A
3/20/57	L	3-6	A
1968	W	8-1	A
3/1/72	W	9-0	A
3/1/74	W	9-0	A
2/28/76	W	8-1	A
4/10/79	W	7-2	A
3/4/80	W	7-2	H
2/20/81	W	8-1	A
2/24/82	W	8-1	H
2/27/83	W	9-0	H
1/20/96	W	7-0	H
1/31/98	W	4-1	H
3/24/02	W	7-0	H
3/9/11	W	7-0	A
1/19/14	W	7-0	H
3/23/14	W	7-0	A
3/29/15	W	6-1	H
1/30/16	W	7-0	H
1/20/17	W	7-0	H

1/20/17	W	7-0	H
---------	---	-----	---

Toledo 1-0

1968	W	9-0	
------	---	-----	--

Trinity 5-2

3/25/78	L	1-8	A
3/25/81	L	3-6	A
3/15/85	W	5-1	A
3/31/85	W	5-3	N
3/6/86	W	7-2	H
4/4/86	W	6-3	H
3/29/90	W	5-1	N

Troy 5-0

2/20/05	W	5-0	H
1/28/06	W	7-0	H
1/28/07	W	5-1	H
1/27/08	W	5-2	H
1/17/09	W	7-0	H

Tulane 3-0

3/18/75	W	7-2	A
4/1/78	W	7-2	A
3/20/81	W	6-3	A

Tulsa 0-1

3/11/93	L	4-1	N
---------	---	-----	---

UC-Irvine 0-5

3/13/82	L	4-5	A
3/12/84	L	2-7	A
2/25/89	L	4-5	N
2/22/90	L	4-5	N
1/29/11	L	1-6	N

UC-Santa Barbara 2-0

4/4/80	W	7-2	A
3/10/84	W	6-0	A

UCLA 1-5

4/2/80	L	3-6	A
3/14/82	L	0-9	A
3/13/83	L	2-5	A
2/15/86	L	2-7	A
2/19/88	L	3-5	N
2/24/89	W	5-3	N

UNC Asheville 2-0

1/29/05	W	6-1	H
2/27/16	W	7-0	H

UNC Greensboro 3-0

3/5/95	W	5-0	H
2/23/97	W	4-1	H
2/8/99	W	7-0	H

UNC Wilmington 3-1

1/31/04	W	4-3	H
---------	---	-----	---

2/18/12	W	4-3	A
---------	---	-----	---

2/20/13	W	4-3	H
---------	---	-----	---

5/10/13	L	0-4	N
---------	---	-----	---

UNLV 4-1

3/12/03	W	6-1	A
3/9/05	W	4-3	H
3/17/06	L	2-5	A
3/15/07	W	4-3	A
3/13/08	W	4-3	A

USC Aiken 1-0

2/23/03	W	7-0	H
---------	---	-----	---

USC Sumter 1-0

2/12/79	W	9-0	H
---------	---	-----	---

USC Upstate 2-0

2/8/04	W	4-0	H
2/19/11	W	5-2	H

Utah 1-0

2/2/85	W	6-2	N
--------	---	-----	---

Vanderbilt 17-12

4/2/84	W	5-0	H
2/16/92	W	5-3	H
2/26/93	L	1-6	A
3/16/94	W	5-2	H
4/23/95	L	0-7	A
3/30/96	W	6-1	H
4/13/97	W	6-1	A
3/1/98	W	5-2	H
4/16/98	W	4-1	N
4/9/99	W	4-3	A
4/14/00	W	5-2	H
4/15/01	L	3-4	A
3/15/02	W	4-2	A
4/13/03	L	1-5	H
3/7/04	L	1-6	A
4/22/04	W	4-3	N
3/13/05	L	3-4	H
4/9/06	W	5-2	A
4/8/07	L	2-5	H
3/2/08	L	4-3	A
3/6/09	W	5-2	H
4/4/10	L	1-6	A
4/1/11	L	0-7	H
3/11/12	L	3-4	A
4/12/13	W	4-0	N
4/13/14	W	4-1	A
3/29/15	L	0-4	H
3/10/16	W	5-2	A
3/24/17	W	4-2	H

VCU 3-3

2/15/91	W	5-4	A
5/5/95	L	0-4	N
5/10/97	W	4-1	N
1/31/10	W	4-2	N
3/17/11	L	1-6	H
2/24/13	L	2-5	A

Virginia 8-5

4/6/57	L	1-8	A
1958	L	0-5	
4/18/59	L	0-9	A
1963	L	0-7	
1968	W	8-1	
3/8/74	L	3-6	H
3/8/76	W	5-1	H
3/11/79	W	6-3	H
3/15/80	W	8-1	H
2/11/96	W	5-2	H
2/14/97	W	6-1	H
5/9/97	W	4-1	N
5/17/98	W	4-2	N

Virginia Tech 3-0

3/22/79	W	5-4	H
3/25/82	W	5-4	H
2/26/84	W	6-0	H

Wake Forest 28-16

5/7/54	L	4-5	A
1955	L	4-5	H
4/16/57	W	5-4	H
3/21/59	L	3-6	H
1960	L	1-8	
1963	L	0-9	
1968	W	9-0	
1971	L	2-7	
2/18/78	W	8-1	H
3/8/79	W	5-4	A
3/7/80	W	5-4	H
4/6/81	L	4-5	A
4/3/82	W	6-3	H
4/7/83	W	6-2	A
3/28/84	W	7-2	H
3/7/85	W	8-1	A
4/9/86	W	7-2	H
4/9/88	L	2-5	A
2/17/89	W	6-1	H
3/18/90	W	6-0	A
2/16/91	W	6-0	A
3/18/92	W	5-1	H
3/31/93	W	7-0	H
3/20/94	W	5-2	A
3/29/95	L	2-5	H
3/16/96	W	5-2	A
2/27/97	W	7-0	H
3/17/98	W	6-1	H
4/13/99	W	6-1	H
3/2/00	W	4-3	A
4/9/01	W	5-2	H
4/10/02	W	5-0	A
4/9/03	W	5-2	H
3/14/04	L	2-4	A
3/22/05	W	4-3	H
2/28/06	W	3-4	A
2/14/07	L	2-4	H
2/17/08	L	4-2	A
3/19/09	W	4-3	H
2/9/12	W	4-3	A
2/8/13	L	3-4	H
2/7/14	L	2-5	A

SERIES HISTORY

2/6/15	L	2-5	H	4/29/54	L	2-7	A
2/5/16	L	0-7	A	4/29/54	W	5-4	H
Washington & Lee 3-0				3/23/55	L	2-7	A
4/8/72	W	8-1	H	1956	W	8-1	
4/9/73	W	9-0	H	3/25/60	W	9-0	
3/19/79	W	8-1	H	1960	W	7-2	
Webber-International 1-0				2/17/02	W	7-0	H
3/10/04	W	6-1	A	2/21/04	W	6-1	H
West Virginia 1-0				2/13/05	W	7-0	H
3/30/83	W	6-3	H	1/28/06	W	7-0	H
Western Carolina 1-0				1/28/07	W	7-0	H
2/19/94	W	9-0	H	1/27/08	W	6-1	H
Western Kentucky 1-1				1/17/09	W	6-1	H
3/13/73	W	7-2	H	1/16/10	W	6-1	H
3/13/74	L	2-7	H	1/16/11	W	6-1	H
Western Michigan 1-0				1/21/12	W	7-0	H
3/6/75	W	8-1	H	2/2/13	W	4-0	H
Wichita State 2-1				2/2/14	W	4-1	H
3/11/80	W	6-3	H	2/8/15	W	4-2	H
3/31/84	W	1-5	H	Yale 2-1			
1/24/16	L	2-4	N	3/20/76	W	7-1	N
William & Mary 6-1				3/17/77	L	3-6	N
3/27/73	W	9-0	H	3/16/84	W	5-4	H
3/7/79	W	6-3	H	<i>Records prior to the 1972 season are incomplete. The information available is included in the series records.</i>			
3/8/82	W	8-1	H				
3/8/83	W	8-1	H				
3/5/95	W	3-2	H				
1/30/11	L	0-4	N				
2/22/13	W	7-0	A				
Winthrop 4-0							
4/14/87	W	6-0	H				
2/17/02	W	4-0	H				
2/1/03	W	7-0	H				
1/16/16	W	6-1	H				
Wisconsin 5-3							
4/5/72	W	6-3	H				
4/6/72	W	5-4	H				
4/20/73	L	4-5	A				
2/24/74	W	9-0	A				
4/4/77	W	8-1	H				
4/9/77	W	8-1	H				
2/10/79	L	3-6	N				
3/29/83	L	3-6	H				
Wofford 19-5-1							
4/6/51	L	4-5	A				
4/18/51	W	6-3	H				
4/22/52	L	4-5	A				
4/28/52	T	4-4	H				
3/20/53	L	4-5	W				
5/13/53	W	5-4	H				

GAMECOCK ALL-AMERICANS



Andrew Adams 2015 (S)

Adams shook off early injury that kept him out of the fall lineup to lead the Gamecocks to the second round of the NCAA Tournament for the first time since 2006 and then kept that momentum in the NCAA Singles Championships. There he opened with a dominant win over the No. 3 player in the nation then topped an SEC rival for a spot in the round of 16.



Stephane Simian 1989 (S/D), 1990 (S)

The program's third multiple All-American selection, Simian ranked as high as No. 5 in the ITA Rankings during his career. He led the Gamecocks to the 1989 NCAA Semifinals and captured the Metro singles title at the No. 2 position as a junior and at No. 1 as a senior. As a senior, Simian reached the semifinals of the ITA All-America Championships and won 12 consecutive matches while posting 49 total singles victories.



Tsvetan Mihov 2013 (S)

Mihov became the first All-American under head coach Josh Goffi after the junior transfer reached the NCAA Singles Championship Round of 16, including a first-round win over the No. 2 player in the country. In his first season as a Gamecock, Mihov earned second-team All-SEC honors after recording a 6-4 conference record playing at the top of the lineup, making him just the fourth player in school history to record that many SEC wins from the No. 1 position.




Ken Diller 1987 (S/D), 1989 (D)

Diller was a two-time All-American at South Carolina. He compiled a 32-16 singles record and a 26-12 mark in doubles during his junior season in 1987. As a senior, Diller led South Carolina to a win over No. 1 UCLA and a berth in the NCAA Semifinals. He also advanced to the NCAA singles semifinal and quarterfinal rounds during two seasons at UCLA.




Seth Rose 2003 (S)

Rose earned All-America honors as a senior. In his career, he participated in the NCAA Singles Championship twice, advancing to the Round of 16 in 2003 after defeating sixth-ranked Janne Holmia of Florida. He was selected the 2000 Region II Rookie of the Year, making him a finalist for National Freshman of the Year. Rose garnered All-SEC honors in 2002 and 2003. He was also a four-time SEC Academic Honor Roll recipient.




Jan Sandberg 1985 (S), 1987 (D)

Sandberg became the first Gamecock to earn All-America honors under head coach Kent DeMars. As a freshman in 1985, Sandberg reached the NCAA singles round of 32 and helped South Carolina to its first NCAA berth under DeMars. He was ranked as high as No. 3 in the ITA rankings during his three-year career and is 19th in school history with 72 career singles wins.




Guillaume Legat 2001 (S)

Legat capped his senior season with an ITA No. 4 final ranking, the highest in school history, and advanced to the NCAA Singles Championship semifinals. He capped his season with a 26-7 record that included 17 wins over ranked opponents. A four-time All-SEC selection (first team 1999 & 2001; second team 1998 & 2000), Legat collected 115 career victories. He was undefeated in nine SEC dual matches while playing in the No. 1 position to earn NCAA Region II Senior Player of the Year honors.




Arthur Anastopoulo 1978 (D)

Anastopoulo earned All-America honors after reaching the NCAA Doubles Championship quarterfinals. He also led South Carolina to its first NCAA team tournament appearance that season. He compiled a 76-37 singles mark, placing him 13th on the program's career singles list. In doubles, he posted a 63-29 career record, which ranks him 10th in school history.




Johan Sandberg 1994 (S)

Sandberg became the first Gamecock to earn All-SEC honors and the program's eighth All-American. He was also the first Gamecock to defeat an opponent ranked No. 1 in the nation. Sandberg defeated 12 of the 20 ranked opponents he faced in 1993-94 and participated in the NCAA Singles Championship. He also achieved the highest doubles ranking in school history (No. 5, Fall 1993). Sandberg compiled a 52-47 career singles record and 53-38 career doubles mark.




Chris Mayotte 1977 (S/D), 1978 (S/D)

Mayotte was a two-time All-American in singles and doubles at South Carolina. Mayotte also received the 1979 Rafael Osuna Award, signifying outstanding sportsmanship, character, scholastic achievement and tennis playing accomplishments. He advanced to the quarterfinals of the NCAA Doubles Championships with teammate Arthur Anastopoulo in 1978 and also helped South Carolina make its first appearance in the NCAA team tournament.



Louie Gloria 1991 (S)

Gloria earned All-America honors behind a 27-7 singles mark, despite missing all but two dual matches of his senior year due to a stress fracture. He won the Milwaukee Classic, Rolex South Atlantic Regional and South Carolina Region II Fall Invitational during the season. Gloria posted a career record of 99-49, a mark that ranks him ninth on South Carolina's all-time singles victory list. He is also 15th on the career doubles victory list with a 62-24 record.



Bobby Heald 1968 (S)

Heald became the first Gamecock All-American after compiling a 26-1 singles record. Finishing his career with a 67-6 mark, he led the 1968 team to an ACC Championship and a 22-0 season record. During Heald's career, the Gamecocks compiled a 57-6 dual match record.

ALL-TIME AWARDS

National ITA Awards

Wilson/ITA Coach of the Year
Kent DeMars 1989

Rolux/ITA Meritorious Service Award
Kent DeMars 1986

Rafael Osuna Sportsmanship Award
Chris Mayotte 1979

National Rookie of the Year
Vladimir Pavicevic 1998

National Assistant Coach of the Year
Jeff Kefalos 1998

Scholar All-American/Scholar-Athlete
Alex Fennell 2016
Thomas Mayronne 2015, 2016
Wood Benton 2015
Kyle Koch 2012, 2013, 2014, 2015
Andrew Adams 2012, 2014
Sam Swank 2014
Chip Cox 2012, 2013
Harry Menzies 2013
Ben Barnette 2012
Jerome Jourdon 1998, 1999, 2000
Keith Brill 1996, 1997
Jorge Esqueda 1995, 1996
Johan Sandberg 1992, 1993, 1994
Johan Wiig 1991, 1992, 1993
Jose Frontera 1992
Dirk Hanheiser 1992
Alex Schad 1991, 1992

Academic All-America

Jerome Jourdon 2000, 2nd team
Jerome Jourdon 1999, 3rd team
Jerome Jourdon 1998, 2nd team
Jorge Esqueda 1996, 3rd team

Regional Awards

Volvo Tennis Senior Region II Player of the Year
Lou Gloria 1991
Stephane Simian 1990

Arthur Ashe Leadership and Sportsmanship Award

Olof Akesson 1999
Mark Palus 1993
David Hopper 1991

Wilson/ITA Region Coach of the Year

Josh Goffi 2013
Kent DeMars 1987, 1989, 1990, 1991, 1994, 1998, 2002

ITA Region Asst. Coach of the Year

Matt Lucas 2012
Jeff Kefalos 1998

ITA Player to Watch

Gabriel Friedrich 2016
Andrew Adams 2013
Jerome Jourdon 1997

Rookie of the Year

Andrew Adams 2012
Seth Rose 2000
Vladimir Pavicevic 1998

Senior of the Year

Guillaume Legat 2001

Community Service Team of the Year
South Carolina 2017

SEC Honors (1992 to Present)

Coach of the Year
Josh Goffi 2013

Scholar Athlete of the Year
Kyle Koch 2015

All-Conference, Prior to 2003

Singles
Seth Rose 2002 (2nd)
Guillaume Legat 1999, 2001 (1st); 1998, 2000 (2nd)
Jerome Jourdon 1998, 1999 (1st); 1997 (2nd)
Vladimir Pavicevic 1998 (1st); 1999 (2nd)
Keith Brill 1997 (2nd)
Maxsy Jimenez 1995 (2nd)
Johan Sandberg 1994 (1st)

All-Conference, Prior to 2003

Doubles
Jimenez/Wojcik 1996 (2nd)


All-Conference, 2003-Present

Harrison O'Keefe 2017 (1st)
Gabriel Friedrich 2016, 2017 (2nd)
Kyle Koch 2015 (2nd)
Andrew Adams 2013, 2014 (2nd)
Tsvetan Mihov 2013 (2nd)
Thiago Pinheiro 2013 (2nd)
Pedro Campos 2010 (1st)
Diego Cubas 2009, 2010 (2nd)
Jaime Cuellar 2006 (2nd)
Tom Eklund 2005 (1st)

All-Freshman
Andrew Schafer 2014
Andrew Adams 2012

Academic Honor Roll

Wood Benton 2015, 2016
Alex Fennell 2016
Gabriel Friedrich 2016
Thomas Mayronne 2015, 2016
Harrison O'Keefe 2015, 2016
Andrew Schafer 2014, 2015, 2016
Sam Swank 2014, 2015, 2016
Andrew Adams 2012, 2013, 2014, 2015
Kyle Koch 2012, 2013, 2014, 2015
Thiago Pinheiro 2013, 2014, 2015
Ben Barnette 2012-13
Chip Cox 2012, 2013, 2014
Harry Menzies 2010, 2011, 2012, 2013
Carl Eguez 2012
Nick Jones 2012
Ivan Machado 2010, 2011, 2012
Jake Bowling 2011
Alexander Kostanov 2011
Johannes Pulsfort 2008, 2009, 2010, 2011
Chris Sheehan 2008, 2009, 2011
Pedro Campos 2007, 2008, 2009, 2010
Ivan Cressoni 2008, 2009, 2010
Diego Cubas 2008, 2009, 2010
Jaime Cuellar 2005, 2006, 2008, 2009
Thomas Stoddard 2006, 2007, 2008, 2009
Joe Veeder 2006, 2007, 2008, 2009
David Wolff 2007, 2009



In addition to ranking among the program's top five in singles and doubles victories, Jerome Jourdon (1998-2000) was a three-time ITA Scholar All-American and a three-time Academic All-American.



Guillaume Legat (1998-2001) is the only four-time All-SEC selection in South Carolina history.

ALL-TIME AWARDS

Yevgeny Supeko	2007, 2008
Spencer Feldman	2007
Pedro Rodrigues	2005, 2006, 2007
Adam Adler	2006
Dmitry Babenko	2006
Geraldo Knorr	2004, 2005, 2006
Tom Eklund	2004, 2005
Kazuya Otani	2004, 2005
Ben Atkinson	2003, 2004
Rob Cassidy	2003, 2004
Carl Wermee	2003, 2004
Marcus Westman	2003, 2004
David Nelson	2002, 2003
Rodrigo Pacheco	2000, 2001, 2002, 2003
Seth Rose	2001, 2002, 2003
Olof Akesson	1999, 2000, 2001
Jeff Bergman	1998, 199, 2000, 2001
Juan Gamboa	2001
Jerome Jourdon	1999, 2000, 2001
Guillaume Legat	1999, 2000, 2001
Nasir Sherazi	2001
Tomasz Wawrzyniak	1999
Messay Abebe	1997, 1998
Miller Brice	1996, 1998
Greg Badurowicz	1997
Keith Brill	1996, 1997
Jorge Esqueda	1995, 1996, 1997
Robert Wojcik	1996, 1997
Enrique Alacron	1994, 1995, 1996
Johan Wiig	1992, 1993, 1994, 1995
Jose Frontera	1992, 1993, 1994
Johan Sandberg	1992, 1993, 1994
Mark Palus	1993
Jimmy Panagopoulos	1993
Dirk Hahnelser	1992
Alexander Schad	1992


Metro Honors (1984-91)

Singles Champions

Johan Sandberg	1991 (2)
Erick Sydow	1988 (5), 1991 (6)
Jaime Frontera	1989 (6), 1990 (6)
P.J. Langone	1990 (3)
Stephane Simian	1989 (2), 1990 (1)
Louie Gloria	1989 (5)
Dave Herman	1989 (4)
Steve Longley	1987 (3), 1989 (1)
Harry Sy	1986 (6), 1988 (3)
Dave Delseni	1985 (3), 1986 (5), 1987 (6)
Ken Diller	1987 (2)
Jan Sandberg	1986 (1), 1987 (4)
Brian Barker	1984 (4), 1985 (5), 1986 (3)
Johan Karlen	1986 (4)
Ricardo Aioly	1985 (2)
Richard Ashby	1985 (4)
Young Min Kwon	1985 (6)
Art Heller	1984 (6)
Zoran Petkovic	1984 (3)

Doubles Champions

Ja. Frontera/Sydow	1990 (2)
Hopper/Simian	1990 (1)
Ja. Frontera/Lynch	1989 (3)
Longley/Simian	1989 (1)
Longley/Sy	1987 (3), 1988 (1)
Sydow/W. Taurisano	1988 (2)
Barker/Delseni	1986 (2), 1987 (2)
Ashby/Sandberg	1986 (1)
Barker/Cooke	1984 (3)



The program's career singles victories record holder, Steve Longley (1986-89) was a two-time All-Metro Conference selection in singles and a three-time selection in doubles.

ACC Honors (1956-71)

Singles Champions

Bobby Heald	1968 (1)
Jim Light	1968 (2)
Larry Buhrman	1968 (3)
Stuart Reynolds	1968 (6)

Doubles Champions

Heald/Buhrman	1968 (1)
---------------	----------

SINGLES RECORDS

Matches Won

Career:	124 by Steve Longley, 1986-89
In Dual:	73 by Jerome Jourdon, 1997-2000
In SEC:	28 by Guillaume Legat, 1998-2001
Vs. Ranked:	32 by Jerome Jourdon, 1997-2000
Three-Sets:	33 by Olof Akesson, 1997-2000
	33 by Stephane Simian, 1989-90
	33 by Steve Longley, 1986-89
Tiebreaks:	24 by Stephane Simian, 1989-90
Season:	52 by Stephane Simian in 1988-89
In Dual:	23 by Stephane Simian in 1988-89
	23 by Richard Aashby in 1984-85
In SEC:	10 by Olof Akesson in 1996-97
Vs. Ranked:	15 by Vladimir Pavicevic in 1997-98
Three-Sets:	17 by Stephane Simian in 1989-90
Tiebreaks:	15 by Stephane Simian in 1988-89

Winning Percentage

Career:	.874 (104-15) by Jeff Kefalos, 1973-76
In Dual:	.811 (43-10) by Stephane Simian, 1989-90
In SEC:	.651 (28-15) by Guillaume Legat, 1998-2001
Vs. Ranked:	.620 (31-19) by Guillaume Legat, 1998-2001
Three-Sets:	.688 (33-15) by Stephane Simian, 1989-90
Tiebreaks:	.769 (20-6) by Maxsy Jimenez, 1994-96
Season:	.968 (30-1) by Phil Dukes in 1975-76
In Dual:	.955 (21-1) by Olof Akesson in 1996-97
In SEC:	.909 (10-1) by Olof Akesson in 1996-97
Vs. Ranked:	.917 (11-1) by Guillaume Legat in 2000-01
Three-Sets:	.833 (10-2) by Dave Herman (1988-89)
Tiebreaks:	.846 (11-2) by Vladimir Pavicevic in 1998-99

Matches Played

Career:	191 by Steve Longley, 1986-89
In Dual:	100 by Tom Eklund, 2003-06
In SEC:	43 by Tom Eklund, 2003-06
	43 by Guillaume Legat, 1998-2001
	43 by Jimmy Panagopolous, 1992-95
Vs. Ranked:	58 by Jerome Jourdon, 1997-2000
Three-Sets:	57 by Steve Longley, 1986-89
Tiebreaks:	40 by Tom Eklund, 2003-06
Season:	66 by Steve Longley in 1988-89
Vs. Ranked:	31 by Vladimir Pavicevic in 1997-98
Three-Sets:	28 by Steve Longley in 1988-89
Tiebreaks:	24 by Stephane Simian in 1988-89

Winning Streak

22 matches by Andreas Hufschmid, 2/4/73-4/9/73

Matches Won by Class

Freshman:	37 by Vladimir Pavicevic in 1997-98
Sophomore:	41 by Steve Longley in 1986-87
Junior:	52 by Stephane Simian in 1988-89
Senior:	49 by Stephane Simian in 1989-90

Winning Percentage by Class

Freshman:	.900 (27-3) by Olof Akesson in 1996-97
	.900 (27-3) by Andreas Hufschmid in 1972-73
Sophomore:	.880 (22-3) by Chris Mayotte in 1976-77
Junior:	.968 (30-1) by Phil Dukes in 1975-76
Senior:	.906 (29-3) by Jeff Kefalos in 1975-76

Career

Matches Won

Player	Wins
1. Steve Longley (1986-89)	124
2. Guillaume Legat (1998-2001)	115
3. Jorge Esqueda (1994-97)	113
4. Jerome Jourdon (1997-2000)	112
5. Mark Palus (1990-93)	109
6. Olof Akesson (1997-2000)	104
Jeff Kefalos (1973-76)	104
8. Stephane Simian (1989-90)	101
9. Andrew Schafer (2013-17)	100
10. Louie Gloria (1988-91)	99
Brian Barker (1984-87)	99
12. Richard Ashby (1983-86)	98
13. Andreas Hufschmid (1973-76)	95
14. Chris Mayotte (1976-79)	93
15. Zoran Petkovic (1981-84)	86
16. Pedro Campos (2007-10)	84
17. Johan Karlen (1986-89)	83
18. P.J. Langone (1990-93)	81
19. Trevor Raal (1980-83)	81
20. Jeff Hull (1975-78)	80

Winning Percentage (Min. 75 matches played)

Player	W-L	Pct.
1. Jeff Kefalos (1973-76)	104-15	.874
2. Phil Dukes (1974-77)	75-11	.872
3. Jeff Hull (1975-78)	80-17	.825
4. Stephane Simian (1989-90)	101-25	.802
5. Chris Mayotte (1976-79)	93-25	.788
6. Andreas Hufschmid (1973-76)	95-26	.785
7. Guillaume Legat (1998-2001)	115-36	.762
8. Jorge Esqueda (1994-97)	113-38	.748
9. Chuck Hodgin (1978-81)	70-24	.745
10. Zoran Petkovic (1981-84)	86-33	.723
11. Jerome Jourdon (1997-2000)	112-44	.718
12. Dave Delseni (1985-87)	62-26	.705
13. Olof Akesson (1997-2000)	104-46	.693
14. Trevor Raal (1980-83)	81-36	.692
15. Richard Ashby (1983-86)	98-44	.690
16. Mark Palus (1990-93)	109-50	.686
17. Arthur Anastopoulo (1977-80)	76-37	.673
18. Louie Gloria (1988-91)	99-49	.669
Brian Barker (1984-87)	99-49	.669
20. Pedro Campos (2007-10)	84-42	.667

SINGLES RECORDS

Matches Played

Player	Matches
1. Steve Longley (1986-89)	191
2. Mark Palus (1990-93)	159
3. Jerome Jourdon (1997-2000)	156
4. Andrew Schafer (2013-17)	155
5. Guillaume Legat (1998-2001)	151
Jorge Esqueda (1994-97)	151
7. Olof Akesson (1997-2000)	150
8. Louie Gloria (1988-91)	148
Brian Barker (1984-87)	148
10. Jimmy Panagopoulos (1991-95)	145
11. Richard Ashby (1983-86)	142
12. P.J. Langone (1990-93)	142
13. Kyle Koch (2012-15)	137
14. Johan Karlen (1986-89)	134
15. Chip Cox (2011-14)	129
16. Tom Eklund (2003-06)	127
17. Pedro Campos (2007-10)	126
Stephane Simian (1989-90)	126
19. Ivan Machado (2009-12)	125
20. Erick Sydow (1988-91)	124

Season

Matches Won

Player	Wins
1. Stephane Simian (1988-89)	52
2. Stephane Simian (1989-90)	49
3. Steve Longley (1988-89)	42
4. Steve Longley (1986-87)	41
5. Vladimir Pavicevic (1997-98)	37
Louie Gloria (1989-90)	37
7. Jerome Jourdon (1998-99)	35
8. Guillaume Legat (1998-99)	34
Mark Palus (1990-91)	34
Dave Hopper (1989-90)	34
11. Olof Akesson (1998-99)	33
Jerome Jourdon (1997-98)	33
Keith Brill (1996-97)	33
Jorge Esqueda (1996-97)	33
Mark Palus (1991-92)	33
Ken Diller (1986-87)	33
17. Jorge Esqueda (1995-96)	32
P.J. Langone (1989-90)	32
Dave Herman (1988-89)	32
20. Harrison O'Keefe (2015-16)	31
Dirk Hahneiser (1990-91)	31
Dave Hopper (1990-91)	31

Winning Percentage (Min. 25 matches played)

Player	W-L	Pct.
1. Phil Dukes (1975-76)	30-1	.968
2. Jeff Kefalos (1974-75)	23-2	.920
3. Jeff Kefalos (1975-76)	29-3	.906
4. Olof Akesson (1996-97)	27-3	.900
Andreas Hufschmid (1972-73)	27-3	.900
6. Chris Mayotte (1975-76)	26-3	.897
Jeff Kefalos (1972-73)	26-3	.897
8. Chuck Hodgins (1979-80)	23-3	.885
9. Chris Mayotte (1976-77)	22-3	.880
William "Doc" Malloy (1972-73)	22-3	.880
11. Phil Dukes (1974-75)	22-4	.846
12. Jorge Esqueda (1995-96)	32-6	.842
13. Young Min Kwon (1984-85)	26-5	.839
14. Chuck Hodgins (1980-81)	24-5	.828
15. Doran Roberts (1980-81)	23-5	.821
16. Trevor Raal (1980-81)	25-6	.806
Andreas Hufschmid (1975-76)	25-6	.806
18. Brian Barker (1983-84)	29-7	.806
19. Stephane Simian (1989-90)	49-12	.803
20. Stephane Simian (1988-89)	52-13	.800
Guillaume Legat (1997-98)	28-7	.800
Art Heller (1982-83)	20-5	.800

Matches Played

Player	Matches
1. Steve Longley (1988-89)	66
2. Stephane Simian (1988-89)	65
3. Stephane Simian (1989-90)	61
4. Steve Longley (1986-87)	57
5. Vladimir Pavicevic (1997-98)	55
6. Dave Hopper (1989-90)	54
7. Louie Gloria (1988-89)	53
8. Keith Brill (1996-97)	52
Louie Gloria (1989-90)	52
10. P.J. Langone (1989-90)	51
11. Ken Diller (1986-87)	49
12. Dirk Hahneiser (1990-91)	48
Jerome Jourdon (1998-99)	48
Dave Hopper (1990-91)	48
16. Olof Akesson (1998-99)	46
Brian Barker (1985-86)	46
18. Mark Palus (1991-92)	45
Mark Palus (1990-91)	45
Jan Sandberg (1986-87)	45
Harry Sy (1986-87)	45

Win Streak

Player	Matches
1. Andreas Hufschmid (2/4-4/9/73)	22
2. Marcus Westman (1/27-3/31/02)	18
3. Richard Ashby (3/1-4/3/85)	17
4. Pedro Campos (1/31-4/11/10)	16
5. Mark Palus (1/24-2/22/92)	15
6. Yevgeny Supeko (11/4/06-3/15/07)	14
Jaime Cuellar (1/15-3/9/05)	14
Olof Akesson (1/24-3/22/97)	14
9. Jerome Jourdon (1/31-3/20/98)	13
Keith Brill (10/25/96-1/18/97)	13
Stephane Simian (1/19-2/9/90)	13
Young Min Kwon (3/9-4/3/85)	13

SINGLES RECORDS

Dual Match Career (Since 1984-85)

Matches Won

Player	Wins
1. Jerome Jourdon (1997-2000)	73
2. Jorge Esqueda (1994-97)	72
3. Olof Akesson (1997-2000)	70
4. Guillaume Legat (1998-2001)	69
5. Andrew Schafer (2014-17)	66
6. Kyle Koch (2012-15)	60
Pedro Campos (2007-10)	60
8. Tom Eklund (2003-06)	59
9. Mark Palus (1990-93)	56
10. Seth Rose (2000-03)	52

Winning Percentage (Min. 50 matches played)

Player	W-L	Pct.
1. Stephane Simian (1989-90)	43-10	.811
2. Jorge Esqueda (1994-97)	72-22	.766
3. Jerome Jourdon (1997-2000)	73-25	.745
4. Guillaume Legat (1998-2001)	69-24	.742
5. Olof Akesson (1997-2000)	70-25	.737
6. Mark Palus (1990-93)	56-25	.691
7. Ben Atkinson (2002-05)	51-23	.689
8. Dave Delseni (1985-87)	41-19	.683
9. Pedro Campos (2007-10)	60-28	.682
10. <i>Harrison O'Keefe (2015-present)</i>	49-23	.681
11. Andrew Schafer (2014-17)	66-34	.660

Matches Played

Player	Matches
1. Andrew Schafer (2014-17)	100
Tom Eklund (2003-06)	100
2. Jerome Jourdon (1997-2000)	98
3. Chip Cox (2011-14)	95
Olof Akesson (1997-2000)	95
5. Jorge Esqueda (1994-97)	94
6. Guillaume Legat (1998-2001)	93
7. Kyle Koch (2012-15)	92
Marcus Westman (2001-04)	92
9. Jimmy Panagopoulos (1991-95)	90
10. Andrew Adams (2012-15)	89

Dual Match Season (Since 1984-85)

Matches Won

Player	Wins
1. Stephane Simian (1988-89)	23
Richard Ashby (1984-85)	23
3. Jaime Cuellar (2004-05)	22
Olof Akesson (1998-99)	22
Jerome Jourdon (1997-98)	22
Johan Karlen (1988-89)	22
Young Min Kwon (1984-85)	22
8. Tom Eklund (2003-04)	21
Marcus Westman (2001-02)	21
Jerome Jourdon (1998-99)	21
Guillaume Legat (1997-98)	21
Olof Akesson (1996-97)	21

Winning Percentage (Min. 20 matches played)

Player	W-L	Pct.
1. Olof Akesson (1996-97)	21-1	.955
2. Jorge Esqueda (1995-96)	19-2	.905
3. Marcus Westman (2001-02)	21-3	.875
4. Stephane Simian (1988-89)	23-4	.852
5. Guillaume Legat (2000-01)	17-3	.850
6. Jerome Jourdon (1997-98)	22-4	.846
Young Min Kwon (1984-85)	22-4	.846
8. Dave Herman (1988-89)	20-4	.833
9. Ben Atkinson (2002-03)	17-4	.810
Mark Palus (1990-91)	17-4	.810

SEC Dual Match Career (Since 1991-92)

Matches Won

Player	Wins
1. Guillaume Legat (1998-2001)	28
2. Olof Akesson (1997-2000)	25
Jorge Esqueda (1994-97)	25
4. Pedro Campos (2007-10)	24
5. Jerome Jourdon (1997-2000)	24
6. Kyle Koch (2012-15)	23
7. Andrew Schafer (2014-17)	22
Seth Rose (2000-03)	22
9. Tom Eklund (2003-06)	19
<i>Harrison O'Keefe (2015-present)</i>	18

Winning Percentage (Min. 25 matches played)

Player	W-L	Pct.
1. Guillaume Legat (1998-2001)	28-15	.651
2. <i>Harrison O'Keefe (2015-present)</i>	18-10	.643
3. Jorge Esqueda (1994-97)	25-14	.641
4. Kyle Koch (2012-15)	23-13	.639
5. Olof Akesson (1997-2000)	25-17	.595
6. Pedro Campos (2007-10)	24-17	.585
Jerome Jourdon (1997-2000)	24-17	.585
8. Ben Atkinson (2002-05)	16-12	.571
Maxsy Jimenez (1994-96)	16-12	.571
10. Andrew Schafer (2014-17)	22-19	.537
Seth Rose (2000-03)	22-19	.537
11. Johan Sandberg (1992-94)	14-14	.500

Matches Played

Player	Matches
1. Tom Eklund (2003-06)	43
Guillaume Legat (1998-2001)	43
Jimmy Panagopoulos (1992-95)	43
4. Marcus Westman (2001-04)	42
Olof Akesson (1997-2000)	42
6. Andrew Schafer (2014-17)	41
Chip Cox (2011-14)	41
Pedro Campos (2007-10)	41
Seth Rose (2000-03)	41
Jerome Jourdon (1997-2000)	41

SINGLES RECORDS

SEC Dual Match Season (Since 1991-92)

Matches Won

Player	Wins
1. Olof Akesson (1996-97)	10
2. Kyle Koch (2012-13)	9
Pedro Campos (2009-10)	9
Geraldo Knorr (2003-04)	9
Guillaume Legat (2000-01)	9
Guillaume Legat (1998-99)	9
7. Harrison O'Keefe (2015-16)	8
Kyle Koch (2013-14)	8
Marcus Westman (2001-02)	8
Seth Rose (1999-2000)	8
Jerome Jourdon (1997-98)	8
Jerome Jourdon (1996-97)	8
Jorge Esqueda (1995-96)	8
Jorge Esqueda (1993-94)	8

Winning Percentage (Min. 8 matches played)

Player	W-L	Pct.
1. Olof Akesson (1996-97)	10-1	.909
2. Kyle Koch (2012-13)	9-1	.900
Pedro Campos (2009-10)	9-1	.900
Geraldo Knorr (2003-04)	9-1	.900
Guillaume Legat (2000-01)	9-1	.900
6. Kyle Koch (2013-14)	8-1	.889
Jorge Esqueda (1995-96)	8-1	.889
8. Guillaume Legat (1998-99)	9-2	.818
9. Seth Rose (1999-2000)	8-2	.800
10. Paul Jubb (2016-17)	7-2	.778
Johan Sandberg (1993-94)	7-2	.778

vs. Ranked Opponents Career (Since 1994-95)

Matches Won

Player	Wins
1. Jerome Jourdon (1997-2000)	32
2. Guillaume Legat (1998-2001)	31
3. Vladimir Pavicevic (1998-99)	23
4. Andrew Adams (2012-15)	19
5. Pedro Campos (2007-10)	18
Seth Rose (2000-03)	18
7. Tom Eklund (2003-06)	15
8. Tsvetan Mihov (2013-14)	14
Diego Cubas (2008-10)	14
Maxsy Jimenez (1994-96)	14

Winning Percentage (Min. 25 matches played)

Player	W-L	Pct.
1. Guillaume Legat (1998-2001)	31-19	.620
2. Jerome Jourdon (1997-2000)	32-26	.552
3. Pedro Campos (2007-10)	18-15	.545
4. Maxsy Jimenez (1994-96)	14-13	.519
5. Vladimir Pavicevic (1998-99)	23-30	.434
6. Seth Rose (2000-03)	18-29	.383
7. Keith Brill (1996-97)	11-18	.379
8. Tsvetan Mihov (2013-14)	14-24	.368
9. Tom Eklund (2003-06)	15-26	.366
10. Gabriel Friedrich (2015-present)	13-23	.361
11. Andrew Adams (2012-15)	19-35	.352

Matches Played

Player	Matches
1. Jerome Jourdon (1997-2000)	58
2. Andrew Adams (2012-15)	54
3. Vladimir Pavicevic (1998-99)	53
4. Guillaume Legat (1998-2001)	50
5. Diego Cubas (2008-10)	48
6. Seth Rose (2000-03)	47
7. Tom Eklund (2003-06)	41
8. Tsvetan Mihov (2013-14)	38
9. Gabriel Friedrich (2014-present)	36
10. Ivan Machado (2009-12)	33
Pedro Campos (2007-10)	33

vs. Ranked Opponents Season (Since 1994-95)

Matches Won

Player	Wins
1. Vladimir Pavicevic (1997-98)	15
2. Jerome Jourdon (1998-99)	13
3. Guillaume Legat (2000-01)	11
4. Jerome Jourdon (1996-97)	10
5. Keith Brill (1996-97)	9
6. Andrew Adams (2013-14)	8
Tsvetan Mihov (2012-13)	8
Guillaume Legat (1998-99)	8
Vladimir Pavicevic (1998-99)	8
Maxsy Jimenez (1995-96)	8

Winning Percentage (Min. 10 matches played)

Player	W-L	Pct.
1. Guillaume Legat (2000-01)	11-1	.917
2. Guillaume Legat (1997-98)	7-3	.700
3. Jerome Jourdon (1996-97)	10-5	.667
4. Maxsy Jimenez (1994-95)	6-4	.600
5. Jerome Jourdon (1998-99)	13-9	.591
6. Olof Akesson (1998-99)	6-5	.545
7. Andrew Adams (2013-14)	8-7	.533
Guillaume Legat (1998-99)	8-7	.533
9. Pedro Campos (2007-08)	5-5	.500
Seth Rose (2000-01)	5-5	.500
Jerome Jourdon (1997-98)	5-5	.500

Matches Played

Player	Matches
1. Vladimir Pavicevic (1997-98)	31
2. Jerome Jourdon (1998-99)	22
Vladimir Pavicevic (1998-99)	22
4. Seth Rose (2001-02)	21
Robert Steckley (1999-2000)	21
6. Keith Brill (1996-97)	20
7. Tsvetan Mihov (2013-14)	19
Tsvetan Mihov (2012-13)	19
Diego Cubas (2009-10)	19
10. Gabriel Friedrich (2016-17)	18
Gabriel Friedrich (2015-16)	18
Diego Cubas (2008-09)	18
Tom Eklund (2004-05)	18

SINGLES RECORDS

Three-Set Match Career (Since 1984-85)

Matches Won

Player	Wins
1. Olof Akesson (1997-2000)	33
Stephane Simian (1989-90)	33
Steve Longley (1986-89)	33
4. Mark Palus (1990-93)	29
5. Louie Gloria (1988-91)	28
6. Andrew Schafer (2014-17)	26
7. Erick Sydow (1988-91)	25
8. Jorge Esqueda (1994-97)	20
Maxsy Jimenez (1994-96)	20
Johan Karlen (1986-89)	20
11. Pedro Campos (2007-10)	19
Ben Atkinson (2002-05)	19
Dirk Hahneiser (1990-92)	19
Ken Diller (1987-89)	19
Brian Barker (1984-87)	19

Winning Percentage (Min. 25 matches played)

Player	W-L	Pct.
1. Stephane Simian (1989-90)	33-15	.688
2. Olof Akesson (1997-2000)	33-16	.673
3. Pedro Campos (2007-10)	19-10	.655
Ken Diller (1987-89)	19-10	.655
5. Ben Atkinson (2002-05)	19-11	.633
6. Mark Palus (1990-93)	28-17	.630
Carl Wermee (2001-04)	17-10	.630
8. Maxsy Jimenez (1994-96)	20-12	.625
9. Erick Sydow (1988-91)	25-16	.610
10. Louie Gloria (1988-91)	28-19	.596

Matches Played

Player	Matches
1. Steve Longley (1986-89)	57
2. Olof Akesson (1997-2000)	49
3. Stephane Simian (1989-90)	48
4. Andrew Schafer (2014-17)	48
5. Louie Gloria (1988-91)	47
6. Mark Palus (1990-93)	46
7. Ben Cook (1992-95)	41
Erick Sydow (1988-91)	41
9. P.J. Langone (1990-93)	40
10. Brian Barker (1984-87)	38

Three-Set Match Season (Since 1984-85)

Matches Won

Player	Wins
1. Stephane Simian (1989-90)	17
2. Stephane Simian (1988-89)	16
3. Steve Longley (1988-89)	14
Ken Diller (1986-87)	14
5. Louie Gloria (1989-90)	13
6. Olof Akesson (1998-99)	12
Olof Akesson (1997-98)	12
Vladimir Pavicevic (1997-98)	12
Dave Hopper (1989-90)	12
10. Jaime Cuellar (2004-05)	11
Dirk Hahneiser (1990-91)	11
Mark Palus (1989-90)	11
Andreas Hufschmid (1973-74)	11
Fabrice Paquet (1973-74)	11

Winning Percentage (Min. 10 matches played)

Player	W-L	Pct.
1. Dave Herman (1988-89)	10-2	.833
1. Pedro Campos (2006-07)	9-2	.818
2. Angelo Niculescu (2001-02)	8-2	.800
Johan Karlen (1988-89)	8-2	.800
4. Fabrice Paquet (1973-74)	11-3	.786
5. Olof Akesson (1998-99)	12-4	.750
Mark Palus (1991-92)	9-3	.750
7. Ben Atkinson (2002-03)	8-3	.727
8. Maxsy Jimenez (1995-96)	10-4	.714
9. Harrison O'Keefe (2015-16)	7-3	.700
Diego Cubas (2008-09)	7-3	.700
Ken Diller (1986-87)	14-6	.700
Young Min Kwon (1985-86)	7-3	.700

Matches Played

Player	Matches
1. Steve Longley (1988-89)	28
2. Stephane Simian (1989-90)	25
3. Stephane Simian (1988-89)	23
4. Dave Hopper (1989-90)	22
5. Louie Gloria (1989-90)	20
Ken Diller (1986-87)	20
7. Olof Akesson (1997-98)	19
Vladimir Pavicevic (1997-98)	19
Dirk Hahneiser (1990-91)	19
Jan Sandberg (1986-87)	19

Tiebreak Career (Since 1984-85)

Wins

Player	Wins
1. Stephane Simian (1989-90)	24
2. Tom Eklund (2003-06)	23
3. Andrew Schafer (2014-17)	22
4. Kyle Koch (2012-15)	20
Maxsy Jimenez (1994-96)	20
6. Yevgeny Supeko (2006-08)	19
Erick Sydow (1988-91)	19
8. Pedro Campos (2007-10)	18
Vladimir Pavicevic (1998-99)	18
Guillaunme Legat (1998-2001)	18

Winning Percentage (Min. 25 played)

Player	W-L	Pct.
1. Maxsy Jimenez (1994-96)	20-6	.769
2. Andrew Schafer (2014-17)	22-12	.647
3. Stephane Simian (1989-90)	24-14	.632
4. Pedro Campos (2007-10)	18-11	.621
5. Erick Sydow (1988-91)	17-11	.613
6. P.J. Langone (1990-93)	17-11	.607
Mark Palus (1990-93)	17-11	.607
8. Vladimir Pavicevic (1998-99)	18-12	.600
9. Jaime Cuellar (2005-09)	16-11	.593
10. Tom Eklund (2003-06)	23-17	.575
11. Jerome Jourdon (1997-2000)	14-11	.560
Johan Sandberg (1991-94)	14-11	.560

SINGLES RECORDS

Tiebreaks Played

Player	Tiebreaks
1. Kyle Koch (2012-15)	47
2. Tom Eklund (2003-06)	40
3. Ivan Machado (2009-12)	38
Stephane Simian (1989-90)	38
5. Steve Longley (1986-89)	37
6. Andrew Schafer (2014-17)	34
Yevgeny Supeko (2006-08)	34
Jan Sandbeg (1985-87)	34
9. Chip Cox (2011-14)	32
Jimmy Panagopoulos (1991-95)	32

Tiebreak Season (Since 1984-85)

Wins

Player	Wins
1. Stephane Simian (1988-89)	15
2. Vladimir Pavicevic (1998-99)	11
3. Andrew Schafer (2014-15)	10
Tom Eklund (2004-05)	10
Maxsy Jimenez (1994-95)	10
6. Yevgeny Supeko (2006-07)	9
Jaime Cuellar (2004-05)	9
Stephane Simian (1989-90)	9
Dave Delsen (1985-86)	9
Jeff Kefalos (1973-74)	9

Winning Percentage (Min. 10 played)

Player	W-L	Pct.
1. Vladimir Pavicevic (1998-99)	11-2	.846
2. Tom Eklund (2004-05)	10-2	.833
3. Dave Delsen (1985-86)	9-2	.818
4. Andrew Schafer (2014-15)	10-3	.769
Maxsy Jimenez (1994-95)	10-3	.769
6. Yevgeny Supeko (2006-07)	9-3	.750
Jeff Kefalos (1973-74)	9-3	.750
8. Dirk Hahneisher (1991-92)	8-3	.727
Erick Sydow (1988-89)	8-3	.727
10. Ben Atkinson (2004-05)	7-3	.700
Juan Gamboa (1998-99)	7-3	.700
Mark Palus (1989-90)	7-3	.700
Richard Ashby (1985-86)	7-3	.700

Tiebreaks Played

Player	Tiebreaks
1. Stephane Simian (1988-89)	24
2. Keith Brill (1996-97)	19
3. Vladimir Pavicevic (1997-98)	17
4. Ivan Machado (2008-09)	16
Steve Longley (1988-89)	16
6. Dirk Hahneiser (1990-91)	15
Harry Sy (1986-87)	15
8. Kyle Koch (2012-13)	14
Jaime Cuellar (2004-05)	14
Stephane Simian (1989-90)	14

Year-by-Year Singles Leaders

Season	Wins	Player	Pct. (W-L)	Player
1971-72	21	Kevin McCarthy	.769 (20-6)	Brian Desatnik
1972-73	27	Andreas Hufschmid	.900 (27-3)	A. Hufschmid
1973-74	27	Andreas Hufschmid	.794 (27-7)	A. Hufschmid
1974-75	23	Jeff Kefalos	.920 (23-2)	Jeff Kefalos
1975-76	30	Phil Dukes	.968 (30-1)	Phil Dukes
1976-77	22	Chris Mayotte	.880 (22-3)	Chris Mayotte
1977-78	20	Jeff Hull	.769 (20-6)	Jeff Hull
	20	Peter MacDonald		
	20	Chris Mayotte		
1978-79	25	Arthur Anastopoulo	.694 (25-11)	A. Anastopoulo
	25	Chris Mayotte		
1979-80	23	Chuck Hodgins	.885 (23-3)	Chuck Hodgins
1980-81	25	Trevor Raal	.828 (24-5)	Chuck Hodgins
1981-82	23	Zoran Petkovic	.741 (20-7)	Sterling Cooke
1982-83	21	Richard Ashby	.800 (20-5)	Art Heller
	21	Zoran Petkovic		
1983-84	29	Brian Barker	.806 (29-7)	Brian Barker
1984-85	27	Richard Ashby	.839 (26-5)	Young Min Kwon
1985-86	30	Brian Barker	.793 (23-6)	Harry Sy
1986-87	41	Steve Longley	.719 (41-16)	Steve Longley
1987-88	24	Steve Longley	.615 (24-15)	Steve Longley
1988-89	52	Stephane Simian	.800 (52-13)	Stephane Simian
1989-90	49	Stephane Simian	.803 (49-12)	Stephane Simian
1990-91	34	Mark Palus	.794 (27-7)	Louie Gloria
1991-92	33	Mark Pauls	.733 (33-12)	Mark Palus
1992-93	21	Johan Wiig	.636 (21-12)	Johan Wiig
1993-94	23	Jorge Esqueda	.767 (23-7)	Jorge Esqueda
1994-95	26	Maxsy Jimenez	.703 (26-11)	Maxsy Jimenez
1995-96	32	Jorge Esqueda	.842 (32-6)	Jorge Esqueda
1996-97	33	Keith Brill	.900 (27-3)	Olof Akesson
	33	Jorge Esqueda		
1997-98	37	Vladimir Pavicevic	.800 (28-7)	Guillaume Legat
1998-99	35	Jerome Jourdon	.773 (34-10)	Guillaume Legat
1999-00	28	Guillaume Legat	.700 (28-12)	Guillaume Legat
2000-01	25	Guillaume Legat	.781 (25-7)	Guillaume Legat
2001-02	30	Marcus Westman	.789 (30-8)	Marcus Westman
2002-03	27	Ben Atkinson	.771 (27-8)	Ben Atkinson
2003-04	26	Geraldo Knorr	.719 (23-9)	Tom Eklund
2004-05	28	Jaime Cuellar	.700 (28-12)	Jaime Cuellar
2005-06	18	Yevgeny Supeko	.630 (17-10)	Jaime Cuellar
2006-07	24	Pedro Campos	.667 (22-11)	Yevgeny Supeko
2007-08	23	Pedro Campos	.657 (23-12)	Pedro Campos
2008-09	21	Diego Cubas	.613 (19-12)	Ivan Machado
2009-10	19	Diego Cubas	.559 (19-15)	Diego Cubas
2010-11	15	Alexander Kostanov	.441 (15-19)	A. Kostanov
2011-12	28	Andrew Adams	.737 (28-10)	Andrew Adams
2012-13	22	Kyle Koch	.769 (20-6)	Thiago Pinheiro
2013-14	27	Andrew Schafer	.730 (27-10)	Andrew Schafer
2014-15	26	Kyle Koch	.714 (20-8)	Harrison O'Keefe
2015-16	31	Harrison O'Keefe	.705 (31-13)	Harrison O'Keefe
2016-17	28	Andrew Schafer	.683 (28-13)	Andrew Schafer

*Tiebreaks include seven-point and 10-point tiebreakers.

INDIVIDUAL DOUBLES RECORDS

Matches Won

Career: 91 by Kyle Koch, 2012-15
 In Dual: 64 by Kyle Koch, 2012-15
 In SEC: 25 by Kyle Koch, 2012-15
 Season: 34 by Stephane Simian in 1988-89
 In Dual: 20 by Tom Eklund in 2005-06
 In SEC: 8 by Andrew Adams in 2013-14
 8 by Kyle Koch in 2013-14
 8 by Olof Akesson in 1997-98
 8 by Guillaume Legat in 1997-98
 8 by Robert Wojcik in 1996-97
 8 by Maxsy Jimenez in 1993-94
 8 by Jimmy Panagopoulos in 1993-94

Winning Percentage

Career: .903 (65-7) by Steve Geller, 1973-76
 In Dual: .697 (46-20) by Andrew Adams, 2012-15
 In SEC: .643 (18-10) by Andrew Adams, 2012-15
 Season: .920 (23-2) by Phil Dukes in 1974-75
 .920 (23-2) by Steve Geller in 1974-75
 In Dual: .762 (16-5) by Robert Wojcik in 1996-97
 .762 (16-5) by Ken Diller in 1988-89
 .762 (16-5) by Stephane Simian in 1988-89
 In SEC: .800 (8-2) by Robert Wojcik in 1996-97

Matches Played

Career: 144 by Kyle Koch, 2012-15
 In Dual: 102 by Kyle Koch, 2012-15
 In SEC: 45 by Kyle Koch, 2012-15
 Season: 49 by Steve Longley in 1988-89

Matches Won by Class

Freshman: 26 by Kyle Koch in 2011-12
 26 by Vladimir Pavicevic in 1997-98
 Sophomore: 33 by Erick Sydow in 1988-89
 Junior: 34 by Stephane Simian in 1988-89
 Senior: 29 by Steve Longley in 1988-89

Winning Percentage by Class

Freshman: .846 (22-4) by Andreas Hufschmid in 1972-73
 .846 (22-4) by Jeff Kefalos in 1972-73
 Sophomore: .920 (23-2) by Phil Dukes in 1974-75
 Junior: .920 (23-2) by Steve Geller in 1974-75
 Senior: .815 (22-5) by Brian McDonald in 1980-81

Career

Matches Won

Player	Wins
1. Kyle Koch (2012-15)	91
2. Olof Akesson (1997-2000)	87
3. Jeff Kefalos (1973-76)	81
4. Jerome Jourdon (1997-2000)	77
5. Erick Sydow (1988-91)	75
6. Steve Longley (1986-89)	72
Jeff Hull (1975-78)	72
8. Richard Ashby (1983-86)	69
Phil Dukes (1975-77)	69
10. Jaime Cuellar (2005-09)	65
Tom Eklund (2003-06)	65
Steve Geller (1973-76)	65
13. Ivan Machado (2009-12)	63
Guillaume Legat (1998-2001)	63
Louie Gloria (1988-91)	63
Arthur Anastopoulo (1977-80)	63
17. Jimmy Panagopoulos (1991-95)	62
18. <i>Harrison O'Keefe (2015-present)</i>	61
Geraldo Knorr (2003-06)	61
20. Thiago Pinheiro (2012-15)	60
Pedro Campos (2007-10)	60
Andreas Hufschmid (1973-76)	60

Winning Percentage (Min. 70 matches played)

Player	W-L	Pct.
1. Steve Geller (1973-76)	65-7	.903
2. Jeff Kefalos (1973-76)	81-15	.844
3. Phil Dukes (1975-77)	69-14	.831
4. Jeff Hull (1975-78)	72-15	.828
5. Sterling Cooke (1982-85)	55-20	.733
6. Louie Gloria (1988-91)	63-24	.724
7. Stephane Simian (1989-90)	52-21	.712
8. Andreas Hufschmid (1973-76)	60-27	.690
9. Arthur Anastopoulo (1977-80)	63-29	.685
10. Ken Diller (1987-89)	52-24	.684
11. Brian Barker (1984-87)	52-26	.667
12. Ulf Petterson (1979-82)	52-27	.658
13. Andrew Adams (2012-15)	53-28	.654
14. Jan Sandberg (1985-87)	58-33	.637
15. Kyle Koch (2012-15)	91-53	.632
16. Olof Akesson (1997-2000)	87-51	.630
17. Erick Sydow (1988-91)	75-44	.630
18. Richard Ashby (1983-86)	69-43	.616
19. Jose Frontera (1990-94)	51-32	.614
20. Harry Sy (1986-88)	44-28	.611

INDIVIDUAL DOUBLES RECORDS

Matches Played

Player	Matches
1. Kyle Koch (2012-15)	144
2. Olof Akesson (1997-2000)	138
3. Jerome Jourdon (1997-2000)	134
4. Ivan Machado (2009-12)	128
5. Chip Cox (2011-14)	123
Steve Longley (1986-89)	123
7. Erick Sydow (1988-91)	119
8. Guillaume Legat (1998-2001)	116
9. Tom Eklund (2003-06)	113
10. Richard Ashby (1983-86)	112
11. Thiago Pinheiro (2012-15)	111
Pedro Campos (2007-10)	111
13. Jimmy Panagopoulos (1991-95)	110
14. Jaime Cuellar (2005-09)	108
15. Ben Atkinson (2002-05)	107
16. Geraldo Knorr (2003-06)	105
17. Ben Cook (1992-95)	104
18. Marcus Westman (2001-04)	102
19. Johannes Pulsfort (2008-11)	97
20. Jeff Kefalos (1973-76)	96

Season

Matches Won

Player	Wins
1. Stephane Simian (1988-89)	34
2. Erick Sydow (1988-89)	33
3. Louie Gloria (1988-89)	30
4. Olof Akesson (1997-98)	29
Steve Longley (1988-89)	29
6. Juan Gamboa (1998-99)	27
Robert Wojcik (1996-97)	27
8. Kyle Koch (2011-12)	26
Vladimir Pavicevic (1997-98)	26
Ken Diller (1986-87)	26
11. Jaime Cuellar (2004-05)	25
Jan Sandberg (1986-87)	25
Phil Dukes (1975-76)	25
14. Kyle Koch (2014-15)	24
Olof Akesson (1998-99)	24
Dave Hopper (1989-90)	24
17. Jerome Jourdon (1997-98)	23
Ken Diller (1988-89)	23
Phil Dukes (1974-75)	23
Steve Geller (1974-75)	23

Winning Percentage (Min. 20 matches played)

Player	W-L	Pct.
1. Phil Dukes (1974-75)	23-2	.920
Steve Geller (1974-75)	23-2	.920
3. Jeff Hull (1975-76)	21-3	.875
Jeff Kefalos (1975-76)	21-3	.875
5. Jeff Hull (1974-75)	20-3	.870
Jeff Kefalos (1974-75)	20-3	.870
7. Andreas Hufschmid (1972-73)	22-4	.846
Jeff Kefalos (1972-73)	22-4	.846
9. Trevor Raal (1981-82)	20-4	.833
Phil Dukes (1975-76)	25-5	.833
11. Brian McDonald (1980-81)	22-5	.815
12. Sterling Cooke (1981-82)	21-5	.808
13. Chris Mayotte (1975-76)	16-4	.800
14. Harry Sy (1986-87)	18-5	.783
Jeff Hull (1977-78)	18-5	.783
Jeff Kefalos (1973-74)	18-5	.783
17. Daron Roberts (1980-81)	21-6	.778
18. Chuck Hodgins (1980-81)	20-6	.769
19. Olof Akesson (1997-98)	29-9	.763
20. Chuck Hodgins (1977-78)	16-5	.762

Matches Played

Player	Matches
1. Steve Longley (1988-89)	49
2. Juan Gamboa (1998-99)	47
3. Stephane Simian (1988-89)	46
4. Erick Sydow (1988-89)	44
5. Jerome Jourdon (1998-99)	43
6. Olof Akesson (1998-99)	42
7. Louie Gloria (1988-89)	40
8. Guillaume Legat (1998-99)	39
9. Kyle Koch (2011-12)	38
Jaime Cuellar (2004-05)	38
Olof Akesson (1997-98)	38
Ken Diller (1986-87)	38
13. Harrison O'Keefe (2016-17)	37
Richard Ashby (1985-86)	37
15. Kyle Koch (2014-15)	36
Kyle Koch (2013-14)	36
Chip Cox (2011-12)	36
Ivan Machado (2008-09)	36
Vladimir Pavicevic (1997-98)	36
Robert Wojcik (1996-97)	36

Dual Match Career (Since 1984-85)

Matches Won

Player	Wins
1. Kyle Koch (2012-15)	64
Tom Eklund (2003-06)	56
3. Olof Akesson (1997-2000)	55
4. Jaime Cuellar (2005-09)	53
Jerome Jourdon (1997-2000)	53
6. Geraldo Knorr (2003-06)	50
7. Thiago Pinheiro (2012-15)	47
8. Andrew Adams (2012-15)	46
Chip Cox (2011-14)	46
10. Ben Atkinson (2002-05)	45
Harrison O'Keefe (2014-present)	45

INDIVIDUAL DOUBLES RECORDS

Winning Percentage (Min. 50 matches played)

Player	W-L	Pct.
1. Andrew Adams (2012-15)	46-20	.697
2. Harrison O'Keefe (2014-present)	45-25	.643
3. Jan Sandberg (1985-87)	34-19	.642
4. Kyle Koch (2012-15)	46-38	.627
5. Jaime Cuellar (2005-09)	53-35	.602
6. Geraldo Knorr (2003-06)	50-35	.588
7. Olof Akesson (1997-2000)	55-39	.585
8. Andrew Schafer (2013-17)	35-25	.583
Tom Eklund (2003-06)	56-40	.583
10. Diego Cubas (2008-10)	34-25	.576
11. Jerome Jourdon (1997-2000)	53-39	.576

Matches Played

Player	Matches
1. Kyle Koch (2012-15)	102
2. Chip Cox (2011-14)	96
Tom Eklund (2003-06)	96
4. Olof Akesson (1997-2000)	94
5. Jerome Jourdon (1997-2000)	92
6. Ivan Machado (2009-12)	91
7. Guillaume Legat (1998-2001)	89
8. Thiago Pinheiro (2012-15)	88
Jaime Cuellar (2005-09)	88
10. Geraldo Knorr (2003-06)	85

Dual Match Season (Since 1984-85)

Matches Won

Player	Wins
1. Andrew Schafer (2016-17)	20
Tom Eklund (2005-06)	20
3. Kyle Koch (2011-12)	19
Olof Akesson (1997-98)	19
Guillaume Legat (1997-98)	19
6. Harrison O'Keefe (2016-17)	18
Yancy Dennis (2016-17)	18
Jaime Cuellar (2004-05)	18
9. Andrew Adams (2013-14)	17
Jerome Jourdon (1997-98)	17

Winning Percentage (Min. 20 matches played)

Player	W-L	Pct.
1. Robert Wojcik (1996-97)	16-5	.762
Ken Diller (1988-89)	16-5	.762
Stephane Simian (1988-89)	16-5	.762
4. Olof Akesson (1997-98)	19-6	.760
Guillaume Legat (1997-98)	19-6	.760
6. Vladimir Pavicevic (1997-98)	16-6	.727
Erick Sydow (1988-89)	16-6	.727
8. Tom Eklund (2005-06)	20-8	.714
Maxsy Jimenez (1993-94)	15-6	.714
Jimmy Panagopoulos (1993-94)	15-6	.714

SEC Dual Match Career (Since 1991-92)

Matches Won

Player	Wins
1. Kyle Koch (2012-15)	25
2. Olof Akesson (1997-2000)	20
Jimmy Panagopoulos (1992-95)	20
4. Andrew Adams (2012-15)	18
5. Chip Cox (2011-14)	17
Tom Eklund (2003-06)	17
Guillaume Legat (1998-2001)	17
Jerome Jourdon (1997-2000)	17
9. Thiago Pinheiro (2012-15)	16
Maxsy Jimenez (1994-96)	16

Winning Percentage (Min. 25 matches played)

Player	W-L	Pct.
1. Andrew Adams (2012-15)	18-10	.643
2. Kyle Koch (2012-15)	25-20	.556
3. Jimmy Panagopoulos (1992-95)	20-17	.541
4. Maxsy Jimenez (1994-96)	16-15	.516
5. Andrew Schafer (2014-17)	14-14	.500
Olof Akesson (1997-2000)	20-20	.500
7. Diego Cubas (2008-10)	14-15	.483
8. Jaime Cuellar (2005-09)	14-17	.452
9. Tom Eklund (2003-06)	17-21	.447
10. Chip Cox (2011-14)	17-23	.425
Guillaume Legat (1998-2001)	17-23	.425
Jerome Jourdon (1997-2000)	17-23	.425

Matches Played

Player	Matches
1. Kyle Koch (2012-15)	45
2. Ivan Machado (2009-12)	42
3. Chip Cox (2011-14)	40
Pedro Campos (2007-10)	40
Guillaume Legat (1998-2001)	40
Olof Akesson (1997-2000)	40
Jerome Jourdon (1997-2000)	40
8. Thiago Pinheiro (2012-15)	38
Tom Eklund (2003-06)	38
Carl Wermee (2001-04)	38

SEC Dual Match Season (Since 1991-92)

Matches Won

Player	Wins
1. Andrew Adams (2013-14)	8
Kyle Koch (2013-14)	8
Olof Akesson (1997-98)	8
Guillaume Legat (1997-98)	8
Robert Wojcik (1996-97)	8
Maxsy Jimenez (1993-94)	8
Jimmy Panagopoulos (1993-94)	8
8. Yancy Dennis (2016-17)	7
Gabriel Friedrich (2016-17)	7
Harrison O'Keefe (2016-17)	7
Andrew Schafer (2016-17)	7
Kyle Koch (2012-13)	7
Harry Menzies (2012-13)	7
Robert Steckley (1999-2000)	7
Olof Akesson (1996-97)	7

INDIVIDUAL DOUBLES RECORDS

Winning Percentage (Min. 8 matches played)

Player	W-L	Pct.
1. Robert Wojcik (1996-97)	8-2	.800
2. Carl Eiguez (2011-12)	6-2	.750
Tom Eklund (2004-05)	6-2	.750
4. Olof Akesson (1997-98)	8-3	.727
Guillaume Legat (1997-98)	8-3	.727
Maxsy Jimenez (1993-94)	8-3	.727
Jimmy Panagopoulos (1993-94)	8-3	.727
8. Robert Steckley (1999-2000)	7-3	.700
9. Andrew Adams (2013-14)	8-4	.667
Kyle Koch (2013-14)	8-4	.667
Jaime Cuellar (2004-05)	6-3	.667
Jerome Jourdon (1999-2000)	6-3	.667

Year-by-Year Individual Doubles Leaders

Season	Wins	Player	Pct. (W-L)	Player
1971-72	13	Tom Collins	.619 (13-8)	Tom Collins
	13	Art Kamm	.619 (13-8)	Art Kamm
1972-73	22	Andreas Hufschmid	.846 (22-4)	A. Hufschmid
	22	Jeff Kefalos	.846 (22-4)	Jeff Kefalos
1973-74	21	Phil Dukes	.783 (18-5)	Jeff Kefalos
1974-75	23	Phil Dukes	.920 (23-2)	Phil Dukes
	23	Steve Geller	.920 (23-2)	Steve Geller
1975-76	25	Phil Dukes	.875 (21-3)	Jeff Hull
			.875 (21-3)	Jeff Kefalos
1976-77	13	Arthur Anastopoulo	<i>No players with min. 20 matches</i>	
	13	Jeff Hull		
1977-78	18	Arthur Anastopoulo	.783 (18-5)	Jeff Hull
	18	Jeff Hull		
1978-79	17	Arthur Anastopoulo	.680 (17-8)	A. Anastopoulo
	17	Chris Mayotte	.680 (17-8)	Chris Mayotte
1979-80	17	Peter MacDonald	.739 (17-6)	Peter MacDonald
	17	Brian McDonald	.739 (17-6)	Brian McDonald
1980-81	22	Brian McDonald	.815 (22-5)	Brian McDonald
1981-82	21	Sterling Cooke	.833 (20-4)	Trevor Raal
1982-83	12	Sterling Cooke	.550 (11-9)	Richard Ashby
	12	Trevor Raal	.550 (11-9)	Zoran Petkovic
1983-84	22	Ricardo Acioly	.688 (22-10)	Ricardo Acioly
	22	Richard Ashby	.688 (22-10)	Richard Ashby
1984-85	17	David Tremaine	.680 (17-8)	David Tremaine
1985-86	22	Richard Ashby	.607 (17-11)	Dave Delseni
1986-87	26	Ken Diller	.783 (18-5)	Harry Sy
1987-88	16	Harry Sy	.652 (15-8)	Steve Longley
1988-89	34	Stephane Simian	.750 (33-11)	Erick Sydow
			.750 (30-10)	Louie Gloria
1989-90	24	Dave Hopper	.706 (24-10)	Dave Hopper
1990-91	20	Dirk Hahneiser	.625 (20-12)	Dirk Hahneiser

Season	Wins	Player	Pct. (W-L)	Player
1991-92	12	Jimmy Panagopoulos	.545 (12-10)	J. Panagopoulos
1992-93	21	Jose Frontera	.656 (21-11)	Jose Frontera
1993-94	20	Jose Frontera	.680 (17-8)	J. Panagopoulos
1994-95	19	Maxsy Jimenez	.600 (12-8)	Jorge Esqueda
	19	Jimmy Panagopoulos		
1995-96	16	Robert Wojcik	.667 (16-8)	Robert Wojcik
1996-97	27	Robert Wojcik	.750 (27-9)	Robert Wojcik
1997-98	29	Olof Akesson	.763 (29-9)	Olof Akesson
1998-99	27	Juan Gamboa	.574 (27-20)	Juan Gamboa
1999-00	18	Robert Steckley	.600 (18-12)	Robert Steckley
2000-01	9	David Nelson	.400 (8-12)	Guillaume Legat
	9	Rodrigo Pacheco		
2001-02	19	Ben Atkinson	.576 (19-14)	Ben Atkinson
	19	David Nelson		
2002-03	15	Angelo Niculescu	.652 (15-8)	Seth Rose
	15	Seth Rose		
2003-04	18	Carl Wermee	.556 (15-12)	Tom Eklund
2004-05	25	Jaime Cuellar	.658 (25-13)	Jaime Cuellar
2005-06	20	Jaime Cuellar	.714 (20-8)	Tom Eklund
	20	Tom Eklund		
2006-07	18	Pedro Campos	.621 (18-11)	Pedro Campos
2007-08	11	Pedro Campos	.476 (10-11)	Yevgeny Supeko
2008-09	21	Diego Cubas	.677 (21-10)	Johannes Pulsfort
	21	Johannes Pulsfort		
2009-10	20	Diego Cubas	.652 (15-8)	Pedro Campos
2010-11	11	Alexander Kostanov	.409 (9-13)	Chip Cox
2011-12	26	Kyle Koch	.684 (26-12)	Kyle Koch
2012-13	22	Kyle Koch	.655 (19-10)	Harry Menzies
2013-14	19	Kyle Koch	.630 (17-10)	Andrew Adams
	19	Tsvetan Mihov		
2014-15	24	Kyle Koch	.760 (19-6)	Andrew Adams
2015-16	19	Harrison O'Keefe	.565 (13-10)	Yancy Dennis
2016-17	23	Harrison O'Keefe	.690 (20-9)	Andrew Schaffer

INDIVIDUAL COMBINED RECORDS

Matches Won

Career: 196 by Steve Longley, 1986-89
 In Dual: 126 by Jerome Jourdon, 1997-2000
 In SEC: 45 by Guillaume Legat, 1998-2001
 45 by Olof Akesson, 1997-2000
 Season: 86 by Stephane Simian in 1988-89
 In Dual: 40 by Jaime Cuellar in 2004-05
 40 by Guillaume Legat in 1997-98
 In SEC: 17 by Olof Akesson in 1996-97

Winning Percentage

Career: .860 (185-30) by Jeff Kefalos, 1973-76
 In Dual: .767 (66-20) by Stephane Simian, 1989-90
 In SEC: .549 (45-37) by Olof Akesson, 1997-2000
 Season: .902 (55-6) by Phil Dukes in 1975-76
 In Dual: .818 (36-8) by Olof Akesson in 1996-97
 In SEC: .773 (17-5) by Olof Akesson in 1996-97

Matches Played

Career: 314 by Steve Longley, 1986-89
 In Dual: 196 by Tom Eklund, 2003-06
 In SEC: 83 by Guillaume Legat, 1998-2001
 Season: 115 by Steve Longley in 1988-89
 In Dual: 58 by Vladimir Pavicevic in 1998-99

Matches Won by Class

Freshman: 63 by Vladimir Pavicevic in 1997-98
 Sophomore: 60 by Louie Gloria in 1988-89
 Junior: 86 by Stephane Simian in 1988-89
 Senior: 71 by Steve Longley in 1988-89

Winning Percentage by Class

Freshman: .875 (49-7) by Andreas Hufschmid in 1972-73
 Sophomore: .882 (45-6) by Phil Dukes in 1974-75
 Junior: .902 (55-6) by Phil Dukes in 1975-76
 Senior: .893 (50-6) by Jeff Kefalos in 1975-76

Career

Matches Won

Player	Wins
1. Steve Longley (1986-89)	196
2. Olof Akesson (1997-2000)	191
3. Jerome Jourdon (1997-2000)	189
4. Jeff Kefalos (1973-76)	185
5. Guillaume Legat (1998-2001)	178
6. Kyle Koch (2012-15)	176
7. Richard Ashby (1983-86)	167
8. Louie Gloria (1988-91)	162
9. Jorge Esqueda (1994-97)	158
10. Andrew Schafer (2013-17)	153
Andreas Hufschmid (1973-76)	155
12. Stephane Simian (1989-90)	153
13. Jeff Hull (1975-76)	152
14. Brian Barker (1984-87)	151
15. Mark Palus (1990-93)	150
16. Erick Sydow (1988-91)	149
17. Pedro Campos (2007-10)	144
Phil Dukes (1974-77)	144
19. Chris Mayotte (1976-79)	143
20. Tom Eklund (2003-06)	139
Arthur Anastopoulo (1977-80)	139

Winning Percentage (Min. 150 matches played)

Player	W-L	Pct.
1. Jeff Kefalos (1973-76)	185-30	.860
2. Phil Dukes (1974-77)	144-25	.852
3. Jeff Hull (1975-78)	152-32	.826
4. Stephane Simian (1989-90)	153-46	.769
5. Chris Mayotte (1976-79)	143-43	.769
6. Andreas Hufschmid (1973-76)	155-53	.745
7. Chuck Hodgins (1978-81)	118-45	.724
8. Trevor Raal (1980-83)	126-50	.716
9. Sterling Cooke (1982-85)	108-48	.692
10. Louie Gloria (1988-91)	162-73	.689
11. Arthur Anastopoulo (1977-80)	139-66	.678
12. Brian Barker (1984-87)	151-75	.668
13. Guillaume Legat (1998-2001)	178-89	.667
14. Zoran Petkovic (1981-84)	132-66	.667
15. Olof Akesson (1997-2000)	191-97	.663
16. Jorge Esqueda (1994-97)	158-81	.661
17. Richard Ashby (1983-86)	167-87	.657
Dave Delseni (1985-87)	109-57	.657
19. Ken Diller (1987-89)	107-57	.652
Mark Palus (1990-93)	150-80	.652
Jerome Jourdon (1997-2000)	189-101	.652

Matches Played

Player	Matches
1. Steve Longley (1986-89)	314
2. Jerome Jourdon (1997-2000)	290
3. Olof Akesson (1997-2000)	288
4. Kyle Koch (2012-15)	281
5. Guillaume Legat (1998-2001)	267
6. Jimmy Panagopoulos (1991-95)	255
7. Richard Ashby (1983-86)	254
8. Ivan Machado (2009-12)	253
9. Chip Cox (2011-14)	252
10. Andrew Schafer (2013-17)	246
11. Erick Sydow (1988-91)	243
12. Tom Eklund (2003-06)	240
13. Jorge Esqueda (1994-97)	239
14. Pedro Campos (2007-10)	237
15. Louie Gloria (1988-91)	235
16. Mark Palus (1990-93)	230
17. Brian Barker (1984-87)	226
18. Marcus Westman (2001-04)	219
Ben Cook (1992-95)	219
20. Thiago Pinheiro (2012-15)	215
Ben Atkinson (2002-05)	215
Jeff Kefalos (1973-76)	215

INDIVIDUAL COMBINED RECORDS

Season

Matches Won

Player	Wins
1. Stephane Simian (1988-89)	86
2. Steve Longley (1988-89)	71
3. Stephane Simian (1989-90)	67
4. Vladimir Pavicevic (1997-98)	63
5. Louie Gloria (1988-89)	60
6. Ken Diller (1986-87)	59
7. Dave Hopper (1989-90)	58
Steve Longley (1986-87)	58
9. Olof Akesson (1998-99)	57
Jerome Jourdon (1998-99)	57
Olof Akesson (1997-98)	57
13. Jerome Jourdon (1997-98)	56
Louie Gloria (1989-90)	56
15. Juan Gamboa (1998-99)	55
Guillaume Legat (1998-99)	55
Phil Dukes (1975-76)	55
18. Erick Sydow (1988-89)	54
19. Jaime Cuellar (2004-05)	53
20. Keith Brill (1996-97)	52

Winning Percentage (Min. 50 matches played)

Player	W-L	Pct.
1. Phil Dukes (1975-76)	55-6	.902
2. Jeff Kefalos (1975-76)	50-6	.893
3. Phil Dukes (1974-75)	45-6	.882
4. Andreas Hufschmid (1972-73)	49-7	.875
5. Jeff Kefalos (1972-73)	48-7	.873
6. Brian Barker (1983-84)	45-9	.833
7. Brian McDonald (1980-81)	42-9	.824
8. Olof Akesson (1996-97)	48-11	.814
9. Chuck Hodgins (1980-81)	44-11	.800
Daron Roberts (1980-81)	44-11	.800
11. Jeff Kefalos (1973-74)	44-12	.786
12. Guillaume Legat (1997-98)	50-14	.781
13. Stephane Simian (1988-89)	86-25	.775
14. Sterling Cooke (1981-82)	41-12	.774
15. Steve Geller (1974-75)	39-12	.765
16. Stephane Simian (1989-90)	67-21	.761
17. Chris Mayotte (1977-78)	37-13	.740
Phil Dukes (1973-74)	37-13	.740
19. Brian McDonald (1979-80)	38-14	.731
20. Trevor Raal (1981-82)	37-14	.725
Arthur Anastopoulou (1977-78)	37-14	.725

Matches Played

Player	Matches
1. Steve Longley (1988-89)	115
2. Stephane Simian (1988-89)	111
3. Louie Gloria (1988-89)	93
4. Jerome Jourdon (1998-99)	91
Vladimir Pavicevic (1997-98)	91
6. Juan Gamboa (1998-99)	90
7. Olof Akesson (1998-99)	88
Dave Hopper (1989-90)	88
Stephane Simian (1989-90)	88
10. Ken Diller (1986-87)	87
11. Keith Brill (1996-97)	85
12. Guillaume Legat (1998-99)	83
13. Steve Longley (1986-87)	82
14. Olof Akesson (1997-98)	81
15. Harrison O'Keefe (2016-17)	80
Dirk Hahneiser (1990-91)	80
Jan Sandberg (1986-87)	80
Richard Ashby (1985-86)	80
19. Harrison O'Keefe (2015-16)	79
Louie Gloria (1989-90)	79

Dual Match Career (Since 1984-85)

Matches Won

Player	Wins
1. Jerome Jourdon (1997-2000)	126
2. Olof Akesson (1997-2000)	125
3. Kyle Koch (2012-15)	124
4. Tom Eklund (2003-06)	115
5. Guillaume Legat (1998-2001)	113
6. Jaime Cuellar (2005-09)	104
7. Jorge Esqueda (1994-97)	101
8. Pedro Campos (2007-10)	99
9. Geraldo Knorr (2003-06)	97
10. Andrew Adams (2012-15)	96
Chip Cox (2011-14)	96
Ben Atkinson (2002-05)	96

Winning Percentage (Min. 80 matches played)

Player	W-L	Pct.
1. Stephane Simian (1989-90)	66-20	.767
2. Jerome Jourdon (1997-2000)	126-64	.663
3. Olof Akesson (1997-2000)	125-64	.661
4. Andrew Schafer (2014-17)	66-34	.660
5. Jorge Esqueda (1994-97)	101-53	.656
6. Harrison O'Keefe (2015-Present)	76-40	.655
7. Robert Wojcik (1996-97)	57-32	.640
8. Kyle Koch (2012-15)	124-70	.639
9. Ken Diller (1987-89)	56-32	.636
10. Louie Gloria (1988-91)	51-31	.622
11. Guillaume Legat (1998-2001)	113-69	.621

Matches Played

Player	Matches
1. Tom Eklund (2003-06)	196
2. Kyle Koch (2012-15)	194
3. Chip Cox (2011-14)	191
4. Jerome Jourdon (1997-2000)	190
5. Olof Akesson (1997-2000)	189
6. Guillaume Legat (1998-2001)	182
7. Ivan Machado (2009-12)	176
Marcus Westman (2001-04)	176
9. Jaime Cuellar (2005-09)	172
10. Pedro Campos (2007-10)	169

INDIVIDUAL COMBINED RECORDS

Dual Match Season Leaders (Since 1984-85)

Matches Won

Player	Wins
1. Jaime Cuellar (2004-05)	40
Guillaume Legat (1997-98)	40
3. Jerome Jourdon (1997-98)	39
Stephane Simian (1988-89)	39
5. Harrison O'Keefe (2016-17)	36
Olof Akesson (1997-98)	36
Olof Akesson (1996-97)	36
8. Tom Eklund (2003-04)	35
Olof Akesson (1998-99)	35
Richard Ashby (1984-85)	35

Winning Percentage (Min. 40 matches played)

Player	W-L	Pct.
1. Olof Akesson (1996-97)	36-8	.818
2. Stephane Simian (1988-89)	39-9	.813
3. Guillaume Legat (1997-98)	40-11	.784
4. Jerome Jourdon (1997-98)	39-11	.780
5. Pedro Campos (2009-10)	31-9	.775
6. Jaime Cuellar (2004-05)	40-14	.741
7. Andrew Schafer (2016-17)	30-11	.732
8. Richard Ashby (1984-85)	35-13	.729
9. Andrew Adams (2011-12)	29-11	.725
Jorge Esqueda (1995-96)	29-11	.725

Matches Played

Player	Matches
1. Vladimir Pavicevic (1998-99)	58
2. Geraldo Knorr (2004-05)	57
Pedro Rodrigues (2004-05)	57
4. Tom Eklund (2005-06)	55
Olof Akesson (1998-99)	55
Juan Gamboa (1998-99)	55
Jerome Jourdon (1998-99)	55
8. Harrison O'Keefe (2016-17)	54
Jaime Cuellar (2004-05)	54
10. Ben Atkinson (2004-05)	53

SEC Dual Match Career (Since 1991-92)

Matches Won

Player	Wins
1. Kyle Koch (2012-15)	48
2. Guillaume Legat (1998-2001)	45
Olof Akesson (1997-2000)	45
4. Jerome Jourdon (1997-2000)	41
5. Pedro Campos (2007-10)	37
6. Tom Eklund (2003-06)	36
Andrew Schafer (2014-17)	36
8. Andrew Adams (2012-15)	33
9. Maxsy Jimenez (1994-96)	32
10. Harrison O'Keefe (2015-present)	31
Thiago Pinheiro (2012-15)	31
Seth Rose (2000-03)	31
Jorge Esqueda (1994-97)	31
Jimmy Panagopoulos (1991-95)	31

Winning Percentage (Min. 50 matches played)

Player	W-L	Pct.
1. Kyle Koch (2012-15)	48-33	.593
2. Olof Akesson (1997-2000)	45-37	.549
3. Harrison O'Keefe (2015-present)	31-26	.544
4. Maxsy Jimenez (1994-96)	32-27	.542
Guillaume Legat (1998-2001)	45-38	.542
6. Andrew Schafer (2014-17)	36-33	.522
7. Andrew Adams (2012-15)	33-32	.508
8. Jerome Jourdon (1997-2000)	41-40	.506
9. Johan Sandberg (1992-94)	26-26	.500
10. Jorge Esqueda (1994-97)	31-34	.477

Matches Played

Player	Matches
1. Guillaume Legat (1998-2001)	83
2. Ivan Machado (2009-12)	82
Olof Akesson (1997-2000)	82
4. Kyle Koch (2012-15)	81
Chip Cox (2011-14)	81
Pedro Campos (2007-10)	81
Tom Eklund (2003-06)	81
Jerome Jourdon (1997-2000)	81
9. Jimmy Panagopoulos (1992-95)	80
10. Marcus Westman (2001-04)	79

SEC Dual Match Season (Since 1991-92)

Matches Won

Player	Wins
1. Olof Akesson (1996-97)	17
2. Kyle Koch (2013-14)	16
Kyle Koch (2012-13)	16
4. Andrew Schafer (2016-17)	15
Pedro Campos (2009-10)	15
Maxsy Jimenez (1993-94)	15
7. Harrison O'Keefe (2016-17)	14
Guillaume Legat (1998-99)	14
Guillaume Legat (1997-98)	14
10. Olof Akesson (1997-98)	13
Jerome Jourdon (1997-98)	13

Winning Percentage (Min. 15 matches played)

Player	W-L	Pct.
1. Olof Akesson (1996-97)	17-5	.773
2. Kyle Koch (2013-14)	16-5	.762
3. Kyle Koch (2012-13)	16-6	.727
4. Pedro Campos (2009-10)	15-6	.714
5. Maxsy Jimenez (1993-94)	15-7	.682
6. Andrew Schafer (2016-17)	15-8	.652
7. Andrew Schafer (2014-15)	11-6	.647
8. Guillaume Legat (1998-99)	14-8	.636
Guillaume Legat (1997-98)	14-8	.636
10. Tom Eklund (2004-05)	12-7	.632

INDIVIDUAL COMBINED RECORDS

Year-by-Year Combined Leaders

Season	Wins	Player	Pct. (W-L)	Player
1971-72	32	Tom Collins	<i>No players with min. 50 matches</i>	
1972-73	49	Andreas Hufschmid	.875 (49-7)	A Hufschmid
1973-74	44	Jeff Kefalos	.786 (44-12)	Jeff Kefalos
1974-75	45	Phil Dukes	.882 (45-6)	Phil Dukes
1975-76	55	Phil Dukes	.902 (55-6)	Phil Dukes
1976-77	31	Arthur Anastopoulo	<i>No players with min. 50 matches</i>	
1977-78	38	Jeff Hull	.740 (37-13)	Chris Mayotte
1978-79	42	Arthur Anastopoulo	.689 (42-19)	A. Anastopoulo
	42	Chris Mayotte		
1979-80	38	Brian McDonald	.731 (38-14)	Brian McDonald
1980-81	44	Chuck Hodgins	.824 (42-9)	Brian McDonald
	44	Daron Roberts		
1981-82	41	Sterling Cooke	.774 (41-12)	Sterling Cooke
1982-83	32	Richard Ashby	.640 (32-18)	Zoran Petkovic
	32	Zoran Petkovic		
	32	Trevor Raal		
1983-84	49	Richard Ashby	.833 (45-9)	Brian Barker
1984-85	41	Richard Ashby	.719 (41-16)	Richard Ashby
1985-86	48	Brian Barker	.667 (42-21)	Dave Delseni
1986-87	59	Ken Diller	.707 (58-24)	Steve Longley
1987-88	39	Steve Longley	.629 (39-23)	Steve Longley
1988-89	86	Stephane Simian	.775 (86-25)	Stephane Simian
1989-90	67	Stephane Simian	.761 (67-21)	Stephane Simian
1990-91	51	Dirk Hahneiser	.691 (38-17)	Mark Palus
1991-92	44	Mark Palus	.667 (44-22)	Mark Palus
1992-93	35	Mark Palus	.614 (35-22)	Mark Palus
1993-94	38	Maxsy Jimenez	.679 (38-18)	Maxsy Jimenez
	38	Johan Sandberg		
1994-95	45	Maxsy Jimenez	.652 (45-24)	Maxsy Jimenez
1995-96	46	Jorge Esqueda	.708 (46-19)	Jorge Esqueda
1996-97	52	Keith Brill	.814 (48-11)	Olof Akesson
1997-98	63	Vladimir Pavicevic	.781 (50-14)	Guillaume Legat
1998-99	57	Olof Akesson	.663 (55-28)	Guillaume Legat
	57	Jerome Jourdon		
1999-00	40	Guillaume Legat	.614 (35-22)	Jerome Jourdon
2000-01	33	Guillaume Legat	.635 (33-19)	Guillaume Legat
2001-02	47	Marcus Westman	.671 (47-23)	Marcus Westman
2002-03	36	Ben Atkinson	.692 (36-16)	Ben Atkinson
	36	Angelo Niculescu		
2003-04	43	Geraldo Knorr	.644 (38-21)	Tom Eklund
2004-05	53	Jaime Cuellar	.679 (53-25)	Jaime Cuellar
2005-06	37	Jaime Cuellar	.607 (37-24)	Jaime Cuellar
2006-07	42	Pedro Campos	.636 (42-24)	Pedro Campos
2007-08	34	Pedro Campos	.531 (34-30)	Pedro Campos
2008-09	42	Diego Cubas	.641 (41-23)	Johannes Pulsfort
2009-10	39	Diego Cubas	.582 (39-28)	Diego Cubas
2010-11	26	Alexander Kostanov	.413 (26-37)	A. Kostanov
2011-12	46	Kyle Koch	.655 (38-20)	Andrew Adams
2012-13	44	Kyle Koch	.660 (35-18)	Thiago Pinheiro
2013-14	36	Kyle Koch	.642 (34-19)	Andrew Schafer
	36	Tsvetan Mihov		
2014-15	50	Kyle Koch	.685 (50-23)	Kyle Koch
2015-16	50	Harrison O'Keefe	.633 (50-29)	Harrison O'Keefe
2016-17	50	Harrison O'Keefe	.681 (47-22)	Andrew Schafer

DOUBLES TEAM RECORDS

Matches Won Career: 47 by Phil Dukes/Steve Geller (1974-76) Season: 26 by Louie Gloria/Erick Sydow in 1988-89	Matches Played Career: 64 by Louie Gloria/Erick Sydow (1988-91) Season: 35 by Louie Gloria/Erick Sydow (1988-89)
Winning Percentage Career: .872 (41-6) by Jeff Hull/Jeff Kefalos (1975-76) Season: .923 (12-1) by Phil Dukes/Steve Geller in 1975-76	Winning Streak 12 matches by Jaime Cuellar/Geraldo Knorr from Jan. 29 - Oct. 20, 2005

Career Leaders

Matches Won

Team	Wins
1. Phil Dukes/Steve Geller (1974-76)	47
2. Louie Gloria/Erick Sydow (1988-91)	46
3. Jeff Hull/Jeff Kefalos (1975-76)	41
4. Olof Akesson/Guillaume Legat (1998-2000)	34
Steve Longley/Harry Sy (1986-88)	34
Arthur Anastopoulo/Chris Mayotte (1978-79)	34
7. Andreas Hufschmid/Jeff Kefalos (1973-74)	33
8. Maxsy Jimenez/Jimmy Panagopoulos (1994-95)	32
Sterling Cooke/Trevor Raal (1982-83)	32
10. Richard Ashby/Jan Sandberg (1985-86)	30

Winning Percentage (Min. 20 matches played and two seasons)

Team	W-L	Pct.
1. Jeff Hull/Jeff Kefalos (1975-76)	41-6	.872
2. Phil Dukes/Steve Geller (1974-76)	47-7	.870
3. Andreas Hufschmid/Jeff Kefalos (1973-74)	33-7	.825
4. Sterling Cooke/Trevor Raal (1982-83)	32-10	.762
5. Andrew Adams/Kyle Koch (2012-15)	22-8	.733
6. Louie Gloria/Erick Sydow (1988-91)	46-18	.710
7. Arthur Anastopoulo/Chris Mayotte (1978-79)	34-14	.708
8. Ben Cook/Richard Lynch (1992-93)	19-10	.655
9. Maxsy Jimenez/Jimmy Panagopoulos (1994-95)	32-17	.653
10. Richard Ashby/Jan Sandberg (1985-86)	30-18	.625

Matches Played

Team	Matches
1. Louie Gloria/Erick Sydow (1988-91)	64
2. Olof Akesson/Guillaume Legat (1998-2000)	59
3. Steve Longley/Harry Sy (1986-88)	55
4. Phil Dukes/Steve Geller (1974-76)	54
5. Geraldo Knorr/Pedro Rodrigues (2004-06)	50
6. Maxsy Jimenez/Jimmy Panagopoulos (1994-95)	49
7. Jaime Cuellar/Tom Eklund (2005-06)	48
Richard Ashby/Jan Sandberg (1985-86)	48
Arthur Anastopoulo/Chris Mayotte (1978-79)	48
10. Jeff Hull/Jeff Kefalos (1975-76)	47

Season Leaders

Matches Won

Team	Wins
1. Louie Gloria/Erick Sydow (1988-89)	26
2. Ken Diller/Jan Sandberg (1986-87)	23
3. Ricardo Acioly/Richard Ashby (1983-84)	22
Andreas Hufschmid/Jeff Kefalos (1972-73)	22
5. Olof Akesson/Guillaume Legat (1997-98)	21
Jeff Hull/Jeff Kefalos (1975-76)	21
7. Jerome Jourdon/Vladimir Pavicevic (1997-98)	20
Olof Akesson/Robert Wojcik (1996-97)	20
Richard Ashby/Jan Sandberg (1985-86)	20
Sterling Cooke/Trevor Raal (1981-82)	20
Chuck Hodgkin/Daron Roberts (1980-81)	20
Phil Dukes/Steve Geller (1974-75)	20
Jeff Hull/Jeff Kefalos (1974-75)	20

Winning Percentage (Min. 10 matches played)

Team	W-L	Pct.
1. Phil Dukes/Steve Geller (1975-76)	21-1	.923
2. Phil Dukes/Steve Geller (1974-75)	20-2	.909
3. Jeff Hull/Jeff Kefalos (1975-76)	21-3	.875
4. Jeff Hull/Jeff Kefalos (1974-75)	20-3	.870
5. Chris Maoytte/Rip Trammell (1975-76)	12-2	.857
6. Andreas Hufschmid/Jeff Kefalos (1972-73)	22-4	.846
7. Andrew Adams/Kyle Koch (2014-15)	10-2	.833
Sterling Cooke/Trevor Raal (1981-82)	20-4	.833
9. Phil Dukes/Clyde Skaflestad (1975-76)	9-2	.818
10. Steve Longley/Harry Sy (1986-87)	13-3	.813

Matches Played

Team	Matches
1. Louie Gloria/Erick Sydow (1988-89)	35
2. Richard Ashby/Jan Sandberg (1985-86)	34
3. Ben Atkinson/David Nelson (2001-02)	33
4. Jose Frontera/Johan Sandberg (1993-94)	32
Ricardo Acioly/Richard Ashby (1983-84)	32
6. Ken Diller/Jan Sandberg (1986-87)	31
7. Jaime Cuellar/Tom Eklund (2004-05)	30
8. Thomas Mayronne/Harrison O'Keefe (2014-15)	29
Ben Atkinson/Carl Wermee (2003-04)	29
Angelo Niculescu/Marcus Westman (2001-02)	29
Jerome Jourdon/Vladimir Pavicevic (1997-98)	29

DOUBLES TEAM RECORDS

Win Streak

Team	Matches
1. Jaime Cuellar/Geraldo Knorr (1/29-10/20/05)	12
2. Louie Gloria/Erick Sydow (10/28/88-2/3/89)	11
3. Carl Eiguez/Kyle Koch (2/25-4/1/12)	9
Tom Eklund/Marcus Westman (1/31-2/28/04)	9
5. Geraldo Knorr/Pedro Rodrigues (1/31-2/28/04)	8
Dave Hopper/Stephane Simian (10/26/89-2/4/90)	8
Sterling Cooke/David Tremaine (3/12-4/3/85)	8
8. Nick Jones/Kyle Koch (1/14-2/4/12)	7
Pedro Campos/Yevgeny Supeko (11/4/06-2/10/07)	7
Jaime Cuellar/Tom Eklund (1/28-2/17/06)	7
Olof Akesson/Guillaume Legat (1/16-2/22/98)	7
Maxsy Jimenez/Robert Wojcik (1/25-3/5/96)	7
Jimmy Panagopoulos/Johan Sandberg (9/19/91-2/21/92)	7
Ken Diller/Stephane Simian (3/19-5/12/89)	7
Ken Diller/Jan Sandberg (4/6-4/25/87)	7
Ken Diller/Jan Sandberg (10/3-11/22/86)	7

FRESHMAN RECORDS

Singles

Matches Won:	37 by Vladimir Pavicevic in 1997-98
In Dual:	22 by Jaime Cuellar in 2004-05
In SEC:	10 by Olof Akesson in 1996-97
Vs. Ranked:	15 by Vladimir Pavicevic in 1997-98
Three-Sets:	12 by Vladimir Pavicevic in 1997-98
Tiebreaks:	9 by Jaime Cuellar in 2004-05
Winning %age:	.900 (27-3) by Olof Akesson in 1996-97
	.900 (27-3) by Andreas Hufschmid in 1972-73
In Dual:	.955 (21-1) by Olof Akesson in 1996-97
In SEC:	.909 (10-1) by Olof Akesson in 1996-97
Win Streak:	22 by Andreas Hufschmid, 2/4/73-4/9/73

Doubles

Matches Won:	26 by Kyle Koch in 2011-12
	26 by Vladimir Pavicevic in 1997-98
In Dual:	19 by Kyle Koch in 2011-12
	19 by Guillaume Legat in 1997-98
In SEC:	8 by Guillaume Legat in 1997-98
Winning %age:	.846 (22-4) by Andreas Hufschmid in 1972-73
	.846 (22-4) by Jeff Kefalos in 1972-73
In Dual:	.760 (19-6) by Guillaume Legat in 1997-98
In SEC:	.750 (6-2) by Carl Eguez in 2011-12

Combined

Matches Won:	63 by Vladimir Pavicevic in 1997-98
In Dual:	40 by Jaime Cuellar in 2004-05
	40 by Guillaume Legat in 1997-98
In SEC:	17 by Olof Akesson in 1996-97
Winning %age:	.875 (49-7) by Andreas Hufschmid in 1972-73
In Dual:	.818 (36-8) by Olof Akesson in 1996-97
In SEC:	.773 (17-5) by Olof Akesson in 1996-97

Singles

Overall Matches Won

Player	Wins
1. Vladimir Pavicevic (1997-98)	37
2. P.J. Langone (1989-90)	32
3. Brian Barker (1983-84)	29
4. Andrew Adams (2011-12)	28
Jaime Cuellar (2004-05)	28
Guillaume Legat (1997-98)	28
7. Andrew Schafer (2013-14)	27
Olof Akesson (1996-97)	27
Andreas Hufschmid (1972-73)	27
9. Chris Mayotte (1975-76)	26
Jeff Kefalos (1972-73)	26

Overall Winning Percentage (Min. 25 matches played)

Player	W-L	Pct.
1. Olof Akesson (1996-97)	27-3	.900
Andreas Hufschmid (1972-73)	27-3	.900
3. Chris Mayotte (1975-76)	26-3	.897
Jeff Kefalos (1972-73)	26-3	.897
5. Daron Roberts (1980-81)	23-5	.821
6. Brian Barker (1983-84)	29-7	.806
7. Guillaume Legat (1997-98)	28-7	.800
Art Heller (1982-83)	20-5	.800
9. Richard Ashby (1982-83)	21-6	.778
10. Jorge Esqueda (1993-94)	23-7	.767

Dual Match Matches Won (1984-85)

Player	Wins
1. Jaime Cuellar (2004-05)	22
2. Guillaume Legat (1997-98)	21
Olof Akesson (1996-97)	21
4. Andrew Schafer (2013-14)	20
Andrew Adams (2011-12)	20
Jorge Esqueda (1993-94)	20
Jan Sandberg (1984-85)	20
8. Jerome Jourdon (1996-97)	18
9. Vladimir Pavicevic (1997-98)	15
10. Kyle Koch (2011-12)	14
Pedro Campos (2006-07)	14
Ivan Cressoni (2006-07)	14
Seth Rose (1999-2000)	14
Tomasz Wawrzyniak (1997-98)	14
Mark Palus (1989-90)	14

Dual Match Winning Percentage (Min. 20 matches played)

Player	W-L	Pct.
1. Olof Akesson (1996-97)	21-1	.955
2. Guillaume Legat (1997-98)	21-5	.808
3. Andrew Schafer (2013-14)	20-5	.800
Jorge Esqueda (1993-94)	20-5	.800
5. Jaime Cuellar (2004-05)	22-6	.786
6. Andrew Adams (2011-12)	20-6	.769
Jan Sandberg (1984-85)	20-6	.769
7. Jerome Jourdon (1996-97)	18-7	.720
8. Mark Palus (1989-90)	14-7	.667
9. Kyle Koch (2011-12)	14-8	.636
Tomasz Wawrzyniak (1997-98)	14-8	.636

FRESHMAN RECORDS

SEC Matches Won (Since 1991-92)

Player	Wins
1. Olof Akesson (1996-97)	10
2. Seth Rose (1999-2000)	8
Jerome Jourdon (1996-97)	8
Jorge Esqueda (1993-94)	8
5. Paul Jubb (2017)	7
6. Andrew Adams (2011-12)	6
Jaime Cuellar (2004-05)	6
Guillaume Legat (1997-98)	6
Tomasz Wowrzyniak (1997-98)	6
10. Andrew Schafer (2013-14)	5
Robert Steckley (1999-2000)	5
Vladimir Pavicevic (1997-98)	5
Jimmy Panagopoulos (1991-92)	5

SEC Winning Percentage (Min. 8 matches played)

Player	W-L	Pct.
1. Olof Akesson (1996-97)	10-1	.909
2. Seth Rose (1999-2000)	8-2	.800
3. Paul Jubb (2017)	7-2	.778
4. Jerome Jourdon (1996-97)	8-3	.727
Jorge Esqueda (1993-94)	8-3	.727
6. Andrew Schafer (2013-14)	5-3	.625
7. Tomasz Wawrzyniak (1997-98)	6-4	.600
8. Andrew Adams (2011-12)	6-5	.545
Jaime Cuellar (2004-05)	6-5	.545
Guillaume Legat (1997-98)	6-5	.545

Doubles

Overall Matches Won

Player	Wins
1. Kyle Koch (2011-12)	26
Vladimir Pavicevic (1997-98)	26
3. Jaime Cuellar (2004-05)	25
4. Guillaume Legat (1997-98)	22
Andreas Hufschmid (1972-73)	22
Jeff Kefalos (1972-73)	22
7. Olof Akesson (1996-97)	21
Sterling Cooke (1981-82)	21
Doran Roberts (1980-81)	21
Phil Dukes (1973-74)	21

Overall Winning Percentage (Min. 25 matches played)

Player	W-L	Pct.
1. Andreas Hufschmid (1972-73)	22-4	.846
Jeff Kefalos (1972-73)	22-4	.846
3. Sterling Cooke (1981-82)	21-5	.808
4. Daron Roberts (1980-81)	21-6	.778
5. Guillaume Legat (1997-98)	22-7	.759
6. Phil Dukes (1973-74)	21-7	.750
7. Olof Akesson (1996-97)	21-8	.724
8. Vladimir Pavicevic (1997-98)	26-10	.722
9. Kyle Koch (2011-12)	26-12	.684
10. Jaime Cuellar (2004-05)	25-13	.658

Dual Match Matches Won (1984-85)

Player	Wins
1. Kyle Koch (2011-12)	19
Guillaume Legat (1997-98)	19
3. Jaime Cuellar (2004-05)	18
4. Vladimir Pavicevic (1997-98)	16
5. Olof Akesson (1996-97)	15
6. Thiago Pinheiro (2011-12)	14
Ivan Machado (2008-09)	14
Ben Atkinson (2001-02)	14
9. Harrison O'Keefe (2014-15)	13
Robert Steckley (1999-2000)	13

Dual Match Winning Percentage (Min. 20 matches played)

Player	W-L	Pct.
1. Guillaume Legat (1997-98)	19-6	.760
2. Vladimir Pavicevic (1997-98)	16-6	.727
3. Kyle Koch (2011-12)	19-8	.704
4. Jaime Cuellar (2004-05)	18-8	.692
5. Olof Akesson (1996-97)	15-7	.682
6. Harrison O'Keefe (2014-15)	13-7	.650
Robert Steckley (1999-2000)	13-7	.650
8. Thiago Pinheiro (2011-12)	14-10	.583
Ivan Machado (2008-09)	14-10	.583
10. Ben Atkinson (2001-02)	14-11	.560

SEC Match Matches Won (Since 1991-92)

Player	Wins
1. Guillaume Legat (1997-98)	8
2. Robert Steckley (1999-2000)	7
Olof Akesson (1996-97)	7
4. Carl Eguez (2011-12)	6
Kyle Koch (2011-12)	6
Jaime Cuellar (2004-05)	6
7. Thiago Pinheiro (2011-12)	5
Ivan Machado (2008-09)	5
Vladimir Pavicevic (1997-98)	5
10. Thomas Mayronne (2014-15)	4
Harrison O'Keefe (2014-15)	4
Alexander Kostanov (2009-10)	4

SEC Match Winning Percentage (Min. 8 matches played)

Player	W-L	Pct.
1. Carl Eguez (2011-12)	6-2	.750
2. Guillaume Legat (1997-98)	8-3	.727
3. Robert Steckley (1999-2000)	7-3	.700
4. Jaime Cuellar (2004-05)	6-3	.667
5. Olof Akesson (1996-97)	7-4	.636
6. Kyle Koch (2011-12)	6-5	.545
7. Thiago Pinheiro (2011-12)	5-5	.500
8. Ivan Machado (2008-09)	5-6	.455
9. Vladimir Pavicevic (1997-98)	5-6	.455

Combined

FRESHMAN RECORDS

Overall Matches Won

Player	Wins
1. Vladimir Pavicevic (1997-98)	63
2. Jaime Cuellar (2004-05)	53
3. Guillaume Legat (1997-98)	50
4. Andreas Hufschmid (1972-73)	49
5. Olof Akesson (1996-97)	48
Jeff Kefalos (1972-73)	48
7. Kyle Koch (2011-12)	46
8. Brian Barker (1983-84)	45
9. Daron Roberts (1980-81)	44
10. Pedro Campos (2006-07)	42
Chris Mayotte (1975-76)	42
Jeff Hull (1974-75)	42

Overall Winning Percentage (Min. 50 matches played)

Player	W-L	Pct.
1. Andreas Hufschmid (1972-73)	49-7	.875
2. Jeff Kefalos (1972-73)	48-7	.873
3. Brian Barker (1983-84)	45-9	.833
4. Olof Akesson (1996-97)	48-11	.814
5. Daron Roberts (1980-81)	44-11	.800
6. Guillaume Legat (1997-98)	50-14	.781
7. Sterling Cooke (1981-82)	41-12	.774
8. Phil Dukes (1973-74)	37-13	.740
9. Vladimir Pavicevic (1997-98)	63-28	.692
10. Jaime Cuellar (2004-05)	53-25	.679

Dual Match Matches Won (1984-85)

Player	Wins
1. Jaime Cuellar (2004-05)	40
Guillaume Legat (1997-98)	40
3. Olof Akesson (1996-97)	36
4. Kyle Koch (2011-12)	33
5. Vladimir Pavicevic (1997-98)	31
Jan Sandberg (1984-85)	31
7. Andrew Adams (2011-12)	29
Jerome Jourdon (1996-97)	29
9. Andrew Schafer (2013-14)	26
Thiago Pinheiro (2011-12)	26

Dual Match Winning %age (Min. 40 matches played)

Player	W-L	Pct.
1. Olof Akesson (1996-97)	36-8	.818
2. Guillaume Legat (1997-98)	40-11	.784
3. Jaime Cuellar (2004-05)	40-14	.741
4. Andrew Adams (2011-12)	29-11	.725
5. Jan Sandberg (1984-85)	31-12	.721
6. Kyle Koch (2011-12)	33-16	.673
7. Vladimir Pavicevic (1997-98)	31-17	.646
8. Thiago Pinheiro (2011-12)	26-17	.605
9. Jerome Jourdon (1996-97)	29-19	.604
10. Pedro Campos (2006-07)	25-18	.581

SEC Matches Won (Since 1991-92)

Player	Wins
1. Olof Akesson (1996-97)	17
2. Guillaume Legat (1997-98)	14
3. Jaime Cuellar (2004-05)	12
Robert Steckley (1999-2000)	12
5. Jerome Jourdon (1996-97)	11
6. Vladimir Pavicevic (1997-98)	10
7. Thiago Pinheiro (2011-12)	9
Seth Rose (1999-2000)	9
9. Kyle Koch (2011-12)	8
Jorge Esqueda (1993-94)	8

SEC Winning Percentage (Min. 15 matches played)

Player	W-L	Pct.
1. Olof Akesson (1996-97)	17-5	.773
2. Guillaume Legat (1997-98)	14-8	.636
3. Jaime Cuellar (2004-05)	12-8	.600
4. Robert Steckley (1999-2000)	12-11	.522
5. Jerome Jourdon (1996-97)	11-11	.500
6. Vladimir Pavicevic (1997-98)	10-11	.476
7. Jimmy Panagopoulos (1991-92)	7-8	.467
8. Thiago Pinheiro (2011-12)	9-11	.450
9. Kyle Koch (2011-12)	8-12	.400
10. Marcus Westman (2000-01)	6-11	.353
Tomasz Wawrzyniak (1997-98)	6-11	.353

SOPHOMORE RECORDS

Singles

Matches Won:	41 by Steve Longley in 1986-87
In Dual:	22 by Jerome Jourdon in 1997-98
	22 by Young Min Kwon in 1984-85
In SEC:	9 by Kyle Koch in 2012-13
	9 by Geraldo Knorr in 2003-04
	9 by Guillaume Legat in 1998-99
Vs. Ranked:	9 by Keith Brill in 1996-97
Three-Sets:	12 by Olof Akesson in 1997-98
Tiebreaks:	11 by Vladimir Pavicevic in 1998-99
Winning %age:	.880 (22-3) by Chris Mayotte in 1976-77
In Dual:	.875 (21-3) by Marcus Westman in 2001-02
In SEC:	.900 (9-1) by Kyle Koch in 2012-13
	.900 (9-1) by Geraldo Knorr in 2003-04
Win Streak:	18 by Marcus Westman, 1/27/02-3/31/02

Doubles

Matches Won:	33 by Erick Sydow in 1988-89
In Dual:	19 by Olof Akesson in 1997-98
In SEC:	8 by Olof Akesson in 1997-98
	8 by Maxsy Jimenez in 1993-94
Winning %age:	.920 (23-2) by Phil Dukes in 1974-75
In Dual:	.760 (19-6) by Olof Akesson in 1997-98
In SEC:	.727 (8-3) by Olof Akesson in 1997-98
	.727 (8-3) by Maxsy Jimenez in 1993-94

Combined

Matches Won:	60 by Louie Gloria in 1988-89
In Dual:	39 by Jerome Jourdon in 1997-98
In SEC:	16 by Kyle Koch in 2012-13
Winning %age:	.882 (45-6) by Phil Dukes in 1974-75
In Dual:	.780 (39-11) by Jerome Jourdon in 1997-98
In SEC:	.727 (16-6) by Kyle Koch in 2012-13

Singles

Overall Matches Won

Player	Wins
1. Steve Longley (1986-87)	41
2. Guillaume Legat (1998-99)	34
Mark Palus (1990-91)	34
4. Jerome Jourdon (1997-98)	33
Keith Brill (1996-97)	33
6. Harrison O'Keefe (2015-16)	31
7. Marcus Westman (2001-02)	30
Louie Gloria (1988-89)	30
9. Olof Akesson (1997-98)	28
10. Ben Atkinson (2002-03)	27
Richard Ashby (1983-84)	27
Andreas Hufschmid (1973-74)	27

Overall Winning Percentage (Min. 25 matches played)

Player	W-L	Pct.
1. Chris Mayotte (1976-77)	22-3	.880
2. Phil Dukes (1974-75)	22-4	.846
3. Young Min Kwon (1984-85)	26-5	.839
4. Trevor Raal (1980-81)	25-6	.806
5. Andreas Hufschmid (1973-74)	27-7	.794
6. Harry Sy (1985-86)	23-6	.793
7. Marcus Westman (2001-02)	30-8	.789
8. Jeff Kefalos (1973-74)	26-7	.788
9. Guillaume Legat (1998-99)	34-10	.773
10. Ben Atkinson (2002-03)	27-8	.771

Dual Match Matches Won (Since 1984-85)

Player	Wins
1. Jerome Jourdon (1997-98)	22
Young Min Kwon (1984-85)	22
3. Tom Eklund (2003-04)	21
Marcus Westman (2001-02)	21
5. Geraldo Knorr (2003-04)	19
Guillaume Legat (1998-99)	19
Brian Barker (1984-85)	19
8. Harrison O'Keefe (2015-16)	18
Pedro Campos (2007-08)	18
Maxsy Jimenez (1993-94)	18
Steve Longley (1986-87)	18

Dual Match Winning Percentage (Min. 20 matches played)

Player	W-L	Pct.
1. Marcus Westman (2001-02)	21-3	.875
2. Jerome Jourdon (1997-98)	22-4	.846
Young Min Kwon (1984-85)	22-4	.846
4. Ben Atkinson (2002-03)	17-4	.810
Mark Palus (1990-91)	17-4	.810
6. Tom Eklund (2003-04)	21-6	.778
7. Guillaume Legat (1998-99)	19-6	.760
8. Pedro Campos (2007-08)	18-6	.750
9. Maxsy Jimenez (1993-94)	18-7	.720
Steve Longley (1986-87)	18-7	.720

SEC Matches Won (Since 1991-92)

Player	Wins
1. Kyle Koch (2012-13)	9
Geraldo Knorr (2003-04)	9
Guillaume Legat (1998-99)	9
4. Harrison O'Keefe (2015-16)	8
Marcus Westman (2001-02)	8
Jerome Jourdon (1997-98)	8
7. Pedro Campos (2007-08)	7
Maxsy Jimenez (1993-94)	7
9. Yancy Dennis (2016-17)	6
Andrew Schafer (2014-15)	6
Dmitry Babenko (2004-05)	6
Tom Eklund (2003-04)	6
Ben Atkinson (2002-03)	6
Seth Rose (2000-01)	6

SEC Winning Percentage (Min. 8 matches played)

Player	W-L	Pct.
1. Kyle Koch (2012-13)	9-1	.900
Geraldo Knorr (2003-04)	9-1	.900
3. Guillaume Legat (1998-99)	9-2	.818
4. Marcus Westman (2001-02)	8-3	.727
Jerome Jourdon (1997-98)	8-3	.727
6. Harrison O'Keefe (2015-16)	8-4	.667
Andrew Schafer (2014-15)	6-3	.667
Ben Atkinson (2002-03)	6-3	.667
8. Pedro Campos (2007-08)	7-4	.636
Maxsy Jimenez (1993-94)	7-4	.636
10. Thiago Pinheiro (2012-13)	5-3	.625

Doubles

Overall Matches Won

Player	Wins
1. Erick Sydow (1988-89)	33
2. Louie Gloria (1988-89)	30
3. Olof Akesson (1997-98)	29
4. Jerome Jourdon (1997-98)	23
Phil Dukes (1974-75)	23
6. Kyle Koch (2012-13)	22
Ricardo Acioly (1982-83)	22
8. Yancy Dennis (2016-17)	21
Johannes Pulsfort (2008-09)	21
Guillaume Legat (1998-99)	21
Jeff Hull (1975-76)	21

Overall Winning Percentage (Min. 25 matches played)

Player	W-L	Pct.
1. Phil Dukes (1974-75)	23-2	.920
2. Olof Akesson (1997-98)	29-9	.763
3. Louie Gloria (1988-89)	30-10	.750
Erick Sydow (1988-89)	33-11	.750
5. Arthur Anastopoulo (1977-78)	18-7	.720
6. Richard Ashby (1983-84)	22-10	.688
7. Steve Longley (1986-87)	17-8	.680
David Tremaine (1984-85)	17-8	.680
9. Johannes Pulsfort (2008-09)	21-10	.677
10. Jerome Jourdon (1997-98)	23-11	.676

Dual Match Matches Won (Since 1984-85)

Player	Wins
1. Olof Akesson (1997-98)	19
2. Yancy Dennis (2016-17)	18
3. Jerome Jourdon (1997-98)	17
4. Erick Sydow (1988-89)	16
5. Kyle Koch (2012-13)	15
Chip Cox (2011-12)	15
Jaime Cuellar (2005-06)	15
Maxsy Jimenez (1993-94)	15
9. Harrison O'Keefe (2015-16)	14
Dmitry Babenko (2004-05)	14
Pedro Rodrigues (2004-05)	14
Tom Eklund (2003-04)	14
David Termaine (1984-85)	14

Dual Match Winning %age (Min. 20 matches played)

Player	W-L	Pct.
1. Olof Akesson (1997-98)	19-6	.760
2. Erick Sydow (1988-89)	16-6	.727
3. Maxsy Jimenez (1993-94)	15-6	.714
4. Jerome Jourdon (1997-98)	17-7	.708
5. Yancy Dennis (2016-17)	18-8	.692
6. Kyle Koch (2012-13)	15-8	.652
7. Thiago Pinheiro (2012-13)	13-9	.591
8. Harrison O'Keefe (2015-16)	14-10	.583
Tom Eklund (2003-04)	14-10	.583
10. Johannes Pulsfort (2008-09)	12-9	.571
Keith Brill (1996-97)	12-9	.571

SEC Matches Won (Since 1991-92)

Player	Wins
1. Olof Akesson (1997-98)	8
Maxsy Jimenez (1993-94)	8
3. Kyle Koch (2012-13)	7
5. Yancy Dennis (2016-17)	6
Chip Cox (2011-12)	6
Nick Jones (2011-12)	6
7. Andrew Schafer (2014-15)	5
Andrew Adams (2012-13)	5
Thiago Pinheiro (2012-13)	5
Pedro Rodrigues (2004-05)	5
David Nelson (1999-2000)	5
Guillaume Legat (1998-99)	5
Jerome Jourdon (1997-98)	5
Keith Brill (1996-97)	5
Jimmy Pangopoulos (1992-93)	5

SEC Doubles Winning %age (Min. 8 matches played)

Player	W-L	Pct.
1. Olof Akesson (1997-98)	8-3	.727
Maxsy Jimenez (1993-94)	8-3	.727
3. Andrew Schafer (2014-15)	5-3	.625
David Nelson (1999-2000)	5-3	.625
5. Yancy Dennis (2016-17)	7-5	.583
Kyle Koch (2012-13)	7-5	.583
7. Thiago Pinheiro (2012-13)	5-4	.556
8. Chip Cox (2011-12)	6-5	.545
Nick Jones (2011-12)	6-5	.545
10. Pedro Rodrigues (2004-05)	5-5	.500
Keith Brill (1996-97)	5-5	.500

Combined

Overall Matches Won

Player	Wins
1. Louie Gloria (1988-89)	60
2. Steve Longley (1986-87)	58
3. Olof Akesson (1997-98)	57
4. Jerome Jourdon (1997-98)	56
5. Guillaume Legat (1998-99)	55
6. Erick Sydow (1988-89)	54
7. Keith Brill (1996-97)	52
8. Harrison O'Keefe (2015-16)	50
Richard Ashby (1983-84)	49
10. Marcus Westman (2001-02)	47

Overall Winning Percentage (Min. 50 matches played)

Player	W-L	Pct.
1. Phil Dukes (1974-75)	45-6	.882
2. Jeff Kefalos (1973-74)	44-12	.786
3. Arthur Anastopoulos (1977-78)	37-14	.725
4. Erick Sydow (1988-89)	54-21	.720
5. Jerome Jourdon (1997-98)	56-22	.718
6. Andreas Hufschmid (1973-74)	43-17	.717
7. Steve Longley (1986-87)	58-24	.707
8. Olof Akesson (1997-98)	57-24	.704
9. Richard Ashby (1983-84)	49-21	.700
10. Ben Atkinson (2002-03)	36-16	.692

SOPHOMORE RECORDS

Dual Match Matches Won

Player	Wins
1. Jerome Jourdon (1997-98)	39
2. Olof Akesson (1997-98)	36
3. Tom Eklund (2003-04)	35
4. Maxsy Jimenez (1993-94)	33
5. Harrison O'Keefe (2015-16)	32
Marcus Westman (2001-02)	32
7. Kyle Koch (2012-13)	31
Gerald Knorr (2003-04)	31
Guillaume Legat (1998-99)	31
10. Yancy Dennis (2016-17)	30

Dual Match Winning %age (Min. 40 matches played)

Player	W-L	Pct.
1. Jerome Jourdon (1997-98)	39-11	.780
2. Olof Akesson (1997-98)	36-14	.720
3. Maxsy Jimenez (1993-94)	33-13	.717
4. Tom Eklund (2003-04)	35-16	.686
5. Thiago Pinheiro (2012-13)	28-13	.683
6. Marcus Westman (2001-02)	32-15	.681
7. Andrew Schafer (2014-15)	29-14	.625
8. Dave Delseni (1984-85)	28-16	.636
9. Kyle Koch (2012-13)	31-18	.633
10. Harrison O'Keefe (2015-16)	32-19	.627

SEC Matches Won (Since 1991-92)

Player	Wins
1. Kyle Koch (2012-13)	16
2. Maxsy Jimenez (1993-94)	15
3. Guillaume Legat (1998-99)	14
4. Yancy Dennis (2016-17)	13
Olof Akesson (1997-98)	13
Jerome Jourdon (1997-98)	13
7. Geraldo Knorr (2003-04)	12
8. Andrew Schafer (2014-15)	11
Marcus Westman (2001-02)	11
10. Harrison O'Keefe (2015-16)	10
Andrew Adams (2012-13)	10
Thiago Pinheiro (2012-13)	10
Dmitry Babenko (2004-05)	10
Pedro Rodrigues (2004-05)	10

SEC Winning %age (Min. 15 matches played)

Player	W-L	Pct.
1. Kyle Koch (2012-13)	16-6	.727
2. Maxsy Jimenez (1993-94)	15-7	.682
3. Andrew Schafer (2014-15)	11-6	.647
4. Guillaume Legat (1998-99)	14-8	.636
5. Geraldo Knorr (2003-04)	12-8	.600
6. Olof Akesson (1997-98)	13-9	.591
Jerome Jourdon (1997-98)	13-9	.591
8. Thiago Pinheiro (2012-13)	10-7	.588
9. Yancy Dennis (2016-17)	13-10	.546
10. Marcus Westman (2001-02)	11-10	.524

Singles		Doubles	
Matches Won:	52 by Stephane Simian in 1988-89	Matches Won:	34 by Stephane Simian in 1988-89
In Dual:	23 by Stephane Simian in 1988-89	In Dual:	Harrison O'Keefe 18 in 2016-17
	23 by Richard Ashby in 1984-85	In SEC:	8 by Andrew Adams in 2013-14
In SEC:	8 by Kyle Koch in 2013-14		8 by Kyle Koch in 2013-14
	8 by Jorge Esqueda in 1995-96		8 by Jimmy Panagopoulos in 1993-94
Vs. Ranked:	13 by Jerome Jourdon in 1988-99	Winning %age:	.920 (23-2) by Steve Geller in 1974-75
Three-Sets:	16 by Stephane Simian in 1988-89	In Dual:	.762 (16-5) by Stephane Simian in 1988-89
Tiebreaks:	15 by Stephane Simian in 1988-89	In SEC:	.750 (6-2) by Tom Eklund in 2004-05
Winning %age	.968 (30-1) by Phil Dukes in 1975-76	Combined	
In Dual:	.905 (19-2) by Jorge Esqueda in 1995-96	Matches Won:	86 by Stephane Simian in 1988-89
In SEC:	.889 (8-1) by Kyle Koch, 2013-14	In Dual:	39 by Stephane Simian in 1988-89
	.889 (8-1) by Jorge Esqueda in 1995-96	In SEC:	16 by Kyle Koch in 2013-14
Win Streak:	17 by Richard Ashby, 3/1/85-4/3/85	Winning %age:	.902 (55-6) by Phil Dukes in 1975-76
		In Dual:	.813 (39-9) by Stephane Simian in 1988-89
		In SEC:	.762 (16-5) by Kyle Koch in 2013-14

Singles

Overall Matches Won

Player	Wins
1. Stephane Simian (1988-89)	52
2. Louie Gloria (1989-90)	37
3. Jerome Jourdon (1998-99)	35
4. Dave Hopper (1989-90)	34
5. Olof Akesson (1998-99)	33
Mark Palus (1991-92)	33
Ken Diller (1986-87)	33
8. Jorge Esqueda (1995-96)	32
9. Dirk Hahneiser (1990-91)	31
10. Brian Barker (1985-86)	30
Phil Dukes (1975-76)	30

Overall Winning Percentage (Min. 25 matches played)

Player	W-L	Pct.
1. Phil Dukes (1975-76)	30-1	.968
2. Jeff Kefalos (1974-75)	23-2	.920
3. Chuck Hodgins (1979-80)	23-3	.885
4. Jorge Esqueda (1995-96)	32-6	.842
5. Stephane Simian (1988-89)	52-13	.800
6. Richard Ashby (1984-85)	27-7	.794
7. Rip Trammell (1975-76)	19-6	.760
Tom Collins (1971-72)	19-6	.760
9. Chris Mayotte (1977-78)	20-7	.741
10. Mark Palus (1991-92)	33-12	.733

Dual Matches Won

Player	Wins
1. Stephane Simian (1988-89)	23
Richard Ashby (1984-85)	23
3. Olof Akesson (1998-99)	22
4. Jerome Jourdon (1998-99)	21
5. Jorge Esqueda (1995-96)	19
6. Harrison O'Keefe (2016-17)	18
Harry Sy (1986-87)	18
8. Angelo Niculescu (2001-02)	16
Juan Gamboa (1998-99)	16
Brian Barker (1985-86)	16

Dual Match Winning Percentage (Min. 20 matches played)

Player	W-L	Pct.
1. Jorge Esqueda (1995-96)	19-2	.905
2. Stephane Simian (1988-89)	23-4	.852
3. Richard Ashby (1984-85)	23-6	.793
4. Olof Akesson (1998-99)	22-7	.759
5. Jerome Jourdon (1998-99)	21-8	.750
6. Brian Barker (1985-86)	16-6	.727
7. Harry Sy (1986-87)	18-7	.720
8. Mark Palus (1991-92)	15-6	.714
Louie Gloria (1989-90)	15-6	.714
Dave Delseni (1985-86)	15-6	.714

SEC Matches Won (Since 1991-92)

Player	Wins
1. Kyle Koch (2013-14)	8
Jorge Esqueda (1995-96)	8
3. Harrison O'Keefe (2016-17)	7
Mark Palus (1991-92)	7
5. Alex Fennell (2015-16)	6
Tsvetan Mihov (2012-13)	6
Tom Eklund (2004-05)	6
Carl Wermee (2002-03)	6
Angelo Niculescu (2001-02)	6
Olof Akesson (1998-99)	6

SEC Winning Percentage (Min. 8 matches played)

Player	W-L	Pct.
1. Kyle Koch (2013-14)	8-1	.889
Jorge Esqueda (1995-96)	8-1	.889
3. Mark Palus (1991-92)	7-3	.700
4. Carl Wermee (2002-03)	6-3	.667
5. Tsvetan Mihov (2012-13)	6-4	.600
6. Harrison O'Keefe (2016-17)	7-5	.583
7. Alex Fennell (2015-16)	6-5	.545
Tom Eklund (2004-05)	6-5	.545
Angelo Niculescu (2001-02)	6-5	.545
Olof Akesson (1998-99)	6-5	.545

JUNIOR RECORDS

Doubles

Overall Matches Won

Player	Wins
1. Stephane Simian (1988-89)	34
2. Juan Gamboa (1998-99)	27
3. Ken Diller (1986-87)	26
4. Jan Sandberg (1986-87)	25
Phil Dukes (1975-76)	25
6. Olof Akesson (1998-99)	24
Dave Hopper (1989-90)	24
8. Harrison O'Keefe (2016-17)	23
Steve Geller (1974-75)	23
10. Jerome Jourdon (1998-99)	22
Ricardo Acioly (1983-84)	22

Overall Winning Percentage (Min. 25 matches played)

Player	W-L	Pct.
1. Steve Geller (1974-75)	23-2	.920
2. Phil Dukes (1975-76)	25-5	.833
3. Stephane Simian (1988-89)	34-12	.739
4. Ulf Petterson (1980-81)	18-7	.720
5. Jan Sandberg (1986-87)	25-10	.714
6. Dave Hopper (1989-90)	24-10	.706
7. Louie Gloria (1989-90)	19-8	.704
8. Erick Sydow (1989-90)	18-8	.692
9. Ricardo Acioly (1983-84)	22-10	.688
10. Ken Diller (1986-87)	26-12	.684

Dual Match Matches Won

Player	Wins
1. Harrison O'Keefe (2016-17)	18
2. Andrew Adams (2013-14)	17
3. Gabriel Friedrich (2016-17)	16
Geraldo Knorr (2004-05)	16
Stephane Simiann (1988-89)	16
6. Kyle Koch (2013-14)	15
Jimmy Panagopoulos (1993-94)	15
8. Diego Cubas (2008-09)	13
Olof Akesson (1998-99)	13
Juan Gamboa (1998-99)	13
Jerome Jourdon (1998-99)	13
Robert Wojcik (1995-96)	13
Ben Cook (1993-94)	13
Jose Frontera (1992-93)	13
Ken Diller (1986-87)	13
Jan Sandberg (1986-87)	13

Dual Match Winning Percentage (Min. 20 matches played)

Player	W-L	Pct.
1. Stephane Simian (1988-89)	16-5	.762
2. Jimmy Panagopoulos (1993-94)	15-6	.714
3. Gabriel Friedrich (2016-17)	16-7	.696
4. Harrison O'Keefe (2016-17)	18-8	.692
5. Robert Wojcik (1995-96)	13-8	.619
Jose Frontera (1992-93)	13-8	.619
7. Ben Cook (1993-94)	13-9	.591
8. Geraldo Knorr (2004-05)	16-12	.571
9. Diego Cubas (2008-09)	13-10	.565

SEC Matches Won (Since 1991-92)

Player	Wins
1. Andrew Adams (2013-14)	8
Kyle Koch (2013-14)	8
Jimmy Panagopoulos (1993-94)	8
4. Harrison O'Keefe (2016-17)	7
Gabriel Friedrich (2016-17)	7
6. Tom Eklund (2004-05)	6
7. Diego Cubas (2008-09)	5
Geraldo Knorr (2004-05)	5
Juan Gamboa (1998-99)	5
Jose Frontera (1992-93)	5
Johan Sandberg (1992-93)	5

SEC Winning Percentage (Min. 8 matches played)

Player	W-L	Pct.
1. Tom Eklund (2004-05)	6-2	.750
2. Jimmy Panagopoulos (1993-94)	8-3	.727
3. Andrew Adams (2013-14)	8-4	.667
Kyle Koch (2013-14)	8-4	.667
5. Gabriel Friedrich (2016-17)	7-4	.636
6. Harrison O'Keefe (2016-17)	7-5	.583
7. Pedro Rodrigues (2005-06)	4-4	.500
Geraldo Knorr (2004-05)	5-5	.500
Johan Sandberg (1992-93)	5-5	.500
10. Diego Cubas (2008-09)	5-6	.455
Juan Gamboa (1998-99)	5-6	.455
Jose Frontera (1992-93)	5-6	.455

Combined

Overall Matches Won

Player	Wins
1. Stephane Simian (1988-89)	86
2. Ken Diller (1986-87)	59
3. Dave Hopper (1989-90)	58
4. Olof Akesson (1998-99)	57
Jerome Jourdon (1998-99)	57
6. Louie Gloria (1989-90)	56
7. Juan Gamboa (1998-99)	55
Phil Dukes (1975-76)	55
9. Dirk Hahneiser (1990-91)	51
Jan Sandberg (1986-87)	51

Overall Winning Percentage (Min. 50 matches played)

Player	W-L	Pct.
1. Phil Dukes (1975-76)	55-6	.902
2. Stephane Simian (1988-89)	86-25	.775
3. Steve Geller (1974-75)	39-12	.765
4. Chris Mayotte (1977-78)	37-13	.740
5. Brian McDonald (1979-80)	38-14	.731
6. Trevor Raal (1981-82)	37-14	.725
7. Richard Ashby (1984-85)	41-16	.719
8. Louie Gloria (1989-90)	56-23	.709
9. Jorge Esqueda (1995-96)	46-19	.708
10. Harry Sy (1986-87)	47-21	.691

JUNIOR RECORDS

Dual Match Matches Won

Player	Wins
1. Stephane Simian (1988-89)	39
2. Harrison O'Keefe (2016-17)	36
3. Olof Akesson (1998-99)	35
Richard Ashby (1984-85)	35
5. Jerome Jourdon (1998-99)	34
6. Gabriel Friedrich (2016-17)	30
Andrew Adams (2013-14)	30
8. Juan Gamboa (1998-99)	29
Jorge Esqueda (1995-96)	29
10. Kyle Koch (2013-14)	28
Geraldo Knorr (2004-05)	28

Dual Match Winning Percentage (Min. 40 matches played)

Player	W-L	Pct.
1. Stephane Simian (1988-89)	39-9	.813
2. Richard Ashby (1984-85)	35-13	.729
3. Jorge Esqueda (1995-96)	29-11	.725
4. Harrison O'Keefe (2016-17)	36-18	.667
Gabriel Friedrich (2016-17)	30-15	.667
6. Ken Diller (1986-87)	27-14	.659
7. Olof Akesson (1998-99)	35-20	.636
8. Jerome Jourdon (1998-99)	34-21	.618
9. Andrew Adams (2013-14)	30-19	.612
10. Robert Wojcik (1995-96)	27-18	.600

SEC Matches Won (Since 1991-92)

Player	Wins
1. Kyle Koch (2013-14)	16
2. Harrison O'Keefe (2016-17)	14
3. Tom Eklund (2004-05)	12
4. Gabriel Friedrich (2016-17)	11
Andrew Adams (2013-14)	11
Jorge Esqueda (1995-96)	11
Jimmy Panagopoulos (1993-94)	11
8. Tsvetan Mihov (2012-13)	10
Juan Gamboa (1998-99)	10
10. Carl Wermee (2002-03)	9
Angelo Niculescu (2001-02)	9
Olof Akesson (1998-99)	9

SEC Winning Percentage (Min. 15 matches played)

Player	W-L	Pct.
1. Kyle Koch (2013-14)	16-5	.762
2. Tom Eklund (2004-05)	12-7	.632
3. Jorge Esqueda (1995-96)	11-7	.611
4. Harrison O'Keefe (2016-17)	14-10	.583
5. Maxsy Jimenez (1994-95)	8-7	.533
6. Carl Wermee (2002-03)	9-8	.529
7. Andrew Adams (2013-14)	11-10	.524
Jimmy Panagopoulos (1993-94)	11-10	.524
9. Tsvetan Mihov (2012-13)	10-10	.500
Gabriel Friedrich (2016-17)	11-11	.500

SENIOR RECORDS

Singles

Matches Won:	49 by Stephane Simian in 1989-90
In Dual:	22 by Johan Karlen in 1988-89
In SEC:	9 by Pedro Campos in 2009-10 9 by Guillaume Legat in 2000-01
Vs. Ranked:	11 by Guillaume Legat in 2000-01
Three-Sets:	17 by Stephane Simian in 1989-90
Tiebreaks:	9 by Stephane Simian in 1989-90
Winning %age:	.906 (29-3) by Jeff Kefalos in 1975-76
In Dual:	.850 (17-3) by Guillaume Legat in 2000-01
In SEC:	.900 (9-1) by Pedro Campos in 2009-10 .900 (9-1) by Guillaume Legat in 2000-01
Win Streak:	16 by Pedro Campos, 1/31/10-4/11/10

Doubles

Matches Won:	29 by Steve Longley in 1988-89
In Dual:	20 by Tom Eklund in 2005-06
In SEC:	8 by Robert Wojcik in 1996-97
Winning %age:	.815 (22-5) by Brian McDonald in 1980-81
In Dual:	.762 (16-5) by Robert Wojcik in 1996-97 .762 (16-5) by Ken Diller in 1988-89
In SEC:	.800 (8-2) by Robert Wojcik in 1996-97

Combined

Matches Won:	71 by Steve Longley in 1988-89
In Dual:	33 by Tom Eklund in 2005-06
In SEC:	15 by Andrew Schafer in 2016-17 15 by Pedro Campos in 2009-10
Winning %age:	.893 (50-6) by Jeff Kefalos in 1975-76
In Dual:	.775 (31-9) by Pedro Campos in 2009-10
In SEC:	.714 (15-6) by Pedro Campos in 2009-10

Singles

Overall Matches Won

Player	Wins
1. Stephane Simian (1989-90)	49
2. Steve Longley (1988-89)	42
3. Jorge Esqueda (1996-97)	33
4. Dave Herman (1988-89)	32
5. Dave Hopper (1990-91)	31
6. Jeff Kefalos (1975-76)	29
7. Andrew Schafer (2016-17)	28
8. Louie Gloria (1990-91)	27
Johan Karlen (1988-89)	27
10. Kyle Koch (2014-15)	26

Overall Winning Percentage (Min. 25 matches played)

Player	W-L	Pct.
1. Jeff Kefalos (1975-76)	29-3	.906
2. William "Doc" Malloy (1972-73)	22-3	.880
3. Chuck Hodgkin (1980-81)	24-5	.828
4. Andreas Hufschmid (1975-76)	25-6	.806
5. Stephane Simian (1989-90)	49-12	.803
6. Louie Gloria (1990-91)	27-7	.794
7. Guillaume Legat (2000-01)	25-7	.781
8. Jeff Hull (1977-78)	20-6	.769
9. Jorge Esqueda (1996-97)	33-11	.750
10. Zoran Petkovic (1983-84)	23-8	.742

Dual Match Matches Won

Player	Wins
1. Johan Karlen (1988-89)	22
2. Andrew Schafer (2016-17)	20
Stephane Simian (1989-90)	20
Dave Hermann (1988-89)	20
5. Alex Fennell (2016-17)	18
Chip Cox (2013-14)	18
Ben Atkinson (2004-05)	18
Jorge Esqueda (1996-97)	18
9. Pedro Campos (2009-10)	17
Guillaume Legat (2000-01)	17
Ricardo Acioly (1984-85)	17

Dual Match Singles Winning Percentage (Min. 20 matches played)

Player	W-L	Pct.
1. Guillaume Legat (2000-01)	17-3	.850
2. Dave Herman (1988-89)	20-4	.833
3. Andrew Schafer (2016-17)	20-6	.769
Stephane Simian (1989-90)	20-6	.769
4. Johan Karlen (1988-89)	22-7	.759
5. Alex Fennell (2016-17)	18-7	.720
Chip Cox (2013-14)	18-7	.720
Jorge Esqueda (1996-97)	18-7	.720
8. Ricardo Acioly (1984-85)	17-8	.680
9. Ben Atkinson (2004-05)	18-9	.667
David Nelson (2001-02)	14-7	.667

SEC Matches Won (Since 1991-92)

Player	Wins
1. Pedro Campos (2009-10)	9
Guillaume Legat (2000-01)	9
3. Andrew Schafer (2016-17)	8
4. Alex Fennell (2016-17)	7
Ben Atkinson (2004-05)	7
David Nelson (2001-02)	7
Jorge Esqueda (1996-97)	7
Johan Sandberg (1993-94)	7
9. Chip Cox (2013-14)	5
Angelo Niculescu (2002-03)	5
Maxsy Jimenez (1995-96)	5

SEC Winning Percentage (Min. 8 matches played)

Player	W-L	Pct.
1. Pedro Campos (2009-10)	9-1	.900
Guillaume Legat (2000-01)	9-1	.900
3. Johan Sandberg (1993-94)	7-2	.778
4. Andrew Schafer (2016-17)	8-4	.667
5. Ben Atkinson (2004-05)	7-4	.636
David Nelson (2001-02)	7-4	.636
Jorge Esqueda (1996-97)	7-4	.636
8. Alex Fennell (2016-17)	7-5	.583
9. Kyle Koch (2014-15)	5-5	.500
Chip Cox (2013-14)	5-5	.500
Angelo Niculescu (2002-03)	5-5	.500

Doubles

Overall Matches Won

Player	Wins
1. Steve Longley (1988-89)	29
2. Robert Wojcik (1996-97)	27
3. Kyle Koch (2014-15)	24
Ken Diller (1988-89)	23
5. Richards Ashby (1985-86)	22
Brian McDonald (1980-81)	22
7. Jeff Kefalos (1975-76)	21
8. Diego Cubas (2009-10)	20
Tom Eklund (2005-06)	20
Jose Frontera (1993-94)	20
Richard Lynch (1992-93)	20
Chuck Hodgin (1980-81)	20

Overall Winning Percentage (Min. 25 matches played)

Player	W-L	Pct.
1. Brian McDonald (1980-81)	22-5	.815
2. Chuck Hodgin (1980-81)	20-6	.769
3. Robert Wojcik (1996-97)	27-9	.750
4. Tom Eklund (2005-06)	20-8	.714
5. Ken Diller (1988-89)	23-10	.697
6. Chris Mayotte (1978-79)	17-8	.680
7. Andrew Schafer (2016-17)	19-9	.678
8. Stephane Simian (1989-90)	18-9	.667
9. Kyle Koch (2014-15)	24-12	.667
10. Harry Menzies (2012-13)	19-10	.655

Dual Match Matches Won

Player	Wins
1. Tom Eklund (2005-06)	20
2. Robert Wojcik (1996-97)	16
Ken Diller (1988-89)	16
4. Harry Menzies (2012-13)	15
Seth Rose (2002-03)	15
6. Andrew Adams (2014-15)	14
Ivan Machado (2011-12)	14
Pedro Campos (2009-10)	14
Ben Atkinson (2004-05)	14
Marcus Westman (2003-04)	14
David Nelson (2001-02)	14

Dual Match Winning Percentage (Min. 20 matches played)

Player	W-L	Pct.
1. Robert Wojcik (1996-97)	16-5	.762
Ken Diller (1988-89)	16-5	.762
3. Tom Eklund (2005-06)	20-8	.714
4. Pedro Campos (2009-10)	14-7	.667
5. Harry Menzies (2012-13)	15-8	.652
Seth Rose (2002-03)	15-8	.652
7. Diego Cubas (2009-10)	12-8	.600
Jaime Cuellar (2008-09)	12-8	.600
9. Ivan Cressoni (2009-10)	13-9	.591
10. Marcus Westman (2003-04)	14-10	.583

SEC Matches Won (Since 1991-92)

Player	Wins
1. Robert Wojcik (1996-97)	8
Andrew Schafer (2016-17)	8
2. Harry Menzies (2012-13)	7
4. Pedro Campos (2009-10)	6
Diego Cubas (2009-10)	6
Tom Eklund (2005-06)	6
Jerome Jourdon (1999-2000)	6
Mark Palus (1992-93)	6
9. Andrew Adams (2014-15)	5
Ivan Machado (2011-12)	5
Ivan Cressoni (2009-10)	5
Jimmy Panagopoulos (1994-95)	5
Jose Frontera (1993-94)	5
Johan Sandberg (1993-94)	5

SEC Match Winning Percentage (Min. 8 matches played)

Player	W-L	Pct.
1. Robert Wojcik (1996-97)	8-2	.800
2. Jerome Jourdon (1999-2000)	6-3	.667
Andrew Schafer (2016-17)	8-4	.667
4. Tom Eklund (2005-06)	6-4	.600
Mark Palus (1992-93)	6-4	.600
6. Harry Menzies (2012-13)	7-5	.583
7. Andrew Adams (2014-15)	5-4	.556
Pedro Campos (2009-10)	6-5	.545
Diego Cubas (2009-10)	6-5	.545
10. Tsvetan Mihov (2013-14)	4-4	.500
Jose Frontera (1993-94)	5-5	.500

Combined

Overall Matches Won

Player	Wins
1. Steve Longley (1988-89)	71
2. Stephane Simian (1989-90)	67
3. Kyle Koch (2014-15)	50
Jeff Kefalos (1975-76)	50
5. Robert Wojcik (1996-97)	48
6. Andrew Schafer (2016-17)	47
7. Jorge Esqueda (1996-97)	45
Dave Hopper (1990-91)	45
Richard Ashby (1985-86)	45
10. Ken Diller (1988-89)	44
Chuck Hodgin (1980-81)	44

Overall Winning Percentage (Min. 50 matches played)

Player	W-L	Pct.
1. Jeff Kefalos (1975-76)	50-6	.893
2. Brian McDonald (1980-81)	42-9	.824
3. Chuck Hodgin (1980-81)	44-11	.800
4. Stephane Simian (1989-90)	67-21	.761
5. Kyle Koch (2014-15)	50-23	.685
6. Zoran Petkovic (1983-84)	39-18	.684
7. Andrew Schafer (2016-17)	47-22	.681
8. Chris Mayotte (1978-79)	42-20	.677
9. Robert Wojcik (1996-97)	48-23	.676
10. Ken Diller (1988-89)	44-25	.638

SENIOR RECORDS

Dual Match Matches Won

Player	Wins
1. Tom Eklund (2005-06)	33
2. Ben Atkinson (2004-05)	32
3. Pedro Campos (2009-10)	31
5. Andrew Schafer (2016-17)	30
Robert Wojcik (1996-97)	30
6. Chip Cox (2013-14)	28
Seth Rose (2002-03)	28
David Nelson (2001-02)	28
Jorge Esqueda (1996-97)	28
Ken Diller (1988-89)	28

Dual Match Winning Percentage (Min. 40 matches played)

Player	W-L	Pct.
1. Pedro Campos (2009-10)	31-9	.775
2. Andrew Schafer (2016-17)	30-11	.732
2. Robert Wojcik (1996-97)	30-14	.682
3. Ken Diller (1988-89)	28-14	.667
4. Seth Rose (2002-03)	28-18	.609
David Nelson (2001-02)	28-18	.609
6. Ricardo Acioly (1984-85)	26-17	.605
7. Ben Atkinson (2004-05)	32-21	.604
8. Tom Eklund (2005-06)	33-22	.600
9. Harry Menzies (2012-13)	27-20	.574
10. Chip Cox (2013-14)	28-21	.571
Jorge Esqueda (1996-97)	28-21	.571

SEC Matches Won (Since 1991-92)

Player	Wins
1. Andrew Schafer (2016-17)	15
Pedro Campos (2009-10)	15
3. Johan Sandberg (1993-94)	12
4. Harry Menzies (2012-13)	11
Ben Atkinson (2004-05)	11
Robert Wojcik (1996-97)	11
7. David Nelson (2001-02)	10
Guillaume Legat (2000-01)	10
Mark Palus (1992-93)	10
10. Alex Fennell (2016-17)	9
Chip Cox (2013-14)	9
Diego Cubas (2009-10)	9
Tom Eklund (2005-06)	9
Jerome Jourdon (1999-2000)	9
Jorge Esqueda (1996-97)	9
Maxsy Jimenez (1995-96)	9

SEC Winning Percentage (Min. 15 matches played)

Player	W-L	Pct.
1. Pedro Campos (2009-10)	15-6	.714
Andrew Schafer (2016-17)	15-8	.652
2. Johan Sandberg (1993-94)	12-8	.600
3. Guillaume Legat (2000-01)	10-7	.588
4. Ben Atkinson (2004-05)	11-9	.550
Robert Wojcik (1996-97)	11-9	.550
6. Harry Menzies (2012-13)	11-11	.500
Jerome Jourdon (1999-2000)	9-9	.500
Mark Palus (1992-93)	10-10	.500
9. David Nelson (2001-02)	10-11	.476
10. Chip Cox (2013-14)	9-10	.474

ALL-TIME NATIONAL RANKINGS

1978-79	Final
Chris Mayotte	48
1979-80	Final
South Carolina	19
Chuck Hodgin	48
1980-81	Final
South Carolina	15
1982-83	Final
Zoran Petkovic	102
1984-85	Final
South Carolina	14
Jan Sandberg	15
Ricardo Acioly	70
Richard Ashby	98
1985-86	Final
South Carolina	15
Jan Sandberg	53
Richard Ashby	82
Brian Barker	89
Ashby/Sandberg	25
1986-87	Final
South Carolina	11
Ken Diller	39
Steve Longley	44
Johan Karlen	70
Diller/Jan Sandberg	8
1987-88	Final
Steve Longley	42
1988-89	Final
South Carolina	T-5
Stephane Simian	10
Steve Longley	28
Ken Diller	72
Diller/Simian	8
1989-90	Final
South Carolina	10
Stephane Simian	13
Louie Gloria	36
Hopper/Simian	24
Gloria/Sydow	31
1990-91	Final
South Carolina	19
Louie Gloria	18
David Hopper	56

1991-92	Pre	Fall	#1	#2	#3	#4	#5	Final
South Carolina	14	14	18	—	—	—	—	—
Mark Palus	—	—	70	—	—	—	—	—
Panagopoulos/Sandberg	—	25	11	25	35	37	36	36

1992-93	Final
South Carolina	T-25
Jo. Frontera/Jo.Sandberg	19

1993-94	Pre	Fall	#1	#2	#3	#4	#5	#6	Final
South Carolina	20	20	25	28	18	14	13	16	15
Maxsy Jimenez	—	—	—	80	96	47	37	37	41
Johan Sandberg	—	—	—	44	42	23	25	17	20
Jo. Frontera/Jo. Sandberg	5	30	—	23	19	29	26	28	29
Jimenez/Panagopoulos	—	—	—	—	—	32	31	33	33

1994-95	Pre	Fall	#1	#2	#3	#4	#5	Final
South Carolina	15	13	22	27	—	—	—	—
Jorge Esqueda	—	78	95	95	—	—	—	—
Maxsy Jimenez	25	21	40	43	43	57	45	43
Jimenez/Panagopoulos	15	—	30	34	—	45	35	24

1995-96	Pre	Fall	#1	#2	#3	#4	#5	Final
South Carolina	38	38	29	40	37	38	40	41
Maxsy Jimenez	29	35	38	44	30	25	33	40
Robert Wojcik	—	—	—	55	62	58	73	88
Jimenez/Wojcik	—	—	11	16	23	27	29	29

1996-97	Pre	Fall	#1	#2	#3	#4	#5	Final
South Carolina	37	32	27	31	35	34	18	23
Keith Brill	—	14	20	28	25	32	32	38
Jorge Esqueda	—	32	53	62	60	68	71	83
Jerome Jourdon	—	—	23	22	29	24	22	26
Robert Wojcik	—	100	—	—	—	—	—	—
Akesson/Wojcik	—	—	—	40	47	—	—	—
Brill /Jordan	—	—	38	47	—	—	—	—

1997-98	Pre	Fall	#1	#2	#3	#4	#5	#6	Final
South Carolina	23	22	22	28	18	19	14	15	15
Jerome Jourdon	16	27	42	59	29	30	35	29	30
Guillaume Legat	—	—	13	29	22	29	36	44	39
Vladimir Pavicevic	—	5	7	10	24	25	24	18	25
Jourdon/Pavicevic	—	21	16	16	17	12	17	10	16

1998-99	Pre	12/8	2/16	3/9	3/23	4/6	4/20	5/4	Final
South Carolina	9	11	11	19	19	13	14	14	14
Olof Akesson	—	94	81	92	76	71	79	90	98
Jerome Jourdon	14	41	66	83	62	38	52	40	39
Guillaume Legat	20	12	10	17	16	23	33	35	44
Vladimir Pavicevic	11	—	—	70	51	59	55	68	67
Jourdon/Pavicevic	4	—	—	—	—	—	—	—	—
Legat/Akesson	50	—	—	—	—	—	—	—	—
Jourdon/Legat	—	16	25	45	37	—	—	—	—

1999-2000	Fall	12/7	2/2	2/9	2/16	2/23	3/1	3/8	3/15	3/22	3/29	4/5	4/12	4/19	4/26	5/3	5/10	Final
South Carolina		15	15	15	14	25	26	25	57	63	66	64	51	43	45	43	43	41
Olof Akesson	63	64	—	—	—	—	—	—	—	—	—	—	—	—	—	—	—	—
Jerome Jourdon	24	37	—	—	50	—	81	—	83	—	—	—	—	—	—	—	—	88
Guillaume Legat	28	21	—	—	22	—	40	—	40	—	64	—	49	—	80	84	—	92
Robert Steckley	98	31	—	—	28	—	55	—	100	—	100	—	—	—	—	—	—	—
Akesson/Legat	37	—	—	—	—	—	—	—	—	—	—	—	—	—	—	—	—	—
Jourdon/Steckley	39	—	—	—	—	—	—	—	—	—	—	—	36	—	44	46	—	48

ALL-TIME NATIONAL RANKINGS

2000-01	9/8	12/12	1/31	2/7	2/14	2/21	2/28	3/7	3/14	3/21	3/28	4/4	4/11	4/18	4/25	5/2	5/9	Final
South Carolina		41	37	37	36	42	51	55	39	40	33	28	31	30	30	29	30	29
Guillaume Legat	49	33		NA		63		80		32		17		5	6	7		4
Seth Rose	—	44		NA		NA		—		—		—		98	85	85		81
Legat/Rose	47	—		NA		NA		—		—		—		—	—	—		—

Singles and Doubles rankings released two days after team rankings

2001-02	9/13	12/11	1/30	2/3	2/13	2/20	2/27	3/6	3/13	3/20	3/27	4/3	4/10	4/17	4/24	5/7	Final
South Carolina			31	31	30	31	30	23	24	19	27	24	24	21	20	19	20
Angelo Niculescu	—	—				NA		—		—		75		73	62	68	63
Seth Rose	49	61				NA		—		61		55		39	34	49	
Marcus Westman	—	—				NA		—		—		90		119	—	—	—
Niculescu/Westman	—	32				NA		29		49		NA		—	56	NA	—

2002-03	Fall	1/14	2/4	2/11	2/18	2/25	3/4	3/11	3/18	3/25	4/1	4/8	4/15	4/22	4/29	Final
South Carolina		22	20	17	16	15	14	14	18	18	20	13	12	12	18	20
Angelo Niculescu		37	—			—		59		72		56		69	69	80
Seth Rose		—	—			—		—		67		47		48	48	40
Carl Wermee		—	—			—		—		116		—		—	—	—

2003-04	1/13	1/27	2/10	2/24	3/2	3/9	3/16	3/23	3/30	4/6	4/13	4/20	4/27	5/3	Final
South Carolina		23	24	22	19	31	45	—	56	36	40	44	44	38	37

2004-05	Pre	1/25	2/1	2/8	2/15	2/22	3/1	3/8	3/15	3/22	3/29	4/5	4/12	4/19	4/26	5/3	Final
South Carolina		38	39	41	42	43	55	30	30	41	34	22	17	18	18	19	16
Jaime Cuellar	122	—				—		—		—		106		—	—	—	—
Tom Eklund	93	—				68		45		55		41		32		35	38
Knorr/Rodrigues																23	29

Weekly rankings for doubles are not available

2005-06	Pre	1/24	1/31	2/7	2/14	2/21	2/28	3/7	3/14	3/21	3/28	4/4	4/11	4/18	4/25	5/2	Final
South Carolina		12	12	12	10	31	47	31	52	49	56	43	35	40	40	42	41
Jaime Cuellar	83	—				—		107		—		—		—	—	—	—
Tom Eklund	15	—				—		115		—		—		—	—	—	110
Geraldo Knorr	—	82				—		—		—		—		—	—	—	—
Eklund/Rodrigues																	27
Knorr/Supeko																	41

Weekly rankings for doubles are not available

2006-07	Pre	1/23	1/30	2/6	2/13	2/20	2/27	3/6	3/13	3/20	3/27	4/3	4/10	4/17	4/24	5/2	Final
South Carolina		38	38	39	36	37	51	46	55	55	58	53	59	59	59	59	63
Yevgeny Supeko	—	—				58		123		117		—		—	—	—	—
Supeko/Campos																	54

Weekly rankings for doubles are not available

2007-08	9/7	1/8	1/29	2/5	2/12	2/20	2/26	3/4	3/11	3/18	3/25	4/1	4/8	4/13	4/22	4/28	Final
South Carolina	—	56	56	58	59	60	57	68	68	70	69	57	63	57	53	53	55
Pedro Campos	79	74				—		—		—		—		—	—	—	—
Yevgeny Supeko	—	—				—		—		—		—		116	104	86	88
Supeko/Cubas	—	—				58		—		—		—		—	—	—	—

2008-09	9/5	1/6	1/29	2/3	2/10	2/19	2/24	3/3	3/10	3/17	3/24	3/31	4/7	4/14	4/21	4/27	Final
South Carolina		52	51	51	51	49	43	31	15	19	16	17	24	29	28	31	35
Pedro Campos	—	—				—		—		115		—	—	—	—	—	—
Ivan Cressoni	—	—				—		110		—		123	—	—	—	—	—
Diego Cubas	—	42				97		64		50		52		55	51	54	47
Ivan Machado	—	105				—		—		—		—		—	—	—	—
Cubas/Machado	—	—				—		64		29		28		26	23	24	27

2009-10	9/4	1/5	1/26	2/4	2/12	2/18	2/23	3/2	3/9	3/16	3/23	3/30	4/6	4/13	4/20	4/27	5/3	Final
South Carolina		36	43	45	46	45	42	41	50	64	48	38	43	45	50	50	53	54
Pedro Campos	106	—				—		—		125		79		31	31	30	29	33
Diego Cubas	28	48				89		65		73		59		67	59	59	52	49
Campos/Cubas	—	—				—		—		—		66		29	31	29	25	25
Cubas/Machado	9	27				41		45		58		70		76	85	85	90	—

ALL-TIME NATIONAL RANKINGS

2010-11	9/10	1/4	1/25	2/3	2/8	2/14	2/22	3/1	3/8	3/15	3/22	3/29	4/5	4/12	4/19	4/26	5/2	Final	
South Carolina	56	56	69	—	—	—	—	—	—	—	—	—	—	—	—	—	—	—	
2011-12	9/10	1/3	1/24	2/2	2/7	2/16	2/22	2/28	3/6	3/13	3/20	3/27	4/3	4/10	4/17	4/24	4/30	Final	
South Carolina	—	—	—	69	48	—	46	22	33	48	40	40	38	35	39	41	41	41	
Andrew Adams	—	—	—	—	—	—	—	—	—	—	—	—	—	—	—	—	122	111	
Nick Jones	—	—	—	—	—	—	—	92	—	—	—	—	—	—	—	—	—	—	
Ivan Machado	—	—	—	—	—	—	—	—	104	—	121	—	116	116	108	115	119	—	
Thiago Pinheiro	—	—	—	—	—	—	—	—	117	—	—	—	—	—	—	—	—	—	
Cox/Jones	—	—	—	—	—	—	—	—	—	—	47	—	32	24	24	23	29	—	
2012-13	9/7	1/3	1/22	1/30	2/5	2/12	2/19	2/26	3/5	3/12	3/19	3/26	4/2	4/9	4/16	4/23	5/2	Final	
South Carolina	—	39	40	47	49	—	48	43	34	32	34	25	20	22	17	17	17	18	
Andrew Adams	62	—	—	—	—	—	—	—	—	—	90	—	102	80	86	81	89	—	
Tsvetan Mihov	121	—	—	—	94	—	105	—	106	—	—	—	67	39	35	31	28	—	
Cox/Jones	4	—	—	—	—	—	—	—	—	—	—	—	—	—	—	—	—	—	
Cox/Mihov	—	—	—	—	—	—	33	—	50	—	21	—	48	14	18	17	19	—	
Koch/Menzies	—	—	—	—	—	—	—	—	—	—	55	—	84	50	47	39	44	—	
2013-14	9/6	1/2	1/21	1/29	2/4	2/11	2/18	2/25	3/4	3/11	3/18	3/25	4/1	4/8	4/15	4/22	5/1	Final	
South Carolina	—	18	18	17	26	—	31	33	40	48	48	36	40	35	30	29	28	27	
Andrew Adams	62	—	—	—	—	—	—	112	—	—	—	—	—	75	55	58	54	39	
Kyle Koch	—	103	—	—	—	—	—	—	—	—	—	—	—	—	—	—	—	—	
Tsvetan Mihov	14	41	—	—	75	—	55	—	80	—	88	—	78	107	—	—	—	—	
Andrew Schafer	—	91	—	—	88	—	—	—	125	—	—	—	—	—	—	—	—	—	
Cox/Koch	26	24	—	—	—	—	34	—	39	—	51	—	52	77	66	66	77	—	
Cox/Mihov	—	—	—	—	—	—	—	—	56	—	—	—	—	23	31	30	33	—	
Mihov/Pinheiro	32	—	—	—	39	—	—	—	—	—	—	—	—	—	—	—	—	—	
2014-15	9/8	1/6	1/20	1/28	2/3	2/10	2/17	2/24	3/3	3/10	3/17	3/24	3/31	4/7	4/14	4/21	5/1	Final	
South Carolina	—	27	29	29	23	—	31	37	42	42	45	42	45	47	45	45	48	50	
Andrew Adams	25	—	—	—	—	—	—	—	—	—	—	—	—	—	—	—	—	—	
Kyle Koch	—	118	—	—	—	103	—	—	—	—	—	—	—	—	—	—	—	—	
Thiago Pinheiro	—	71	—	—	—	—	—	—	—	—	—	—	—	—	—	—	—	—	
Andrew Schafer	—	83	—	—	—	120	—	101	113	—	—	—	—	—	—	—	—	—	
Koch/Pinheiro	—	—	—	—	—	—	—	—	44	—	31	—	39	29	34	29	24	—	
Mayronne/O'Keefe	—	46	—	—	—	46	—	44	47	—	56	—	74	65	72	73	71	—	
2015-16	9/15	1/5	1/20	1/27	2/3	2/10	2/17	2/23	3/1	3/8	3/15	3/22	3/29	4/5	4/12	4/19	4/26	5/5	F
South Carolina	—	50	51	59	55	—	55	61	73	69	62	65	59	62	58	50	45	45	45
Alex Fennell	—	116	—	—	—	—	—	—	—	—	—	—	—	—	—	—	—	—	—
Gabriel Friedrich	—	—	—	—	—	—	—	—	—	—	93	—	66	60	58	55	51	49	—
Harrison O'Keefe	—	65	—	—	—	—	—	—	—	—	—	—	—	—	—	—	—	—	—
Mayronne/O'Keefe	32	—	—	—	—	—	—	—	—	—	—	—	—	—	—	—	—	—	—
Fennell/O'Keefe	—	—	—	—	—	—	—	51	54	—	73	—	—	—	—	—	60	75	—
Fennell/Mayronne	—	—	—	—	—	—	—	—	69	—	—	—	—	—	—	—	—	—	—
Friedrich/O'Keefe	—	—	—	—	—	—	—	—	—	—	—	—	—	—	67	41	35	41	—
2016-17	9/13	1/4	1/18	1/25	2/1	2/8	2/15	2/21	2/28	3/7	3/14	3/21	3/28	4/4	4/11	4/18	4/25	5/4	F
South Carolina	—	—	—	—	—	—	—	16	19	23	26	26	21	20	22	19	19	20	21
Gabriel Friedrich	30	76	—	—	—	121	—	43	—	51	—	59	—	47	38	46	52	49	46
Harrison O'Keefe	96	89	—	—	—	—	—	—	—	—	—	88	—	69	76	64	67	71	70
Yancy Dennis	—	75	—	—	—	110	—	—	—	—	—	—	—	—	—	—	—	—	—
Thomas Mayronne	—	92	—	—	—	105	—	105	—	—	—	—	—	—	—	—	—	—	—
Friedrich/O'Keefe	16	—	—	—	—	—	—	—	—	—	—	—	—	—	—	—	—	—	—
Dennis/O'Keefe	—	—	—	—	—	—	—	—	—	—	—	47	—	31	22	20	18	13	16

ALL-TIME LETTERWINNERS AND STATS

Abebe, Messay • 1995-98 • Addis Abeba, Ethiopia

Season	Singles			Doubles			Combined		
	W	L	Pct.	W	L	Pct.	W	L	Pct.
1994-95	4	12	.250	2	6	.250	6	18	.250
1995-96	7	5	.583	1	2	.333	8	7	.533
1996-97	9	6	.600	1	3	.250	10	9	.526
1997-98	9	7	.563	5	4	.556	14	11	.560
Career	29	30	.492	9	15	.375	38	45	.458

Acioy, Ricardo • 1983-85 • Brasilia, Brazil

Season	Singles			Doubles			Combined		
	W	L	Pct.	W	L	Pct.	W	L	Pct.
1982-83	6	1	.857	0	1	.000	6	2	.750
1983-84	23	13	.639	22	10	.688	45	23	.662
1984-85	20	9	.690	12	11	.522	32	20	.615
Career	49	23	.681	34	22	.607	83	45	.648

Adams, Andrew • 2012-15 • Laurel, Md.

Season	Singles			Doubles			Combined		
	W	L	Pct.	W	L	Pct.	W	L	Pct.
2011-12	28	10	.737	10	10	.500	38	20	.655
2012-13	13	11	.542	7	2	.778	20	13	.606
2013-14	15	10	.600	17	10	.630	32	20	.615
2014-15	12	20	.375	19	6	.760	31	26	.554
Career	68	51	.571	53	28	.654	121	79	.605

Adams, Tommy • 1959-60

Season	Singles			Doubles			Combined		
	W	L	Pct.	W	L	Pct.	W	L	Pct.
1958-59	5	7	.417	3	2	.600	8	9	.471
1959-60	3	2	.600	3	1	.750	6	3	.667
Career	8	9	.471	6	3	.667	14	12	.538

Adler, Adam • 2005-06 • Myrtle Beach, S.C.

Season	Singles			Doubles			Combined		
	W	L	Pct.	W	L	Pct.	W	L	Pct.
2004-05	10	3	.769	4	2	.667	14	5	.737
2005-06	8	21	.276	2	12	.143	10	33	.233
Career	18	24	.429	6	14	.300	24	38	.387

Adler, Paul • 1970-73 • Ft. Lauderdale, Fla.

Season	Singles			Doubles			Combined		
	W	L	Pct.	W	L	Pct.	W	L	Pct.
1969-70				Stats Unavailable					
1970-71				Stats Unavailable					
1971-72				Stats Unavailable					
1972-73	4	0	1.000	8	0	1.000	12	0	1.000

Akesson, Olof • 1997-2000 • Lund, Sweden

Season	Singles			Doubles			Combined		
	W	L	Pct.	W	L	Pct.	W	L	Pct.
1996-97	27	3	.900	21	8	.724	48	11	.814
1997-98	28	15	.651	29	9	.763	57	24	.704
1998-99	33	13	.717	24	18	.571	57	31	.648
1999-2000	16	15	.516	13	16	.448	29	31	.483
Career	104	46	.693	87	51	.630	191	97	.663

Alarcon, Enrique • 1993-96 • Guyaquil, Ecuador

Season	Singles			Doubles			Combined		
	W	L	Pct.	W	L	Pct.	W	L	Pct.
1992-93	1	4	.200	3	3	.500	4	7	.364
1994-95	7	11	.389	16	18	.471	23	29	.442
1995-96	0	2	.000	2	2	.500	2	4	.333
Career	8	17	.320	21	23	.477	29	40	.420

Altman, Barry • 1969-73 • Brooklyn, N.Y.

Season	Singles			Doubles			Combined		
	W	L	Pct.	W	L	Pct.	W	L	Pct.
	Stats Unavailable								

Altman, Martin • 1967 • Brooklyn, N.Y.

Season	Singles			Doubles			Combined		
	W	L	Pct.	W	L	Pct.	W	L	Pct.
	Stats Unavailable								

Anastopoulo, Arthur • 1977-80 • Charleston, S.C.

Season	Singles			Doubles			Combined		
	W	L	Pct.	W	L	Pct.	W	L	Pct.
1976-77	18	8	.692	13	4	.765	31	12	.721
1977-78	19	7	.731	18	7	.720	37	14	.725
1978-79	25	11	.694	17	8	.680	42	19	.689
1979-80	14	11	.560	15	10	.660	29	21	.580
Career	76	37	.673	63	29	.685	139	66	.678

Ariail, Bobby • 1953-55 • Sumter, S.C.

Season	Singles			Doubles			Combined		
	W	L	Pct.	W	L	Pct.	W	L	Pct.
1952-53	1	2	.333	0	2	.000	1	4	.200
1953-54	6	9	.400	3	10	.231	9	19	.321
1954-55	0	0	—	0	1	.000	0	1	.000
Career	7	11	.389	3	13	.188	10	24	.294

Ashby, Richard • 1983-86 • Atlanta, Ga.

Season	Singles			Doubles			Combined		
	W	L	Pct.	W	L	Pct.	W	L	Pct.
1982-83	21	6	.778	11	9	.550	32	15	.681
1983-84	27	11	.711	22	10	.688	49	21	.700
1984-85	27	7	.794	14	9	.609	41	16	.719
1985-86	23	20	.535	22	15	.595	45	35	.563
Career	98	44	.690	69	43	.616	167	87	.657

Atkinson, Ben • 2002-05 • Yorkshire, England

Season	Singles			Doubles			Combined		
	W	L	Pct.	W	L	Pct.	W	L	Pct.
2001-02	13	6	.684	19	14	.576	32	20	.615
2002-03	27	8	.771	9	8	.529	36	16	.692
2003-04	11	14	.440	16	13	.552	27	27	.500
2004-05	19	10	.655	14	14	.500	33	24	.579
Career	70	38	.648	58	49	.542	128	87	.595

Austin, Bill • 1968 • Philadelphia, Pa.

Season	Singles			Doubles			Combined		
	W	L	Pct.	W	L	Pct.	W	L	Pct.
1967-68	Stats Unavailable								
1968-69	0	1	.000	0	1	.000	0	2	.000

ALL-TIME LETTERWINNERS AND STATS

Avedikian, Mark • 1984 • Atlanta, Ga.

Season	Singles			Doubles			Combined		
	W	L	Pct.	W	L	Pct.	W	L	Pct.
1983-84	11	2	.846	7	5	.583	18	7	.720

Babenko, Dmitry • 2005-06 • Moscow, Russia

Season	Singles			Doubles			Combined		
	W	L	Pct.	W	L	Pct.	W	L	Pct.
2004-05	14	9	.609	14	12	.538	28	21	.571
2005-06	5	8	.385	1	3	.250	6	11	.353
Career	19	17	.528	15	15	.500	34	32	.515

Badurowicz, Greg • 1996-97 • Warsaw, Poland

Season	Singles			Doubles			Combined		
	W	L	Pct.	W	L	Pct.	W	L	Pct.
1995-96	14	12	.538	12	12	.500	26	24	.520
1996-97	15	20	.429	9	13	.409	24	33	.421
Career	29	32	.475	21	25	.457	50	57	.467

Barker, Brian • 1984-87 • Trumbull, Conn.

Season	Singles			Doubles			Combined		
	W	L	Pct.	W	L	Pct.	W	L	Pct.
1983-84	29	7	.806	16	2	.889	45	9	.833
1984-85	23	9	.719	3	2	.600	26	11	.703
1985-86	30	16	.652	18	12	.600	48	28	.632
1986-87	17	17	.500	15	10	.600	32	27	.542
Career	99	49	.669	52	26	.667	151	75	.668

Barnette, Ben • 2012-14 • Spartanburg, S.C.

Season	Singles			Doubles			Combined		
	W	L	Pct.	W	L	Pct.	W	L	Pct.
2011-12	6	7	.462	4	4	.500	10	11	.476
2012-13	7	6	.538	11	10	.524	18	16	.529
2013-14	3	6	.333	1	1	.500	4	7	.364
Career	16	19	.457	16	15	.516	32	34	.485

Beebe, Marler • 1983, 1985-86 • West Hartford, Conn.

Season	Singles			Doubles			Combined		
	W	L	Pct.	W	L	Pct.	W	L	Pct.
1982-83	3	0	1.000	0	0	—	3	0	1.000
1984-85	1	0	1.000	3	2	.600	4	2	.667
1985-86	0	2	.000	0	0	—	0	2	.000
Career	4	2	.667	3	2	.600	7	4	.636

Benton, Wood • 2016-17 • Spartanburg, S.C.

Season	Singles			Doubles			Combined		
	W	L	Pct.	W	L	Pct.	W	L	Pct.
2015-16	22	15	.595	9	5	.643	31	20	.608
2016-17	9	6	.600	2	4	.333	11	10	.524
Career	31	21	.596	11	9	.550	42	30	.583

Bergman, Jeff • 1997-2000 • Hilton Head, S.C.

Season	Singles			Doubles			Combined		
	W	L	Pct.	W	L	Pct.	W	L	Pct.
1996-97	13	5	.722	3	9	.250	16	14	.533
1997-98	4	8	.333	15	14	.517	19	22	.463
1998-99	7	8	.467	10	10	.500	17	18	.486
1999-2000	2	7	.222	2	7	.222	4	14	.222
Career	26	28	.481	30	40	.429	56	68	.452

Blackwell, Henry • 1956-58 • Columbia, S.C.

Season	Singles			Doubles			Combined		
	W	L	Pct.	W	L	Pct.	W	L	Pct.
1955-56	1	1	.500	1	1	.500	2	2	.500
1956-57	Stats Unavailable								
1957-58	Stats Unavailable								

Bommelje, Mark • 1994 • Orlando, Fla.

Season	Singles			Doubles			Combined		
	W	L	Pct.	W	L	Pct.	W	L	Pct.
1993-94	14	9	.609	10	5	.667	24	14	.632

Bones, Charlie • 1952

Season	Singles			Doubles			Combined		
	W	L	Pct.	W	L	Pct.	W	L	Pct.
1951-52	3	5	.375	0	0	—	3	5	.375

Bowling, Jake • 2011 • Cary, N.C.

Season	Singles			Doubles			Combined		
	W	L	Pct.	W	L	Pct.	W	L	Pct.
2010-11	6	17	.261	4	12	.250	10	29	.256

Brice, Miller • 1995-98 • Louisville, Ky.

Season	Singles			Doubles			Combined		
	W	L	Pct.	W	L	Pct.	W	L	Pct.
1994-95	11	18	.379	12	19	.387	23	37	.383
1995-96	6	5	.545	13	10	.565	19	15	.559
1996-97	2	7	.222	10	11	.476	12	18	.400
1997-98	8	3	.727	5	10	.333	13	13	.500
Career	27	33	.450	40	50	.444	67	83	.447

Brill, Keith • 1996-97 • Columbia, S.C.

Season	Singles			Doubles			Combined		
	W	L	Pct.	W	L	Pct.	W	L	Pct.
1995-96	12	9	.571	9	11	.450	21	20	.512
1996-97	33	19	.635	19	14	.576	52	33	.612
Career	45	28	.616	28	25	.528	73	53	.579

Brunson, Mason • 1968 • Florence, S.C.

Season	Singles			Doubles			Combined		
	W	L	Pct.	W	L	Pct.	W	L	Pct.
Stats Unavailable									

Buhrman, Larry • 1967-68 • Coral Gables, Fla.

Season	Singles			Doubles			Combined		
	W	L	Pct.	W	L	Pct.	W	L	Pct.
1966-67	2	1	.667	3	0	1.000	5	1	.833
1967-68	3	0	1.000	2	1	.667	5	1	.833
Career	5	1	.833	5	1	.833	10	2	.833

ALL-TIME LETTERWINNERS AND STATS

Burchell, Dave • 1986-87 • Halifax, Nova Scotia, Canada

Season	Singles			Doubles			Combined		
	W	L	Pct.	W	L	Pct.	W	L	Pct.
1985-86	4	10	.286	7	6	.538	11	16	.407
1986-87	5	4	.556	5	4	.556	10	8	.556
Career	9	14	.391	12	10	.545	21	24	.467

Burke, Ned • 1967-68 • Richmond, Va.

Season	Singles			Doubles			Combined		
	W	L	Pct.	W	L	Pct.	W	L	Pct.
1965-66	1	2	.333	2	1	.667	3	3	.500
1966-67	1	2	.333	2	1	.667	3	3	.500
Career	2	4	.333	4	2	.667	6	6	.500

Burnette, Ben • 1959-60

Season	Singles			Doubles			Combined		
	W	L	Pct.	W	L	Pct.	W	L	Pct.
1958-59	5	5	.500	3	1	.750	8	6	.571
1959-60	3	2	.600	3	1	.750	6	3	.667
Career	8	7	.533	6	2	.750	14	9	.609

Cameron, Scotty • 2017 • Mount Pleasant, S.C.

Season	Singles			Doubles			Combined		
	W	L	Pct.	W	L	Pct.	W	L	Pct.
2016-17	13	4	.764	0	3	.000	13	7	.650

Campbell, Kevin • 1982 • Lakeland, Fla.

Season	Singles			Doubles			Combined		
	W	L	Pct.	W	L	Pct.	W	L	Pct.
1981-82	15	4	.789	9	4	.692	24	8	.750

Campos, Pedro • 2007-10 • Salvador, Brazil

Season	Singles			Doubles			Combined		
	W	L	Pct.	W	L	Pct.	W	L	Pct.
2006-07	24	13	.649	18	11	.621	42	24	.636
2007-08	23	12	.657	11	18	.379	34	30	.531
2008-09	20	14	.588	16	14	.533	36	28	.563
2009-10	17	3	.850	15	8	.652	32	11	.744
Career	84	42	.667	60	51	.541	144	93	.608

Cassaigne, Benjamin • 1995 • Paris, France

Season	Singles			Doubles			Combined		
	W	L	Pct.	W	L	Pct.	W	L	Pct.
1994-95	9	2	.818	6	4	.600	15	6	.714

Cassidy, Rob • 2001-05 • Greenville, S.C.

Season	Singles			Doubles			Combined		
	W	L	Pct.	W	L	Pct.	W	L	Pct.
2000-01	3	7	.300	3	5	.375	6	12	.333
2001-02	5	6	.455	3	3	.500	8	9	.471
2002-03	4	5	.444	3	0	1.000	7	5	.583
2003-04	13	4	.765	5	3	.625	18	7	.720
2004-05	0	0	—	3	3	.500	3	3	.500
Career	25	22	.532	17	14	.548	42	36	.538

Cattini, Francesco • 1996 • Mantova, Italy

Season	Singles			Doubles			Combined		
	W	L	Pct.	W	L	Pct.	W	L	Pct.
1995-96	17	16	.515	5	9	.357	22	25	.468

Christiansen, Glenn • 1989 • Summit, N.J.

Season	Singles			Doubles			Combined		
	W	L	Pct.	W	L	Pct.	W	L	Pct.
1988-89	4	5	.444	0	0	—	4	5	.444

Clausen, George • 1951, 1953

Season	Singles			Doubles			Combined		
	W	L	Pct.	W	L	Pct.	W	L	Pct.
1950-51	10	2	.833	0	0	—	10	2	.833
1952-53	5	10	.333	7	3	.700	12	13	.480
Career	15	12	.556	7	3	.700	22	15	.595

Coleman, Wink • 1980-82 • Spartanburg, S.C.

Season	Singles			Doubles			Combined		
	W	L	Pct.	W	L	Pct.	W	L	Pct.
1979-80				Stats Unavailable					
1980-81	1	0	1.000	5	0	1.000	6	0	1.000
1981-82	3	0	1.000	0	0	—	3	0	1.000
Career	4	0	1.000	5	0	1.000	9	0	1.000

Collins, Tom • 1972-73 • Homestead, Fla.

Season	Singles			Doubles			Combined		
	W	L	Pct.	W	L	Pct.	W	L	Pct.
1971-72	19	6	.760	13	8	.619	32	14	.696
1972-73	8	0	1.000	12	5	.706	20	5	.800
Career	27	6	.818	25	13	.658	52	19	.732

Conk, Chip • 1981-82 • Richmond, Va.

Season	Singles			Doubles			Combined		
	W	L	Pct.	W	L	Pct.	W	L	Pct.
1980-81	4	1	.800	2	3	.400	6	4	.600
1981-82	3	2	.600	0	0	—	3	2	.600
Career	7	3	.700	2	3	.400	9	6	.600

Cook, Ben • 1992-95 • Kershaw, S.C.

Season	Singles			Doubles			Combined		
	W	L	Pct.	W	L	Pct.	W	L	Pct.
1991-92	13	11	.542	7	6	.538	20	17	.541
1992-93	15	18	.455	18	11	.621	33	29	.532
1993-94	11	12	.478	16	14	.533	27	26	.509
1994-95	15	20	.429	12	20	.375	27	40	.403
Career	54	61	.470	53	51	.510	107	112	.489

Cooke, Sterling • 1982-85 • Nassau, Bahamas

Season	Singles			Doubles			Combined		
	W	L	Pct.	W	L	Pct.	W	L	Pct.
1981-82	20	7	.741	21	5	.808	41	12	.774
1982-83	15	13	.536	12	6	.667	27	19	.587
1983-84	11	8	.579	8	0	1.000	19	8	.704
1984-85	7	0	1.000	14	9	.609	21	9	.700
Career	53	28	.654	55	20	.733	108	48	.692

ALL-TIME LETTERWINNERS AND STATS

Cox, Al • 1966

Season	Singles			Doubles			Combined		
	W	L	Pct.	W	L	Pct.	W	L	Pct.
1965-66	1	2	.333	2	1	.667	3	3	.500

Cox, Chip • 2011-14 • Myrtle Beach, S.C.

Season	Singles			Doubles			Combined		
	W	L	Pct.	W	L	Pct.	W	L	Pct.
2010-11	10	11	.476	9	13	.409	19	24	.442
2011-12	18	19	.486	17	19	.472	35	38	.479
2012-13	18	18	.500	18	14	.563	36	32	.529
2013-14	23	12	.657	14	19	.424	37	31	.544
Career	69	60	.535	58	65	.472	127	125	.504

Crabtree, Reagan • 1996-97 • Raleigh, N.C.

Season	Singles			Doubles			Combined		
	W	L	Pct.	W	L	Pct.	W	L	Pct.
1995-96	4	6	.400	3	4	.429	7	10	.412
1996-97	5	7	.417	1	5	.167	6	12	.333
Career	9	13	.409	4	9	.308	13	22	.371

Craig, Tom • 1972-74 • Roanoke, Va.

Season	Singles			Doubles			Combined		
	W	L	Pct.	W	L	Pct.	W	L	Pct.
1971-72	18	4	.818	7	10	.412	25	14	.641
1972-73	10	5	.667	15	6	.714	25	11	.694
1973-74	9	7	.563	6	4	.600	15	11	.577
Career	37	26	.698	28	20	.583	65	36	.644

Cressoni, Ivan • 2007-10 • Araras, Brazil

Season	Singles			Doubles			Combined		
	W	L	Pct.	W	L	Pct.	W	L	Pct.
2006-07	14	10	.583	8	16	.333	22	26	.458
2007-08	9	16	.360	8	13	.381	17	29	.370
2008-09	14	4	.778	8	9	.471	22	13	.629
2009-10	7	22	.241	16	15	.516	23	37	.383
Career	44	52	.458	40	53	.430	84	105	.444

Crystal, Lior • 2001 • Tel Aviv, Isreal

Season	Singles			Doubles			Combined		
	W	L	Pct.	W	L	Pct.	W	L	Pct.
2000-01	0	2	.000	2	1	.667	2	3	.400

Cubas, Diego • 2008-10 • Santa Catarina, Brazil

Season	Singles			Doubles			Combined		
	W	L	Pct.	W	L	Pct.	W	L	Pct.
2007-08	13	10	.565	9	7	.563	22	17	.564
2008-09	21	16	.568	21	14	.600	42	30	.583
2009-10	19	15	.559	20	13	.606	39	28	.582
Career	53	41	.564	50	34	.595	103	75	.579

Cuellar, Jaime • 2005-09 • San Salvador, El Salvador

Season	Singles			Doubles			Combined		
	W	L	Pct.	W	L	Pct.	W	L	Pct.
2004-05	28	12	.700	25	13	.658	53	25	.679
2005-06	17	10	.630	20	14	.588	37	24	.607
2006-07	2	1	.667	3	1	.750	5	2	.714
2007-08	4	11	.267	5	7	.471	9	18	.333
2008-09	9	11	.450	12	8	.600	21	19	.525
Career	60	45	.571	65	43	.602	125	88	.587

Delseni, Dave • 1985-87 • Maywood, N.J.

Season	Singles			Doubles			Combined		
	W	L	Pct.	W	L	Pct.	W	L	Pct.
1984-85	21	10	.677	16	9	.640	37	19	.661
1985-86	25	10	.714	17	11	.607	42	21	.667
1986-87	16	6	.727	14	11	.560	30	17	.638
Career	62	26	.705	47	31	.603	109	57	.657

Dennis, Yancy • 2016-17 • Reisterstown, Md.

Season	Singles			Doubles			Combined		
	W	L	Pct.	W	L	Pct.	W	L	Pct.
2015-16	10	9	.526	13	10	.565	23	19	.548
2016-17	21	12	.625	21	11	.656	42	23	.641
Career	31	21	.588	34	21	.618	65	42	.607

Denoon, James • 1967 • Richmond, Va.

Season	Singles			Doubles			Combined		
	W	L	Pct.	W	L	Pct.	W	L	Pct.
Stats Unavailable									

Desatnik, Brian • 1972-74 • Johannesburg, South Africa

Season	Singles			Doubles			Combined		
	W	L	Pct.	W	L	Pct.	W	L	Pct.
1971-72	20	6	.769	7	10	.412	27	16	.628
1972-73	15	7	.682	7	7	.500	22	14	.611
1973-74	10	6	.625	0	0	—	10	6	.625
Career	45	19	.703	14	17	.452	59	36	.621

Detrich, Bob • 1979-80 • Salinas, Calif.

Season	Singles			Doubles			Combined		
	W	L	Pct.	W	L	Pct.	W	L	Pct.
1978-79	17	17	.500	14	8	.636	31	25	.554
1979-80	7	6	.538	15	10	.600	22	16	.579
Career	24	23	.511	29	18	.617	53	41	.564

Diller, Ken • 1987-89 • Studio City, Calif.

Season	Singles			Doubles			Combined		
	W	L	Pct.	W	L	Pct.	W	L	Pct.
1986-87	33	16	.673	26	12	.684	59	28	.678
1987-88	1	2	.333	3	2	.600	4	4	.500
1988-89	21	15	.583	23	10	.697	44	25	.638
Career	55	33	.625	52	24	.684	107	57	.652

Dobson, Bob • 1959

Season	Singles			Doubles			Combined		
	W	L	Pct.	W	L	Pct.	W	L	Pct.
1958-59	4	8	.333	2	3	.400	6	11	.353

ALL-TIME LETTERWINNERS AND STATS

Dukes, Phil • 1974-77 • New Canaan, Conn.

Season	Singles			Doubles			Combined		
	W	L	Pct.	W	L	Pct.	W	L	Pct.
1973-74	16	6	.727	21	7	.750	37	13	.740
1974-75	22	4	.846	23	2	.920	45	6	.882
1975-76	30	1	.968	25	5	.833	55	6	.902
1976-77	7	0	1.000	0	0	—	7	0	1.000
Career	75	11	.872	69	14	.831	144	25	.852

Eguez, Carl • 2012 • Ft. Lauderdale, Fla.

Season	Singles			Doubles			Combined		
	W	L	Pct.	W	L	Pct.	W	L	Pct.
2011-12	13	12	.520	14	10	.583	27	22	.551

Eklund, Tom • 2003-06 • Hollviken, Sweden

Season	Singles			Doubles			Combined		
	W	L	Pct.	W	L	Pct.	W	L	Pct.
2002-03	13	11	.542	11	14	.440	24	25	.490
2003-04	23	9	.719	15	12	.556	38	21	.644
2004-05	22	16	.579	19	14	.576	41	30	.577
2005-06	16	17	.485	20	8	.714	36	25	.590
Career	74	53	.583	65	48	.575	139	101	.579

Elkins, Elliot • 2002

Season	Singles			Doubles			Combined		
	W	L	Pct.	W	L	Pct.	W	L	Pct.
2001-02	4	4	.500	0	0	—	4	4	.500

Esqueda, Jorge • 1994-97 • Guadalajara, Mexico

Season	Singles			Doubles			Combined		
	W	L	Pct.	W	L	Pct.	W	L	Pct.
1993-94	23	7	.767	7	5	.583	30	12	.714
1994-95	25	14	.641	12	8	.600	37	22	.627
1995-96	32	6	.842	14	13	.519	46	19	.708
1996-97	33	11	.750	12	17	.414	45	28	.616
Career	113	38	.748	45	43	.511	158	81	.661

Feldman, Spencer • 2007 • Upper Brookville, N.Y.

Season	Singles			Doubles			Combined		
	W	L	Pct.	W	L	Pct.	W	L	Pct.
2006-07	9	18	.333	1	7	.125	10	25	.286

Fennell, Alex • 2016-17 • Bala Cynwyd, Pa.

Season	Singles			Doubles			Combined		
	W	L	Pct.	W	L	Pct.	W	L	Pct.
2013-14	20	13	.606	6	4	.600	26	17	.604
2014-15	13	23	.361	14	14	.500	27	37	.422
2015-16	25	15	.625	15	13	.536	40	28	.588
2016-17	22	11	.667	7	18	.280	29	29	.500
Career	80	62	.563	42	49	.462	122	111	.524

Fischer, Al • 1951

Season	Singles			Doubles			Combined		
	W	L	Pct.	W	L	Pct.	W	L	Pct.
1950-51	5	7	.417	0	0	—	5	7	.417

Flier, Edward • 1983 • South Bend, Ind.

Season	Singles			Doubles			Combined		
	W	L	Pct.	W	L	Pct.	W	L	Pct.
1982-83	15	4	.789	6	5	.545	21	9	.700

Frey, Buz • 1979 • Lynchburg, Va.

Season	Singles			Doubles			Combined		
	W	L	Pct.	W	L	Pct.	W	L	Pct.
1978-79	1	0	1.000	1	1	.500	2	1	.667

Friedrich, Gabriel • 2016-17 • Porto Alegre, Brazil.

Season	Singles			Doubles			Combined		
	W	L	Pct.	W	L	Pct.	W	L	Pct.
2015-16	21	18	.538	17	15	.531	38	33	.535
2016-17	26	14	.650	21	12	.636	47	26	.644
Career	47	32	.595	38	27	.585	85	59	.590

Fritz, Bernard • 1974-75 • Marseille, France

Season	Singles			Doubles			Combined		
	W	L	Pct.	W	L	Pct.	W	L	Pct.
1973-74	14	6	.700	9	2	.818	23	8	.742
1974-75	Stats Unavailable								

Frontera, Jaime • 1986-90 • Mayaguez, Puerto Rico

Season	Singles			Doubles			Combined		
	W	L	Pct.	W	L	Pct.	W	L	Pct.
1986-87	13	7	.650	10	5	.667	23	8	.657
1987-88	18	14	.563	10	12	.455	28	26	.519
1988-89	14	16	.467	7	3	.700	21	19	.525
1989-90	14	6	.700	13	9	.591	27	15	.643
Career	59	43	.578	31	17	.646	90	60	.600

Frontera, Jose • 1990-94 • Mayaguez, Puerto Rico

Season	Singles			Doubles			Combined		
	W	L	Pct.	W	L	Pct.	W	L	Pct.
1989-90	4	2	.667	4	2	.667	8	4	.667
1990-91	2	1	.667	1	0	1.000	3	1	.750
1991-92	6	6	.500	5	4	.556	11	10	.524
1992-93	9	14	.391	21	11	.656	30	25	.545
1993-94	5	5	.500	20	15	.571	25	20	.556
Career	26	28	.481	51	32	.614	77	60	.562

Gamboa, Juan • 1999-2000 • Bogota, Colombia

Season	Singles			Doubles			Combined		
	W	L	Pct.	W	L	Pct.	W	L	Pct.
1998-99	28	15	.651	27	20	.574	55	35	.611
1999-2000	8	11	.421	8	10	.444	16	21	.432
Career	36	26	.581	35	30	.538	71	56	.559

Gantt, Levon • 1955-56

Season	Singles			Doubles			Combined		
	W	L	Pct.	W	L	Pct.	W	L	Pct.
1954-55	8	4	.667	5	4	.556	13	8	.619
1955-56	1	1	.500	1	1	.500	2	2	.500
Career	9	5	.643	6	5	.545	15	10	.600

ALL-TIME LETTERWINNERS AND STATS

Geller, Steve • 1973-76 • Brooklyn, N.Y.

Season	Singles			Doubles			Combined		
	W	L	Pct.	W	L	Pct.	W	L	Pct.
1972-73	2	1	.667	10	0	1.000	12	1	.923
1973-74	7	2	.778	15	4	.789	22	6	.786
1974-75	16	10	.615	23	2	.920	39	12	.765
1975-76	5	0	1.000	17	1	.944	22	1	.957
Career	30	13	.698	65	7	.903	95	20	.82

Gilbert, Barry • 1978-79 • Piedmont, Calif.

Season	Singles			Doubles			Combined		
	W	L	Pct.	W	L	Pct.	W	L	Pct.
1977-78	17	10	.630	12	10	.545	29	20	.592
1978-79	22	13	.629	9	8	.529	31	21	.596
Career	39	23	.629	21	18	.538	60	41	.594

Gilbert, Hugh • 1951

Season	Singles			Doubles			Combined		
	W	L	Pct.	W	L	Pct.	W	L	Pct.
1950-51	6	6	.500	1	0	1.000	7	6	.538

Gloria, Louie • 1988-91 • Orange, Conn.

Season	Singles			Doubles			Combined		
	W	L	Pct.	W	L	Pct.	W	L	Pct.
1987-88	5	4	.556	5	2	.714	10	6	.625
1988-89	30	23	.566	30	10	.750	60	33	.645
1989-90	37	15	.712	19	8	.704	56	23	.709
1990-91	27	7	.794	9	4	.692	36	11	.766
Career	99	49	.669	63	24	.724	162	73	.689

Gregory, Earl • 1959

Season	Singles			Doubles			Combined		
	W	L	Pct.	W	L	Pct.	W	L	Pct.
1958-59	6	6	.500	1	4	.200	7	10	.412

Hahneiser, Dirk • 1990-92 • Munster, Germany

Season	Singles			Doubles			Combined		
	W	L	Pct.	W	L	Pct.	W	L	Pct.
1989-90	7	8	.467	5	3	.625	12	11	.522
1990-91	31	17	.646	20	12	.625	51	29	.638
1991-92	20	21	.488	3	14	.176	23	35	.397
Career	58	46	.558	28	29	.491	86	75	.534

Harmon, Craig • 1983

Season	Singles			Doubles			Combined		
	W	L	Pct.	W	L	Pct.	W	L	Pct.
Stats Unavailable									

Heald, Bobby • 1966-69 • Lynchburg, Va.

Season	Singles			Doubles			Combined		
	W	L	Pct.	W	L	Pct.	W	L	Pct.
1966-67	2	1	.667	3	0	1.000	5	1	.833
1967-68	3	0	1.000	2	1	.667	5	1	.833
1968-69	1	0	1.000	1	0	1.000	2	0	1.000
Career	6	1	.857	6	1	.857	12	2	.857

Heath, William • 1956

Season	Singles			Doubles			Combined		
	W	L	Pct.	W	L	Pct.	W	L	Pct.
1955-56	1	1	.500	1	1	.500	2	2	.500

Heavey, Declan • 1975

Season	Singles			Doubles			Combined		
	W	L	Pct.	W	L	Pct.	W	L	Pct.
1974-75	1	0	—	3	0	1.000	4	0	1.000

Heinz, John • 1953-55 • Columbia, S.C.

Season	Singles			Doubles			Combined		
	W	L	Pct.	W	L	Pct.	W	L	Pct.
1952-53	2	5	.286	7	3	.700	9	8	.529
1953-54	8	7	.533	4	11	.267	17	12	.400
1954-55	2	9	.182	5	7	.417	7	16	.304
Career	12	21	.364	16	21	.432	28	42	.400

Heiser, Bill • 1981

Season	Singles			Doubles			Combined		
	W	L	Pct.	W	L	Pct.	W	L	Pct.
1980-81	8	0	1.000	14	4	.778	22	4	.846

Heller, Art • 1983-84 • Plantation, Fla.

Season	Singles			Doubles			Combined		
	W	L	Pct.	W	L	Pct.	W	L	Pct.
1982-83	20	5	.800	6	5	.545	26	10	.722
1983-84	13	9	.591	9	5	.643	22	14	.611
Career	33	14	.702	15	10	.600	48	24	.667

Heller, Robert • 1983

Season	Singles			Doubles			Combined		
	W	L	Pct.	W	L	Pct.	W	L	Pct.
1982-83	0	0	.000	0	1	.000	0	1	.000

Herman, Dave 1988-89 • Rock Hill, S.C.

Season	Singles			Doubles			Combined		
	W	L	Pct.	W	L	Pct.	W	L	Pct.
1987-88	3	2	.600	2	3	.400	5	5	.500
1988-89	32	12	.727	4	1	.800	36	13	.735
Career	35	14	.714	6	4	.600	41	18	.695

Herrick, Jeff • 1968 • Paoli, Pa.

Season	Singles			Doubles			Combined		
	W	L	Pct.	W	L	Pct.	W	L	Pct.
Stats Unavailable									

Hodgin, Chuck • 1978-81 • Sumter, S.C.

Season	Singles			Doubles			Combined		
	W	L	Pct.	W	L	Pct.	W	L	Pct.
1977-78	17	10	.630	16	5	.762	33	15	.688
1978-79	6	6	.500	0	2	.000	6	8	.429
1979-80	23	3	.885	12	8	.600	35	11	.761
1980-81	24	5	.828	20	6	.769	44	11	.800
Career	70	24	.745	48	21	.696	118	45	.724

ALL-TIME LETTERWINNERS AND STATS

Holcombe, Lavant • 1951

Season	Singles			Doubles			Combined		
	W	L	Pct.	W	L	Pct.	W	L	Pct.
1950-51	4	8	.333	1	0	1.000	5	8	.385

Holler, Cliff • 1959-60

Season	Singles			Doubles			Combined		
	W	L	Pct.	W	L	Pct.	W	L	Pct.
1958-59	3	3	.500	2	2	.500	5	5	.500
1959-60	3	1	.750	2	2	.500	5	3	.625
Career	6	4	.600	4	4	.500	10	8	.556

Hopper, Dave • 1990-91 • Kansas City, Mo.

Season	Singles			Doubles			Combined		
	W	L	Pct.	W	L	Pct.	W	L	Pct.
1989-90	34	20	.630	24	10	.706	58	30	.659
1990-91	31	17	.646	14	11	.560	45	28	.611
Career	65	37	.637	38	21	.644	103	58	.640

Hufschmid, Andreas • 1973-76 • Geneva, Switzerland

Season	Singles			Doubles			Combined		
	W	L	Pct.	W	L	Pct.	W	L	Pct.
1972-73	27	3	.900	22	4	.846	49	7	.875
1973-74	27	7	.794	16	10	.615	43	17	.717
1974-75	16	10	.615	14	11	.560	30	21	.588
1975-76	25	6	.806	8	2	.800	33	8	.805
Career	95	26	.785	60	27	.690	155	53	.745

Hull, Jeff • 1975-78 • Mountain Lakes, N.J.

Season	Singles			Doubles			Combined		
	W	L	Pct.	W	L	Pct.	W	L	Pct.
1974-75	22	1	.957	20	3	.870	42	4	.913
1975-76	23	1	.958	21	3	.875	44	4	.917
1976-77	15	9	.625	13	4	.765	28	13	.683
1977-78	20	6	.769	18	5	.783	38	11	.776
Career	80	17	.825	72	15	.828	152	32	.826

Jimenez, Maxsy • 1994-96 • Valencia, Venezuela

Season	Singles			Doubles			Combined		
	W	L	Pct.	W	L	Pct.	W	L	Pct.
1993-94	22	10	.688	16	8	.667	38	18	.679
1994-95	26	11	.703	19	13	.594	45	24	.652
1995-96	16	13	.552	11	9	.550	27	22	.551
Career	64	34	.653	46	30	.605	110	64	.632

Jobanputra, Anand • 1998 • Columbia, S.C.

Season	Singles			Doubles			Combined		
	W	L	Pct.	W	L	Pct.	W	L	Pct.
1997-98	2	5	.286	1	3	.250	3	8	.273

Jones, Nick • 2011-12 • Cardiff, Wales

Season	Singles			Doubles			Combined		
	W	L	Pct.	W	L	Pct.	W	L	Pct.
2010-11	2	14	.125	4	12	.250	6	26	.188
2011-12	11	21	.344	16	15	.516	27	36	.429
Career	13	35	.271	20	27	.426	33	62	.347

Jourdon, Jerome • 1997-2000 • Courbevoie, France

Season	Singles			Doubles			Combined		
	W	L	Pct.	W	L	Pct.	W	L	Pct.
1996-97	25	9	.735	16	14	.533	41	23	.641
1997-98	33	11	.750	23	11	.676	56	22	.718
1998-99	35	13	.729	22	21	.512	57	34	.626
1999-2000	19	11	.633	16	11	.593	35	22	.614
Career	112	44	.718	77	57	.575	189	101	.652

Jubb, Paul • 2017 • Hull, England

Season	Singles			Doubles			Combined		
	W	L	Pct.	W	L	Pct.	W	L	Pct.
2017	11	3	.786	10	1	.909	21	4	.840

Kalman, David • 1967 • Richmond, Va.

Season	Singles			Doubles			Combined		
	W	L	Pct.	W	L	Pct.	W	L	Pct.
Stats Unavailable									

Kamm, Art • 1970-72 • Neptune City, N.J.

Season	Singles			Doubles			Combined		
	W	L	Pct.	W	L	Pct.	W	L	Pct.
1969-70	Stats Unavailable								
1971-72	Stats Unavailable								
1971-72	9	5	.643	13	8	.619	22	13	.629

Kaplan, Bob • 1977-79 • Cranford, N.J.

Season	Singles			Doubles			Combined		
	W	L	Pct.	W	L	Pct.	W	L	Pct.
1976-77	8	4	.667	0	0	—	8	4	.667
1977-78	13	4	.765	1	0	1.000	14	4	.778
1978-79	1	1	.500	0	0	—	1	1	.500
Career	22	9	.710	1	0	1.000	23	9	.719

Karlen, Johan • 1986-89 • Boras, Sweden

Season	Singles			Doubles			Combined		
	W	L	Pct.	W	L	Pct.	W	L	Pct.
1985-86	19	14	.576	2	2	.500	21	16	.568
1986-87	25	18	.581	0	5	.000	25	23	.521
1987-88	12	9	.571	0	4	.000	12	13	.480
1988-89	27	10	.730	1	1	.500	28	11	.718
Career	83	51	.619	3	12	.200	86	63	.577

Kefalos, Dru • 1978-81 • Parkersburg, W.Va.

Season	Singles			Doubles			Combined		
	W	L	Pct.	W	L	Pct.	W	L	Pct.
1977-78	4	0	1.000	4	2	.667	8	2	.800
1978-79	11	4	.733	2	3	.400	13	7	.650
1979-80	Stats Unavailable								
1980-81	1	1	.500	4	3	.571	5	4	.556
Career	16	5	.762	10	8	.556	26	13	.667

ALL-TIME LETTERWINNERS AND STATS

Kefalos, Jeff • 1973-76 • Parkersburg, W.Va.

Season	Singles			Doubles			Combined		
	W	L	Pct.	W	L	Pct.	W	L	Pct.
1972-73	26	3	.897	22	4	.846	48	7	.873
1973-74	26	7	.788	18	5	.783	44	12	.786
1974-75	23	2	.920	20	3	.870	43	5	.896
1975-76	29	3	.906	21	3	.875	50	6	.893
Career	104	15	.875	81	15	.844	185	30	.860

Klonares, Nick • 1953

Season	Singles			Doubles			Combined		
	W	L	Pct.	W	L	Pct.	W	L	Pct.
1952-53	7	7	.500	8	6	.571	15	13	.539

Knorr, Geraldo • 2003-06 • Florianopolis, Brazil

Season	Singles			Doubles			Combined		
	W	L	Pct.	W	L	Pct.	W	L	Pct.
2002-03	7	5	.583	12	8	.600	19	13	.594
2003-04	26	13	.667	17	16	.515	43	29	.597
2004-05	12	17	.414	16	13	.552	28	30	.483
2005-06	16	8	.667	16	7	.696	32	15	.681
Career	61	43	.587	61	44	.581	122	87	.584

Koch, Kyle • 2012-15 • Irmo, S.C.

Season	Singles			Doubles			Combined		
	W	L	Pct.	W	L	Pct.	W	L	Pct.
2011-12	20	15	.571	26	12	.684	46	27	.630
2012-13	22	14	.611	22	12	.647	44	26	.629
2013-14	17	12	.586	19	17	.528	36	29	.554
2014-15	26	11	.703	24	12	.667	50	23	.685
Career	85	52	.620	91	53	.632	176	105	.626

Kostanov, Alexander • 2010-11 • Kursk, Russia

Season	Singles			Doubles			Combined		
	W	L	Pct.	W	L	Pct.	W	L	Pct.
2009-10	7	14	.333	10	10	.500	17	24	.415
2010-11	15	19	.441	11	18	.379	26	37	.413
Career	22	33	.400	21	28	.429	43	61	.413

Kramer, David • 1979-80 • South Orange, N.J.

Season	Singles			Doubles			Combined		
	W	L	Pct.	W	L	Pct.	W	L	Pct.
1978-79	16	7	.696	9	8	.529	25	15	.625
1979-80	5	5	.500	0	0	—	5	5	.500
Career	21	12	.636	9	8	.529	30	20	.600

Kruger, Moe • 1982-83 • Longboat Key, Fla.

Season	Singles			Doubles			Combined		
	W	L	Pct.	W	L	Pct.	W	L	Pct.
1981-82	14	6	.700	0	0	—	14	6	.700
1982-83	15	4	.789	0	0	—	15	4	.789
Career	29	10	.744	0	0	—	29	10	.744

Kwon, Young Min • 1985-86 • Philadelphia, Pa.

Season	Singles			Doubles			Combined		
	W	L	Pct.	W	L	Pct.	W	L	Pct.
1984-85	26	5	.839	1	0	1.000	27	5	.844
1985-86	13	7	.650	4	4	.500	17	11	.607
Career	39	12	.733	5	4	.733	44	16	.733

Langone, P.J. • 1990-93 • Franklin Lakes, N.J.

Season	Singles			Doubles			Combined		
	W	L	Pct.	W	L	Pct.	W	L	Pct.
1989-90	32	19	.627	5	1	.833	37	20	.649
1990-91	24	17	.585	10	10	.500	34	27	.557
1991-92	14	10	.583	1	2	.333	15	12	.556
1992-93	11	15	.423	7	2	.778	18	17	.514
Career	81	61	.570	23	15	.605	104	76	.578

Legat, Guillaume • 1998-2001 • Saint Lo, France

Season	Singles			Doubles			Combined		
	W	L	Pct.	W	L	Pct.	W	L	Pct.
1997-98	28	7	.800	22	7	.759	50	14	.781
1998-99	34	10	.773	21	18	.538	55	28	.663
1999-2000	28	12	.700	12	16	.429	40	28	.588
2000-01	25	7	.781	8	12	.400	33	19	.635
Career	115	36	.762	63	53	.543	178	89	.667

LeGrand, John • 1972-75 • Shelby, N.C.

Season	Singles			Doubles			Combined		
	W	L	Pct.	W	L	Pct.	W	L	Pct.
1971-72				Stats Unavailable					
1972-73				Stats Unavailable					
1973-74	6	3	.667	0	0	—	6	3	.667
1974-75	2	2	.500	3	4	.429	5	6	.455

Light, Bill • 1968 • River Edge, N.J.

Season	Singles			Doubles			Combined		
	W	L	Pct.	W	L	Pct.	W	L	Pct.
1967-68	3	0	1.000	1	2	.333	4	2	.667

Little, Eric • 1985-86 • Charlotte, N.C.

Season	Singles			Doubles			Combined		
	W	L	Pct.	W	L	Pct.	W	L	Pct.
1984-85	0	1	.000	4	3	.571	4	4	.500
1985-86	0	0	—	2	1	.667	2	1	.667
Career	0	1	.733	6	4	.733	6	5	.733

Logan, Joe • 1959-60

Season	Singles			Doubles			Combined		
	W	L	Pct.	W	L	Pct.	W	L	Pct.
1958-59	1	5	.167	0	1	.000	1	6	.143
1959-60	1	0	1.000	3	1	.750	4	1	.800
Career	2	5	.286	3	2	.600	5	7	.417

Long, Ray • 1951

Season	Singles			Doubles			Combined		
	W	L	Pct.	W	L	Pct.	W	L	Pct.
1950-51	8	4	.667	1	0	1.000	9	4	.692

ALL-TIME LETTERWINNERS AND STATS

Longley, Steve • 1985-89 • Boca Raton, Fla.

Season	Singles			Doubles			Combined		
	W	L	Pct.	W	L	Pct.	W	L	Pct.
1984-85	0	0	—	0	1	.000	0	1	.000
1985-86	17	12	.586	11	14	.440	28	26	.519
1986-87	41	16	.719	17	8	.680	58	24	.707
1987-88	24	15	.615	15	8	.652	39	23	.629
1988-89	42	24	.636	29	20	.592	71	44	.617
Career	124	67	.733	72	51	.585	196	118	.624

Luft, Bob • 1958

Season	Singles			Doubles			Combined		
	W	L	Pct.	W	L	Pct.	W	L	Pct.
Stats Unavailable									

Lynch, Richard • 1989-93 • Douglastown, N.Y.

Season	Singles			Doubles			Combined		
	W	L	Pct.	W	L	Pct.	W	L	Pct.
1988-89	2	4	.333	15	14	.517	17	18	.486
1989-90	12	9	.571	8	11	.421	20	20	.500
1991-92	0	2	.000	6	6	.500	6	8	.429
1992-93	3	5	.375	20	11	.645	23	16	.590
Career	17	20	.459	49	42	.538	66	62	.516

MacDonald, Peter • 1977-80 • Springfield, Va.

Season	Singles			Doubles			Combined		
	W	L	Pct.	W	L	Pct.	W	L	Pct.
1976-77	16	12	.571	0	0	—	16	12	.571
1977-78	20	8	.714	12	10	.545	32	18	.640
1978-79	3	2	.600	2	2	.500	5	4	.556
1979-80	14	11	.560	17	6	.739	31	17	.646
Career	53	33	.616	31	18	.633	84	51	.622

Machado, Ivan • 2009-11 • Rio de Janeiro, Brazil

Season	Singles			Doubles			Combined		
	W	L	Pct.	W	L	Pct.	W	L	Pct.
2008-09	19	12	.613	20	16	.556	39	28	.582
2009-10	13	17	.433	17	14	.548	30	31	.492
2010-11	11	22	.333	9	22	.290	20	44	.313
2011-12	14	17	.452	17	13	.567	31	30	.508
Career	57	68	.456	63	65	.492	120	133	.474

Macko, Greg • 1980-84 • Glastonbury, Conn.

Season	Singles			Doubles			Combined		
	W	L	Pct.	W	L	Pct.	W	L	Pct.
1980-81	Stats Unavailable								
1981-82	1	1	.500	0	0	—	1	1	.500
1982-83	Stats Unavailable								
1983-84	Stats Unavailable								
Career	1	1	.500	0	0	—	1	1	.500

Malloy, William "Doc" • 1969-73 • Lynchburg, Va.

Season	Singles			Doubles			Combined		
	W	L	Pct.	W	L	Pct.	W	L	Pct.
1969-70	Stats Unavailable								
1970-71	Stats Unavailable								
1971-72	Stats Unavailable								
1972-73	22	3	.880	0	0	—	22	3	.880

Mansell, Phil • 1960

Season	Singles			Doubles			Combined		
	W	L	Pct.	W	L	Pct.	W	L	Pct.
1959-60	2	2	.500	2	1	.667	4	3	.571

Marcoline, Terry • 1987-88 • Anaheim Hills, Calif.

Season	Singles			Doubles			Combined		
	W	L	Pct.	W	L	Pct.	W	L	Pct.
1986-87	6	6	.500	1	5	.167	7	11	.389
1987-88	1	3	.250	1	2	.333	2	5	.286
Career	7	9	.438	2	7	.222	9	16	.360

Marks, Tim • 1972-73 • Miami, Fla.

Season	Singles			Doubles			Combined		
	W	L	Pct.	W	L	Pct.	W	L	Pct.
1971-72	14	11	.560	10	8	.556	24	19	.558
1972-73	Stats Unavailable								
Career	14	11	.560	10	8	.556	24	19	.558

Mayotte, Chris • 1976-79 • Springfield, Mass.

Season	Singles			Doubles			Combined		
	W	L	Pct.	W	L	Pct.	W	L	Pct.
1975-76	26	3	.897	16	4	.800	42	7	.857
1976-77	22	3	.880	0	0	—	22	3	.880
1977-78	20	7	.741	17	6	.739	37	13	.740
1978-79	25	12	.676	17	8	.680	42	20	.677
Career	93	25	.788	50	18	.735	143	43	.769

Mayronne, Thomas • 2015-17 • Monroe, La.

Season	Singles			Doubles			Combined		
	W	L	Pct.	W	L	Pct.	W	L	Pct.
2014-15	7	16	.304	18	14	.563	25	30	.455
2015-16	28	14	.667	13	12	.520	41	26	.612
2016-17	17	13	.567	14	5	.750	32	18	.640
Career	52	43	.547	45	31	.592	98	74	.570

McAlhaney, Jason • 2003-04 • Aiken, S.C.

Season	Singles			Doubles			Combined		
	W	L	Pct.	W	L	Pct.	W	L	Pct.
2002-03	3	3	.500	0	2	.000	3	5	.375
2003-04	1	3	.250	0	0	—	1	3	.250
Career	4	6	.400	0	2	.000	4	8	.333

McCarthy, Kevin • 1970-73 • Teaneck N.J.

Season	Singles			Doubles			Combined		
	W	L	Pct.	W	L	Pct.	W	L	Pct.
1969-70	Stats Unavailable								
1970-71	Stats Unavailable								
1971-72	21	3	.875	10	8	.556	31	11	.738
1972-73	20	10	.667	10	8	.556	30	18	.625
Career	41	13	.759	20	16	.556	61	29	.678

ALL-TIME LETTERWINNERS AND STATS

McCredie, Jimmie • 1952

Season	Singles			Doubles			Combined		
	W	L	Pct.	W	L	Pct.	W	L	Pct.
1951-52	0	8	.000	0	3	.000	0	11	.000

McDonald, Brian • 1980-81 • East London, South Africa

Season	Singles			Doubles			Combined		
	W	L	Pct.	W	L	Pct.	W	L	Pct.
1979-80	21	8	.724	17	6	.739	38	14	.731
1980-81	20	4	.833	22	5	.815	42	9	.824
Career	41	12	.774	39	11	.780	80	23	.777

McIntosh, Bob • 1976

Season	Singles			Doubles			Combined		
	W	L	Pct.	W	L	Pct.	W	L	Pct.
1975-76	0	0	—	3	0	1.000	3	0	1.000

Menzies, Harry • 2010-13 • Charlotte, N.C.

Season	Singles			Doubles			Combined		
	W	L	Pct.	W	L	Pct.	W	L	Pct.
2009-10	6	5	.545	1	3	.250	7	8	.467
2010-11	8	23	.258	3	14	.176	11	37	.229
2012-13	16	15	.516	19	10	.655	35	25	.583
Career	30	43	.411	23	27	.460	53	70	.431

Mihov, Tsvetan • 2013 • Sophia, Bulgaria

Season	Singles			Doubles			Combined		
	W	L	Pct.	W	L	Pct.	W	L	Pct.
2012-13	17	12	.583	12	12	.500	29	24	.547
2013-14	17	23	.425	19	16	.543	36	39	.480
Career	34	35	.493	31	28	.525	65	63	.508

Miller, Steve • 1977 • New York, N.Y.

Season	Singles			Doubles			Combined		
	W	L	Pct.	W	L	Pct.	W	L	Pct.
1976-77	13	5	.722	0	0	—	13	5	.722

Moise, Frank • 1956

Season	Singles			Doubles			Combined		
	W	L	Pct.	W	L	Pct.	W	L	Pct.
1955-56	1	0	1.000	0	1	.000	1	1	.500

Moore, Peter • 1985

Season	Singles			Doubles			Combined		
	W	L	Pct.	W	L	Pct.	W	L	Pct.
1984-85						Stats Unavailable			

Munn, Frank • 1966-67 • Columbia, S.C.

Season	Singles			Doubles			Combined		
	W	L	Pct.	W	L	Pct.	W	L	Pct.
1965-66	2	1	.667	2	1	.667	4	2	.667
1966-67						Stats Unavailable			

Nagel, Remy • 1998 • Ede, The Netherlands

Season	Singles			Doubles			Combined		
	W	L	Pct.	W	L	Pct.	W	L	Pct.
1997-98	16	17	.485	6	9	.400	22	26	.458

Nelson, David • 1972

Season	Singles			Doubles			Combined		
	W	L	Pct.	W	L	Pct.	W	L	Pct.
						Stats Unavailable			

Nelson, David • 1999-2002 • North Andover, Mass.

Season	Singles			Doubles			Combined		
	W	L	Pct.	W	L	Pct.	W	L	Pct.
1998-99	6	3	.667	5	5	.500	11	8	.579
1999-2000	9	12	.429	13	11	.542	22	23	.489
2000-01	14	16	.467	9	15	.375	23	31	.426
2001-02	22	14	.611	19	16	.543	41	30	.577
Career	51	45	.531	46	47	.495	97	92	.513

Neto, Jose • 1981-82 • Sao Paulo, Brazil

Season	Singles			Doubles			Combined		
	W	L	Pct.	W	L	Pct.	W	L	Pct.
1980-81	7	3	.700	11	2	.846	18	5	.783
1981-82	19	5	.792	5	9	.357	24	14	.632
Career	26	8	.765	16	11	.593	42	19	.689

Niculescu, Angelo • 2002-03 • Gorj, Romania

Season	Singles			Doubles			Combined		
	W	L	Pct.	W	L	Pct.	W	L	Pct.
2001-02	24	12	.667	15	15	.500	39	27	.591
2002-03	21	15	.583	15	13	.536	36	28	.563
Career	45	27	.625	30	28	.517	75	55	.577

O'Connor, Greg • 1988 • Baltimore, Md.

Season	Singles			Doubles			Combined		
	W	L	Pct.	W	L	Pct.	W	L	Pct.
1987-88	13	15	.464	6	13	.316	19	28	.404

O'Keefe, Harrison • 2015-17 • Salem, Va.

Season	Singles			Doubles			Combined		
	W	L	Pct.	W	L	Pct.	W	L	Pct.
2014-15	20	8	.714	19	11	.633	29	19	.672
2015-16	31	13	.705	19	16	.543	50	29	.633
2016-17	27	16	.628	23	14	.622	50	30	.625
Career	78	37	.678	61	41	.598	129	78	.623

Oporto, Alfredo • 1997-98 • La Paz, Bolivia

Season	Singles			Doubles			Combined		
	W	L	Pct.	W	L	Pct.	W	L	Pct.
1996-97	4	6	.400	1	1	.500	5	7	.417
1997-98	3	4	.429	1	2	.333	4	6	.400
Career	7	10	.412	2	3	.400	9	13	.409

ALL-TIME LETTERWINNERS AND STATS

Osga, Randy • 1976-78 • Somerset, Mass.

Season	Singles			Doubles			Combined		
	W	L	Pct.	W	L	Pct.	W	L	Pct.
1975-76	0	0	—	3	0	1.000	3	0	1.000
1976-77	4	0	1.000	0	0	—	4	0	1.000
1977-78	2	0	1.000	5	0	1.000	7	0	1.000
Career	6	0	1.000	8	0	1.000	14	0	1.000

Otani, Kazuya • 2003-06 • Port Washington, N.Y.

Season	Singles			Doubles			Combined		
	W	L	Pct.	W	L	Pct.	W	L	Pct.
2002-03	2	3	.400	0	2	.000	2	5	.286
2003-04	3	2	.600	0	0	—	3	2	.600
2004-05	3	8	.273	1	1	.500	4	9	.308
2005-06	1	7	.125	3	5	.375	4	12	.250
Career	9	20	.310	4	8	.333	13	28	.317

Oulette, Brian • 1986 • Bedford, N.H.

Season	Singles			Doubles			Combined		
	W	L	Pct.	W	L	Pct.	W	L	Pct.
1985-86	1	2	.333	2	2	.500	3	4	.429

Pacheco, Rodrigo • 1999-2002 • La Paz, Bolivia

Season	Singles			Doubles			Combined		
	W	L	Pct.	W	L	Pct.	W	L	Pct.
1998-99	6	4	.600	3	4	.429	9	8	.529
1999-2000	0	9	.000	1	2	.333	1	11	.083
2000-01	14	12	.538	9	15	.375	23	27	.460
2001-02	18	17	.514	3	5	.375	21	22	.488
Career	38	42	.475	16	26	.381	54	68	.443

Palus, Mark • 1990-93 • Longwood, Fla.

Season	Singles			Doubles			Combined		
	W	L	Pct.	W	L	Pct.	W	L	Pct.
1989-90	24	14	.622	9	5	.643	33	19	.635
1990-91	34	11	.756	4	6	.400	38	17	.691
1991-92	33	12	.733	11	10	.524	44	22	.667
1992-93	18	13	.581	17	9	.654	35	22	.614
Career	109	50	.686	41	30	.577	150	80	.652

Panagopoulos, Jimmy • 1992-95 • Aurora, Ill.

Season	Singles			Doubles			Combined		
	W	L	Pct.	W	L	Pct.	W	L	Pct.
1991-92	19	22	.463	12	10	.545	31	32	.492
1992-93	9	20	.310	14	16	.467	23	36	.390
1993-94	19	16	.543	18	10	.643	36	24	.600
1994-95	20	20	.500	19	14	.576	39	34	.534
Career	67	78	.462	62	48	.564	129	126	.506

Paquet, Fabrice • 1974 • Courbevoie, France

Season	Singles			Doubles			Combined		
	W	L	Pct.	W	L	Pct.	W	L	Pct.
1973-74	21	8	.724	7	7	.500	28	15	.651

Pavicevic, Vladimir • 1998-99 • Novisad, Yugoslavia

Season	Singles			Doubles			Combined		
	W	L	Pct.	W	L	Pct.	W	L	Pct.
1997-98	37	18	.673	26	10	.722	63	28	.692
1998-99	17	19	.472	5	27	.156	22	46	.324
Career	54	37	.593	31	37	.456	85	74	.535

Petkovic, Zoran • 1981-84 • Tuzia, Yugoslavia

Season	Singles			Doubles			Combined		
	W	L	Pct.	W	L	Pct.	W	L	Pct.
1980-81	19	7	.731	13	4	.765	32	11	.744
1981-82	23	9	.719	6	10	.375	29	19	.604
1982-83	21	9	.700	11	9	.550	32	18	.640
1983-84	23	8	.742	16	10	.615	39	18	.684
Career	86	33	.723	46	33	.582	132	66	.667

Petterson, Ulf • 1979-82 • Malmo, Sweden

Season	Singles			Doubles			Combined		
	W	L	Pct.	W	L	Pct.	W	L	Pct.
1978-79	19	16	.543	13	8	.619	32	24	.571
1979-80	10	7	.588	12	8	.600	22	15	.595
1980-81	17	11	.607	18	7	.720	35	18	.660
1981-82	14	4	.778	9	4	.692	23	8	.742
Career	60	38	.612	52	27	.658	112	65	.633

Pichler, Marc • 2000 • Venden, Austria

Season	Singles			Doubles			Combined		
	W	L	Pct.	W	L	Pct.	W	L	Pct.
1999-2000	5	6	.455	5	7	.417	10	13	.435

Pinheiro, Thiago • 2012-15 • Sao Jose do Campos, Brazil

Season	Singles			Doubles			Combined		
	W	L	Pct.	W	L	Pct.	W	L	Pct.
2011-12	12	9	.571	15	11	.577	27	20	.574
2012-13	20	6	.769	15	12	.556	35	18	.660
2013-14	14	14	.500	16	19	.457	30	33	.476
2014-15	14	15	.483	14	9	.609	28	24	.538
Career	60	44	.577	60	51	.541	120	95	.558

Plowden, Charlie • 1955 • Columbia, S.C.

Season	Singles			Doubles			Combined		
	W	L	Pct.	W	L	Pct.	W	L	Pct.
1954-55	7	6	.538	5	7	.417	12	13	.480

Poffenberger, Rick • 1959

Season	Singles			Doubles			Combined		
	W	L	Pct.	W	L	Pct.	W	L	Pct.
1958-59	0	2	.000	0	1	.000	0	3	.000

Poore, Wally • 1952-54 • Ravenel, S.C.

Season	Singles			Doubles			Combined		
	W	L	Pct.	W	L	Pct.	W	L	Pct.
1951-52	3	7	.300	0	0	—	3	7	.300
1952-53	6	9	.400	8	7	.533	14	16	.467
1953-54	4	11	.267	2	12	.143	6	23	.207
Career	13	27	.325	10	19	.345	23	46	.333

ALL-TIME LETTERWINNERS AND STATS

Potter, Jimmie • 1952-54 • Sumter, S.C.

Season	Singles			Doubles			Combined		
	W	L	Pct.	W	L	Pct.	W	L	Pct.
1951-52	2	8	.200	0	0	—	2	8	.200
1952-53	6	8	.429	7	6	.538	13	14	.481
1953-54	8	7	.533	4	10	.286	12	17	.414
Career	16	23	.410	11	16	.407	27	39	.409

Pulsfort, Johannes • 2008-11 • Lueneburg, Germany

Season	Singles			Doubles			Combined		
	W	L	Pct.	W	L	Pct.	W	L	Pct.
2007-08	16	17	.485	9	17	.346	25	34	.424
2008-09	20	13	.606	21	10	.677	41	23	.641
2009-10	10	15	.400	9	15	.375	19	30	.388
2010-11	5	14	.263	5	11	.313	10	25	.286
Career	51	59	.464	44	53	.454	95	112	.459

Raal, Trevor • 1980-83 • Johannesburg, South Africa

Season	Singles			Doubles			Combined		
	W	L	Pct.	W	L	Pct.	W	L	Pct.
1979-80	19	9	.679	0	0	—	19	9	.679
1980-81	25	6	.806	13	4	.765	38	10	.792
1981-82	17	10	.630	20	4	.833	37	14	.725
1982-83	20	11	.645	12	6	.667	32	17	.653
Career	81	36	.692	45	14	.763	126	50	.716

Ragle, Henry • 1967-69 • Richmond, Va.

Season	Singles			Doubles			Combined		
	W	L	Pct.	W	L	Pct.	W	L	Pct.
1966-67	2	1	.667	2	1	.667	4	2	.667
1967-68				Stats Unavailable					
1968-69	0	1	.000	0	1	.000	0	2	.000
Career	2	2	.500	2	2	.500	4	4	.500

Rappaport, Al • 1960

Season	Singles			Doubles			Combined		
	W	L	Pct.	W	L	Pct.	W	L	Pct.
1959-60	3	1	.750	1	1	.500	4	2	.667

Ream, Jeff • 1967-68 • Shaw AFB, S.C.

Season	Singles			Doubles			Combined		
	W	L	Pct.	W	L	Pct.	W	L	Pct.
	Stats Unavailable								

Reeves, Jon • 1990-93 • Chesterfield, Mo.

Season	Singles			Doubles			Combined		
	W	L	Pct.	W	L	Pct.	W	L	Pct.
1989-90	4	3	.571	3	3	.500	7	6	.538
1990-91	2	6	.250	0	3	.000	2	9	.182
1991-92	3	4	.429	0	0	—	3	4	.429
1992-93	8	8	.500	1	1	.500	9	9	.500
Career	17	21	.447	4	7	.364	21	28	.429

Reynolds, Stuart • 1967-68 • Anniston, Ala.

Season	Singles			Doubles			Combined		
	W	L	Pct.	W	L	Pct.	W	L	Pct.
1966-67	2	1	.667	2	1	.667	4	2	.667
1967-68	3	0	1.000	1	2	.333	4	2	.667
1968-69	1	0	1.000	0	1	.000	1	1	.500
Career	6	1	.857	3	4	.429	9	5	.643

Richey, Nathan • 1986 • Houston, Texas

Season	Singles			Doubles			Combined		
	W	L	Pct.	W	L	Pct.	W	L	Pct.
1985-86	3	4	.429	3	3	.500	6	7	.462

Roberts, Daron • 1981 • Nassau, Bahamas

Season	Singles			Doubles			Combined		
	W	L	Pct.	W	L	Pct.	W	L	Pct.
1980-81	23	5	.821	21	6	.778	44	11	.800

Rodrigues, Pedro • 2004-07 • Brasilia, Brazil

Season	Singles			Doubles			Combined		
	W	L	Pct.	W	L	Pct.	W	L	Pct.
2003-04	11	14	.440	12	13	.480	23	27	.460
2004-05	20	17	.541	17	17	.500	37	34	.521
2005-06	9	8	.529	12	5	.706	21	13	.618
2006-07	6	12	.333	7	8	.467	13	20	.394
Career	46	51	.474	48	43	.527	94	94	.500

Rose, Seth • 2000-03 • Boca Raton, Fla.

Season	Singles			Doubles			Combined		
	W	L	Pct.	W	L	Pct.	W	L	Pct.
1999-2000	18	11	.621	2	8	.200	20	19	.513
2000-01	23	13	.639	5	17	.227	28	30	.483
2001-02	14	14	.500	11	10	.524	25	24	.510
2002-03	16	14	.533	15	8	.652	31	22	.584
Career	71	52	.577	33	43	.434	104	95	.523

Rosenblum, Mark • 1972-75 • Fairlawn, N.J.

Season	Singles			Doubles			Combined		
	W	L	Pct.	W	L	Pct.	W	L	Pct.
1971-72	11	6	.647	0	0	—	11	6	.647
1972-73	13	0	1.000	10	2	.833	23	2	.920
1973-74	11	5	.688	0	0	—	11	5	.688
1974-75	3	1	.750	6	3	.667	9	4	.692
Career	38	12	.760	16	5	.762	54	17	.761

Roth, George • 1950-51

Season	Singles			Doubles			Combined		
	W	L	Pct.	W	L	Pct.	W	L	Pct.
1950-51	1	8	.111	1	0	1.000	2	8	.200

Sandberg, Jan • 1985-87 • Farsta, Sweden

Season	Singles			Doubles			Combined		
	W	L	Pct.	W	L	Pct.	W	L	Pct.
1984-85	23	11	.676	13	9	.591	36	20	.643
1985-86	22	20	.524	20	14	.588	42	34	.553
1986-87	26	19	.578	25	10	.714	51	29	.638
Career	71	50	.587	58	33	.637	129	83	.608

ALL-TIME LETTERWINNERS AND STATS

Sandberg, Johan • 1991-94 • Falsterbro, Sweden

Season	Singles			Doubles			Combined		
	W	L	Pct.	W	L	Pct.	W	L	Pct.
1990-91	13	13	.500	11	8	.579	24	21	.533
1991-92	10	12	.455	8	3	.750	18	15	.545
1992-93	10	11	.476	16	12	.556	26	23	.531
1993-94	20	10	.667	18	15	.545	38	25	.603
Career	53	46	.535	53	38	.582	106	84	.558

Sandler, Bernie • 1978 • Baltimore, Md.

Season	Singles			Doubles			Combined		
	W	L	Pct.	W	L	Pct.	W	L	Pct.
1977-78	2	1	.667	1	1	.500	3	2	.600
1978-79	5	0	1.000	2	2	.500	7	2	.778
Career	7	1	.875	3	3	.500	10	4	.714

Schad, Alex • 1990-92 • Santo Comingo, Dominican Rep.

Season	Singles			Doubles			Combined		
	W	L	Pct.	W	L	Pct.	W	L	Pct.
1989-90	8	3	.727	5	2	.714	13	5	.722
1990-91	4	8	.333	3	5	.375	7	13	.350
1991-92	20	8	.714	9	7	.563	29	15	.659
Career	32	19	.627	17	16	.548	49	33	.598

Schafer, Andrew • 2014-17 • Hilton Head Island, S.C.

Season	Singles			Doubles			Combined		
	W	L	Pct.	W	L	Pct.	W	L	Pct.
2013-14	27	10	.730	7	9	.438	34	19	.642
2014-15	23	14	.622	15	9	.625	38	23	.623
2015-16	22	18	.55	12	11	.522	34	29	.642
2016-17	28	13	.683	19	9	.679	47	22	.681
Career	100	55	.645	53	38	.582	155	92	.628

Schlosser, Jay • 1967-68 • Atlanta, Ga.

Season	Singles			Doubles			Combined		
	W	L	Pct.	W	L	Pct.	W	L	Pct.
1966-67	2	1	.667	2	1	.667	4	2	.667
1967-68	2	1	.667	2	1	.667	4	2	.667
1968-69	1	0	1.000	1	0	1.000	2	0	1.000
Career	5	2	.714	5	2	.714	10	4	.714

Seaman, Murray • 1952

Season	Singles			Doubles			Combined		
	W	L	Pct.	W	L	Pct.	W	L	Pct.
1951-52	2	7	.222	0	0	—	2	7	.222

Sheehan, Chris • 2008-11 • Charlotte, N.C.

Season	Singles			Doubles			Combined		
	W	L	Pct.	W	L	Pct.	W	L	Pct.
2007-08	7	6	.538	4	3	.571	11	9	.550
2008-09	8	8	.500	6	1	.857	14	9	.609
2009-10	2	9	.182	4	8	.333	6	17	.261
2010-11	4	14	.222	10	24	.294	14	38	.269
Career	21	37	.362	24	36	.400	45	73	.381

Sherazi, Nasir • 2000-03 • Lahore, Pakistan

Season	Singles			Doubles			Combined		
	W	L	Pct.	W	L	Pct.	W	L	Pct.
1999-2000	4	5	.444	0	2	.000	4	7	.364
2000-01	8	6	.571	2	7	.222	10	13	.435
2001-02	4	2	.667	3	1	.750	7	3	.700
2002-03	2	4	.333	3	3	.500	5	7	.417
Career	18	17	.514	8	13	.381	26	30	.464

Sherer, Knox • 1959-60 • Columbia, S.C.

Season	Singles			Doubles			Combined		
	W	L	Pct.	W	L	Pct.	W	L	Pct.
1959-60	10	5	.667	8	7	.533	18	12	.600
1960-61	6	7	.462	7	5	.583	13	12	.520
Career	16	12	.571	15	12	.556	31	24	.564

Simian, Stephane • 1989-90 • D'Ozon, France

Season	Singles			Doubles			Combined		
	W	L	Pct.	W	L	Pct.	W	L	Pct.
1988-89	52	13	.800	34	12	.739	86	25	.775
1989-90	49	12	.803	18	9	.667	67	21	.761
Career	101	25	.802	52	21	.712	153	46	.769

Singh, Marcus • 2001 • Stockholm, Sweden

Season	Singles			Doubles			Combined		
	W	L	Pct.	W	L	Pct.	W	L	Pct.
2000-01	2	4	.333	5	2	.714	7	6	.538

Skaflestad, Clyde • 1975-76 • Mountain Lakes, N.J.

Season	Singles			Doubles			Combined		
	W	L	Pct.	W	L	Pct.	W	L	Pct.
1974-75	18	9	.667	14	12	.538	32	21	.604
1975-76	9	12	.429	9	2	.818	18	14	.563
Career	27	21	.563	23	14	.622	50	35	.588

Smith, H. Bronson • 1966-67 • Cold Spring Harbor, N.Y.

Season	Singles			Doubles			Combined		
	W	L	Pct.	W	L	Pct.	W	L	Pct.
1965-66	0	3	.000	0	0	.000	0	3	.000
Career	0	3	.000	0	0	.000	0	3	.000

Smoak, Joe • 1959-60

Season	Singles			Doubles			Combined		
	W	L	Pct.	W	L	Pct.	W	L	Pct.
1958-59	4	8	.333	3	2	.600	7	10	.412
1959-60	2	2	.500	2	1	.667	4	3	.571
Career	6	10	.375	5	3	.625	11	13	.458

Sonnenberg, Matt • 1987 • Toronto, Ontario, Canada

Season	Singles			Doubles			Combined		
	W	L	Pct.	W	L	Pct.	W	L	Pct.
1986-87	6	3	.667	3	3	.500	9	6	.600

ALL-TIME LETTERWINNERS AND STATS

Speer, John • 1953-55 • Anderson, S.C.

Season	Singles			Doubles			Combined		
	W	L	Pct.	W	L	Pct.	W	L	Pct.
1952-53	8	4	.667	6	6	.500	14	10	.583
1953-54	7	8	.467	7	7	.500	14	15	.483
1954-55	4	9	.308	3	8	.273	7	17	.292
Career	19	21	.475	16	21	.432	35	42	.455

Springer, James • 1956

Season	Singles			Doubles			Combined		
	W	L	Pct.	W	L	Pct.	W	L	Pct.
1955-56	1	0	1.000	0	1	.000	1	1	.500

Steckley, Robert • 2000 • Toronto, Ontario, Canada

Season	Singles			Doubles			Combined		
	W	L	Pct.	W	L	Pct.	W	L	Pct.
1999-2000	21	20	.512	18	12	.600	39	32	.549

Steers, John • 1994 • Fairfield, Conn.

Season	Singles			Doubles			Combined		
	W	L	Pct.	W	L	Pct.	W	L	Pct.
1993-94	14	5	.737	14	12	.538	28	17	.622

Stoddard, Thomas • 2005-09 • Greenwood, S.C.

Season	Singles			Doubles			Combined		
	W	L	Pct.	W	L	Pct.	W	L	Pct.
2004-05	5	2	.714	7	3	.700	12	5	.706
2005-06	5	18	.217	6	21	.222	11	39	.220
2006-07	5	12	.294	7	20	.259	12	32	.273
2007-08	5	4	.556	6	9	.400	11	13	.458
2008-09	10	5	.667	8	5	.615	18	10	.643
Career	30	41	.423	34	58	.370	64	99	.393

Strzemienski, Steve • 1968 • Delmar, N.Y.

Season	Singles			Doubles			Combined		
	W	L	Pct.	W	L	Pct.	W	L	Pct.
Stats Unavailable									

Supeko, Yevgeny • 2006-08 • Daytona Beach, Fla.

Season	Singles			Doubles			Combined		
	W	L	Pct.	W	L	Pct.	W	L	Pct.
2005-06	18	17	.514	13	15	.464	31	32	.492
2006-07	22	11	.667	16	11	.593	38	22	.633
2007-08	11	11	.500	10	11	.476	21	22	.488
Career	51	39	.567	39	37	.513	90	76	.542

Swank, Sam • 2014-16 • Bedford, N.Y.

Season	Singles			Doubles			Combined		
	W	L	Pct.	W	L	Pct.	W	L	Pct.
2013-14	7	4	.636	5	9	.357	12	13	.480
2014-15	12	14	.462	7	11	.389	19	25	.432
2015-16	19	9	.679	17	16	.515	36	25	.590
2016-17	10	8	.556	12	19	.387	22	27	.449
Career	48	35	.578	40	55	.421	88	90	.494

Sy, Harry • 1986-88 • Maracay, Venezuela

Season	Singles			Doubles			Combined		
	W	L	Pct.	W	L	Pct.	W	L	Pct.
1985-86	23	6	.793	10	12	.455	33	18	.647
1986-87	29	16	.644	18	5	.783	47	21	.691
1987-88	9	23	.281	16	11	.593	25	34	.424
Career	61	45	.575	44	28	.611	105	73	.590

Sydow, Erick • 1988-91 • Caracas, Venezuela

Season	Singles			Doubles			Combined		
	W	L	Pct.	W	L	Pct.	W	L	Pct.
1987-88	22	17	.564	14	16	.467	36	33	.522
1988-89	20	10	.667	33	11	.750	54	21	.720
1989-90	14	9	.609	18	8	.692	31	17	.646
1990-91	18	14	.563	10	9	.526	28	23	.549
Career	74	50	.597	75	44	.630	149	94	.613

Taurisano, Ricardo • 1987-88 • Sao Paulo, Brazil

Season	Singles			Doubles			Combined		
	W	L	Pct.	W	L	Pct.	W	L	Pct.
1986-87	5	3	.625	2	3	.400	7	6	.538
1987-88	2	8	.200	1	3	.250	3	11	.214
Career	7	11	.389	3	6	.333	10	17	.370

Taurisano, Walter • 1988-90 • Sao Paulo, Brazil

Season	Singles			Doubles			Combined		
	W	L	Pct.	W	L	Pct.	W	L	Pct.
1987-88	17	23	.425	5	8	.385	22	31	.415
1988-89	0	2	.000	0	0	—	0	2	.000
1989-90	1	2	.333	1	1	.500	2	3	.400
Career	18	27	.400	6	9	.400	24	36	.400

Theron, Andreis • 1991 • Ranburg, South Africa

Season	Singles			Doubles			Combined		
	W	L	Pct.	W	L	Pct.	W	L	Pct.
1990-91	20	10	.667	13	2	.867	33	12	.733

Trammell, Rip • 1976-77 • Nashville, Tenn.

Season	Singles			Doubles			Combined		
	W	L	Pct.	W	L	Pct.	W	L	Pct.
1975-76	19	6	.760	15	4	.789	34	10	.773
1976-77	13	8	.619	0	0	—	13	8	.619
Career	32	14	.696	15	4	.789	47	18	.723

Tremaine, David • 1984-86 • Potomac, Md.

Season	Singles			Doubles			Combined		
	W	L	Pct.	W	L	Pct.	W	L	Pct.
1983-84	22	7	.759	8	2	.800	30	9	.769
1984-85	6	1	.857	17	8	.680	23	9	.719
1985-86	4	5	.444	4	1	.800	8	6	.571
Career	32	13	.711	29	11	.725	61	24	.718

Tzouvelekas, Stan • 1984

Season	Singles			Doubles			Combined		
	W	L	Pct.	W	L	Pct.	W	L	Pct.
Stats Unavailable									

ALL-TIME LETTERWINNERS AND STATS

Varin, Roger • 1975

Season	Singles			Doubles			Combined		
	W	L	Pct.	W	L	Pct.	W	L	Pct.
	Stats Unavailable								

Veeder, Joe • 2006-09 • Brevard, N.C.

Season	Singles			Doubles			Combined		
	W	L	Pct.	W	L	Pct.	W	L	Pct.
2005-06	2	4	.333	5	12	.294	7	16	.304
2006-07	2	7	.222	4	16	.200	6	23	.207
2007-08	2	6	.250	5	4	.556	7	10	.412
2008-09	2	6	.250	14	8	.636	16	14	.533
Career	8	23	.258	28	40	.412	36	63	.364

Vescio, Sager • 1995 • Brattleboro, Vt.

Season	Singles			Doubles			Combined		
	W	L	Pct.	W	L	Pct.	W	L	Pct.
1994-95	2	6	.250	0	2	.000	2	8	.200

Walker, Henry • 2011-12 • Greenville, S.C.

Season	Singles			Doubles			Combined		
	W	L	Pct.	W	L	Pct.	W	L	Pct.
2010-11	3	11	.214	5	8	.385	8	19	.296
2011-12	1	4	.200	1	0	1.000	2	4	.333
Career	4	15	.211	6	8	.429	10	23	.303

Walker, Ralph • 1977-78 • Greenville, S.C.

Season	Singles			Doubles			Combined		
	W	L	Pct.	W	L	Pct.	W	L	Pct.
1976-77	3	2	.600	0	0	—	3	2	.600
1977-78	0	3	.000	0	0	—	0	3	.000
Career	3	5	.375	0	0	—	3	5	.375

Ward, Chris • 1968 • Lynchburg, Va.

Season	Singles			Doubles			Combined		
	W	L	Pct.	W	L	Pct.	W	L	Pct.
	Stats Unavailable								

Watts, Henry • 1952-53

Season	Singles			Doubles			Combined		
	W	L	Pct.	W	L	Pct.	W	L	Pct.
1951-52	0	2	.000	0	0	—	1	5	.167
1952-53	2	6	.250	1	3	.250	3	9	.250
Career	2	8	.200	1	3	.250	3	11	.214

Wawrzyniak, Tomasz • 1998-99 • Inowroclaw, Poland

Season	Singles			Doubles			Combined		
	W	L	Pct.	W	L	Pct.	W	L	Pct.
1997-98	17	10	.630	7	13	.350	24	23	.511
1998-99	12	19	.387	9	19	.321	21	38	.356
Career	29	29	.500	16	32	.333	45	61	.425

Weisser, Lewis • 1967-69 • Miami Beach, Fla.

Season	Singles			Doubles			Combined		
	W	L	Pct.	W	L	Pct.	W	L	Pct.
1966-67	Stats Unavailable								
1967-68	2	1	.667	2	1	.667	4	2	.667
1968-69	0	1	.000	0	1	.000	0	2	.000

Career 2 2 .500 2 2 .500 4 4 .500

Wermee, Carl • 2001-04 • Orebro, Sweden

Season	Singles			Doubles			Combined		
	W	L	Pct.	W	L	Pct.	W	L	Pct.
2000-01	9	15	.375	8	15	.348	17	30	.362
2001-02	14	11	.560	8	11	.421	22	22	.500
2002-03	12	5	.706	12	7	.632	24	12	.667
2003-04	21	15	.583	18	15	.545	39	30	.565
Career	56	46	.559	46	48	.489	102	94	.520

Westman, Marcus • 2001-04 • Torslanda, Sweden

Season	Singles			Doubles			Combined		
	W	L	Pct.	W	L	Pct.	W	L	Pct.
2000-01	6	13	.316	7	9	.438	13	22	.371
2001-02	30	8	.789	17	15	.531	47	23	.671
2002-03	14	11	.560	10	13	.435	24	24	.500
2003-04	11	24	.314	17	14	.548	28	38	.424
Career	61	56	.521	51	51	.500	111	107	.511

Whitworth, Ernie • 1955-56

Season	Singles			Doubles			Combined		
	W	L	Pct.	W	L	Pct.	W	L	Pct.
1954-55	6	6	.500	5	4	.556	11	10	.524
1955-56	1	1	.500	1	1	.500	2	2	.500
Career	7	7	.500	6	5	.545	13	12	.520

Wiig, Johan • 1991-94 • Bergen, Norway

Season	Singles			Doubles			Combined		
	W	L	Pct.	W	L	Pct.	W	L	Pct.
1990-91	10	7	.588	7	3	.700	17	10	.630
1991-92	21	10	.677	0	0	—	21	10	.677
1992-93	21	12	.636	1	0	1.000	22	12	.647
1993-94	14	10	.583	1	1	.500	15	11	.577
Career	66	39	.629	9	4	.692	75	43	.636

Wilder, Dick • 1952

Season	Singles			Doubles			Combined		
	W	L	Pct.	W	L	Pct.	W	L	Pct.
1951-52	4	5	.444	0	0	—	4	5	.444

Wojcik, Robert • 1996-97 • Cracow, Poland

Season	Singles			Doubles			Combined		
	W	L	Pct.	W	L	Pct.	W	L	Pct.
1995-96	16	11	.593	16	8	.667	32	19	.627
1996-97	21	14	.600	27	9	.750	48	23	.676
Career	37	25	.597	43	17	.717	80	42	.656

Wolff, David • 2007-10 • Sarasota, Fla.

Season	Singles			Doubles			Combined		
	W	L	Pct.	W	L	Pct.	W	L	Pct.
2006-07	13	17	.433	4	16	.200	17	33	.340
2007-08	9	15	.375	5	9	.357	14	24	.368
2008-09	6	4	.600	4	1	.800	10	5	.667
2009-10	2	4	.333	0	4	.000	2	8	.200
Career	30	40	.429	13	30	.302	43	70	.381

ALL-TIME LETTERWINNERS AND STATS

Young, Jimmy • 1985-86 • Amherst, N.H.

Season	Singles			Doubles			Combined		
	W	L	Pct.	W	L	Pct.	W	L	Pct.
1984-85	0	0	—	1	1	.500	1	1	.500
1985-86	2	2	.500	0	2	.000	2	4	.333
Career	2	2	.500	1	3	.250	3	5	.375

ALL-TIME SEC STATISTICS

Singles

Player (Years)	Total			#1			#2			#3			#4			#5			#6						
	W	L	Pct.	W	L	Pct.	W	L	Pct.	W	L	Pct.	W	L	Pct.	W	L	Pct.	W	L	Pct.				
Messay Abebe (1995-98)	2	5	.286	—	—	—	—	—	—	—	—	—	—	—	0	1	.000	0	2	.000	2	2	.500		
Andrew Adams (2012-15)	15	22	.405	4	9	.308	6	11	.353	5	2	.714	—	—	—	—	—	—	1	2	.333	2	5	.286	
Adam Adler (2005-06)	3	7	.300	—	—	—	—	—	—	—	—	—	—	—	—	—	—	1	2	.333	2	5	.286		
Olof Akesson (1997-2000)	25	17	.595	—	—	—	—	—	—	—	—	—	7	9	.438	13	5	.722	5	3	.625	5	3	.625	
Enrique Alarcon (1993-96)	1	4	.200	—	—	—	—	—	—	—	—	—	0	1	.000	0	1	.000	0	1	.000	1	2	.333	
Ben Atkinson (2002-05)	16	12	.571	—	—	—	—	—	—	1	0	1.000	—	—	—	0	5	.000	15	7	.682	15	7	.682	
Dmitry Babenko (2005-06)	7	5	.583	—	—	—	—	—	—	—	—	—	2	3	.400	4	2	.667	1	0	1.000	1	0	1.000	
Grzegorz Badurowicz (1996-97)	5	16	.238	—	—	—	—	—	—	2	3	.400	2	6	.333	1	6	.143	0	1	.000	0	1	.000	
Wood Benton (2016-present)	2	6	.250	—	—	—	—	—	—	—	—	—	—	—	—	—	—	—	—	—	2	6	.250		
Jeff Bergman (1997-2000)	1	3	.250	—	—	—	—	—	—	—	—	—	—	—	—	—	—	—	—	—	1	3	.250		
Mark Bommelje (1994)	3	3	.500	—	—	—	—	—	—	—	—	—	—	—	—	—	3	3	.500	—	—	—	—	—	
Jake Bowling (2011)	0	3	.000	—	—	—	—	—	—	—	—	—	—	—	—	—	0	2	.000	0	1	.000	0	1	.000
Miller Brice (1995-98)	1	7	.125	—	—	—	—	—	—	0	2	.000	0	2	.000	1	1	.500	0	2	.000	0	2	.000	
Keith Brill (1996-97)	7	15	.318	1	6	.143	2	5	.286	3	4	.729	1	0	1.000	—	—	—	—	—	—	—	—	—	
Pedro Campos (2007-10)	24	17	.585	0	3	.000	14	8	.636	10	6	.625	—	—	—	—	—	—	—	—	—	—	—	—	
Benjamin Cassaigne (1995)	2	2	.500	—	—	—	—	—	—	—	—	—	—	—	—	—	2	2	.500	—	—	—	—	—	
Francesco Cattini (1996)	4	5	.444	—	—	—	—	—	—	—	—	—	—	—	—	—	0	2	.000	4	3	.571	4	3	.571
Ben Cook (1992-95)	4	29	.121	—	—	—	0	3	.000	0	3	.000	1	8	.111	2	5	.286	1	10	.091	1	10	.091	
Chip Cox (2011-14)	13	28	.317	—	—	—	—	—	—	2	12	.143	8	12	.400	3	4	.429	—	—	—	—	—	—	
Reagan Crabtree (1996-97)	0	4	.000	—	—	—	—	—	—	—	—	—	—	—	—	—	—	—	—	—	0	4	.000		
Ivan Cressoni (2007-10)	7	27	.206	—	—	—	0	1	.000	0	9	.000	3	4	.729	3	8	.273	1	5	.167	1	5	.167	
Lior Crystal (2001)	0	1	.000	—	—	—	—	—	—	—	—	—	—	—	—	—	—	—	—	—	0	1	.000		
Diego Cubas (2008-10)	10	20	.333	4	17	.191	6	3	.667	—	—	—	—	—	—	—	—	—	—	—	—	—	—	—	
Jaime Cuellar (2005-09)	13	20	.394	—	—	—	5	4	.556	5	11	.313	3	1	.750	0	1	.000	0	3	.000	0	3	.000	
Yancy Dennis (2016-present)	6	7	.462	—	—	—	—	—	—	—	—	—	6	5	.545	0	1	.000	0	1	.000	0	1	.000	
Carl Eguez (2012)	0	4	.000	—	—	—	—	—	—	—	—	—	—	—	—	—	—	—	—	—	0	4	.000		
Tom Eklund (2003-06)	19	24	.442	9	12	.429	6	5	.545	0	1	.000	1	5	.167	3	1	.750	—	—	—	—	—	—	
Jorge Esqueda (1994-97)	25	14	.641	—	—	—	1	3	.250	4	5	.444	18	5	.783	2	1	.667	—	—	—	—	—	—	
Spencer Feldman (2007)	0	10	.000	—	—	—	—	—	—	—	—	—	0	1	.000	0	3	.000	0	6	.000	0	6	.000	
Alex Fennell (2013-17)	21	23	.477	3	4	.429	0	4	.000	5	7	.417	4	4	.500	8	4	.667	1	0	1.000	1	0	1.000	
Gabriel Friedrich (2016-present)	9	14	.391	5	13	.278	4	1	.800	—	—	—	—	—	—	—	—	—	—	—	—	—	—	—	
Jose Frontera (1992-94)	1	4	.200	—	—	—	—	—	—	—	—	—	—	—	—	—	0	2	.000	1	2	.333	1	2	.333
Juan Gamboa (1999-2000)	6	12	.333	—	—	—	—	—	—	0	2	.000	1	3	.250	5	6	.455	0	1	.000	0	1	.000	
Dirk Hahneiser (1992)	1	10	.100	1	9	.100	0	1	.000	—	—	—	—	—	—	—	—	—	—	—	—	—	—	—	
Maxsy Jimenez (1994-96)	16	12	.571	9	8	.529	7	4	.636	—	—	—	—	—	—	—	—	—	—	—	—	—	—	—	
Nick Jones (2011-12)	1	17	.056	0	3	.000	1	8	.111	0	2	.000	0	3	.000	0	1	.000	—	—	—	—	—	—	
Jerome Jourdon (1997-2000)	23	18	.561	3	5	.375	17	10	.630	3	3	.500	—	—	—	—	—	—	—	—	—	—	—	—	
Paul Jubb (2017-present)	7	2	.778	—	—	—	—	—	—	—	—	—	—	—	—	—	1	0	1.000	6	2	.750	6	2	.750
Geraldo Knorr (2003-06)	11	15	.423	—	—	—	—	—	—	0	4	.000	7	5	.583	3	6	.333	1	0	1.000	1	0	1.000	
Kyle Koch (2012-15)	23	13	.639	0	2	.000	4	2	.667	—	—	—	1	2	.333	16	3	.842	2	4	.333	2	4	.333	
Alexander Kostanov (2010-11)	3	19	.136	0	3	.000	1	5	.167	2	3	.400	0	6	.000	—	—	—	—	—	—	—	—	—	
P.J. Langone (1992-93)	4	8	.333	—	—	—	—	—	—	1	4	.200	3	3	.500	0	1	.000	—	—	—	—	—	—	
Guillaume Legat (1998-2001)	28	15	.651	10	3	.769	2	6	.250	16	6	.727	—	—	—	—	—	—	—	—	—	—	—	—	
Richard Lynch (1992-93)	0	2	.000	—	—	—	—	—	—	—	—	—	—	—	—	—	—	—	—	—	0	2	.000		
Ivan Machado (2009-12)	8	32	.200	1	14	.067	0	3	.000	2	1	.667	3	10	.231	1	2	.333	1	1	.500	1	1	.500	
Thomas Mayronne (2015-present)	6	17	.261	—	—	—	—	—	—	—	—	—	2	1	.667	2	11	.154	2	5	.286	2	5	.286	
Harry Menzies (2010-13)	5	15	.250	—	—	—	—	—	—	—	—	—	0	2	.000	0	1	.000	5	12	.294	5	12	.294	
Tsvetan Mihov (2013-2016)	5	3	.625	5	3	.625	—	—	—	—	—	—	—	—	—	—	—	—	—	—	—	—	—	—	
Remy Nagel (1998)	2	9	.182	—	—	—	—	—	—	0	1	.000	1	2	.333	0	1	.000	1	5	.167	1	5	.167	
David Nelson (1999-2002)	10	14	.417	—	—	—	—	—	—	3	11	.214	4	1	.800	1	1	.500	2	1	.667	2	1	.667	
Angelo Niculescu (2002-03)	11	10	.524	0	1	.000	11	9	.550	—	—	—	—	—	—	—	—	—	—	—	—	—	—	—	
Harrison O'Keefe (2015-present)	18	10	.643	2	4	.333	5	1	.833	7	3	.700	1	1	.500	3	1	.750	—	—	—	—	—	—	
Rodrigo Pacheco (1999-2002)	6	14	.300	—	—	—	—	—	—	—	—	—	—	—	—	—	—	—	—	—	6	14	.300		
Mark Palus (1992-93)	11	9	.550	—	—	—	0	3	.000	7	5	.583	4	1	.800	—	—	—	—	—	—	—	—	—	
Jimmy Panagopoulos (1992-95)	11	32	.256	2	13	.133	1	3	.250	4	11	.267	0	2	.000	3	2	.600	1	1	.500	1	1	.500	
Vladimir Pavicevic (1998-99)	10	11	.476	9	9	.500	1	1	.500	0	1	.000	—	—	—	—	—	—	—	—	—	—	—	—	
Marc Pichler (2000)	0	4	.000	—	—	—	—	—	—	—	—	—	0	2	.000	0	1	.000	0	1	.000	0	1	.000	
Thiago Pinheiro (2012-15)	15	18	.455	—	—	—	—	—	—	9	9	.500	3	8	.273	2	1	.667	1	0	1.000	1	0	1.000	
Johannes Pulsfort (2008-11)	10	30	.250	—	—	—	—	—	—	—	—	—	2	12	.143	5	14	.263	3	4	.429	3	4	.429	
Jon Reeves (1992-93)	0	1	.000	—	—	—	—	—	—	—	—	—	—	—	—	—	—	—	—	—	0	1	.000		
Pedro Rodrigues (2004-07)	12	23	.343	0	4	.000	6	10	.375	3	2	.600	0	3	.000	0	2	.000	3	2	.600	3	2	.600	
Seth Rose (2000-03)	22	19	.537	7	13	.350	7	4	.636	—	—	—	4	0	1.000	3	2	.600	1	0	1.000	1	0	1.000	
Johan Sandberg (1992-94)	14	14	.500	7	3	.700	7	11	.389	—	—	—	—	—	—	—	—	—	—	—	—	—	—	—	
Alex Schad (1992)	3	2	.600	—	—	—	—	—	—	—	—	—	—	—	—	—	—	—	—	—	3	2	.600		
Andrew Schafer (2014-2017)	22	19	.537	—	—	—	3	9	.250	9	5	.643	5	2	.714	—	—	—	—	—	—	5	3	.625	
Chris Sheehan (2008-11)	0	2	.000	—	—	—	—	—	—	—	—	—	—	—	—	—	—	—	—	—	0	2	.000		
Robert Steckley (2000)	1	10	.091	0	7	.000	1	3	.250	—	—	—	—	—	—	—	—	—	—	—	—	—	—	—	
Thomas Stoddard (2005-09)	0	12	.000	—	—	—	—	—	—	—	—	—	0	1	.000	0	6	.000	0	5	.000	0	5	.000	
Yevgeny Supeko (2006-08)	10	18	.357	3	10	.231	1	3	.250	2	3	.4													

ALL-TIME SEC STATISTICS

	Total			#1			#2			#3			#4			#5			#6		
Sam Swank (2014-16)	1	5	.167	—	—	—	—	—	—	—	—	—	—	—	—	0	1	.000	1	4	.200
Joe Veeder (2006-09)	0	2	.000	—	—	—	—	—	—	—	—	—	—	—	—	0	1	.000	0	1	.000
Sager Vescio (1995)	0	3	.000	—	—	—	—	—	—	—	—	—	—	—	—	0	1	.000	0	2	.000
Tomasz Wawrzyniak (1998-99)	8	10	.444	—	—	—	—	—	—	—	—	—	2	2	.500	1	3	.250	5	5	.500
Carl Wermee (2001-04)	17	23	.425	—	—	—	—	—	—	4	6	.400	6	7	.462	7	10	.412	—	—	—
Marcus Westman (2001-04)	17	25	.405	1	11	.083	0	1	.000	8	8	.500	5	2	.714	3	4	.429	—	—	—
Johan Wiig (1992-94)	9	15	.375	—	—	—	—	—	—	0	1	.000	0	5	.000	5	6	.455	4	3	.571
Robert Wojcik (1996-97)	7	14	.333	—	—	—	4	4	.500	0	3	.000	0	2	.000	1	1	.500	2	4	.333
David Wolff (2007-10)	4	15	.211	—	—	—	—	—	—	0	1	.000	0	2	.000	3	5	.375	1	7	.125

Doubles

Player (Years)	Total			#1			#2			#3		
	W	L	Pct.	W	L	Pct.	W	L	Pct.	W	L	Pct.
Messay Abebe (1995-98)	1	4	.200	—	—	—	1	0	1.000	0	4	.000
Andrew Adams (2012-15)	18	10	.643	0	2	.000	8	1	.889	10	7	.588
Adam Adler (2005-06)	0	5	.000	—	—	—	—	—	—	0	5	.000
Olof Akesson (1997-2000)	20	20	.500	2	3	.400	15	13	.536	3	4	.429
Enrique Alarcon (1993-96)	0	9	.000	0	2	.000	0	2	.000	0	5	.000
Ben Atkinson (2002-05)	10	21	.323	—	—	—	1	6	.143	9	15	.375
Dmitry Babenko (2005-06)	4	5	.444	—	—	—	—	—	—	4	5	.444
Grzegorz Badurowicz (1996-97)	3	11	.214	1	2	.333	2	9	.182	—	—	—
Ben Barnette (2012-14)	0	4	.000	—	—	—	—	—	—	0	4	.000
Jeff Bergman (1997-2000)	1	14	.067	0	5	.000	1	3	.250	0	6	.000
<i>Wood Benton (2016-present)</i>	0	1	.000	—	—	—	—	—	—	0	1	.000
Mark Bommelje (1994)	3	1	.750	—	—	—	—	—	—	3	1	.750
Jake Bowling (2011)	0	3	.000	—	—	—	—	—	—	0	3	.000
Miller Brice (1995-98)	7	20	.259	0	2	.000	1	6	.143	6	12	.333
Keith Brill (1996-97)	8	12	.400	4	5	.444	2	6	.333	2	1	.667
Pedro Campos (2007-10)	13	27	.325	9	17	.346	3	9	.250	1	1	.500
Benjamin Cassaigne (1995)	1	3	.250	—	—	—	0	1	.000	1	2	.333
Rob Cassidy (2001-05)	0	1	.000	—	—	—	—	—	—	0	1	.000
Francesco Cattini (1996)	0	3	.000	—	—	—	0	2	.000	0	1	.000
Ben Cook (1992-95)	10	23	.303	—	—	—	3	13	.188	7	10	.412
Chip Cox (2011-2014)	17	23	.425	13	17	.433	4	6	.400	—	—	—
Reagan Crabtree (1996-97)	0	1	.000	—	—	—	—	—	—	0	1	.000
Ivan Cressoni (2007-10)	11	26	.297	0	3	.000	6	12	.333	5	11	.313
Lior Crystal (2001)	1	0	1.000	—	—	—	—	—	—	1	0	1.000
Diego Cubas (2008-10)	14	15	.483	12	13	.480	2	2	.500	—	—	—
Jaime Cuellar (2005-09)	14	17	.452	0	3	.000	10	5	.667	4	8	.333
<i>Yancy Dennis (2016-present)</i>	8	6	.571	6	4	.600	1	1	.500	1	1	.500
Carl Eguez (2012)	6	2	.750	—	—	—	—	—	—	6	2	.750
Tom Eklund (2003-06)	17	21	.447	7	15	.318	10	6	.625	—	—	—
Jorge Esqueda (1994-97)	6	20	.231	0	4	.000	3	4	.429	3	12	.200
Spencer Feldman (2007)	0	1	.000	—	—	—	—	—	—	0	1	.000
Alex Fennell (2013-2017)	5	17	.227	2	8	.200	3	9	.250	3	1	.750
<i>Gabriel Friedrich (2016-present)</i>	10	10	.500	2	3	.400	1	3	.250	7	4	.636
Jose Frontera (1992-94)	10	12	.455	9	8	.530	—	—	—	1	4	.200
Juan Gamboa (1999-2000)	8	10	.444	0	1	.000	2	2	.500	6	7	.462
Dirk Hahneiser (1992)	0	5	.000	0	3	.000	0	1	.000	0	1	.000
Maxsy Jimenez (1994-96)	16	15	.516	7	10	.412	9	5	.643	—	—	—
Nick Jones (2011-12)	7	11	.389	7	11	.389	—	—	—	—	—	—
Jerome Jourdon (1997-2000)	17	23	.425	11	17	.393	3	6	.333	3	0	1.000
Geraldo Knorr (2003-06)	11	18	.379	8	10	.444	1	3	.250	2	5	.286
Kyle Koch (2012-15)	25	20	.556	4	10	.286	15	7	.682	6	3	.667
Alexander Kostanov (2010-11)	7	13	.350	0	3	.000	3	4	.429	4	6	.400
P.J. Langone (1992-93)	1	2	.333	—	—	—	0	1	.000	1	1	.500
Guillaume Legat (1998-2001)	18	23	.439	1	3	.250	15	17	.469	2	3	.400
Richard Lynch (1992-93)	5	9	.357	0	1	.000	4	8	.333	1	0	1.000
Ivan Machado (2009-12)	15	27	.357	6	12	.333	9	13	.409	0	2	.000
<i>Thomas Mayrome (2015-present)</i>	5	9	.357	0	1	.000	4	6	.400	1	2	.333
Harry Menzies (2010-13)	7	10	.412	—	—	—	7	7	.500	0	3	.000
Tsvetan Mihov (2013-14)	8	10	.444	7	10	.412	1	0	1.000	—	—	—
Remy Nagel (1998)	0	4	.000	—	—	—	0	1	.000	0	3	.000
David Nelson (1999-2002)	11	15	.423	2	3	.400	2	6	.250	7	6	.538
Angelo Niculescu (2002-03)	5	13	.278	4	10	.286	—	—	—	1	3	.250
<i>Harrison O'Keefe (2015-present)</i>	13	16	.448	8	12	.400	5	4	.555	—	—	—
Rodrigo Pacheco (1999-2002)	1	5	.167	—	—	—	—	—	—	1	5	.167
Mark Palus (1992-93)	6	9	.400	0	3	.000	0	1	.000	6	5	.545
Jimmy Panagopoulos (1992-95)	20	17	.541	6	9	.400	10	7	.588	4	1	.500
Vladimir Pavicevic (1998-99)	5	17	.277	5	16	.323	—	—	—	0	1	.000
Marc Pichler (2000)	1	4	.200	1	1	.500	0	2	.000	0	1	.000
Thiago Pinheiro (2012-15)	16	22	.421	4	5	.444	5	4	.556	7	13	.350

ALL-TIME SEC STATISTICS

	Total			#1			#2			#3		
Johannes Pulsfort (2008-11)	9	27	.250	1	3	.250	2	6	.250	6	18	.250
Pedro Rodrigues (2004-07)	13	19	.406	11	11	.500	1	7	.125	1	1	.500
Seth Rose (2000-03)	9	23	.281	3	6	.333	4	13	.235	2	4	.333
Johan Sandberg (1992-94)	12	12	.500	11	12	.478	—	—	—	1	0	1.000
Alex Schad (1992)	0	1	.000	—	—	—	0	1	.000	—	—	—
Andrew Schafer (2014-17)	14	14	.500	—	—	—	0	1	.000	14	13	.519
Chris Sheehan (2008-11)	1	10	.091	—	—	—	0	2	.000	1	8	.111
Nasir Sherazi (2000-03)	0	3	.000	—	—	—	—	—	—	0	3	.000
Robert Steckley (2000)	7	3	.700	4	3	.571	2	0	1.000	1	0	1.000
John Steers (1994)	0	5	.000	—	—	—	—	—	—	0	3	.000
Thomas Stoddard (2005-09)	6	20	.231	0	2	.000	1	4	.200	5	14	.263
Yevgeny Supeko (2006-08)	9	19	.321	4	3	.571	8	2	.800	2	1	.667
Sam Swank (2014-17)	4	18	.182	0	2	.000	4	12	.250	2	7	.222
Joe Veeder (2006-09)	4	13	.235	0	2	.000	1	4	.200	3	7	.300
Sager Vescio (1995)	0	2	.000	—	—	—	—	—	—	0	2	.000
Tomasz Wawrzyniak (1998-99)	0	14	.000	0	3	.000	—	—	—	0	11	.000
Carl Wermee (2001-04)	11	27	.289	2	4	.333	4	9	.308	5	14	.263
Marcus Westman (2001-04)	11	27	.289	6	17	.261	4	7	.364	1	3	.250
Johan Wiig (1992-94)	0	1	.000	0	1	.000	—	—	—	—	—	—
Robert Wojcik (1996-97)	12	9	.571	4	7	.364	4	0	1.000	4	2	.667
David Wolff (2007-10)	2	10	.167	—	—	—	2	3	.400	0	7	.000

Combined

Player (Years)	Combined			Singles			Doubles		
	W	L	Pct.	W	L	Pct.	W	L	Pct.
Messay Abebe (1995-98)	3	9	.250	2	5	.286	1	4	.200
Andrew Adams (2012-15)	33	32	.508	15	22	.405	18	10	.643
Adam Adler (2005-06)	3	12	.200	3	7	.300	0	5	.000
Olof Akesson (1997-2000)	45	37	.549	25	17	.595	20	20	.500
Enrique Alarcon (1993-96)	1	13	.071	1	4	.200	0	9	.000
Ben Atkinson (2002-05)	26	33	.441	16	12	.571	10	21	.323
Dmitry Babenko (2005-06)	11	10	.524	7	5	.583	4	5	.444
Grzegorz Badurowicz (1996-97)	8	27	.229	5	16	.238	3	11	.214
Ben Barnette (2012-14)	0	4	.000	0	0	—	0	4	.000
<i>Wood Benton (2016-present)</i>	2	7	.222	2	6	.250	0	1	.000
Jeff Bergman (1997-2000)	2	17	.105	1	3	.250	1	14	.067
Mark Bommelje (1994)	6	4	.600	3	3	.500	3	1	.750
Jake Bowling (2011)	0	6	.000	0	3	.000	0	3	.000
Miller Brice (1995-98)	8	27	.229	1	7	.125	7	20	.259
Keith Brill (1996-97)	15	27	.357	7	15	.318	8	12	.400
Pedro Campos (2007-10)	37	44	.458	24	17	.585	13	27	.325
Benjamin Cassaigne (1995)	3	5	.375	2	2	.500	1	3	.250
Rob Cassidy (2001-05)	0	1	.000	—	—	—	0	1	.000
Francesco Cattini (1996)	4	8	.333	4	5	.444	0	3	.000
Ben Cook (1992-95)	14	52	.212	4	29	.121	10	23	.303
Chip Cox (2011-14)	30	51	.370	13	28	.317	17	23	.425
Reagan Crabtree (1996-97)	0	5	.000	0	4	.000	0	1	.000
Ivan Cressoni (2007-10)	18	53	.254	7	27	.206	11	26	.297
Lior Crystal (2001)	1	1	.500	0	1	.000	1	0	1.000
Diego Cubas (2008-10)	24	35	.407	10	20	.333	14	15	.483
Jaime Cuellar (2005-09)	27	37	.422	13	20	.394	14	17	.452
<i>Yancy Dennis (2016-present)</i>	14	13	.519	6	7	.462	8	6	.571
Carl Eguez (2012)	6	6	.500	0	4	.000	6	2	.750
Tom Eklund (2003-06)	36	45	.444	19	24	.442	17	21	.44
Jorge Esqueda (1994-97)	31	34	.477	25	14	.641	6	20	.231
Spencer Feldman (2007)	0	11	.000	0	10	.000	0	1	.000
Alex Fennell (2016-17)	26	40	.394	21	23	.489	5	17	.227
<i>Gabriel Friedrich (2016-present)</i>	19	24	.442	9	14	.391	10	10	.500
Jose Frontera (1992-94)	11	16	.407	1	4	.200	10	12	.455
Juan Gamboa (1999-2000)	14	22	.389	6	12	.333	8	10	.444
Dirk Hahneiser (1992)	1	15	.063	1	10	.091	0	5	.000
Maxsy Jimenez (1994-96)	32	27	.542	16	12	.571	16	15	.516
Nick Jones (2011-12)	8	28	.222	1	17	.056	7	11	.389
Jerome Jourdan (1997-2000)	40	41	.494	23	18	.561	17	23	.425
<i>Paul Jubb (2017-present)</i>	7	2	.778	7	2	.778	—	—	—
Geraldo Knorr (2003-06)	22	33	.400	11	15	.423	11	18	.379
Kyle Koch (2012-15)	48	33	.593	23	13	.639	25	20	.556
Alexander Kostanov (2010-11)	10	32	.238	3	19	.136	7	13	.350
P.J. Langone (1992-93)	5	10	.333	4	8	.333	1	2	.333
Guillaume Legat (1998-2001)	46	38	.548	28	15	.651	18	23	.439
Richard Lynch (1992-93)	5	11	.313	0	2	.000	5	9	.357

ALL-TIME SEC STATISTICS

	Combined			Singles			Doubles		
Ivan Machado (2009-12)	23	59	.280	8	32	.200	15	27	.357
<i>Thomas Mayronne (2015-present)</i>	11	26	.297	6	17	.261	5	9	.357
Harry Menzies (2010-13)	12	25	.324	5	15	.250	7	10	.412
Tsvetan Mihov (2013-14)	16	23	.410	8	13	.381	8	10	.444
Remy Nagel (1998)	2	13	.133	2	9	.182	0	4	.000
David Nelson (1999-2002)	21	29	.420	10	14	.417	11	15	.423
Angelo Niculescu (2002-03)	16	23	.410	11	10	.524	5	13	.278
<i>Harrison O'Keefe (2015-present)</i>	31	26	.544	18	10	.643	13	16	.448
Rodrigo Pacheco (1999-2002)	7	19	.269	6	14	.300	1	5	.167
Mark Palus (1992-93)	17	18	.486	11	9	.550	6	9	.400
Jimmy Panagopoulos (1992-95)	31	49	.388	11	32	.256	20	17	.541
Vladimir Pavicevic (1998-99)	15	28	.349	10	11	.476	5	17	.277
Marc Pichler (2000)	1	8	.111	0	4	.000	1	4	.200
Thiago Pinheiro (2012-15)	31	40	.437	15	18	.455	16	22	.421
Johannes Pulsfort (2008-11)	19	57	.250	10	30	.250	9	27	.250
Jon Reeves (1992-93)	0	1	.000	0	1	.000	—	—	—
Pedro Rodrigues (2004-07)	25	42	.373	12	23	.343	13	19	.406
Seth Rose (2000-03)	31	42	.425	22	19	.537	9	23	.281
Johan Sandberg (1992-94)	26	26	.500	14	14	.500	12	12	.500
Alex Schad (1992)	3	3	.500	3	2	.600	0	1	.000
Andrew Schafer (2014-17)	36	33	.522	22	19	.537	14	14	.500
Chris Sheehan (2008-11)	1	12	.077	0	2	.000	1	10	.091
Nasir Sherazi (2000-03)	0	3	.000	—	—	—	0	3	.000
Robert Steckley (2000)	8	13	.381	1	10	.091	7	3	.700
John Steers (1994)	0	5	.000	—	—	—	0	5	.000
Sam Swank (2014-17)	5	23	.179	1	5	.167	4	18	.182
Thomas Stoddard (2005-09)	6	32	.158	0	12	.000	6	20	.231
Yevgeny Supeko (2006-08)	19	37	.339	10	18	.357	9	19	.321
Joe Veeder (2006-09)	4	15	.211	0	2	.000	4	13	.235
Sager Vescio (1995)	0	5	.000	0	3	.000	0	2	.000
Tomasz Wawrzyniak (1998-99)	8	24	.250	8	10	.444	0	14	.000
Carl Wermee (2001-04)	28	50	.359	17	23	.425	11	27	.289
Marcus Westman (2001-04)	28	52	.350	17	25	.405	11	27	.289
Johan Wiig (1992-94)	9	16	.360	9	15	.375	0	1	.000
Robert Wojcik (1996-97)	19	23	.452	7	14	.333	12	9	.571



ALL-TIME SEASON STATISTICS

1984-85

Singles

Player	Overall	Tourn.	Dual	#1	#2	#3	#4	#5	#6
Ricardo Acioly	20-9	3-1	17-8	1-0	14-8	—	2-0	—	—
Richard Ashby	27-7	4-1	23-6	0-1	2-0	3-1	12-4	5-0	1-0
Brian Barker	23-9	4-1	19-8	—	1-0	4-3	6-1	6-2	2-2
Marler Beebe	1-0	0-0	1-0	—	—	—	—	—	1-0
Sterling Cooke	7-0	0-0	7-0	—	—	—	—	3-0	4-0
David Delseni	21-10	5-1	16-9	—	3-0	6-9	2-0	5-0	—
Young Min Kwon	26-5	4-1	22-4	—	1-0	3-0	1-1	5-2	12-1
Jan Sandberg	23-11	3-5	20-6	20-6	—	—	—	—	—
David Tremaine	6-1	0-0	6-1	—	—	—	—	1-0	5-1

Doubles

Pair	Overall	Tourn.	Dual	#1	#2	#3
Acioly/Delseni	9-6	3-1	6-5	6-5	—	—
Acioly/Sandberg	3-5	0-1	3-4	3-4	—	—
Ashby/Cooke	3-4	0-0	3-4	—	2-0	1-4
Ashby/Delseni	1-0	0-0	1-0	1-0	—	—
Ashby/Sandberg	10-4	2-2	8-2	1-0	7-2	—
Ashby/Tremaine	0-1	0-0	0-1	—	0-1	—
Barker/Delseni	1-1	0-0	1-1	1-0	0-1	—
Barker/Tremaine	2-0	0-0	2-0	—	2-0	—
Beebe/Little	3-2	0-0	3-2	—	—	3-2
Beebe/Kwon	1-0	0-0	1-0	—	—	1-0
Cooke/Tremaine	10-5	2-2	8-3	—	3-0	5-3
Delseni/Tremaine	5-2	1-1	4-1	2-0	2-1	—
Little/Young	1-1	0-0	1-1	—	—	1-1

Individual Doubles

Player	Overall	Tourn.	Dual	#1	#2	#3
Ricardo Acioly	12-11	3-2	9-9	9-9	—	—
Richard Ashby	14-9	2-2	12-7	2-0	9-3	1-4
Brian Barker	3-1	0-0	3-1	1-0	2-1	—
Marler Beebe	4-2	0-0	4-2	—	—	4-2
Sterling Cooke	13-9	2-2	11-7	—	5-0	6-7
David Delseni	16-9	4-2	12-7	10-5	2-2	—
Young Min Kwon	1-0	0-0	1-0	—	—	1-0
Eric Little	4-3	0-0	4-3	—	—	4-3
Jan Sandberg	13-9	2-3	11-6	4-4	7-2	—
David Tremaine	17-8	3-3	14-5	2-0	7-2	5-3
Jimmy Young	1-1	0-0	1-1	—	—	1-1

1985-86

Singles

Player	Overall	Tourn.	Dual	#1	#2	#3	#4	#5	#6
Richard Ashby	23-20	5-2	11-14	0-1	11-12	0-1	—	—	—
Brian Barker	30-16	3-1	19-8	—	—	8-2	8-4	—	—
Marler Beebe	0-2	0-2	0-0	—	—	—	—	—	—
David Burchell	4-10	1-2	0-0	—	—	—	—	—	1-0
David Delseni	25-10	4-1	15-2	—	0-1	1-0	—	11-4	3-1
Johan Karlen	19-14	7-2	12-12	—	0-1	5-8	6-2	0-1	1-0
Young Min Kwon	13-7	13-7	0-0	—	—	—	—	—	—
Eric Little	0-1	0-1	0-0	—	—	—	—	—	—
Steve Longley	17-12	9-5	8-7	—	—	—	3-1	3-4	2-2
Brian Ouelette	1-2	0-0	0-0	—	—	—	—	—	—
Nathan Richey	3-4	1-2	0-0	—	—	—	—	—	—
Jan Sandberg	22-20	11-7	11-3	11-13	—	—	—	—	—
Harry Sy	23-6	7-3	0-0	—	—	—	1-0	1-1	14-2
David Tremaine	4-5	0-0	0-0	—	—	—	—	—	—
Jimmy Young	2-2	0-0	0-0	—	—	—	—	—	—

ALL-TIME SEASON STATISTICS

Doubles

Pair	Overall	Tourn.	Dual	#1	#2	#3
Ashby/Barker	1-1	1-1	0-0	—	—	—
Ashby/Karlen	1-0	0-0	1-0	1-0	—	—
Ashby/Sandberg	20-14	10-5	10-9	10-9	—	—
Barker/Delseni	15-11	9-3	6-8	—	6-8	—
Barker/Longley	0-1	0-1	0-0	—	—	—
Barker/Tremaine	2-0	2-0	0-0	—	—	—
Burchell/Karlen	0-1	0-1	0-0	—	—	—
Burchell/Kwon	4-1	4-1	0-0	—	—	—
Burchell/Little	2-1	2-1	0-0	—	—	—
Burchell/Ritchey	1-1	0-0	1-1	0-1	—	1-0
Burchell/Young	0-1	0-0	0-1	—	—	0-1
Delseni/Tremaine	2-0	2-0	0-0	—	—	—
Karlen/Longley	1-1	1-1	0-0	—	—	—
Kwon/Longley	0-1	0-1	0-0	—	—	—
Kwon/Ritchey	0-1	0-1	0-0	—	—	—
Kwon/Tremaine	0-1	0-1	0-0	—	—	—
Longley/Sy	10-12	3-1	7-11	—	1-1	6-10
Ouelette/Ritchey	2-1	2-1	0-0	—	—	—
Oulette/Young	0-1	0-0	0-1	—	0-1	—

Individual Doubles

Player	Overall	Tourn.	Dual	#1	#2	#3
Richard Ashby	22-15	11-6	11-9	11-9	—	—
Brian Barker	18-13	12-5	6-8	—	6-8	—
David Burchell	7-5	6-3	1-2	0-1	—	1-1
Dave Delseni	17-11	11-3	6-8	—	6-8	—
Johan Karlen	2-2	1-2	1-0	1-0	—	—
Young Min Kwon	4-4	4-4	0-0	—	—	—
Eric Little	2-1	2-1	0-0	—	—	—
Steve Longley	11-15	4-4	7-11	—	1-1	6-10
Brian Ouelette	2-2	2-1	0-1	—	0-1	—
Nathan Ritchey	3-3	2-2	1-1	0-1	—	1-0
Jan Sandberg	20-14	10-5	10-9	10-9	—	—
Harry Sy	10-12	3-1	7-11	—	1-1	6-10
David Tremaine	4-1	4-1	0-0	—	—	—
Jimmy Young	0-2	0-0	0-2	—	0-1	0-1

1986-87

Singles

Player	Overall	Tourn.	Dual	#1	#2	#3	#4	#5	#6
Brian Barker	17-17	7-6	10-11	—	1-0	3-1	4-4	2-6	—
Dave Burchell	5-4	2-4	3-0	—	—	—	—	1-0	2-0
Dave Delseni	16-6	6-2	10-4	—	1-0	1-0	2-0	2-0	4-4
Ken Diller	33-16	19-6	14-10	—	6-4	7-6	1-0	—	—
Jaime Frontera	13-7	8-7	5-0	—	—	2-0	1-0	1-0	1-0
Johan Karlen	25-18	12-8	13-10	8-8	5-2	—	—	—	—
Steve Longley	41-16	13-9	18-7	1-0	5-4	3-2	3-0	3-0	3-1
Terry Marcoline	6-6	4-5	2-1	—	—	—	1-1	1-0	—
Jan Sandberg	26-19	16-5	10-14	2-10	0-1	1-2	7-1	—	—
Matt Sonnenberg	6-3	3-3	3-0	—	—	—	1-0	2-0	—
Harry Sy	29-16	12-9	18-7	—	—	1-0	3-0	5-5	9-2
Ricardo Taurisano	5-3	2-3	0-0	—	—	—	—	—	3-0

Doubles

Pair	Overall	Tourn.	Dual	#1	#2	#3
Barker/Delseni	10-7	5-1	5-6	—	5-6	—
Barker/Frontera	3-1	3-1	0-0	—	—	—
Barker/Sandberg	2-2	2-2	0-0	—	—	—
Burchell/Frontera	0-1	0-1	0-0	—	—	—
Burchell/Longley	0-1	0-1	0-0	—	—	—
Burchell/Marcoline	1-2	1-1	0-1	—	0-1	—

ALL-TIME SEASON STATISTICS

Burchell/Sonnenberg	1-0	0-0	1-0	—	1-0	—
Burchell/Sy	2-1	2-1	0-0	—	—	—
Burchell/Taurisano	1-0	0-0	1-0	—	—	1-0
Delseni/Diller	3-4	3-4	0-0	—	—	—
Delseni/Sonnenberg	1-0	0-0	1-0	—	1-0	—
Diller/Sandberg	23-8	10-4	13-4	13-4	—	—
Frontera/Longley	4-2	3-1	1-1	1-0	—	0-1
Frontera/Sy	3-1	3-1	0-0	—	—	—
Karlen/Longley	0-2	0-2	0-0	—	—	—
Karlen/Marcoline	0-2	0-2	0-0	—	—	—
Karlen/Sonnenberg	0-1	0-1	0-0	—	—	—
Longley/Sy	13-3	4-1	9-2	—	—	9-2
Marcoline/Taurisano	0-1	0-0	0-1	—	—	0-1
Sonnenberg/Taurisano	1-2	0-2	1-0	—	—	1-0

Individual Doubles

Player	Overall	Tourn.	Dual	#1	#2	#3
Brian Barker	15-10	9-4	6-6	—	6-6	—
Dave Burchell	5-5	3-4	2-1	—	1-1	1-0
Dave Delseni	14-11	8-5	6-6	—	6-6	—
Ken Diller	26-12	13-8	13-4	13-4	—	—
Jaime Frontera	10-5	8-4	2-1	2-0	—	0-1
Johan Karlen	0-5	0-5	0-0	—	—	—
Steve Longley	17-8	7-5	10-3	1-0	—	9-3
Terry Marcoline	1-5	1-3	0-2	—	0-1	0-1
Jan Sandberg	25-10	12-6	13-4	13-4	—	—
Matt Sonnenberg	3-3	0-3	3-0	—	2-0	1-0
Harry Sy	18-5	9-3	9-2	—	—	9-2
Ricardo Taurisano	2-3	0-2	2-1	—	—	2-1

1987-88

Singles

Player	Overall	Tourn.	Dual	#1	#2	#3	#4	#5	#6
Ken Diller	1-2	0-0	1-2	—	—	0-1	—	—	1-1
Jaime Frontera	18-14	6-8	12-6	—	1-1	8-5	3-0	—	—
Louie Gloria	5-4	5-2	0-2	—	0-1	0-1	—	—	—
Dave Herman	33-16	19-6	14-10	—	6-4	7-6	1-0	—	—
Johan Karlen	12-9	9-5	3-4	1-2	1-1	1-1	—	—	—
Steve Longley	24-15	14-7	10-8	10-8	—	—	—	—	—
Terry Marcoline	1-3	1-3	0-0	—	—	—	—	—	—
Greg O'Connor	12-16	6-5	6-11	—	—	—	1-1	1-6	4-4
Harry Sy	9-23	7-5	2-18	0-2	2-15	0-1	—	—	—
Erick Sydow	22-17	12-5	10-12	—	0-1	1-3	7-7	2-0	0-1
Ricardo Taurisano	2-8	2-4	0-4	—	—	—	—	0-1	0-3
Walter Taurisano	17-23	10-7	7-16	—	—	0-1	1-3	2-11	4-1

Doubles

Pair	Overall	Tourn.	Dual	#1	#2	#3
Diller/Longley	3-2	3-0	0-2	0-2	—	—
Frontera/Herman	1-2	1-2	0-0	—	—	—
Frontera/O'Connor	2-6	1-2	1-4	—	1-1	0-3
Frontera/Sy	3-1	3-1	0-0	—	—	—
Frontera/Sydow	4-3	4-3	4-2	—	0-1	—
Gloria/Longley	1-0	0-0	1-0	1-0	—	—
Gloria/Sydow	4-2	4-2	0-0	—	—	—
Herman/Sy	1-1	1-1	0-0	—	—	—
Karlen/Sydow	0-2	0-2	0-0	—	—	—
Karlen/W.Taurisano	0-2	0-2	0-0	—	—	—
Longley/Sy	11-6	7-3	4-3	4-3	—	—
Marcoline/O'Connor	1-2	1-2	0-0	—	—	—
O'Connor/Sy	0-1	0-0	0-1	—	0-1	—
O'Connor/Sydow	2-4	2-1	0-3	—	—	0-3
O'Connor/W.Taurisano	1-0	1-0	0-0	—	—	—

ALL-TIME SEASON STATISTICS

Sy/Sydow	1-2	0-1	1-0	0-1	—	—
Sydow/W.Taurisano	3-3	2-0	1-3	—	0-3	1-0
R.Taurisano/W.Taurisano	1-3	0-2	1-1	—	—	1-1

Individual Doubles

Player	Overall	Tourn.	Dual	#1	#2	#3
Ken Diller	3-2	3-0	0-2	0-2	—	—
Jaime Frontera	10-12	8-7	2-5	—	2-2	0-3
Louie Gloria	5-2	4-2	1-0	1-0	—	—
Dave Herman	2-3	2-3	0-0	—	—	—
Johan Karlen	0-4	0-2	0-2	0-2	—	—
Steve Longley	15-8	10-3	5-5	5-5	—	—
Terry Marcoline	1-2	1-2	0-0	—	—	—
Greg O'Connor	6-13	5-5	1-8	—	1-2	0-6
Harry Sy	16-11	10-6	6-5	5-3	1-2	—
Erick Sydow	14-16	12-8	2-8	1-0	0-5	1-2
Ricardo Taurisano	1-2	0-1	1-1	—	—	1-1
Walter Taurisano	5-7	3-1	2-6	0-2	0-3	2-1

1988-89

Singles

Player	Overall	Tourn.	Dual	#1	#2	#3	#4	#5	#6
Glenn Christensen	4-5	4-5	0-0	—	—	—	—	—	—
Ken Diller	21-15	2-1	12-9	0-1	3-2	9-6	—	—	—
Jaime Frontera	14-16	9-12	5-4	—	—	—	0-1	1-1	4-2
Louie Gloria	30-23	17-10	13-13	—	1-0	3-2	5-4	4-5	0-2
Dave Herman	32-12	12-8	20-4	—	—	—	3-3	9-0	8-1
Johan Karlen	27-10	5-3	22-7	—	0-2	5-2	12-1	5-2	—
Steve Longley	42-24	30-12	12-12	10-9	0-3	2-0	—	—	—
Richard Lynch	2-4	2-4	0-0	—	—	—	—	—	—
Stephane Simian	52-13	29-9	23-4	7-2	16-2	—	—	—	—
Erick Sydow	21-10	12-8	9-2	—	—	—	—	2-0	7-2
Walter Taurisano	0-2	0-2	0-0	—	—	—	—	—	—

Doubles

Pair	Overall	Tourn.	Dual	#1	#2	#3
Diller/Frontera	0-1	0-1	—	—	—	—
Diller/Longley	2-3	2-2	0-1	0-1	—	—
Diller/Simian	16-6	4-2	12-4	12-4	—	—
Diller/Sydow	4-0	0-0	4-0	4-0	—	—
Frontera/Herman	1-2	0-0	2-0	—	—	2-0
Frontera/Lynch	4-1	3-0	1-1	—	1-1	—
Frontera/Simian	1-1	0-1	1-0	—	—	1-0
Gloria/Longley	3-1	3-1	0-0	—	—	—
Gloria/Simian	1-0	0-0	1-0	—	1-0	—
Gloria/Sydow	26-9	14-3	12-6	—	3-0	9-6
Herman/Sydow	2-1	2-1	0-0	—	—	—
Karlen/Lynch	0-1	0-0	0-1	—	0-1	—
Karlen/Simian	1-0	0-0	1-0	1-0	—	—
Longley/Lynch	11-12	4-2	7-10	1-0	5-10	1-0
Longley/Simian	13-4	11-3	1-1	1-1	—	—
Simian/Sydow	1-1	1-1	0-0	—	—	—

Individual Doubles

Player	Overall	Tourn.	Dual	#1	#2	#3
Ken Diller	22-10	7-5	16-5	16-5	—	—
Jaime Frontera	7-3	3-2	4-1	—	1-1	3-0
Louie Gloria	30-10	17-4	13-6	—	4-0	9-6
Dave Herman	4-1	2-1	2-0	—	—	2-0
Johan Karlen	1-1	0-0	1-1	1-0	0-1	—
Steve Longley	29-20	21-8	8-12	2-2	5-10	1-0
Richard Lynch	15-14	7-2	8-12	1-0	6-12	1-0
Stephane Simian	34-12	18-7	16-5	14-5	1-0	1-0
Erick Sydow	33-11	17-5	16-6	4-0	3-0	9-6

ALL-TIME SEASON STATISTICS

1989-90

Singles

Player	Overall	Tourn.	Dual	#1	#2	#3	#4	#5	#6
Jaime Frontera	14-6	10-5	4-1	—	—	—	—	1-0	3-1
Jose Frontera	4-2	4-2	0-0	—	—	—	—	—	—
Louie Gloria	37-15	22-9	15-6	—	13-3	2-3	—	—	—
Dirk Hahneiser	7-8	2-5	5-3	—	—	—	—	1-0	4-3
Dave Hopper	34-20	19-9	15-11	—	5-4	10-7	—	—	—
PJ Langone	32-19	22-5	10-14	—	0-1	2-0	4-9	3-3	1-1
Richard Lynch	12-9	5-5	7-4	—	—	—	2-3	1-1	4-0
Mark Palus	24-14	9-7	14-7	—	—	2-0	6-2	4-4	2-1
Jon Reeves	4-3	4-3	0-0	—	—	—	—	—	—
Alex Schad	8-3	8-3	0-0	—	—	—	—	—	—
Stephane Simian	49-12	29-6	20-6	20-6	—	—	—	—	—
Erick Sydow	13-9	3-5	10-4	—	—	—	—	5-3	5-1
Walter Taurisano	1-2	1-2	0-0	—	—	—	—	—	—

Doubles

Pair	Overall	Tourn.	Dual	#1	#2	#3
Frontera/Frontera	4-2	3-2	1-0	—	—	1-0
Ja-Frontera/Hahneiser	3-0	1-0	2-0	—	1-0	1-0
Ja-Frontera/Lynch	3-6	1-1	2-5	—	—	2-5
Jo-Frontera/Sydow	3-1	3-0	0-1	—	—	0-1
Gloria/Hahneiser	2-1	2-1	0-0	—	—	—
Gloria/Hopper	1-0	0-0	1-0	—	1-0	—
Gloria/Lynch	1-0	1-0	0-0	—	—	—
Gloria/Reeves	0-1	0-1	0-0	—	—	—
Gloria/Sydow	15-6	10-3	5-3	—	5-3	—
Hahneiser/Lynch	0-1	0-1	0-0	—	—	—
Hahneiser/Palus	0-1	0-1	0-0	—	—	—
Hopper/Palus	5-1	5-1	0-0	—	—	—
Hopper/Reeves	1-0	0-0	1-0	—	—	1-0
Hopper/Simian	17-9	11-4	6-5	6-5	—	—
Langone/Palus	1-0	1-0	0-0	—	—	—
Langone/Schad	4-1	4-0	0-0	—	—	—
Lynch/Palus	3-3	2-1	1-2	—	0-1	1-1
Lynch/Simian	1-0	0-0	1-0	1-0	—	—
Lynch/Sydow	0-1	0-0	0-1	—	—	0-1
Reeves/Schad	1-1	1-1	0-0	—	—	—
Reeves/Taurisano	1-1	1-1	0-0	—	—	—

Individual Doubles

Player	Overall	Tourn.	Dual	#1	#2	#3
Jaime Frontera	13-9	8-3	5-6	—	1-0	4-6
Jose Frontera	4-2	3-2	1-0	—	—	1-0
Louie Gloria	19-8	12-5	7-3	0-1	7-2	—
Dirk Hahneiser	5-3	3-3	2-0	—	1-0	1-0
Dave Hopper	24-10	16-5	8-5	6-5	1-0	1-0
PJ Langone	5-1	5-1	0-0	—	—	—
Richard Lynch	8-11	4-3	4-8	1-0	0-1	3-7
Mark Palus	9-5	8-3	1-2	—	0-1	1-1
Jon Reeves	3-3	2-3	1-0	—	—	1-0
Alex Schad	5-2	5-2	0-0	—	—	—
Stephane Simian	18-9	11-4	7-5	7-5	—	—
Erick Sydow	18-8	12-3	6-5	0-1	6-2	0-2
Walter Taurisano	1-0	1-0	0-0	—	—	—

1990-91

Singles

Player	Overall	Tourn.	Dual	#1	#2	#3	#4	#5	#6
Jose Frontera	2-1	2-1	0-0	—	—	—	—	—	—
Louie Gloria	27-7	26-6	1-1	1-1	—	—	—	—	—
Dirk Hahneiser	31-17	16-8	15-9	—	2-0	2-1	7-4	3-3	1-1

ALL-TIME SEASON STATISTICS

Dave Hopper	31-17	16-8	15-9	10-7	5-2	—	—	—	—
PJ Langone	24-17	13-7	11-10	—	3-3	5-7	1-0	2-0	—
Mark Palus	34-11	17-7	17-4	—	—	2-0	0-1	7-0	8-3
Jon Reeves	2-6	2-6	0-0	—	—	—	—	—	—
Johan Sandberg	13-13	5-1	8-12	3-4	2-8	3-0	—	—	—
Alex Schad	4-8	1-2	0-0	—	—	—	—	—	—
Erick Sydow	18-4	10-4	8-10	—	1-0	0-3	2-3	4-1	1-3
Andreis Theron	20-10	6-3	14-7	—	—	3-0	1-6	4-1	6-0
Johan Wiig	10-7	7-5	3-2	—	—	—	0-1	1-0	2-1

Doubles

Pair	Overall	Tourn.	Dual	#1	#2	#3
Frontera/Plaus	1-0	0-0	1-0	—	1-0	—
Gloria/Hopper	4-1	4-1	0-0	—	—	—
Gloria/Langone	1-1	1-1	0-0	—	—	—
Gloria/Sandberg	3-1	3-1	0-0	—	—	—
Gloria/Sydow	1-1	0-1	1-0	—	1-0	—
Hahneiser/Hopper	1-2	0-0	1-2	1-2	—	—
Hahneiser/Langone	6-2	5-2	1-0	—	—	1-0
Hahneiser/Palus	2-2	2-2	0-0	—	—	—
Hahneiser/Sandberg	1-1	0-0	1-1	—	—	1-1
Hahneiser/Theron	10-6	3-4	7-2	—	—	7-2
Hopper/Langone	0-1	0-1	0-0	—	—	—
Hopper/Sandberg	1-1	1-0	0-1	0-1	—	—
Hopper/Sydow	7-6	4-2	3-4	1-4	2-0	—
Hopper/Theron	1-0	0-0	1-0	1-0	—	—
Langone/Palus	0-1	0-0	0-1	—	0-1	—
Langone/Sandberg	1-3	0-0	1-3	1-2	0-1	—
Langone/Sydow	0-1	0-1	0-0	—	—	—
Langone/Theron	2-1	0-0	2-1	—	—	2-1
Palus/Reeves	0-1	0-1	0-0	—	—	—
Palus/Sandberg	0-1	0-0	0-1	—	0-1	—
Palus/Sydow	1-0	0-0	1-0	—	1-0	—
Palus/Theron	0-1	0-0	0-1	—	0-1	—
Reeves/Schad	0-2	0-2	0-0	—	—	—
Sandberg/Sydow	1-1	0-0	1-1	1-0	0-1	—
Sandberg/Wiig	4-0	3-0	1-0	—	1-0	—
Schad/Wiig	3-3	3-3	0-0	—	—	—

Individual Doubles

Player	Overall	Tourn.	Dual	#1	#2	#3
Jose Frontera	1-0	0-0	1-0	—	1-0	—
Louie Gloria	9-4	8-4	1-0	—	1-0	—
Dirk Hahneiser	20-13	10-8	10-5	1-2	—	9-3
Dave Hopper	14-11	9-4	5-7	3-7	2-0	—
PJ Langone	10-10	6-5	4-5	1-2	0-2	3-1
Mark Palus	4-6	2-3	2-3	—	2-3	—
Jon Reeves	0-3	0-3	0-0	—	—	—
Johan Sandberg	11-8	7-1	4-7	2-3	1-3	1-1
Alex Schad	3-5	3-5	0-0	—	—	—
Erick Sydow	10-9	4-4	6-5	2-4	4-1	—
Andreis Theron	13-8	3-4	10-4	1-0	0-1	9-3
Johan Wiig	7-3	6-3	1-0	—	1-0	—

1991-92

Singles

Player	Overall	Tourn.	Dual	#1	#2	#3	#4	#5	#6
Ben Cook	13-11	7-2	6-9	—	—	0-1	0-3	1-1	5-4
Jose Frontera	6-6	6-6	0-0	—	—	—	—	—	—
Dirk Hahneiser	20-21	12-7	8-14	7-13	0-1	1-0	—	—	—
PJ Langone	14-10	12-6	2-4	—	—	—	2-1	0-3	—
Rich Lynch	0-2	0-0	0-0	—	—	—	—	—	0-2
Mark Palus	33-12	18-6	9-11	0-2	9-9	—	—	—	—

ALL-TIME SEASON STATISTICS

Jim Panagopoulos	19-22	11-9	8-13	—	—	4-3	0-4	3-5	1-1
Jon Reeves	3-4	3-4	0-0	—	—	—	—	—	—
Johan Sandberg	10-12	1-1	9-11	0-2	9-9	—	—	—	—
Alex Schad	20-8	16-5	4-3	—	—	—	—	1-0	3-3
Johan Wiig	21-10	10-3	11-7	—	—	—	4-3	4-4	3-0

Doubles

Pair	Overall	Tourn.	Dual	#1	#2	#3
Cook/Frontera	4-3	3-2	1-1	—	—	1-1
Cook/Hahneiser	0-1	0-1	0-0	—	—	—
Cook/Lynch	2-2	0-0	2-2	—	—	2-2
Cook/Sandberg	1-0	0-0	1-1	—	—	1-0
Frontera/Langone	1-1	1-1	0-0	—	—	—
Hahneiser/Langone	0-1	0-1	0-0	—	—	—
Hahneiser/Palus	2-6	0-0	2-6	0-2	2-3	0-1
Hahneiser/Panagopoulos	1-4	1-4	0-0	—	—	—
Hahneiser/Schad	0-2	0-0	0-2	0-2	—	—
Lynch/Panagopoulos	4-3	3-2	1-1	—	1-1	—
Lynch/Schad	0-1	0-0	0-1	—	0-1	—
Palus/Schad	9-4	9-4	0-0	—	—	—
Sandberg/Panagopoulos	7-3	4-0	3-3	3-3	—	—

Individual Doubles

Player	Overall	Tourn.	Dual	#1	#2	#3
Ben Cook	7-6	3-3	4-3	—	—	4-3
Jose Frontera	5-4	4-3	1-1	—	—	1-1
Dirk Hahneiser	3-14	1-6	2-8	0-4	2-3	0-1
PJ Langone	1-2	1-2	0-0	—	—	—
Rich Lynch	6-6	3-2	3-4	—	1-2	2-2
Mark Palus	11-10	9-4	2-6	0-2	2-3	0-1
Jim Panagopoulos	12-10	8-6	4-4	3-3	1-1	—
Johan Sandberg	8-3	4-0	4-3	3-3	—	1-0
Alex Schad	9-7	9-4	0-3	0-2	0-1	—

1992-93

Singles

Player	Overall	Tourn.	Dual	#1	#2	#3	#4	#5	#6
Enrique Alacron	1-4	0-4	1-0	—	—	—	1-0	—	—
Ben Cook	15-18	11-7	4-11	—	—	—	2-3	0-3	2-5
Jose Frontera	9-14	4-7	5-7	—	1-0	—	—	1-3	3-4
PJ Langone	11-15	2-4	9-11	—	1-1	2-4	5-5	1-1	—
Rich Lynch	3-5	1-3	2-2	—	—	—	—	—	2-2
Mark Palus	18-13	8-5	10-8	1-1	0-2	5-5	4-0	—	—
Jim Panagopoulos	9-20	3-5	6-15	6-14	0-1	—	—	—	—
Jon Reeves	8-8	7-7	1-1	—	—	—	—	—	1-1
Johan Sandberg	10-11	2-2	8-9	—	7-9	1-0	—	—	—
Johan Wiig	21-12	10-5	11-8	—	—	3-1	0-2	8-5	—

Doubles

Pair	Overall	Tourn.	Dual	#1	#2	#3
Alacron/Frontera	0-1	0-0	0-1	—	—	0-1
Alacron/Panagopoulos	2-1	0-1	2-0	2-0	—	—
Alacron/Reeves	0-1	0-1	0-0	—	—	—
Alacron/Sandberg	1-0	0-0	1-0	1-0	—	—
Cook/Langone	1-1	0-0	1-1	—	1-1	—
Cook/Lynch	17-8	8-2	9-6	—	8-6	1-0
Cook/Panagopoulos	0-2	0-0	0-2	—	0-2	—
Frontera/Lynch	2-2	1-1	1-1	0-1	—	1-0
Frontera/Palus	8-4	6-2	8-4	—	1-0	1-2
Frontera/Sandberg	9-4	0-0	9-4	8-4	1-0	—
Frontera/Wiig	1-0	0-0	1-0	—	—	1-0
Langone/Palus	4-1	0-0	4-1	—	4-1	—
Langone/Reeves	1-0	0-0	1-0	—	—	1-0

ALL-TIME SEASON STATISTICS

Lynch/Panagopoulos	1-1	0-0	1-1	—	1-1	—
Palus/Panagopoulos	5-4	—	5-4	1-0	4-4	—
Panagopoulos/Sandberg	6-8	5-4	1-4	1-4	—	—

Individual Doubles

Player	Overall	Tourn.	Dual	#1	#2	#3
Enrique Alacron	3-3	0-2	3-1	3-0	—	0-1
Ben Cook	18-11	9-2	9-9	—	8-9	1-0
Jose Frontera	21-11	8-3	13-8	8-5	2-0	3-3
PJ Langone	7-2	1-0	6-2	—	0-1	6-1
Rich Lynch	20-11	10-3	10-8	0-1	9-7	1-0
Mark Palus	17-9	5-2	12-7	1-0	1-0	10-7
Jim Panagopoulos	14-16	5-5	9-11	4-4	1-3	4-4
Johan Sandberg	1-1	0-1	1-0	—	—	—
Jon Reeves	16-12	5-4	11-8	10-8	1-0	—
Johan Wiig	1-0	1-0	0-0	—	—	—

1993-94

Singles

Player	Overall	Tourn.	Dual	#1	#2	#3	#4	#5	#6
Mark Bommelje	14-9	6-5	8-4	—	—	—	4-1	3-3	1-0
Ben Cook	11-12	4-4	7-8	—	—	—	1-0	4-2	2-6
Jorge Esqueda	23-7	3-2	20-5	—	—	8-1	12-4	—	—
Jose Frontera	5-5	1-4	4-1	—	—	—	2-0	1-0	1-1
Maxsy Jimenez	22-10	4-3	18-7	5-2	11-5	1-0	—	1-0	—
James Panagopoulos	19-16	8-4	11-12	0-1	6-2	4-9	1-0	—	—
Johan Sandberg	20-10	7-4	13-6	11-6	2-0	—	—	—	—
John Steers	14-5	9-5	5-0	—	—	—	1-0	—	4-0
Johan Wiig	14-10	4-3	10-7	—	—	1-0	3-0	4-2	2-5

Doubles

Pair	Overall	Tourn.	Dual	#1	#2	#3
Bommelje/Cook	4-2	0-0	4-2	—	—	4-2
Bommelje/Frontera	1-1	0-0	1-1	—	—	1-1
Bommelje/Steers	5-2	4-1	1-1	—	1-0	0-1
Cook/Esqueda	3-2	0-0	3-2	1-0	—	2-2
Cook/Frontera	1-0	0-0	1-0	—	—	1-0
Cook/Panagopoulos	3-3	3-3	0-0	—	—	—
Cook/Steers	4-7	0-1	4-6	3-0	1-1	0-5
Cook/Wiig	1-0	0-0	1-0	—	—	1-0
Esqueda/Jimenez	1-1	1-1	0-0	—	—	—
Esqueda/Steers	3-2	1-1	2-1	—	—	2-1
Frontera/Sandberg	18-14	8-5	10-9	10-8	0-1	—
Jimenez/Panagopoulos	15-7	0-0	15-7	2-2	13-5	—
Panagopoulos/Steers	2-1	2-1	0-0	—	—	—
Sandberg/Wiig	0-1	0-0	0-1	0-1	—	—

Individual Doubles

Player	Overall	Tourn.	Dual	#1	#2	#3
Mark Bommelje	10-5	4-2	6-3	—	1-0	5-3
Ben Cook	16-14	3-5	13-9	4-0	3-3	6-6
Jorge Esqueda	7-5	2-2	5-3	1-0	2-2	2-1
Jose Frontera	20-15	8-6	12-9	10-7	0-1	2-1
Maxsy Jimenez	16-8	1-2	15-6	2-2	13-4	—
James Panagopoulos	20-11	5-5	15-6	2-2	13-4	—
Johan Sandberg	18-15	8-6	10-9	10-8	0-1	—
John Steers	14-12	7-4	7-8	3-0	2-1	2-7
Johan Wiig	1-1	0-0	1-1	0-1	—	1-0

1994-95

Singles

Player	Overall	Tourn.	Dual	#1	#2	#3	#4	#5	#6
--------	---------	--------	------	----	----	----	----	----	----

ALL-TIME SEASON STATISTICS

Messay Abebe	4-12	3-5	1-7	—	—	—	0-1	0-3	1-3
Enrique Alacron	7-11	1-4	6-7	—	—	2-0	0-2	2-0	2-5
Miller Brice	11-18	4-5	7-13	—	—	0-3	1-3	1-4	5-3
Benjamin Cassaigne	9-2	0-0	9-2	—	—	—	4-0	5-2	—
Ben Cook	15-20	7-5	8-15	—	0-4	3-4	5-7	—	—
Jorge Esqueda	25-14	10-6	15-8	1-0	7-2	5-5	2-1	—	—
Maxsey Jimenez	26-11	18-2	9-9	8-9	—	—	—	1-0	—
Jim Panagopoulos	20-20	9-6	11-14	3-5	7-6	1-3	—	—	—
Sager Vescio	2-6	2-3	0-3	—	—	—	—	0-1	0-2

Doubles

Pair	Overall	Tourn.	Dual	#1	#2	#3
Abebe/Brice	1-1	0-0	1-1	1-0	—	0-1
Abebe/Cook	0-2	0-0	0-2	—	—	0-2
Abebe/Esqueda	1-1	0-0	1-1	—	1-1	—
Adebe/Vescio	0-2	0-0	0-2	—	—	0-2
Alacron/Brice	8-6	3-2	5-4	2-1	1-2	2-1
Alacron/Cassaigne	0-1	0-0	0-1	—	—	0-1
Alacron/Cook	0-5	0-1	0-4	—	0-3	0-1
Alacron/Esqueda	6-3	4-1	2-2	—	2-0	0-2
Alacron/Jimenez	2-3	2-0	0-3	0-3	—	—
Brice/Cassaigne	0-1	0-0	0-1	—	—	0-1
Brice/Cook	2-8	1-1	1-7	—	0-4	1-3
Brice/Panagopoulos	1-3	0-0	1-3	0-1	1-2	—
Cassaigne/Cook	6-2	0-0	6-2	1-1	2-1	3-0
Cook/Esqueda	4-3	4-2	0-1	—	0-1	—
Esqueda/Panagopoulos	1-1	0-0	1-1	1-1	—	—
Jimenez/Panagopoulos	17-10	9-3	8-7	8-7	—	—

Individual Doubles

Player	Overall	Tourn.	Dual	#1	#2	#3
Messay Abebe	2-6	0-0	2-6	1-0	1-1	0-5
Enrique Alacron	16-18	9-5	7-13	2-4	3-4	2-5
Miller Brice	12-19	4-3	8-16	3-2	2-8	3-6
Benjamin Cassaigne	6-4	0-0	6-4	1-1	2-1	3-2
Ben Cook	12-20	5-5	7-15	1-1	2-8	4-6
Jorge Esqueda	12-8	8-3	4-5	1-1	3-2	0-2
Maxsy Jimenez	19-13	11-4	8-9	8-9	—	—
Jim Panagopoulos	19-14	9-4	10-10	9-8	1-2	—
Sager Vescio	0-2	0-0	0-2	—	—	0-2

1995-96

Singles

Player	Overall	Tourn.	Dual	#1	#2	#3	#4	#5	#6
Messay Abebe	7-5	5-3	2-3	—	—	—	—	1-1	1-2
Enrique Alarcon	0-2	0-2	0-0	—	—	—	—	—	—
Grzegorz Badurowicz	14-12	2-1	12-11	—	4-0	3-2	2-2	3-7	—
Miller Brice	6-5	3-4	3-1	—	—	—	—	—	3-1
Keith Brill	12-9	0-1	12-8	2-0	3-4	6-4	1-0	—	—
Francesco Cattini	17-16	8-6	9-10	—	—	—	2-1	1-2	6-7
Reagan Crabtree	4-6	0-1	4-5	—	—	—	1-0	3-2	0-3
Jorge Esqueda	32-6	13-4	19-2	2-1	1-0	1-0	12-0	3-1	—
Maxsy Jimenez	16-13	9-2	7-10	6-10	—	—	1-0	—	—
Robert Wojcik	16-11	2-1	14-10	2-1	7-5	3-4	2-0	—	—

Doubles

Pair	Overall	Tourn.	Dual	#1	#2	#3
Abebe/Brice	1-1	0-1	1-0	—	—	1-0
Abebe/Cattini	0-1	0-0	0-1	—	—	0-1
Adebe/Esqueda	2-2	2-2	0-0	—	—	—
Badurowicz/Brice	1-1	0-0	1-1	—	1-1	—
Badurowicz/Brill	3-6	0-0	3-6	1-3	2-2	0-1
Badurowicz/Esqueda	8-5	1-1	7-4	—	3-2	4-2

ALL-TIME SEASON STATISTICS

Brice/Cattini	2-2	2-2	0-0	—	—	—
Brice/Crabtree	2-2	0-0	2-2	1-0	0-1	1-1
Brice/Esqueda	2-1	0-0	2-1	—	—	2-1
Brice/Wojcik	5-3	0-0	5-3	1-1	2-0	2-2
Brill/Cattini	1-3	0-0	1-3	—	0-3	1-0
Brill/Crabtree	1-0	0-0	1-0	—	1-0	—
Brill/Jimenez	2-1	0-0	2-1	2-1	—	—
Brill/Wojcik	2-1	0-0	2-1	2-1	—	—
Cattini/Crabtree	0-2	0-1	0-1	—	—	0-1
Cattini/Esqueda	1-1	1-1	0-0	—	—	—
Cattini/Wojcik	1-0	0-0	1-0	1-0	—	—
Esqueda/Jimenez	1-4	0-0	1-4	0-1	1-2	0-1
Jimenez/Wojcik	8-4	3-0	5-4	5-4	—	—

Individual Doubles

Player	Overall	Tourn.	Dual	#1	#2	#3
Messay Abebe	1-2	0-1	1-1	—	—	1-1
Enrique Alarcon	1-1	0-0	1-1	—	1-1	—
Grzegorz Badurowicz	12-12	1-1	11-11	1-3	6-5	4-3
Miller Brice	13-10	2-3	11-7	2-1	3-2	6-4
Keith Brill	9-11	0-0	9-11	5-5	3-5	1-1
Francesco Cattini	5-9	3-4	2-5	1-0	0-3	1-2
Reagan Crabtree	3-4	0-1	3-3	1-0	1-1	1-2
Jorge Esqueda	14-13	4-4	10-9	0-1	4-4	6-4
Maxsy Jimenez	11-9	3-0	8-9	7-6	1-2	0-1
Robert Wojcik	16-8	3-0	13-8	9-6	2-0	2-2

1996-97

Singles

Player	Overall	Tourn.	Dual	#1	#2	#3	#4	#5	#6
Messay Abebe	9-6	5-5	4-1	—	—	—	2-0	1-0	1-1
Olef Akesson	27-3	6-2	21-1	—	1-0	1-0	1-1	12-0	6-0
Grzegorz Badurowicz	15-20	6-7	8-12	—	—	3-3	5-6	0-2	0-1
Jeff Bergman	13-5	9-5	4-0	—	—	1-0	0-0	2-0	1-0
Miller Brice	2-7	2-7	0-0	—	—	—	—	—	—
Keith Brill	33-19	24-8	9-11	2-9	7-1	0-1	—	—	—
Reagan Crabtree	5-7	3-6	2-1	—	0-1	—	—	—	2-0
Jorge Esqueda	33-11	15-4	16-6	—	4-1	8-3	4-2	—	—
Jerome Jourdon	25-9	7-1	17-7	9-5	8-2	—	—	—	—
Alfredo Oporto	4-6	4-6	0-0	—	—	—	—	—	—
Robert Wojcik	21-14	7-5	14-9	—	1-0	4-0	1-2	3-2	5-5

Doubles

Pair	Overall	Tourn.	Dual	#1	#2	#3
Abebe/Bergman	0-2	0-2	0-0	—	—	—
Abebe/Esqueda	1-1	1-1	0-0	—	—	—
Akesson/Brill	1-2	0-0	1-2	1-2	—	—
Akesson/Wojcik	20-6	6-1	14-5	2-2	12-3	—
Badurowicz/Brice	1-0	0-0	1-0	1-0	—	—
Badurowicz/Brill	0-1	0-1	0-0	—	—	—
Badurowicz/Crabtree	1-3	1-3	0-0	—	—	—
Badurowicz/Esqueda	5-5	1-2	3-2	—	—	3-2
Badurowicz/Jourdon	2-4	0-0	2-4	2-3	0-1	—
Bergman/Brice	1-4	1-4	0-0	—	—	—
Bergman/Jourdon	1-2	0-0	1-2	—	1-2	—
Bergman/Oporto	1-1	1-1	0-0	—	—	—
Brice/Crabtree	0-2	0-2	0-0	—	—	—
Brice/Esqueda	3-4	0-0	3-4	1-1	—	2-3
Brice/Wojcik	5-1	3-1	2-0	—	—	2-0
Brill/Esqueda	3-4	0-0	3-4	—	—	3-4
Brill/Jourdon	13-5	5-2	8-2	8-2	—	—
Brill/Wojcik	2-2	2-2	0-0	—	—	—
Esqueda/Jourdon	0-3	0-0	0-3	0-1	—	—

ALL-TIME SEASON STATISTICS

Individual Doubles

Player	Overall	Tourn.	Dual	#1	#2	#3
Messay Abebe	1-3	1-3	0-0	—	—	—
Olef Akesson	21-8	6-1	15-7	2-2	13-5	—
Grzegorz Badurowicz	9-13	2-6	7-7	3-3	0-1	4-3
Jeff Bergman	3-9	2-7	1-2	—	1-2	—
Miller Brice	10-11	4-7	6-4	2-1	—	4-3
Keith Brill	19-14	7-5	12-9	8-3	1-2	3-4
Reagan Crabtree	1-5	1-5	0-0	—	—	—
Jorge Esqueda	12-17	2-3	10-14	1-4	—	9-10
Jerome Jourdon	16-14	5-2	11-12	10-9	1-3	—
Alfredo Oporto	1-1	1-1	0-0	—	—	—
Robert Wojcik	27-9	11-4	16-5	2-2	12-3	2-0

1997-98

Singles

Player	Overall	Tourn.	Dual	#1	#2	#3	#4	#5	#6
Messay Abebe	9-7	6-6	3-1	—	—	—	1-1	1-0	1-0
Olef Akesson	28-15	11-7	17-8	—	—	2-0	7-4	8-4	—
Jeffrey Bergman	4-8	2-7	2-1	—	—	—	—	—	2-1
Miller Brice	8-3	8-3	0-0	—	—	—	—	—	—
Anand Jobanputra	2-5	2-5	0-0	—	—	—	—	—	—
Jerome Jourdon	33-11	11-7	22-4	4-0	12-4	6-0	—	—	—
Guillaume Legat	28-7	17-0	21-5	4-1	6-1	11-3	—	—	—
Remy Nagel	16-17	6-4	10-13	—	—	0-1	2-2	5-3	3-6
Alfredo Oportono	3-4	3-4	0-0	—	—	—	—	—	—
Vladimir Pavicevic	37-18	22-7	15-11	11-8	4-1	1-1	—	—	—
Tomasz Wawrzyniak	17-10	3-2	14-8	—	—	1-1	5-3	1-2	7-2

Doubles

Pair	Overall	Tourn.	Dual	#1	#2	#3
Abebe/Bergman	5-2	5-2	0-0	—	—	—
Abebe/Brice	0-1	0-0	0-1	0-1	—	—
Abebe/Jobanputra	0-1	0-1	0-0	—	—	—
Akesson/Jourdon	1-0	0-0	1-0	—	1-0	—
Akesson/Legat	21-7	3-1	17-6	—	17-6	1-0
Akesson/Nagel	3-2	3-2	0-0	—	—	—
Akesson/Pavicevic	5-0	5-0	0-0	—	—	—
Bergman/Brice	1-1	1-1	0-0	—	—	—
Bergman/Jourdon	2-0	0-0	2-0	2-0	—	—
Bergman/Legat	1-0	0-0	1-0	—	—	1-0
Bergman/Nagel	2-5	0-0	2-5	—	0-1	2-4
Bergman/Pavicevic	1-1	0-0	1-1	1-0	—	0-1
Bergman/Wawrzyniak	3-5	2-2	1-3	—	—	1-3
Brice/Nagel	1-1	1-1	0-0	—	—	—
Brice/Wawrzyniak	3-7	0-0	3-7	—	—	3-7
Jobanputra/Oporto	1-2	1-2	0-0	—	—	—
Jourdon/Nagel	0-1	0-0	0-1	—	—	0-1
Jourdon/Pavicevic	20-9	6-4	14-5	14-5	—	—
Jourdon/Wawrzyniak	0-1	0-0	0-1	0-1	—	—
Nagel/Pavicevic	1-0	0-0	1-0	1-0	—	—

Individual Doubles

Player	Overall	Tourn.	Dual	#1	#2	#3
Messay Abebe	5-4	5-3	0-1	0-1	—	—
Olef Akesson	29-9	10-3	19-6	—	18-6	1-0
Jeffrey Bergman	15-14	8-5	7-9	3-0	0-1	4-8
Miller Brice	5-10	2-2	3-8	0-1	—	3-7
Anand Jobanputra	1-3	1-3	0-0	—	—	—
Jerome Jourdon	23-11	6-4	17-7	16-6	1-0	0-1
Guillaume Legat	22-7	3-1	19-6	—	17-6	2-0
Remy Nagel	6-9	4-3	2-6	1-0	0-1	1-5
Alfredo Oporto	1-2	1-2	0-0	—	—	—

ALL-TIME SEASON STATISTICS

Valdimir Pavicevic	26-10	10-4	16-6	16-5	—	0-1
Tomasz Wawrzyniak	7-13	2-2	5-11	0-1	—	5-10

1998-99

Singles

Player	Overall	Tourn.	Dual	#1	#2	#3	#4	#5	#6
Olof Akesson	33-13	11-6	22-7	—	—	—	21-7	1-0	—
Jeffrey Bergman	7-8	5-4	2-4	—	—	—	1-1	1-3	—
Juan Gamboa	28-15	12-4	16-11	—	—	2-1	1-1	13-9	—
Jerome Jourdon	35-13	14-6	21-7	7-1	14-6	—	—	—	—
Guillaume Legat	34-10	15-4	19-6	—	3-0	16-6	—	—	—
David Nelson	6-3	5-3	1-0	—	—	—	—	—	1-0
Rodrigo Pacheco	6-4	6-4	0-0	—	—	—	—	—	—
Vladimir Pavicevic	17-19	5-2	12-17	8-13	2-2	2-2	—	—	—
Tomasz Wawrzyniak	12-19	4-5	8-14	—	—	—	0-1	0-1	8-12

Doubles

Pair	Overall	Tourn.	Dual	#1	#2	#3
Akesson/Bergman	3-1	3-1	0-0	—	—	—
Akesson/Gamboa	8-3	8-3	0-0	—	—	—
Akesson/Jourdon	1-2	0-1	1-0	—	0-1	1-0
Akesson/Legat	7-10	0-0	7-10	—	7-10	—
Akesson/Wawrzyniak	5-2	0-0	5-2	—	—	5-2
Bergman/Gamboa	3-3	1-0	2-3	—	1-1	1-2
Bergman/Nelson	3-2	2-2	1-0	1-0	—	—
Bergman/Pacheco	1-0	1-0	0-0	—	—	—
Bergman/Pavicevic	0-4	0-0	0-4	0-4	—	—
Gamboa/Jourdon	7-1	0-0	7-1	—	—	7-1
Gamboa/Legat	4-3	0-0	4-3	—	3-1	1-2
Gamboa/Nelson	1-0	1-0	0-0	—	—	—
Gamboa/Pavicevic	1-2	1-0	0-2	—	0-2	—
Gamboa/Wawrzyniak	3-8	3-2	0-6	—	—	0-6
Jourdon/Legat	10-5	9-4	1-1	1-1	—	—
Jourdon/Pavicevic	4-13	0-2	4-11	4-11	—	—
Nelson/Pacheco	1-3	1-3	0-0	—	—	—
Pacheco/Wawrzyniak	1-1	1-1	0-0	—	—	—
Pavicevic/Wawrzyniak	0-8	0-0	0-8	0-8	—	—

Individual Doubles

Player	Overall	Tourn.	Dual	#1	#2	#3
Olof Akesson	24-18	11-5	13-13	—	7-11	6-2
Jeffrey Bergman	10-10	7-3	3-7	1-4	1-1	1-2
Juan Gamboa	27-20	14-5	13-15	—	4-4	9-11
Jerome Jourdon	22-21	9-7	13-14	5-12	0-1	8-1
Guillaume Legat	21-18	9-4	12-14	1-1	10-11	1-2
David Nelson	5-5	4-5	1-0	1-0	—	—
Rodrigo Pacheco	3-4	3-4	0-0	—	—	—
Vladimir Pavicevic	5-27	1-2	4-25	4-23	0-2	—
Tomasz Wawrzyniak	9-19	4-3	5-16	0-8	—	5-8

1999-2000

Singles

Player	Overall	Tourn.	Dual	#1	#2	#3	#4	#5	#6
Olof Akesson	16-15	6-6	10-9	—	—	0-1	1-1	4-2	5-5
Jeffrey Bergman	2-7	2-6	6-8	—	—	—	—	—	0-1
Juan Gamboa	8-11	2-1	6-10	—	—	0-3	4-4	2-1	0-2
Jerome Jourdon	19-11	7-4	12-7	3-1	5-2	4-4	—	—	—
Guillaume Legat	28-12	16-2	12-10	4-3	4-4	4-3	—	—	—
David Nelson	9-12	7-10	2-2	—	—	—	—	—	2-2
Rodrigo Pacheco	0-9	0-9	0-0	—	—	—	—	—	—
Marc Pichler	5-6	2-1	3-5	—	—	—	0-2	1-1	2-2

ALL-TIME SEASON STATISTICS

Seth Rose	18-11	4-7	14-4	—	—	—	9-2	4-2	1-0
Nasir Sherazi	4-5	4-5	0-0	—	—	—	—	—	—
Robert Steckley	21-10	14-4	7-16	1-11	2-5	4-0	—	—	—

Doubles

Pair	Overall	Tourn.	Dual	#1	#2	#3
Akesson/Gamboa	0-2	0-1	0-1	0-1	—	—
Akesson/Legat	6-8	4-2	2-6	—	2-4	0-2
Akesson/Nelson	2-2	0-0	2-2	—	1-0	1-2
Akesson/Pacheco	1-0	1-0	0-0	—	—	—
Akesson/Pichler	3-3	0-0	3-3	1-0	0-1	2-2
Akesson/Steckley	1-1	0-0	1-1	—	—	1-1
Bergman/Nelson	1-2	1-2	0-0	—	—	—
Bergman/Pichler	1-1	1-0	0-1	0-1	—	—
Bergman/Rose	0-2	0-1	0-1	—	—	0-1
Bergman/Sherazi	0-2	0-2	0-0	—	—	—
Gamboa/Jourdon	3-2	0-0	3-2	—	3-2	—
Gamboa/Legat	0-2	0-0	0-2	—	0-2	—
Gamboa/Nelson	5-3	1-0	4-3	—	—	4-3
Gamboa/Steckley	0-1	0-0	0-1	0-1	—	—
Jourdon/Nelson	3-2	0-0	3-2	1-0	2-2	—
Jourdon/Pichler	0-1	0-1	0-0	—	—	—
Jourdon/Steckley	10-6	4-4	6-2	5-2	1-0	—
Legat/Pichler	0-1	0-0	0-1	—	0-1	—
Legat/Rose	1-2	0-0	1-2	1-2	—	—
Legat/Steckley	5-3	0-0	5-3	4-3	1-0	—
Nelson/Rose	1-1	1-1	0-0	—	—	—
Nelson/Steckley	1-1	1-1	0-0	—	—	—
Pacheco/Rose	0-2	0-2	0-0	—	—	—
Pichler/Rose	0-1	0-1	0-0	—	—	—
Pichler/Steckley	1-0	0-0	1-0	1-0	—	—

Individual Doubles

Player	Overall	Tourn.	Dual	#1	#2	#3
Olof Akesson	13-16	5-3	8-13	1-1	3-5	4-7
Jeffrey Bergman	2-7	2-5	0-2	0-1	—	0-1
Joan Gamboa	8-10	1-1	7-9	0-2	3-4	4-3
Jerome Jourdon	16-11	4-5	12-6	6-2	6-4	—
Guillaume Legat	12-16	4-2	8-14	5-5	3-7	0-2
David Nelson	13-11	4-4	9-7	1-0	3-2	5-5
Rodrigo Pacheco	1-2	1-2	0-0	—	—	—
Marc Pichler	5-7	1-2	4-5	2-1	0-2	2-2
Seth Rose	2-8	1-5	1-3	1-2	—	0-1
Nasir Sherazi	0-2	0-2	0-0	—	—	—
Robert Steckley	18-12	5-5	13-7	10-6	2-0	1-1

2000-01

Singles

Player	Overall	Tourn.	Dual	#1	#2	#3	#4	#5	#6
Rob Cassidy	3-7	3-6	0-1	—	—	—	—	—	0-1
Lior Crystal	0-2	0-0	0-2	—	—	—	—	—	0-2
Guillaume Legat	25-7	3-3	17-3	15-1	2-2	—	—	—	3-0
David Nelson	14-17	3-4	11-13	—	2-1	7-3	2-1	—	—
Rodrigo Pacheco	14-12	3-3	11-9	—	—	—	—	3-0	8-9
Seth Rose	23-13	8-3	15-10	5-2	10-8	—	—	—	—
Nasir Sherazi	8-6	6-3	2-3	—	2-1	—	0-2	—	—
Marcus Singh	2-4	2-4	0-0	—	—	—	—	—	—
Carl Wermee	9-15	0-0	9-15	—	—	3-1	4-7	2-7	—
Marcus Westman	6-13	0-0	6-13	—	—	0-2	1-6	5-5	—

Doubles

Pair	Overall	Tourn.	Dual	#1	#2	#3
Cassidy/Pacheco	3-3	0-3	3-0	2-0	—	1-0
Cassidy/Sherazi	0-2	0-1	0-1	—	—	0-1

ALL-TIME SEASON STATISTICS

Crystal/Nelson	1-0	0-0	1-0	—	—	1-0
Crystal/Pacheco	0-1	0-0	0-1	—	—	0-1
Crystal/Rose	1-0	0-0	1-0	—	—	1-0
Legat/Nelson	1-2	0-0	1-2	1-2	—	—
Legat/Pacheco	2-2	2-1	0-1	—	0-1	—
Legat/Rose	1-5	0-0	1-5	—	1-5	—
Legat/Westman	4-3	0-0	4-3	—	4-3	—
Nelson/Pacheco	1-1	0-0	1-1	—	—	1-1
Nelson/Rose	0-5	0-0	0-5	0-5	—	—
Nelson/Sherazi	0-2	0-0	0-2	—	—	0-2
Nelson/Singh	3-1	3-1	0-0	—	—	—
Nelson/Wermee	1-0	0-0	1-0	—	—	1-0
Nelson/Westman	2-4	0-0	2-4	2-4	—	—
Pacheco/Wermee	3-8	0-2	3-6	—	—	3-6
Rose/Wermee	3-5	0-0	3-5	2-5	1-0	—
Rose/Westman	0-2	0-0	0-2	0-1	0-1	—
Sherazi/Singh	2-1	2-1	0-0	—	—	—
Sherazi/Wermee	0-2	0-0	0-2	—	0-1	0-1
Wermee/Westman	1-0	0-0	1-0	—	1-0	—

Individual Doubles

Player	Overall	Tourn.	Dual	#1	#2	#3
Rob Cassidy	3-5	0-4	3-1	2-0	—	1-1
Lior Crystal	2-1	0-0	2-1	—	—	2-1
Guillaume Legat	8-12	2-1	6-11	1-2	5-9	—
David Nelson	9-15	3-1	6-14	3-11	—	3-3
Rodrigo Pacheco	9-15	2-4	7-11	2-0	0-1	5-10
Seth Rose	5-17	0-0	5-17	2-11	2-6	1-0
Nasir Sherazi	2-7	2-2	0-5	—	0-1	0-4
Marcus Singh	5-2	5-2	0-0	—	—	—
Carl Wermee	8-15	0-0	8-15	2-5	2-1	4-9
Marcus Westman	7-9	0-0	7-9	2-5	5-4	—

2001-02

Singles

Player	Overall	Tourn.	Dual	#1	#2	#3	#4	#5	#6
Ben Atkinson	13-6	6-4	7-2	—	—	—	2-0	2-0	3-2
Rob Cassidy	5-6	2-6	3-0	—	—	—	—	—	3-0
Elliot Elkins	4-4	4-4	0-0	—	—	—	—	—	—
David Nelson	22-14	8-7	14-7	—	2-0	5-4	6-2	1-1	—
Angelo Niculescu	24-12	8-5	16-7	1-1	15-6	—	—	—	—
Rodrigo Pacheco	18-17	7-8	11-9	—	—	—	1-0	5-0	5-9
Seth Rose	14-14	4-4	10-10	8-10	2-0	—	—	—	—
Nasir Sherazi	4-2	2-2	2-0	—	—	—	—	1-0	1-0
Carl Wermee	14-11	4-3	10-8	—	—	1-0	2-1	7-7	—
Marcus Westman	30-8	9-5	21-3	1-0	1-0	10-3	9-0	—	—

Doubles

Pair	Overall	Tourn.	Dual	#1	#2	#3
Atkinson/Nelson	19-14	5-3	14-11	2-0	5-6	7-5
Cassidy/Pacheco	0-2	0-2	0-0	—	—	—
Cassidy/Sherazi	2-1	0-1	2-0	—	—	2-0
Cassidy/Westman	1-0	0-0	1-0	—	—	1-0
Nelson/Niculescu	0-1	0-1	0-0	—	—	—
Nelson/Westman	0-1	0-1	0-0	—	—	—
Niculescu/Westman	15-14	6-2	9-12	9-12	—	—
Pacheco/Rose	3-1	0-0	3-1	1-0	2-1	—
Pacheco/Wermee	0-2	0-2	0-0	—	—	—
Rose/Wermee	8-9	0-0	8-9	—	5-5	3-4
Sherazi/Westman	1-0	0-0	1-0	—	—	1-0



ALL-TIME SEASON STATISTICS

Individual Doubles

Player	Overall	Tourn.	Dual	#1	#2	#3
Ben Atkinson	19-14	5-3	14-11	2-0	6-6	6-5
Rob Cassidy	3-3	0-3	3-0	—	—	3-0
David Nelson	19-16	5-5	14-11	2-0	6-6	6-5
Angelo Niculescu	15-15	6-3	9-12	9-12	—	—
Rodrigo Pacheco	3-5	0-4	3-1	—	1-0	2-1
Seth Rose	11-10	0-0	11-10	—	6-5	5-5
Nasir Sherazi	3-1	0-1	3-0	—	—	3-0
Carl Wermee	8-11	0-2	8-9	—	5-5	3-4
Marcus Westman	17-15	6-3	11-12	9-12	—	2-0

2002-03

Singles

Player	Overall	Tourn.	Dual	#1	#2	#3	#4	#5	#6
Ben Atkinson	27-8	10-4	17-4	—	—	—	1-0	6-2	10-2
Rob Cassidy	4-5	4-5	0-0	—	—	—	—	—	—
Tom Eklund	13-11	0-1	13-10	—	1-0	0-2	6-5	5-3	1-0
Geraldo Knorr	7-5	0-1	7-4	—	—	—	1-0	2-2	4-2
Jason McAlhane	3-3	3-3	0-0	—	—	—	—	—	—
Angelo Niculescu	21-15	7-5	14-10	3-1	11-9	—	—	—	—
Kazuya Otani	2-3	2-3	0-0	—	—	—	—	—	—
Seth Rose	16-14	3-4	13-10	11-9	2-1	—	—	—	—
Nasir Sherazi	2-4	1-3	1-1	—	—	—	—	—	1-1
Carl Wermee	12-5	0-0	12-5	—	—	1-0	7-4	4-1	—
Marcus Westman	14-11	1-3	13-8	—	0-1	13-7	—	—	—

Doubles

Pair	Overall	Tourn.	Dual	#1	#2	#3
Atkinson/Eklund	2-0	0-0	2-0	—	—	2-0
Atkinson/Niculescu	5-4	3-3	2-1	—	2-0	0-1
Atkinson/Rose	1-1	0-0	1-1	—	1-1	—
Atkinson/Sherazi	0-2	0-1	0-1	—	—	0-1
Atkinson/Westman	1-1	0-0	1-1	—	—	1-1
Cassidy/Sherazi	3-0	3-0	0-0	—	—	—
Eklund/Niculescu	2-5	0-0	2-5	2-5	—	—
Eklund/Westman	7-9	0-1	7-8	5-8	1-0	1-0
Knorr/Niculescu	8-4	0-0	8-4	0-1	2-0	6-3
Knorr/Rose	2-0	0-0	2-0	—	—	2-0
Knorr/Sherazi	0-1	0-1	0-0	—	—	—
Knorr/Westman	2-3	0-0	2-3	—	—	2-3
McAlhane/Otani	0-2	0-2	0-0	—	—	—
Rose/Wermee	13-6	0-0	13-6	3-0	10-6	—

Individual Doubles

Player	Overall	Tourn.	Dual	#1	#2	#3
Ben Atkinson	9-8	3-4	6-4	—	3-1	3-3
Rob Cassidy	3-0	3-0	0-0	—	—	—
Tom Eklund	11-14	0-1	11-13	7-13	1-0	3-0
Geraldo Knorr	12-8	0-1	12-7	0-1	2-0	10-6
Jason McAlhane	0-2	0-2	0-0	—	—	—
Angelo Niculescu	15-13	3-3	12-10	2-6	4-0	6-4
Kazuya Otani	0-2	0-2	0-0	—	—	—
Seth Rose	15-8	0-0	15-8	3-0	10-8	2-0
Nasir Sherazi	3-3	3-2	0-1	—	—	0-1
Carl Wermee	12-7	0-0	12-7	3-0	9-7	—
Marcus Westman	10-13	0-1	10-12	5-8	1-0	4-4

ALL-TIME SEASON STATISTICS

2003-04

Singles

Player	Overall	Tourn.	Dual	#1	#2	#3	#4	#5	#6
Ben Atkinson	11-14	2-6	9-8	—	—	1-0	1-0	4-7	3-1
Rob Cassidy	13-4	6-3	7-1	—	—	—	—	1-1	6-0
Tom Eklund	23-9	2-3	21-6	5-0	16-6	—	—	—	—
Geraldo Knorr	26-13	7-5	19-8	—	—	2-0	10-6	5-1	2-1
Jason McAlhaney	1-3	1-2	0-1	—	—	—	—	—	0-1
Kazuya Otani	3-2	1-2	2-0	—	—	—	—	1-0	1-0
Pedro Rodrigues	11-14	0-1	11-13	—	—	2-0	4-6	1-2	4-5
Carl Wermee	21-15	8-5	13-10	—	1-0	10-10	1-0	1-0	—
Marcus Westman	11-24	2-5	9-19	5-19	4-0	—	—	—	—

Doubles

Pair	Overall	Tourn.	Dual	#1	#2	#3
Atkinson/Wermee	16-13	5-3	11-10	—	3-0	8-10
Cassidy/Knorr	4-2	4-1	0-1	—	—	0-1
Cassidy/Wermee	1-1	1-1	0-0	—	—	—
Eklund/Westman	15-12	1-2	14-10	10-4	4-6	—
Knorr/Rodrigues	12-13	0-1	12-12	2-7	8-5	2-0
McAlhaney/Otani	1-1	1-1	0-0	—	—	—
Wermee/Westman	1-1	1-1	0-0	—	—	—

Individual Doubles

Player	Overall	Tourn.	Dual	#1	#2	#3
Ben Atkinson	16-13	5-3	11-10	—	3-0	8-10
Rob Cassidy	5-3	5-2	0-1	—	—	0-1
Tom Eklund	15-12	1-2	14-10	10-4	4-6	—
Geraldo Knorr	17-16	5-3	12-13	2-7	8-5	2-1
Pedro Rodrigues	12-13	0-1	12-12	2-7	8-5	2-0
Carl Wermee	18-15	7-5	11-10	—	3-0	8-10
Marcus Westman	17-14	3-4	14-10	10-4	4-6	—

2004-05

Singles

Player	Overall	Tourn.	Dual	#1	#2	#3	#4	#5	#6
Adam Adler	10-3	5-2	5-1	—	—	—	—	3-0	2-1
Ben Atkinson	19-10	1-1	18-9	—	—	1-0	6-1	1-0	10-8
Dmitry Babenko	14-9	0-0	14-9	—	—	—	5-5	8-4	1-0
Jaime Cuellar	28-12	6-6	22-6	—	1-0	14-5	7-1	—	—
Tom Eklund	22-16	10-5	12-11	12-11	—	—	—	—	—
Geraldo Knorr	12-17	0-0	12-17	3-0	4-1	2-7	0-3	3-6	—
Kazuya Otani	3-8	2-7	1-1	—	—	—	—	—	1-0
Pedro Rodrigues	20-17	5-3	15-14	3-2	10-12	2-0	—	—	—
Thomas Stoddard	5-2	4-2	1-0	—	—	—	—	—	1-0

Doubles

Pair	Overall	Tourn.	Dual	#1	#2	#3
Adler/Cassidy	2-1	2-1	0-0	—	—	—
Adler/Cuellar	1-0	0-0	1-0	—	—	1-0
Adler/Otani	1-1	1-1	0-0	—	—	—
Atkinson/Babenko	10-10	0-0	10-10	—	1-0	9-10
Atkinson/Cassidy	0-1	0-1	0-0	—	—	—
Atkinson/Eklund	0-1	0-0	0-1	0-1	—	—
Atkinson/Rodrigues	0-1	0-1	0-0	—	—	—
Atkinson/Stoddard	4-1	0-0	4-1	—	—	4-1
Babenko/Rodrigues	4-2	0-0	4-2	1-1	3-1	—
Cassidy/Stoddard	1-1	1-1	0-0	—	—	—
Cuellar/Eklund	17-13	7-5	10-8	—	—	10-8
Cuellar/Knorr	7-0	0-0	7-0	3-0	3-0	1-0
Eklund/Rodrigues	2-0	1-0	1-0	1-0	—	—
Knorr/Rodrigues	9-13	0-1	9-12	—	9-12	—
Rodrigues/Stoddard	2-1	2-1	0-0	—	—	—

ALL-TIME SEASON STATISTICS

Individual Doubles

Player	Overall	Tourn.	Dual	#1	#2	#3
Adam Adler	4-2	3-2	1-0	—	—	1-0
Ben Atkinson	14-14	0-2	14-12	0-1	1-0	13-11
Dmitry Babenko	14-12	0-0	14-12	1-1	4-1	9-10
Rob Cassidy	3-3	3-3	0-0	—	—	—
Jaime Cuellar	25-13	7-5	18-8	3-0	13-8	2-0
Tom Eklund	19-14	8-5	11-9	1-1	10-8	—
Geraldo Knorr	16-13	0-1	16-12	12-12	3-0	1-0
Kazuya Otani	1-1	1-1	0-0	—	—	—
Pedro Rodrigues	17-17	3-3	14-14	11-13	3-1	—
Thomas Stoddard	7-3	3-2	4-1	—	—	4-1

2005-06

Singles

Player	Overall	Tourn.	Dual	#1	#2	#3	#4	#5	#6
Adam Adler	8-21	0-5	8-16	—	—	—	—	4-4	4-12
Dmitry Babenko	5-8	3-3	2-5	—	—	—	0-1	1-4	1-0
Jaime Cuellar	17-10	3-2	14-8	1-0	9-8	4-0	—	—	—
Tom Eklund	16-17	3-3	13-14	11-14	1-0	—	1-0	—	—
Geraldo Knorr	16-8	7-4	9-4	1-0	—	1-0	5-4	2-0	—
Kazuya Otani	1-7	1-7	—	—	—	—	—	—	—
Pedro Rodrigues	9-8	2-2	7-6	—	1-2	4-3	2-1	—	—
Thomas Stoddard	5-18	1-2	4-16	—	—	—	0-1	1-10	3-5
Yevgeny Supeko	18-17	4-5	14-12	—	1-1	4-8	9-3	—	—
Joe Veeder	2-4	2-2	0-2	—	—	—	—	0-1	0-1

Doubles

Pair	Overall	Tourn.	Dual	#1	#2	#3
Adler/Otani	1-1	1-1	0-0	—	—	—
Adler/Rodrigues	0-1	0-0	0-1	—	0-1	—
Adler/Stoddard	1-10	0-0	1-10	—	—	1-10
Babenko/Supeko	1-3	1-2	0-1	—	0-1	—
Cuellar/Eklund	12-6	0-0	12-6	2-4	10-2	—
Cuellar/Knorr	5-2	5-1	0-1	—	0-1	—
Cuellar/Supeko	3-6	0-0	3-6	—	3-6	—
Rodrigues	8-1	0-0	8-1	8-1	—	—
Eklund/Stoddard	0-1	0-0	0-1	0-1	—	—
Knorr/Rodrigues	3-0	0-0	3-0	3-0	—	—
Knorr/Stoddard	1-2	1-2	0-0	—	—	—
Knorr/Supeko	7-3	0-1	7-2	6-2	1-0	—
Otani/Veeder	2-4	2-3	0-1	—	—	0-1
Rodrigues/Supeko	1-3	0-0	1-3	—	1-3	—
Stoddard/Supeko	1-0	0-0	1-0	—	—	1-0
Stoddard/Veeder	3-8	0--	3-8	—	—	3-8

Eklund/

Individual Doubles

Pair	Overall	Tourn.	Dual	#1	#2	#3
Adam Adler	2-13	1-1	1-11	—	0-1	1-10
Dmitry Babenko	1-3	1-2	0-1	—	0-1	—
Jaime Cuellar	20-14	5-1	15-13	2-4	13-9	—
Tom Eklund	20-8	0-0	20-8	10-6	10-2	—
Geraldo Knorr	16-7	6-4	10-3	9-2	1-1	—
Kazuya Otani	3-5	3-4	0-1	—	—	0-1
Pedro Rodrigues	12-5	0-0	12-5	11-1	1-4	—
Thomas Stoddard	6-21	1-2	5-19	0-1	—	5-18
Yevgeny Supeko	13-15	1-3	12-12	3-9	—	—
Joe Veeder	5-12	2-3	3-9	—	—	3-9

ALL-TIME SEASON STATISTICS

2006-07

Singles

Player	Overall	Tourn.	Dual	#1	#2	#3	#4	#5	#6
Pedro Campos	24-13	10-4	14-9	0-3	8-3	6-3	—	—	—
Ivan Cressoni	14-10	0-0	14-10	—	0-1	3-5	10-4	1-0	—
Jaime Cuellar	2-1	0-0	2-1	0-1	1-0	—	1-0	—	—
Spencer Feldman	9-18	4-5	5-13	—	—	—	0-1	3-4	2-8
Pedro Rodrigues	6-12	4-0	2-12	1-9	1-3	—	—	—	—
Thomas Stoddard	5-12	1-6	4-6	—	—	—	—	0-2	4-4
Yevgeny Supeko	22-11	8-4	14-7	5-6	5-1	4-0	—	—	—
Joe Veeder	2-7	2-5	0-2	—	—	—	—	—	0-2
David Wolff	13-17	5-5	8-12	—	—	1-1	3-3	4-8	—

Doubles

Pair	Overall	Tourn.	Dual	#1	#2	#3
Campos/Cressoni	2-3	0-0	2-3	0-2	—	2-1
Campos/Rodrigues	2-1	2-1	0-0	—	—	—
Campos/Supeko	14-6	5-1	9-5	9-5	—	—
Campos/Wolff	0-1	0-0	0-1	—	0-1	—
Cressoni/Cuellar	3-1	0-0	3-1	—	3-1	—
Cressoni/Rodrigues	3-6	0-0	3-6	0-1	2-4	1-1
Cressini/Stoddard	0-2	0-0	0-2	—	0-2	—
Cressoni/Wolff	0-4	0-0	0-1	—	0-1	0-3
Feldman/Stoddard	1-2	1-2	0-0	—	—	—
Feldman/Veeder	0-2	0-1	0-1	—	—	0-1
Feldman/Wolff	0-3	0-1	0-2	—	—	0-2
Rodrigues/Stoddard	1-0	0-0	1-0	—	—	1-0
Rodrigues/Veeder	0-1	0-0	0-1	—	—	0-1
Rodrigues/Wolff	1-0	0-0	1-0	—	—	1-0
Stoddard/Veeder	4-13	0-2	4-11	0-3	1-4	3-4
Stoddard/Wolff	1-3	0-1	1-2	—	—	1-2
Supeko/Wolff	2-5	1-2	1-3	—	1-3	—

Individual Doubles

Player	Overall	Tourn.	Dual	#1	#2	#3
Pedro Campos	18-11	7-2	11-9	9-7	2-2	—
Ivan Cressoni	8-16	0-0	8-16	0-3	7-9	1-4
Jaime Cuellar	3-1	0-0	3-1	—	3-1	—
Spencer Feldman	1-7	1-4	0-3	—	—	0-3
Pedro Rodrigues	7-8	2-1	5-7	0-1	2-4	3-2
Thomas Stoddard	7-20	1-5	6-15	0-3	1-6	5-6
Yevgeny Supeko	16-11	6-3	10-8	9-5	1-3	—
Joe Veeder	4-16	0-3	4-13	0-3	1-4	3-6
David Wolff	4-16	1-4	3-12	—	1-5	2-7

2007-08

Singles

Player	Overall	Tourn.	Dual	#1	#2	#3	#4	#5	#6
Pedro Campos	23-12	5-6	18-6	1-0	4-1	15-5	—	—	—
Ivan Cressoni	9-16	3-8	6-8	—	—	—	2-0	3-7	1-1
Diego Cubas	13-10	1-1	12-9	0-3	10-5	2-1	—	—	—
Jaime Cuellar	4-11	0-4	4-7	—	—	1-0	2-1	1-2	0-4
Johannes Pulsfort	16-17	5-5	11-12	—	—	1-1	7-11	3-0	—
Chris Sheehan	7-6	6-3	1-3	—	—	—	—	—	1-3
Thomas Stoddard	5-4	3-4	2-0	—	—	—	—	—	2-0
Yevgeny Supeko	11-11	1-1	10-10	10-8	0-2	—	—	—	—
Joe Veeder	2-6	2-6	0-0	—	—	—	—	—	—
David Wolff	9-15	3-7	6-8	—	—	—	1-0	3-2	2-6

Doubles

Pair	Overall	Tourn.	Dual	#1	#2	#3
Campos/Cressoni	3-2	3-2	0-0	—	—	—
Campos/Cubas	0-1	0-0	0-1	0-1	—	—

ALL-TIME SEASON STATISTICS

Campos/Pulsfort	8-11	3-0	5-11	3-6	2-5	—
Campos/Supeko	0-4	—	0-4	0-4	—	—
Cressoni/Cubas	1-3	—	1-3	—	1-3	—
Cressoni/Cuellar	3-5	0-1	3-4	—	2-0	1-4
Cressoni/Stoddard	0-1	—	0-1	—	—	0-1
Cressoni/Wolff	1-2	—	1-2	—	1-1	0-1
Cubas/Supeko	7-3	—	7-3	7-3	—	—
Cubas/Wolff	1-0	—	1-0	—	1-0	—
Cuellar/Pulsfort	0-1	0-1	—	—	—	—
Cuellar/Wolff	2-1	—	2-1	—	0-1	2-0
Pulsfort/Stoddard	1-2	—	1-2	—	—	1-2
Pulsfort/Supeko	0-1	—	0-1	—	0-1	—
Pulsfort/Wolff	0-2	0-1	0-1	—	—	0-1
Sheehan/Veeder	4-3	2-2	2-1	—	—	2-1
Stoddard/Supeko	3-2	—	3-2	—	—	3-2
Stoddard/Veeder	1-1	0-1	1-0	—	—	1-0
Stoddard/Wolff	1-3	1-3	—	—	—	—
Supeko/Wolff	0-1	—	0-1	—	—	0-1

Individual Doubles

Player	Overall	Tourn.	Dual	#1	#2	#3
Pedro Campos	11-18	6-2	5-16	3-11	2-5	—
Ivan Cressoni	8-13	3-3	5-10	—	4-4	1-6
Diego Cubas	9-7	0-0	9-7	7-4	2-3	—
Jaime Cuellar	5-7	0-2	5-5	—	2-1	3-4
Johannes Pulsfort	9-17	3-2	6-15	3-6	2-6	1-3
Chris Sheehan	4-3	2-2	2-1	—	—	2-1
Thomas Stoddard	6-9	1-4	5-5	—	—	5-5
Yevgeny Supeko	10-11	0-0	10-11	7-7	0-1	3-3
Joe Veeder	5-4	2-3	3-1	—	—	3-1
David Wolff	5-9	1-4	4-5	—	2-2	2-3

2008-09

Singles

Player	Overall	Tourn.	Dual	#1	#2	#3	#4	#5	#6
Pedro Campos	20-14	9-3	11-11	1-0	10-11	—	—	—	—
Ivan Cressoni	14-4	0-0	14-4	—	—	—	3-0	3-0	8-4
Diego Cubas	21-16	12-2	9-14	9-14	—	—	—	—	—
Jaime Cuellar	9-11	0-0	9-11	—	2-0	7-11	—	—	—
Ivan Machado	19-12	8-2	11-10	—	—	4-1	7-9	—	—
Johannes Pulsfort	20-13	5-4	15-9	—	—	3-0	2-1	8-8	2-0
Chris Sheehan	8-8	6-7	2-1	—	—	—	—	—	2-1
Thomas Stoddard	10-5	8-4	2-1	—	—	—	—	1-1	1-0
Joe Veeder	2-6	2-6	0-0	—	—	—	—	—	—
David Wolff	6-4	3-3	3-1	—	—	—	—	2-0	1-1

Doubles

Pair	Overall	Tourn.	Dual	#1	#2	#3
Campos/Cressoni	6-8	0-0	6-8	2-0	4-8	—
Campos/Cubas	1-1	1-1	0-0	—	—	—
Campos/Machado	3-3	3-3	0-0	—	—	—
Campos/Veeder	6-2	3-0	3-2	1-0	2-2	—
Cressoni/Pulsfort	1-1	0-0	1-1	—	—	1-1
Cressoni/Wolff	1-0	0-0	1-0	—	—	1-0
Cubas/Machado	15-12	2-2	13-10	13-10	—	—
Cubas/Pulsfort	5-1	5-1	0-0	—	—	—
Cuellar/Pulsfort	11-7	0-0	11-7	—	3-0	8-7
Cuellar/Veeder	1-1	0-0	1-1	—	1-0	0-1
Machado/Pulsfort	1-0	1-0	0-0	—	—	—
Machado/Veeder	1-0	0-0	1-0	—	1-0	—
Machado/Wolff	0-1	0-1	0-0	—	—	—
Pulsfort/Sheehan	1-0	1-0	0-0	—	—	—
Pulsfort/Stoddard	2-0	2-0	0-0	—	—	—

ALL-TIME SEASON STATISTICS

Pulsfort/Veeder	0-1	0-0	0-1	—	—	0-1
Sheehan/Stoddard	1-1	0-0	1-1	—	—	1-1
Sheehan/Wolff	3-0	3-0	0-0	—	—	—
Sheehan/Veeder	1-0	0-0	1-0	—	—	1-0
Stoddard/Veeder	5-4	4-4	1-0	—	—	1-0

Individual Doubles

Player	Overall	Tourn.	Dual	#1	#2	#3
Pedro Campos	16-14	7-4	9-10	3-0	6-10	—
Ivan Cressoni	8-9	0-0	8-9	2-0	4-8	2-1
Diego Cubas	21-14	8-4	13-10	13-10	—	—
Jaime Cuellar	12-8	0-0	12-8	—	4-0	8-8
Ivan Machado	20-16	6-6	14-10	13-10	1-0	—
Johannes Pulsfort	21-10	9-1	12-9	—	3-0	9-9
Chris Sheehan	6-1	4-0	2-1	—	—	2-1
Thomas Stoddard	8-5	6-4	2-1	—	—	2-1
Joe Veeder	14-7	7-4	7-3	1-0	4-2	2-1
David Wolff	4-1	3-1	1-0	—	—	1-0

2009-10

Singles

Player	Overall	Tourn.	Dual	#1	#2	#3	#4	#5	#6
Pedro Campos	17-3	0-1	17-2	2-1	15-1	—	—	—	—
Ivan Cressoni	7-22	3-6	4-16	—	—	0-9	1-2	2-1	1-4
Diego Cubas	19-15	10-4	9-11	7-11	2-0	—	—	—	—
Alexander Kostanov	7-14	0-0	7-14	—	—	3-6	2-6	2-2	—
Ivan Machado	13-17	6-5	7-12	—	—	0-3	4-4	2-4	1-1
Harry Menzies	6-5	4-5	2-0	—	—	—	—	1-0	1-0
Johannes Pulsfort	10-15	3-1	7-14	—	1-1	0-1	0-3	2-4	4-5
Chris Sheehan	2-9	1-8	1-1	—	—	—	—	—	1-1
David Wolff	2-4	2-4	—	—	—	—	—	—	—

Doubles

Pair	Overall	Tourn.	Dual	#1	#2	#3
Campos/Cressoni	6-2	0-0	6-2	1-0	5-2	—
Campos/Cubas	9-6	1-1	8-5	8-5	—	—
Cressoni/Kostanov	4-2	0-0	4-2	—	—	4-2
Cressoni/Machado	3-5	0-0	3-5	—	3-5	—
Cressoni/Pulsfort	0-4	0-4	0-0	—	—	—
Cressoni/Sheehan	3-2	3-2	0-0	—	—	—
Cubas/Kostanov	0-1	0-1	0-0	—	—	—
Cubas/Machado	11-6	7-4	4-2	4-2	—	—
Kostanov/Pulsfort	6-7	0-0	6-7	—	1-0	5-7
Machado/Pulsfort	3-3	0-0	3-3	—	3-3	—
Menzies/Sheehan	1-2	0-1	1-1	—	—	1-1
Menzies/Wolff	0-1	0-1	0-0	—	—	—
Pulsfort/Sheehan	0-1	0-0	0-1	—	—	0-1
Sheehan/Wolff	0-3	0-3	0-0	—	—	—

Individual Doubles

Player	Overall	Tourn.	Dual	#1	#2	#3
Pedro Campos	15-8	1-1	14-7	9-5	5-2	—
Ivan Cressoni	16-15	3-6	13-9	1-0	8-7	4-2
Diego Cubas	20-13	8-6	12-7	12-7	—	—
Alexander Kostanov	10-10	0-1	10-9	—	1-0	9-9
Ivan Machado	17-14	7-4	10-10	4-2	6-8	—
Harry Menzies	2-3	0-2	2-1	—	1-0	1-1
Johannes Pulsfort	9-15	0-4	8-11	—	3-3	5-8
Chris Sheehan	4-8	3-6	1-2	—	—	1-2
David Wolff	0-4	0-4	0-0	—	—	—

ALL-TIME SEASON STATISTICS

2010-11

Singles

Player	Overall	Tourn.	Dual	#1	#2	#3	#4	#5	#6
Jake Bowling	6-17	3-10	3-7	—	—	—	—	2-4	1-3
Chip Cox	10-11	0-0	10-11	—	—	5-8	3-3	2-0	—
Nick Jones	2-14	0-0	2-14	1-0	1-5	0-2	0-6	0-1	—
Alexander Kostanov	15-19	6-6	9-13	2-3	4-8	3-2	—	—	—
Ivan Machado	11-22	8-4	3-18	2-15	1-3	—	—	—	—
Harry Menzies	8-23	3-10	5-13	—	—	—	1-2	0-3	4-8
Johannes Pulsfort	5-14	0-0	5-14	—	—	1-1	3-5	1-8	—
Chris Sheehan	4-14	3-9	1-5	—	—	—	—	1-1	0-4
Henry Walker	3-11	2-10	1-1	—	—	—	—	—	1-1

Doubles

Pair	Overall	Tourn.	Dual	#1	#2	#3
Bowling/Kostanov	2-0	0-0	2-0	—	—	2-0
Bowling/Machado	0-2	0-0	0-2	—	—	0-2
Bowling/Menzies	0-2	0-2	0-0	—	—	—
Bowling/Sheehan	0-1	0-0	0-1	—	—	0-1
Bowling/Walker	2-7	2-7	0-0	—	—	—
Cox/Kostanov	5-8	0-0	5-8	0-3	5-5	—
Cox/Machado	3-4	0-0	3-4	1-2	1-2	1-0
Cox/Pulsfort	1-1	0-0	1-1	—	—	1-1
Jones/Kostanov	1-2	0-0	1-2	1-2	—	—
Jones/Machado	3-10	0-0	3-10	3-9	0-1	—
Kostanov/Machado	1-2	1-2	0-0	—	—	—
Kostanov/Menzies	0-1	0-0	0-1	—	—	0-1
Kostanov/Sheehan	2-5	1-4	1-1	—	1-1	—
Machado/Menzies	2-4	2-4	0-0	—	—	—
Menzies/Sheehan	1-7	1-1	0-6	—	0-2	0-4
Pulsfort/Sheehan	4-10	0-0	4-10	0-1	1-3	3-6
Sheehan/Walker	3-1	3-1	0-0	—	—	—

Individual Doubles

Player	Overall	Tourn.	Dual	#1	#2	#3
Jake Bowling	4-12	2-9	2-3	—	—	2-3
Chip Cox	9-13	0-0	9-13	1-5	6-7	2-1
Alexander Kostanov	11-18	2-6	9-12	1-5	6-6	2-1
Nick Jones	4-12	0-0	4-12	4-11	0-1	—
Ivan Machado	9-22	3-6	6-16	4-11	1-3	1-2
Harry Menzies	3-14	3-7	0-7	—	0-2	0-5
Johannes Pulsfort	5-11	0-0	5-11	0-1	1-3	4-7
Chris Sheehan	10-24	5-6	5-18	0-1	2-6	3-11
Henry Walker	5-8	5-8	0-0	—	—	—

2011-12

Singles

Player	Overall	Tourn.	Dual	#1	#2	#3	#4	#5	#6
Andrew Adams	28-10	8-4	20-6	0-1	11-2	9-3	—	—	—
Ben Barnette	6-7	1-7	5-0	—	—	—	—	—	5-0
Chip Cox	18-19	6-7	12-12	—	—	4-2	6-5	2-5	—
Carl Eiguez	13-12	4-5	9-7	—	—	—	3-1	2-2	4-4
Nick Jones	11-21	8-4	3-17	2-9	1-6	0-2	—	—	—
Kyle Koch	20-15	6-7	14-8	—	—	1-0	2-1	6-2	5-5
Ivan Machado	14-17	4-3	10-14	5-9	3-3	2-2	—	—	—
Thiago Pinheiro	12-9	0-2	12-7	—	—	1-1	2-5	6-1	3-0
Henry Walker	1-4	1-4	—	—	—	—	—	—	—

Doubles

Pair	Overall	Tourn.	Dual	#1	#2	#3
Adams/Cox	6-5	0-2	6-3	—	1-1	5-2
Adams/Eiguez	0-2	0-2	0-0	—	—	—
Adams/Jones	1-1	1-1	0-0	—	—	—

ALL-TIME SEASON STATISTICS

Adams/Koch	0-1	0-0	0-1	—	—	0-1
Adams/Pinheiro	3-1	0-0	3-1	—	3-0	0-1
Barnette/Eguez	0-3	0-3	0-0	—	—	—
Barnette/Koch	4-1	3-1	1-0	—	1-0	—
Cox/Jones	7-10	0-3	7-7	7-7	—	—
Cox/Koch	2-2	2-2	0-0	—	—	—
Cox/Machado	2-2	0-0	2-2	2-0	0-2	—
Eguez/Koch	11-4	0-0	11-4	—	—	11-4
Eguez/Machado	3-1	2-1	1-0	—	1-0	—
Jones/Koch	8-4	2-1	6-3	6-3	—	—
Koch/Walker	1-0	0-0	1-0	—	—	1-0
Machado/Pinheiro	12-10	1-1	11-9	1-1	10-8	—

Individual Doubles

Player	Overall	Tourn.	Dual	#1	#2	#3
Andrew Adams	10-10	1-5	9-5	—	4-1	5-4
Ben Barnette	4-4	3-4	1-0	—	—	1-0
Chip Cox	17-19	2-7	15-12	9-7	1-3	5-2
Carl Eguez	21-17	2-6	19-11	7-7	1-0	11-4
Nick Jones	9-8	3-5	6-3	6-3	—	—
Kyle Koch	26-12	7-4	19-8	6-3	—	13-5
Ivan Machado	17-13	3-2	14-11	3-1	11-10	—
Thiago Pinheiro	15-11	1-1	14-10	1-1	13-8	0-1
Henry Walker	1-0	0-0	1-0	—	—	1-0

2012-13

Singles

Player	Overall	Tourn.	Dual	#1	#2	#3	#4	#5	#6
Andrew Adams	13-11	3-2	10-9	—	7-8	3-1	—	—	—
Ben Barnette	7-6	3-5	4-1	—	—	—	—	—	4-1
Chip Cox	18-18	8-3	10-15	—	6-4	1-4	3-5	0-2	—
Kyle Koch	22-14	6-4	16-10	—	—	3-2	2-4	11-4	—
Harry Menzies	16-15	4-3	12-12	—	—	—	1-0	5-0	6-12
Tsvetan Mihov	17-12	2-1	15-11	15-11	—	—	—	—	—
Thiago Pinheiro	20-6	5-2	15-4	—	—	6-2	9-2	—	—

Doubles

Pair	Overall	Tourn.	Dual	#1	#2	#3
Adams/Pinheiro	7-2	1-1	6-1	—	—	6-1
Barnette/Menzies	4-2	4-2	0-0	—	—	—
Barnette/Pinheiro	7-8	0-0	7-8	—	—	7-8
Cox/Koch	6-2	6-2	0-0	—	—	—
Cox/Mihov	12-12	0-1	12-11	12-11	—	—
Koch/Menzies	15-8	0-0	15-8	—	15-8	—
Koch/Pinheiro	1-2	1-2	0-0	—	—	—

Individual Doubles

Player	Overall	Tourn.	Dual	#1	#2	#3
Andrew Adams	7-2	1-1	6-1	—	—	6-1
Ben Barnette	11-10	4-2	7-8	—	—	7-8
Chip Cox	18-14	6-3	12-11	12-11	—	—
Kyle Koch	22-12	7-4	15-8	—	15-8	—
Harry Menzies	19-10	4-2	15-8	—	15-8	—
Tsvetan Mihov	12-12	0-1	12-11	12-11	—	—
Thiago Pinheiro	15-12	2-3	13-9	—	—	13-9

ALL-TIME SEASON STATISTICS

2013-14

Singles

Player	Overall	Tourn.	Dual	#1	#2	#3	#4	#5	#6
Andrew Adams	15-10	2-1	13-9	6-4	2-3	3-1	2-1	—	—
Ben Barnette	3-6	2-6	1-0	—	—	—	—	—	1-0
Chip Cox	23-12	5-5	18-7	—	—	3-3	7-2	8-2	—
Kyle Koch	17-12	4-5	13-7	—	0-4	—	2-3	11-0	—
Tsvetan Mihov	17-23	8-4	9-19	5-10	4-9	—	—	—	—
Thiago Pinheiro	14-14	5-4	9-10	—	0-2	9-5	0-3	—	—
Andrew Schafer	27-10	7-5	20-5	—	—	—	1-0	3-0	16-5
Sam Swank	7-4	3-4	4-0	—	—	—	—	1-0	3-0

Doubles

Pair	Overall	Tourn.	Dual	#1	#2	#3
Adams/Cox	12-5	0-0	12-5	1-2	11-3	—
Adams/Schafer	4-3	0-0	4-3	—	—	4-3
Adams/Swank	1-2	0-0	1-2	—	—	1-2
Barnette/Schafer	1-1	0-1	1-0	—	—	1-0
Cox/Koch	7-12	4-4	3-8	3-6	0-2	—
Cox/Mihov	6-7	0-1	6-6	5-6	1-0	—
Cox/Swank	1-0	0-0	1-0	—	1-0	—
Mihov/Pinheiro	13-9	6-5	7-4	1-1	6-3	—
Pinheiro/Schafer	1-4	0-0	1-4	—	—	1-4
Pinheiro/Swank	2-6	0-0	2-6	—	—	2-6
Schafer/Swank	1-1	1-1	0-0	—	—	—

Individual Doubles

Player	Overall	Tourn.	Dual	#1	#2	#3
Andrew Adams	17-10	0-0	17-10	1-2	11-3	5-5
Ben Barnette	1-1	0-1	1-0	—	—	1-0
Chip Cox	14-9	4-5	10-14	8-12	2-2	—
Kyle Koch	19-17	4-4	15-13	4-8	11-5	—
Tsvetan Mihov	19-16	6-6	13-10	6-7	7-3	—
Thiago Pinheiro	16-19	6-5	10-14	1-1	6-3	3-10
Andrew Schafer	7-9	1-2	6-7	—	—	6-7
Sam Swank	5-9	1-1	4-8	—	1-0	3-8

2014-15

Singles

Player	Overall	Tourn.	Dual	#1	#2	#3	#4	#5	#6
Andrew Adams	12-20	5-5	7-15	3-12	2-3	2-0	—	—	—
Kyle Koch	26-11	9-4	17-7	1-2	11-4	4-1	1-0	—	—
Thomas Mayronne	7-16	3-6	4-10	—	—	—	—	0-4	4-6
Harrison O'Keefe	20-8	7-4	13-4	—	—	—	6-0	7-4	—
Thiago Pinheiro	14-15	7-2	7-13	0-5	1-1	4-6	2-1	—	—
Andrew Scahfer	13-14	7-5	16-9	—	1-2	4-4	11-3	—	—
Sam Swank	12-14	4-6	8-8	—	—	—	—	4-4	4-4

Doubles

Pair	Overall	Tourn.	Dual	#1	#2	#3
Adams/Koch	10-2	5-2	5-0	—	5-0	—
Adams/Schafer	8-3	0-0	8-3	—	—	8-3
Adams/Swank	1-1	0-0	1-1	—	1-0	0-1
Koch/Pinheiro	14-9	4-1	10-8	10-8	—	—
Koch/Swank	0-1	0-0	0-1	—	0-1	—
Mayronne/O'Keefe	18-11	6-4	12-7	2-2	9-5	1-0
Mayronne/Swank	0-3	0-0	0-3	—	0-3	—
O'Keefe/Schafer	1-0	0-0	1-0	—	—	1-0
Schafer/Swank	6-6	2-4	4-2	—	—	4-2

ALL-TIME SEASON STATISTICS

Individual Doubles

Player	Overall	Tourn.	Dual	#1	#2	#3
Andrew Adams	19-6	5-2	14-4	—	6-0	8-4
Kyle Koch	24-12	9-3	15-9	10-8	5-1	—
Thomas Mayronne	18-14	6-4	12-10	2-2	9-8	1-0
Harrison O'Keefe	19-11	6-4	13-7	2-2	9-5	2-0
Thiago Pinheiro	14-9	4-1	10-8	10-8	—	—
Andrew Schafer	15-9	2-4	13-5	—	—	13-5
Sam Swank	7-11	2-4	5-7	—	1-4	4-3

2015-16

Singles

Player	Overall	Tourn.	Dual	#1	#2	#3	#4	#5	#6
Wood Benton	22-15	11-6	11-9	—	—	—	1-0	2-0	8-9
Yancy Dennis	10-9	7-6	3-3	—	—	—	—	2-1	1-2
Alex Fennell	25-15	11-3	14-12	3-4	2-2	2-2	5-4	2-0	—
Gabriel Friedrich	21-18	12-6	9-12	8-11	1-0	0-1	—	—	—
Thomas Mayronne	28-14	13-4	15-10	—	—	3-0	6-1	6-9	—
Harrison O'Keefe	31-13	13-4	18-9	1-0	4-4	10-4	3-1	—	—
Andrew Schafer	23-17	12-4	11-13	—	5-9	4-1	2-3	—	—
Sam Swank	19-9	13-5	6-4	—	—	—	2-0	1-1	3-3

Doubles

Pair	Overall	Tourn.	Dual	#1	#2	#3
Benton/Dennis	6-2	2-1	4-1	—	—	4-1
Benton/Schafer	2-2	1-1	1-1	—	—	1-1
Benton/Swank	1-1	1-1	—	—	—	—
Dennis/Friedrich	0-3	—	0-3	—	—	0-3
Dennis/O'Keefe	1-0	—	1-0	—	1-0	—
Dennis/Schafer	2-3	1-1	1-2	—	—	1-2
Dennis/Swank	4-2	4-2	—	—	—	—
Fennell/Friedrich	2-1	2-1	—	—	—	—
Fennell/Mayronne	5-3	2-1	3-2	3-1	0-1	—
Fennell/O'Keefe	4-4	—	4-4	4-4	—	—
Fennell/Schafer	0-1	—	0-1	—	—	0-1
Fennell/Swank	4-4	1-3	3-1	—	3-1	—
Friedrich/O'Keefe	10-5	5-2	5-3	5-3	—	—
Friedrich/Schafer	1-1	1-1	—	—	—	—
Friedrich/Swank	4-5	—	4-5	—	4-5	—
Mayronne/O'Keefe	0-4	0-4	—	—	—	—
Mayronne/Schafer	7-4	4-0	3-4	—	—	3-4
Mayronne/Swank	0-1	—	0-1	—	0-1	—
O'Keefe/Swank	4-3	—	4-3	0-1	4-2	—

Individual Doubles

Player	Overall	Tourn.	Dual	#1	#2	#3
Wood Benton	9-5	4-3	5-2	—	—	5-2
Yancy Dennis	13-10	7-4	6-6	—	1-0	5-6
Alex Fennell	15-13	5-5	10-8	7-5	3-2	0-1
Gabriel Friedrich	17-15	8-4	9-11	5-3	4-5	0-3
Thomas Mayronne	13-12	7-5	6-7	3-1	0-2	3-4
Harrison O'Keefe	19-16	5-6	14-10	9-8	5-2	—
Andrew Schafer	12-11	7-3	5-8	—	—	5-8
Sam Swank	17-16	6-6	11-10	0-1	11-9	—

ALL-TIME SEASON STATISTICS

2016-17

Singles

Player	Overall	Tourn.	Dual	#1	#2	#3	#4	#5	#6
Wood Benton	9-6	7-6	2-0 (0-0)	—	—	—	—	1-0 (0-0)	1-0 (0-0)
Scotty Cameron	13-4	12-4	1-0 (0-0)	—	—	—	—	—	1-0 (0-0)
Yancy Dennis	21-12	9-2	12-10 (6-5)	—	1-0 (0-0)	0-2 (0-0)	10-8 (6-5)	1-0 (0-0)	—
Alex Fennell	22-11	4-4	18-7 (7-5)	—	—	2-0 (0-0)	1-1 (0-1)	7-5 (6-4)	8-1 (1-0)
Gabriel Friedrich	26-14	12-6	14-8 (4-7)	9-7 (0-6)	5-1 (4-1)	—	—	—	—
Paul Jubb	11-3	—	11-3 (7-2)	—	1-0 (0-0)	—	2-0 (0-0)	2-0 (1-0)	6-3 (6-2)
Thomas Mayronne	17-13	11-6	6-7 (1-2)	—	—	3-4 (0-0)	2-0 (0-0)	0-1 (0-0)	1-2 (1-2)
Harrison O'Keefe	27-16	9-6	18-10 (7-5)	4-5 (2-4)	14-5 (5-1)	—	—	—	—
Andrew Schafer	28-13	8-7	20-6 (8-4)	—	—	10-5 (8-4)	2-0 (0-0)	8-1 (0-0)	—
Sam Swank	10-8	9-8	1-0 (0-0)	—	—	—	—	—	1-0 (0-0)

Doubles

Pair	Overall	Tourn.	Dual	#1	#2	#3
Benton/Cameron	0-3	0-3	—	—	—	—
Benton/Swank	2-1	2-1	—	—	—	—
Dennis/O'Keef	18-9	0-1	18-8 (7-5)	11-5 (6-4)	7-3 (1-1)	—
Dennis/Swank	3-2	3-2	—	—	—	—
Fennell/Friedrich	1-1	—	1-1 (0-0)	1-0 (0-0)	0-1 (0-0)	—
Fennell/Mayronne	1-1	—	1-1 (0-0)	—	—	1-1 (0-0)
Fennell/Swank	5-16	1-6	4-10 (2-6)	2-6 (0-2)	2-4 (2-4)	—
Friedrich/Jubb	7-1	—	7-1 (0-0)	—	1-1 (0-0)	6-0 (0-0)
Friedrich/O'Keefe	5-5	5-5	—	—	—	—
Friedrich/Schafer	8-5	—	8-5 (7-4)	—	—	8-5 (7-4)
Jubb/Mayronne	2-0	—	2-0 (0-0)	—	1-0 (0-0)	1-0 (0-0)
Jubb/Swank	1-0	—	1-0 (0-0)	—	—	1-0 (0-0)
Mayronne/Schafer	11-4	9-4	2-0 (0-0)	—	1-0 (0-0)	1-0 (0-0)
Schafer/Swank	1-0	—	1-0 (0-0)	—	—	1-0 (0-0)

Individual Doubles

Player	Overall	Tourn.	Dual	#1	#2	#3
Wood Benton	2-4	2-4	—	—	—	—
Scotty Cameron	0-3	0-3	—	—	—	—
Yancy Dennis	21-11	3-3	18-8 (7-5)	11-5 (6-4)	7-3 (1-1)	—
Alex Fennell	7-18	1-6	6-12 (2-6)	3-6 (0-2)	2-6 (2-4)	1-0 (0-0)
Gabriel Friedrich	21-12	5-5	16-7 (7-4)	1-0 (0-0)	1-2 (0-0)	14-5 (7-4)
Paul Jubb	10-1	—	10-1 (0-0)	—	2-1 (0-0)	8-0 (0-0)
Thomas Mayronne	14-5	9-4	5-1 (0-0)	—	2-0 (0-0)	3-0 (0-0)
Harrison O'Keefe	23-14	5-6	18-8 (7-5)	11-5 (6-4)	7-3 (1-1)	—
Andrew Schafer	19-9	9-4	10-5 (7-4)	—	1-0 (0-0)	9-5 (7-4)
Sam Swank	12-18	6-8	6-10 (2-6)	2-6 (0-2)	2-4 (2-4)	2-0 (0-0)