



2018-19 SCHEDULE

OVERALL: 4-5 | SEC: 0-0

HOME: 3-2 | AWAY: 0-2 | NEUTRAL: 1-1

OCTOBER

26 Augusta + L, 77-72

NOVEMBER

6 USC Upstate W, 65-52
9 Stony Brook ^ L, 83-81
13 Norfolk State ^ W, 81-64
17 vs. Providence # L, 76-67
18 George Washington # W, 90-55
26 Wofford L, 81-61
30 Coastal Carolina W, 85-79

DECEMBER

5 at Wyoming L, 73-64
8 at No. 5/5 Michigan L, 89-78
19 No. 5/3 Virginia 7 p.m./SECN
22 Clemson 2 p.m./ESPN2
31 North Greenville 2 p.m./SECN+

JANUARY

5 at Florida* 7 p.m./ESPN2
8 Mississippi State* 9 p.m./ESPNU
12 Missouri* 1 p.m./SECN
16 at Vanderbilt* 7 p.m./SECN
19 at LSU* 6 p.m./SECN
22 Auburn* 6:30 p.m./SECN
26 at Oklahoma State ! 2 p.m./ESPN/2/u
29 Tennessee* 6:30 p.m./SECN

FEBRUARY

2 at Georgia* 1 p.m./SECN
5 at Kentucky* 7 p.m./SECN
9 Arkansas* 3:30 p.m./SECN
13 at Tennessee* 6:30 p.m./SECN
16 Texas A&M* 1 p.m./SECN
19 Ole Miss* 7 p.m./SECN
23 at Mississippi State* 6 p.m./SECN
26 Alabama* 7 p.m./ESPN/2/u

MARCH

2 at Missouri* 3:30 p.m./SECN
5 at Texas A&M* 7 p.m./SECN
9 Georgia* 1 p.m./SECN
13-17 SEC Tournament & TBD
21-24 NCAA Tournament 1st/2nd Rounds = TBD
28-31 NCAA Regionals < TBD

APRIL

6 Final Four % TBD
8 National Championship / TBD

All home games in **bold** | All times listed Eastern | **SECN+** - SEC Network + | **SECN** - SEC Network | **CBSN** - CBS Sports Network | * indicates SEC contest | ^ exhibition | ^ - Hall of Fame Tip-Off (Columbia, S.C.) | # - Hall of Fame Tip-Off (Uncasville, Conn.) | ! - Big 12/SEC Challenge (Stillwater, Okla.) | & - SEC Tournament (Nashville, Tenn.) | - NCAA Tournament First and Second Rounds (Various Sites) | < - NCAA Regionals (Various Sites) | % - Final Four (Minneapolis, Minn.) | / - National Championship (Minneapolis, Minn.) ... *Rankings listed are at time of competition*

2018-19 SOUTH CAROLINA MEN'S BASKETBALL

DIRECTOR OF ATHLETICS COMMUNICATIONS & PUBLIC RELATIONS: EMILY MILES // EFEENEY@MAILBOX.SC.EDU

CELL: 803-727-3284 // TWITTER: @EMILYMILES_SID

GAMECOCK MEN'S BASKETBALL SOCIAL MEDIA: #GAMECOCKS

TWITTER AND INSTAGRAM: @GAMECOCKMBB // FACEBOOK: /GAMECOCKMBB

GAMECOCK ATHLETICS ON THE WEB: GAMECOCKSONLINE.COM



GAMECOCKS
(4-5, 0-0 SEC)

HEAD COACH: Frank Martin (FIU, '93)

AT CAROLINA: 117-95 (7th season)

CAREER: 234-149 (12th season)

VS. VIRGINIA: 0-0

TOP SCORER: Lawson (14.3)

TOP REBOUNDER: Silva (6.7)

TOP ASSIST MAKER: Lawson (3.6)

COMMUNICATIONS/PR: Emily Miles

TWITTER UPDATES: @GamecockMBB



VS

NO. 5/3 VIRGINIA
(9-0, 0-0 ACC)

HEAD COACH: Tony Bennett

(Green Bay, '92)

AT VIRGINIA: 228-86 (10th season)

CAREER: 297-119 (13th season)

VS. CAROLINA: 0-0

TOP SCORER: Hunter (15.6)

TOP REBOUNDER: Hunter (5.3)

TOP ASSIST MAKER: Jerome (4.0)


MEDIA RELATIONS: Erich Bacher

TWITTER UPDATES: @UVAMensHoops

GAMECOCK PROBABLE STARTERS



#1
T.J. Moss
Fr. - Guard



#00
A.J. Lawson
Fr. - Guard



#24
Keyshawn Bryant
Fr. - Forward



#21
Maik Kotsar
Jr. - Forward



#30
Chris Silva
Sr. - Forward

STARTING FIVE

> South Carolina is back in action on Wednesday following a 10-day break for final exams on campus in Columbia. The Gamecocks look to break a two-game losing streak, with both of those losses coming on the road.

> Carolina is set to face its second-consecutive top-five opponent when Virginia visits Colonial Life Arena on Wednesday. The meeting between the former ACC foes will be the first since a 74-67 Gamecock win in Charlottesville on Marh 13, 2002, in the Postseason NIT.

> Last time out, senior forward Chris Silva was dominant in an 18-point, 12-rebound performance at No. 5/5 Michigan. Silva was 7-of-13 from the field, including a 3-pointer, to go along with two assists and a block. It was his third double-double of the season. Over the course of the last three games (Coastal Carolina, at Wyoming and Michigan), Silva is averaging 12.7 points and a team best 8.3 rebounds per contest.

> Part of South Carolina's success on the offensive end of the court this season has come from the balanced attack. At Michigan, every Gamecock that saw court time connected on a made basket, with all 10 players in action contributing to the 78-point total.

> Senior guard Hassani Gravett has flourished in his role off the ball this season, as he paces the Gamecocks from beyond the arc, hitting 47.2 percent (17-36) from range. Gravett was 3-of-3 from beyond the arc at Michigan, and has hit seven of his last 11 attempts (63.6%) over the course of the last three games.

THROUGH THE FIRST NINE GAMES...

> Carolina is yet to win consecutive games, having traded wins and losses through the first seven games of the season, before most recently suffering back-to-back losses on the road ... Rookie guard A.J. Lawson has hit double-figures in seven of Carolina's nine games and paces the team with 14.3 points per game ... Senior forward Chris Silva is fresh off his third double-double of the season (18th career) and is also providing double digits at 11.1 points per game, while his 6.7 rebounds are a team high ... Eight different Gamecocks are scoring at

GAME INFO

ARENA: Colonial Life Arena (18,000)

BROADCAST: SEC Network

PLAY-BY-PLAY: Tom Hart

ANALYST: Jon Sundvold

RADIO: Gamecock Radio Network

IN COLUMBIA: 107.5 The Game

PLAY-BY-PLAY: Derek Scott

ANALYST: Casey Manning

SIRIUS: N/A | XM: 382

WATCH: WatchESPN

LIVE STATS: GamecocksOnline.com

TICKETS: GamecocksOnline.com/
1-800-4SC-FANS/Arena box office

SERIES: The series is tied 24-24

IN COLUMBIA: SC leads 13-6

TREND: Carolina has won two-

straight and three of the last five

LAST GAME: 74-67 Carolina win
in Charlottesville on March 13, 2002
(Postseason NIT)

LINEUP NOTES

'This lineup has started the last three contests ... Of this group, Silva's 85 career starts are the most ... Four Gamecock starters were in double figures at Michigan in Silva (18), Kotsar (16), Bryant (13) and Lawson (10) ... Over the course of the last three games, this starting five is averaging 52.0 ppg ... Silva picked up his third double-double of the season at UM ... Kotsar was 7-of-10 from the field at Michigan, matching a career high with 16 points

#'S TO KNOW

3-of-3 - Senior guard Hassani Gravett hit all three of his 3-point attempts in the Dec. 8 match-up at Michigan. On the year, he is averaging 47.2 percent (17-of-36) from beyond the arc, which is among SEC leaders.

13 - Rookie forward Keyshawn Bryant scored all 13 of his points against the Wolverines in the second half, including a top-play contending dunk. Bryant is averaging 8.6 points and 3.7 rebounds per game entering Wednesday's matchup against the Cavaliers.

78 - Carolina's 78 points scored at Michigan marked the most by a Wolverine opponent this season.

20 - Maik Kotsar (7), Chris Silva (7) and Keyshawn Bryant (6) combined for 20 of Carolina's 32 made baskets at Michigan on Dec. 8.


20+ - Eight different Gamecocks average at least 20 minutes per game thus far in 2018-19, led by Lawson's 27.9 minutes per outing.

COMING UP NEXT

Intrastate rival Clemson travels to Columbia later this week for a 2 p.m. afternoon matchup at Colonial Life Arena on Saturday. The contest will be broadcast on ESPN2 with Mike Morgan (pxp) and Chris Spatola (analyst) on the call. Carolina looks for its first win against Clemson since December 2015.

2018-19 SOUTH CAROLINA GAMECOCKS / BROADCAST SPOT CHART

00



A.J. LAWSON


FR. - F - 6-6 - 172 - TORONTO, CANADA/GTA PREP

	MIN	PTS	RBS	AST	FG%	3FG%	FT%
18-19	27.9	14.3	4.4	3.6	41.4	30.4	61.1
Career	-	-	-	-	-	-	-

Season Highs: 25 points 9 rebounds 8 assists 3 steals

- Led the Gamecocks with 15 points and nine rebounds at Wyoming (Dec. 5)
- Season high 25 points, 6-of-10 from the floor, two assists, three steals vs. Coastal Carolina (Nov. 30)
- Named the Nov. 19 SEC Freshman of the Week for his efforts at the Hall of Fame Tip-Off
- 19 points, season high nine rebounds and five assists in 31 minutes vs. George Washington (Nov. 18)
- Double figures with 10 points vs. Providence (Nov. 17)
- Stellar vs. Norfolk State (Nov. 13), 18 points, team highs with six rebounds and eight assists

1



T.J. MOSS


FR. - G - 6-2 - 193 - MEMPHIS, TENN./FINDLAY PREP

	MIN	PTS	RBS	AST	FG%	3FG%	FT%
18-19	20.6	6.3	1.9	1.9	39.0	33.3	66.7
Career	-	-	-	-	-	-	-

Season Highs: 12 points 4 assists

- Scored seven points with a team high four assists in the loss at Wyoming (Dec. 5)
- Dished a season high three assists vs. Wofford (Nov. 26)
- 11 points, including three 3s, in victory over George Washington (Nov. 18)
- Season high 12 points, two 3s, an assist and steal vs. Providence (Nov. 17)
- Missed first two games of the season due to a foot injury
- Played first three years of high school at Memphis East under head coach Penny Hardaway

2



HASSANI GRAVETT


SR. - G - 6-2 - 188 - VILLA RICA, GA./ALEXANDER

	MIN	PTS	RBS	AST	FG%	3FG%	FT%
18-19	26.8	9.9	3.8	1.8	48.3	47.2	80.0
Career	21.6	5.7	2.7	2.3	37.5	31.3	69.6

Career Highs: 23 points 12 rebounds 9 assists 3 steals

- A perfect 3-of-3 from 3-point range at Michigan (Dec. 8)
- Career high, first 20-point performance, with 23 points on 7-of-10 shooting and four 3-pointers, in win vs. Coastal Carolina (Nov. 30)
- 11 points, six rebounds, an assist and steal vs. Wofford (Nov. 26) in first start of the season
- Team high 14 points, also two steals in 34 minutes vs. Providence (Nov. 17)
- 18 points, career high five made 3s, and four assists against no turnovers vs. Norfolk State (Nov. 13)

4



TRE CAMPBELL


GR. - G - 6-0 - 183 - WASHINGTON, D.C./ST. JOHN'S COLLEGE HS

	MIN	PTS	RBS	AST	FG%	3FG%	FT%
18-19	21.8	5.3	2.0	1.6	29.6	26.5	87.5
Career	16.9	3.8	1.4	1.3	33.7	30.8	72.1

Career Highs: 21 points 5 assists 4 steals

- Recorded two steals, and tallied five points in loss at Wyoming (Dec. 5)
- 9 points, four assists and two steals in Carolina's win vs. George Washington (Nov. 18)
- Tallied 15 points, hitting four 3s (just one shy of matching a career high) vs. Stony Brook (Nov. 9)
- Scored three points in Gamecock debut vs. USC Upstate (Nov. 6)
- Missed several practices during the preseason due to an ankle injury
- Prior to Carolina, played three seasons at Georgetown, averaging 3.7 points per game

5



JERMAINE COUISNARD


FR. - G - 6-4 - 202 - EAST CHICAGO, IND./EAST CHICAGO CENTRAL HS

	MIN	PTS	RBS	AST	FG%	3FG%	FT%
18-19	-	-	-	-	-	-	-
Career	-	-	-	-	-	-	-

Season Highs:

- Has not yet suited up for the Gamecocks
- Averaged 29.2 points, 4.3 rebounds and 3.1 assists per game during senior season at East Chicago Central High School, en route to Indiana All-Star accolades
- Spent the 2017-18 season at Montverde Academy

10



JUSTIN MINAYA


SO. - F - 6-5 - 215 - HARRINGTON PARK, N.J./NORTHERN VALLEY AT OLD TAPPAN

	MIN	PTS	RBS	AST	FG%	3FG%	FT%
18-19	25.6	7.4	5.6	1.6	45.5	13.3	71.4
Career	26.7	7.9	4.4	1.5	39.8	33.6	69.0

Career Highs: 17 points 9 rebounds 4 assists 3 steals

- Suffered a right knee injury in practice on Nov. 25 and is out indefinitely
- Is averaging 72.2% (13-18) on two-point attempts this season
- 10 points, four rebounds and a pair of assists vs. Providence (Nov. 17)
- 10 points and a pair of assists in home win vs. Norfolk State (Nov. 13)
- Father, Omar, is an executive with the New York Mets

13



FELIPE HAASE (Fa-leep-ay Haas-ay)

SO. - F - 6-9 - 253 - OSORNO, CHILE/MIAMI (FLA.) CHRISTIAN SCHOOL

	MIN	PTS	RBS	AST	FG%	3FG%	FT%
18-19	21.2	6.6	3.3	0.8	37.2	34.8	86.4
Career	20.0	6.0	3.8	0.9	38.0	28.2	78.6

Career Highs: 17 points 10 rebounds 2 steals

- Matched career high with three 3s, scoring a team high 13 points vs. Wofford (Nov. 26)
- 8 points, including a pair of 3s, vs. George Washington (Nov. 18)
- Hit 7-of-8 from the free throw line (career highs in both categories) vs. NSU (Nov. 13)
- Collected nine rebounds and blocked a career high three shots vs. Stony Brook (Nov. 9)
- Tallied four points in season opener vs. USC Upstate (Nov. 6)

20



ALANZO FRINK

FR. - F - 6-6 - 265 - JERSEY CITY, N.J./ROSELLE CATHOLIC

	MIN	PTS	RBS	BLK	FG%	3FG%	FT%
18-19	8.3	2.7	0.7	0.0	50.0	0.0	0.0
Career	-	-	-	-	-	-	-

Season Highs: 4 points 1 rebound

- Hit 2-of-3 from the floor at Michigan (Dec. 8) for four points
- Scored four points, hitting the first basket of his career, at Wyoming (Dec. 5)
- Made Carolina debut vs. Coastal Carolina (Nov. 30), pulling down a rebound, with an assist and steal in nine minutes
- Missed the first six games due to a right knee injury
- Represented the Dominican Republic in the FIBA U18 Americas Champ., 18.2 ppg

21



MAIK KOTSAR


JR. - F - 6-11 - 264 - TALLINN, ESTONIA/SUNRISE CHRISTIAN ACADEMY

	MIN	PTS	RBS	BLK	FG%	3FG%	FT%
18-19	24.6	8.8	4.6	1.1	52.3	60.0	57.1
Career	25.2	7.1	4.7	0.5	46.3	28.1	50.3

Career Highs: 16 points 11 rebounds 6 assists 4 steals

- Matched career high with 16 points at Michigan (Dec. 8), hitting 7-of-10 from the field
- 7 points, 8 rebounds, 3 blocks, 4 steals in win vs. Coastal Carolina (Nov. 30)
- Second career double-double with 13 points and 10 rebounds vs. Wofford (Nov. 26)
- Connected on 6-of-12 attempts for 12 points, also collecting three steals, in win vs. George Washington (Nov. 18)
- Four points, four rebounds and two steals vs. Providence (Nov. 17)

23



EVAN HINSON

JR. - G - 6-4 - 240 - DELTONA, FLA./DELTONA

	MIN	PTS	RBS	AST	FG%	3FG%	FT%
18-19	12.0	2.0	1.0	0.0	25.0	0.0	0.0
Career	8.3	2.3	1.1	0.3	34.8	31.0	56.7

Career Highs: 8 points 4 rebounds 2 assists

- First action of the season at Michigan (Dec. 8), scoring two points
- Joined the Gamecocks for practice on Monday, Dec. 3, and will be with the basketball team full time until the Carolina football team determines its schedule for bowl practices (Belk Bowl).
- Started 17 of his 23 contests played last season, averaging 2.7 points and 1.3 rebounds per game
- Part of Carolina's 2016-17 Final Four squad
- Brother, Blake, plays basketball at Ole Miss

24



KEYSHAWN BRYANT


FR. - F - 6-6 - 190 - WINTER HAVEN, FLA./WINTER HAVEN

	MIN	PTS	RBS	AST	FG%	3FG%	FT%
18-19	18.0	8.6	3.7	1.6	44.1	0.0	81.0
Career	-	-	-	-	-	-	-

Season Highs: 21 points 7 rebounds 1 block

- Scored 13 points - all in the second half - hitting 6-of-13 attempts at Michigan (Dec. 8)
- Seven points, four rebounds, an assist and block vs. Coastal Carolina (Nov. 30) in first career start
- Seven points, six rebounds and two assists vs. Wofford (Nov. 26)
- Scored eight points, with three assists, in win vs. George Washington (Nov. 18)
- Strong in his Gamecock debut, posting a team high 21 points, hitting 8-of-12 from the floor, to go along with seven rebounds and an assist in 21 minutes vs. USC Upstate (Nov. 6)

30



CHRIS SILVA

SR. - F - 6-9 - 234 - LIBREVILLE, GABON/ROSELLE CATHOLIC

	MIN	PTS	RBS	BLK	FG%	3FG%	FT%
18-19	24.6	11.1	6.7	1.8	42.1	37.5	66.0
Career	20.5	10.1	6.2	1.3	48.3	38.1	71.9

Career Highs: 27 points 13 rebounds 6 blocks 3 steals

- Strong at Michigan (Dec. 8), team highs of 18 points and 12 rebounds/4th double-double of the season
- 11 points, eight rebounds, two assists, three blocks and three steals at Wyoming (Dec. 5)
- Nine points, five rebounds and a career high six steals vs. Coastal Carolina (Nov. 30)
- Named to the Preseason All-SEC First Team by both the media and coaches; and also named to the Karl Malone Award Watch List, the Naismith Trophy Watch List and the Wooden Award Preseason Top 50 Watch List; Part of the 2016-17 Final Four squad

**projected starters
shaded in gray


14



NATHAN NELSON

FR. - F - 6-5
Walk-on... 9.0 ppg as a senior

33



JASON CUDD

SO. - F - 7-1
Has seen action in three games this season

52



JAIR BOLDEN

JR. - G - 6-3
Due to NCAA transfer rules, can not play in 2018-19

least six points per game, and nine average 18 minutes per game or more ... In wins this season, the Gamecocks hold a +9.5 margin on the glass, but in losses, opponents are +4.8.

FRANK MARTIN

> South Carolina head coach Frank Martin is in his seventh season leading the Gamecocks and 12th season overall as a head coach in 2018-19. Martin, the 2017 Jim Phelan National Coach of the Year (College-Insider.com), led South Carolina to its first Final Four and a school record 26 wins in 2016-17. In his 11 complete seasons as a head coach, Martin has led his teams to at least 21 wins seven times. Martin is a native of Miami, Fla., and a graduate of FIU.

QUICK HITS

> South Carolina is in its 111th season of varsity basketball in 2018-19.

> Gamecock head coach Frank Martin is joined on the sidelines by assistant coaches Perry Clark (6th season), Bruce Shingler (3rd season) and Chuck Martin (2nd season). Andy Assaley is in his seventh season as the director of operations.

> South Carolina is one of 13 DI schools nationally that have two or more former DI coaches serving as an assistant coach. Perry Clark served as the head coach at Tulane, Miami (Fla.) and Texas A&M-Corpus Christi, while Chuck Martin was the head coach at Marist for five campaigns.

> South Carolina advanced to its first Final Four in 2016-17, which included posting its first NCAA Tournament win since the 1973 campaign when it tallied a 93-73 win over Marquette in the First Round.

> The Gamecocks are 24-14 (.631) in neutral-site contests under the direction of head coach Frank Martin, including a 3-3 mark last season.

> Carolina was 15-18 (.454) over the course of the last three seasons in away contests (2015-16, 16-17, 17-18).

> Martin is 29-39 (.426) against ranked opponents as a head coach. His teams have four wins over opponents ranked in the top five, and two wins over opponents who are ranked No. 1.

> According to KenPom.com, (Dec. 17) Carolina is 21st in the country with an average possession length of 15.1 seconds. Carolina is also ninth in the nation in two-point field goal defense, opponents are hitting just 41.3 percent of their two-point attempts.

SCOUTING THE GAMECOCKS

> The Gamecocks are finally back in the friendly confines of Colonial Life Arena, set to play their first game on their home court this month on Wednesday vs. Virginia.

> Carolina will host a pair of ACC opponents this week in Virginia and then Clemson on Saturday.

> Carolina looks to shake a two-game losing streak on Wednesday, having suffered road losses at Wyoming (Dec. 5) and at No. 5/5 Michigan (Dec. 8) during a lengthy two-game road swing.

> In home games this season, Carolina is averaging 41.4 percent from the field, however, opponents aren't far behind at 40.1 percent.

> Also in home games, Lawson is averaging 15.0 points per game, while Gravett adds 12.8 per contest. Gravett has been Carolina's most consistent 3-point shooter at home as well, hitting 52.2 percent of his attempts.

> South Carolina returns seven letterwinners from last season's 17-16 squad, including senior guard Hassani Gravett and senior forward Chris Silva.

> Carolina welcomes eight newcomers to its roster this season, including a pair of transfers and six freshmen

SERIES BREAKDOWN

The all-time series with Virginia is tied at 24, but the Gamecocks have won two straight and three of the last five, dating back to a 92-70 win on Jan. 30, 1971. That contest also marks the last played in Columbia, as three of the last five have been played at neutral sites, including games in Alaska, Puerto Rico and Hawaii. Below is a breakdown of the all-time series and a look at the last 10 meetings between the two schools:

VIRGINIA (24-24)

H: 13-6; A: 9-16; N: 2-2

D. 14, 1968	A	86-70			L
F. 22, 1969	H	86-70	W		
D. 13, 1969	A	62-51	W		
J. 12, 1970	H	63-42	W		
J. 11, 1971	A	50-49			L
J. 30, 1971	H	92-70	W		
N. 24, 1990	N	65-59			L
N. 25, 1996	N	93-70			L
N. 25, 1999	N	73-71	W		
M. 13, 2002	A	74-67	W		

STAT COMPARISON

	SC	UVA	NCAA Rank
Record	4-5	9-0	229/1
Conference Record	-	-	-
Current Streak	L2	W9	-
Scoring Avg.	74.7	72.8	184/221
Opponent Scoring Avg.	72.4	51.2	208/2
Scoring Margin	+2.2	+21.6	208/8
Field Goal %	.424	.472	273/87
Opponent Field Goal %	.402	.386	67/33
3-Point Field Goal %	.317	.391	265/32
Opponent 3-Point Field Goal %	.385	.270	325/14
3-Point Field Goals Made PG	7.1	8.3	237/131
3-Point Field Goal Attempts PG	22.4	21.3	260/288%
Free Throw %	.703	.762	154/24
Opponent Free Throw %	.744	.621	-
Rebounding Avg.	38.1	32.8	105/313
Opponent Rebounding Avg.	36.6	29.4	-
Rebounding Margin	+1.6	+3.3	169/119
Turnovers Avg.	14.4	8.3	245/2
Opponent Turnover Avg.	16.1	14.0	50/148
Assists Avg.	13.8	15.1	183/92
Blocks Avg.	4.9	2.9	49/235
Steals Avg.	6.8	7.1	149/116

% indicates total attempts

NCAA stats games through Dec. 16

ASSOCIATED PRESS TOP 25

Dec. 17, 2018

Rk.	Team	Record	Pts.
1	Kansas	9-0	1586
2	Duke	9-1	1488
3	Tennessee	8-1	1464
4	Michigan	11-0	1442
5	Virginia	9-0	1400
6	Nevada	11-0	1319
7	Auburn	9-1	1156
8	Gonzaga	9-2	1147
9	North Carolina	8-2	1126
10	Michigan State	9-2	1070
11	Florida State	8-1	949
12	Texas Tech	10-0	912
13	Virginia Tech	9-1	838
14	Buffalo	10-0	684
15	Ohio State	9-1	647
16	Wisconsin	9-2	619
17	Mississippi State	9-1	529
18	Arizona State	8-1	415
19	Kentucky	8-2	377
20	Marquette	8-2	350
21	Houston	10-0	266
22	Indiana	9-2	226
23	Iowa	8-2	224
24	Furman	12-0	208
25	Nebraska	9-2	156

Others receiving votes: Oklahoma 115, Maryland 103, Kansas State 90, St. John's 59, Villanova 52, NC State 38, Purdue 20, TCU 17, Iowa State 9, Cincinnati 7, Louisville 6, Minnesota 3, Florida 3, Belmont 2, San Francisco 2, NJIT 1

Dropped from rankings: Villanova 17, Kansas State 25, Syracuse 25

ESPN/USA TODAY TOP 25

Dec. 17, 2018

Rk.	Team	Record	Pts.
1	Kansas	9-0	768
2	Duke	9-1	709
3	Virginia	9-0	697
4	Tennessee	8-1	694
5	Michigan	11-0	678
6	Nevada	11-0	617
7	Auburn	9-1	532
8	Michigan State	9-2	502
9	Gonzaga	9-2	497
10	North Carolina	8-2	493
11	Texas Tech	10-0	470
12	Florida State	8-1	452
13	Virginia Tech	9-1	425
14	Ohio State	9-1	341
15	Buffalo	10-0	318
16	Mississippi State	9-1	272
17	Wisconsin	9-2	232
18	Kentucky	8-2	198
19	Arizona State	8-1	178
20	Houston	10-0	168
21	Iowa	8-2	115
22	Nebraska	9-2	94
23	Marquette	8-2	91
24	Maryland	9-2	90
25	Furman	12-0	82

Others receiving votes: Indiana 62, Oklahoma 58, St. John's 51, Kansas State 45, Villanova 35, Cincinnati 28, TCU 24, Iowa State 15, NC State 13, UCF 7, North Texas 7, Florida 6, Louisville 6, Purdue 3, Belmont 2

Dropped from rankings: Villanova 16, Kansas State 24

KEY STAT

> Frank Martin would like to see more from his team on the glass this season. In wins, Carolina is +9.5 in rebound margin, but in losses, opponents are +4.8.

A CAROLINA WIN WOULD...

> Snap a two-game losing streak, Carolina's longest of the season

> Be Carolina's third straight over UVA

> Be the first over an ACC opponent since posting an 88-81 win over Duke in the 2017 NCAA Tournament

student-athletes. Jair Bolden (transfer/George Washington/guard), graduate transfer Tre Campbell (transfer/Georgetown/guard), Keyshawn Bryant (freshman/guard), Jermaine Couisnard (freshman/guard), Alanzo Frink (freshman/forward), A.J. Lawson (freshman/guard), T.J. Moss (freshman/guard) and Nathan Nelson (freshman/forward) join the Garnet and Black this fall.

SCOUTING THE CAVALIERS

> Virginia is ranked No. 5 in this week's AP poll and third in the coaches poll.
 > UVA is led by head coach Tony Bennett in his 10th season in Charlottesville.
 > The Cavaliers have played just one away game this season, posting a 76-71 win at Maryland on Nov. 28.
 > Three are in double-figures on the year for UVA, led by De'Andre Hunter's 15.6 points per game. Ty Jerome (13.7) and Kyle Guy (13.4) are also in double figures. The trio has combined for 54 of UVA's 75 made 3-point baskets this season.
 > Hunter has hit double-figures in every game this season with the exception of scoring nine in his most recent outing vs. VCU. He earned Battle 4 Atlantis MVP honors and ACC Player of the Week accolades after averaging 19.3 points and 7.7 rebounds in the tournament.
 > Other notable UVA wins this season include matchups against Dayton, Wisconsin and VCU.
 > Junior guard Braxton Key is a transfer from Alabama. He has five starts on the year and is averaging 6.0 points per game.
 > Virginia is ranked second nationally this season, committing just 8.3 turnovers per contest, while UVA leads the nation with a 1.81 assist to turnover ratio. The Cavaliers are also second in the nation in holding opponents to just 51.2 points per game and UVA hold's a +21.6 scoring margin entering Wednesday's contest.

CAROLINA TRENDS UNDER MARTIN

Gamecock trends under Frank Martin ...

> South Carolina is 78-50 when posting at least six made 3s in a game.
 - South Carolina connected on a season high 13 3s in the Nov. 18 win over George Washington.
 > South Carolina is 88-36 when scoring more points in the paint than its opponent.
 - The Gamecocks are currently averaging 30.2 points in the paint per game following a season high 44 at Michigan.
 > South Carolina is 98-44 when holding its opponents to under 45 percent from the field.
 - Carolina held GW to an opponent season low, 27.6 percent (16-58) from the field on Nov. 18.
 > South Carolina is 90-40 when out-rebounding its opponent.
 - Carolina out-rebounded USC Upstate 50-34 in the season opener on Nov. 6.

BY THE NUMBERS

8 - Rookie guard A.J. Lawson's eight makes from the floor vs. Stony Brook (Nov. 9) marked the most made field goals in a game by a Carolina freshman since then-rookie guard Sindarius Thornwell connected on nine made field goals in a Carolina win at Mississippi State on March 8, 2014.
86.4% - Sophomore forward Felipe Haase paces Carolina from the free throw line (20+ attempts), hitting 86.4 percent. He's connected on 19-of-22 attempts. To compare, Haase connected on 25-of-34 (73.5%) attempts during his rookie season.

47.2% - Senior guard Hassani Gravett is averaging 31.3% for his career from 3-point range, but his off-season work in the gym has seen his numbers soar this season. He has hit 17-of-36 attempts - a team high 47.2 percent.

48 - Rookie guard A.J. Lawson scored 25, and senior guard Hassani Gravett added 23, when the Gamecocks posted an 85-79 win over Coastal Carolina Nov. 30. The duo combined for 48 of Carolina's 85, with both guards hitting a career high in the win. Lawson was also 11-of-15 at the line, and Gravett scored the bulk of his points with a 4-of-7 mark from 3-point range.

44 - Carolina scored a season high 44 points in the paint in the Dec. 8 matchup at No. 5 Michigan. Leading the charge were the 19 made 2-point baskets by Kotsar (7), Silva (6) and Bryant (2).

2,728 - Carolina's two-game road swing at Wyoming and then at Michigan in early December totaled 2,728 nautical miles roundtrip from Columbia, to Laramie, to Ann Arbor, and back to Columbia..

SILVA GARNERS PRESEASON ACCOLADES

> Following a standout junior season, senior forward Chris Silva garnered numerous preseason accolades entering the 2018-19 campaign. The Libreville, Gabon, native was named to the Preseason All-SEC First Team by the media and league coaches, while also being named to the Karl Malone Award Watch List, as well as the Naismith Trophy Watch List and the Wooden Award Preseason Top 50 Watch List as well. For his career, Silva has 16 double-doubles, 56 double-figure scoring games and 39 games with two or more blocks.

LAWSON NAMED SEC FRESHMAN OF THE WEEK

> Rookie guard A.J. Lawson was named the SEC Freshman of the Week on Nov. 19. The Toronto, Ontario, Canada, native averaged 15.7 points, 6.3 rebounds and 5.3 assists against Norfolk State, Providence and George Washington the previous week, including a 19-point, nine rebound, five assist effort in Carolina's win over GW. He began the week tying for game-high honors with 18 points while dishing out a season-high eight assists against Norfolk State, before posting double-figures in both games at the Mohegan Sun Arena. The weekly honor was the first of Lawson's career. It was the first Freshman of the Week award for a Gamecock since Sindarius Thornwell during the 2013-14 campaign.

SILVA NAMED CANDIDATE FOR SENIOR CLASS AWARD

> South Carolina senior forward Chris Silva has been named one of 30 candidates for the 2018-19 Senior CLASS Award. To be eligible for the award, a student-athlete must be classified as an NCAA Division I senior and have notable achievements in four areas of excellence: community, classroom, character and competition.

An acronym for Celebrating Loyalty and Achievement for Staying in School, the Senior CLASS Award focuses on the total student-athlete and encourages students to use their platform in athletics to make a positive impact as leaders in their communities.

Silva maintains a strong GPA in the classroom as an integrated information technology major at Carolina, along with his accomplishments on the court and in the community. He has participated in numerous community outreach events during his time in the Garnet and Black. On the court, Silva is Carolina's top returning scorer and rebounder from a season ago, and is currently averaging 10.3 points and a team high 5.8 rebounds per contest.

BENCH PRODUCTION

GAME	SC-OPP	DIFF.	BENCH SCORER	SC HIGH
USC Upstate	31-13	+18	Bryant, 21	
Stony Brook	18-24	-6	Bryant, 9	
Norfolk State	34-26	+8	Gravett, 18	
vs. Providence	33-22	+11	Gravett, 14	
vs. George Wash.	27-20	+7	Moss, 11	
Wofford	25-14	+11	Haase, 13	
Coastal Carolina	33-29	+4	Gravett, 23	
at Wyoming	19-13	+6	Haase, 8	
at Michigan	19-12	+7	Gravett, 9	
Virginia				
Clemson				
N. Greenville				
at Florida				
at Miss. State				
Missouri				
at Vanderbilt				
at LSU				
Auburn				
at Okla. State				
Tennessee				
at Georgia				
at Kentucky				
Arkansas				
at Tennessee				
Texas A&M				
Ole Miss				
at Miss. State				
Alabama				
at Missouri				
at Texas A&M				
Georgia				

SPECIALTY STATS

(PP) points in paint; (OT) points off turnovers; (2nd) second chance points; (FB) fast break points

(South Carolina-Opponent)

GAME	PP	OT	2ND	FB
USC Upstate	36-16	16-11	17-6	6-6
Stony Brook	38-32	20-11	19-24	4-11
Norfolk State	24-18	12-7	4-2	7-2
vs. Providence	28-32	15-12	13-9	4-7
vs. George Wash.	36-22	19-15	13-5	10-4
Wofford	16-28	9-15	3-14	6-8
Coastal Carolina	24-26	15-14	12-13	10-10
at Wyoming	26-18	13-15	8-2	6-2
at Michigan	44-26	16-14	8-21	11-8
Virginia				
Clemson				
N. Greenville				
at Florida				
at Miss. State				
Missouri				
at Vanderbilt				
at LSU				
Auburn				
at Okla. State				
Tennessee				
at Georgia				
at Kentucky				
Arkansas				
at Tennessee				
Texas A&M				
Ole Miss				
at Miss. State				
Alabama				
at Missouri				
at Texas A&M				
Georgia				
SC Total	272	135	97	64
SC Average	30.2	15.0	10.8	7.1
Opp Total	218	114	96	58
Opp Average	24.2	12.7	10.7	6.4

POST GAME NOTES

(Last 3 games)

COASTAL CAROLINA (Nov. 30)

> Lawson's 25 points marked a new career high and are the most by a Carolina freshman since Sindarius Thornwell scored 26 at Georgia (1/22/14) – he went 6-for-10 from the field and 11-for-15 at the free throw line with six rebounds and a pair of assists.

> Gravett's 23 points were a career high as well, as he tallied his first career game scoring 20 points or more. He went 7-for-10 from the field with four assists in 33 minutes off the bench.

> The Gamecocks had 12 blocks, led by senior forward Chris Silva who had a career-high six swats in just 19 minutes. It marks the 42nd career game with two or more blocks for the 2018 First Team All-SEC selection.

> The 12 blocks by Carolina are the most in the Frank Martin era. The previous high came when the Gamecocks had 11 at Texas A&M (2/3/18).

> Freshman Alanzo Frink made his collegiate debut, playing nine minutes off the bench Friday night.

AT WYOMING (Dec. 5)

> Freshman guard A.J. Lawson scored in double figures for the sixth time in the team's first eight games, leading the Gamecocks with 15 points. He was a rebound shy of his first career double-double.

> Senior Chris Silva finished with 11 points, eight rebounds, three blocks and three steals – which tied a career high.

> Wyoming shot nearly 50 percent in the second half with five 3s and 13 makes at the foul line.

> Tonight's game was Carolina's first true road contest of the 2018-19 season.

AT NO. 5/5 MICHIGAN (Dec. 8)

> Senior forward Chris Silva had his third double-double of the season (18th career) with 18 points and 12 rebounds. He matched a season-high with seven made FGs.

> Junior big man Maik Kotsar matched a career high with 16 points, going an efficient 7-for-10 from the field.

> Freshman wing Keyshawn Bryant had a strong second half, scoring all 13 of his points (6-for-9) the final 20 minutes. He played a career-high 31 minutes in his third-straight start.

> Freshman guard A.J. Lawson finished with 10 points, his seventh game of the season in double figures. He led the team with five assists and three steals.

> The Gamecocks dominated the paint, outscoring Michigan 44-26.

> Carolina shot 52 percent (32-for-62) in the game (57 percent in the second half), the first team to shoot greater than 45 percent against the Wolverines this season. Michigan ranks in the top-five nationally in scoring defense and field goal percentage defense.

LAST TIME VS. VIRGINIA



74



67

GAME 23 (19-14)

Charlottesville, Va.

University Hall

March 13, 2002

Gamecocks win NIT matchup

OFFICIAL NCAA BASKETBALL BOX SCORE																	FINAL		
03/13/02 University Hall Charlottesville, VA																			
VISITORS: South Carolina (19-14)																			
NO	PLAYER	F	FGA	3P	3PA	FT	FTA	OR	DR	TOT	PF	PTS	A	TO	BLK	S	MIN		
31	Chuck Eidson	F	3	6	0	1	0	0	0	2	2	3	6	6	2	0	2	34	
55	Rolando Howell	F	11	17	0	0	2	7	3	5	8	2	24	1	0	1	1	36	
50	Tony Kitchings	C	4	8	0	0	2	2	6	7	13	1	10	3	3	3	0	28	
5	Aaron Lucas	G	5	8	0	2	6	8	0	1	1	1	16	5	0	0	0	37	
10	Jamell Bradley	G	5	12	4	11	0	0	1	1	2	1	14	2	4	0	0	33	
12	Marius Petravicius		1	2	0	0	0	0	1	2	3	2	2	0	0	0	0	7	
23	Chris Warren		0	0	0	0	0	0	0	0	0	3	0	0	1	0	2		
15	Carlos Powell		1	5	0	1	0	0	0	1	1	0	2	0	0	0	2	9	
30	Michael Boynton		0	0	0	0	0	0	0	0	0	2	0	2	1	0	0	14	
4	Ivan Howell	DNP -																	
21	Greg Taylor	DNP -																	
25	Jon Land	DNP -																	
33	Issa Konare	DNP -																	
54	John Chappell	DNP -																	
TEAM										1	1	2	0						
TOTALS			30	58	4	15	10	17	12	20	32	15	74	19	11	4	5	200	
FG 1st(13/30) 43.3%		2nd(17/28) 60.7%		OT		GAME (30/58) 51.7%		DEADBALL											
3PT 1st(1/8) 12.5%		2nd(3/7) 42.9%		OT		GAME (4/15) 26.7%		REBOUNDS		2									
FT 1st(0/0) 0.0%		2nd(10/17) 58.8%		OT		GAME (10/17) 58.8%													
HOME: Virginia (17-12)																			
NO	PLAYER	F	FGA	3P	3PA	FT	FTA	OR	DR	TOT	PF	PTS	A	TO	BLK	S	MIN		
31	Adam Hall	F	3	9	1	5	1	3	1	2	3	1	8	3	0	0	1	27	
33	Chris Williams	F	4	7	0	2	0	0	3	2	5	5	8	4	4	0	1	28	
35	Travis Watson	C	11	13	2	2	2	3	10	13	4	26	2	2	1	1	33		
10	Keith Jenifer	G	2	4	0	1	0	0	0	1	1	4	2	1	0	0	23		
21	Roger Mason,Jr	G	3	9	1	6	1	1	0	2	2	2	8	3	2	0	1	39	
24	Jermaine Harper		3	6	0	2	0	1	0	1	1	2	6	0	3	0	0	18	
34	Jason Clark		0	0	0	0	0	2	0	0	0	3	0	0	1	2	1	11	
42	Elton Brown		3	7	0	1	1	2	0	0	0	1	7	0	1	0	0	13	
32	J.C. Mathis		0	0	0	0	0	0	0	2	2	1	0	2	1	0	0	8	
5	Jason Dowling	DNP -																	
12	Bret Gladstone	DNP -																	
30	Jason Rogers	DNP -																	
TEAM										2	1	3	0						
TOTALS			29	55	4	19	5	11	9	21	30	20	67	15	15	3	5	200	
FG 1st(16/27) 59.3%		2nd(13/28) 46.4%		OT		GAME (29/55) 52.7%		DEADBALL											
3PT 1st(1/5) 20.0%		2nd(3/14) 21.4%		OT		GAME (4/19) 21.1%		REBOUNDS		3									
FT 1st(0/3) 0.0%		2nd(5/8) 62.5%		OT		GAME (5/11) 45.5%													
Attendance: 4,983																			
SCORE BY PERIODS																			
1 2 OT1 OT2 OT3 FINAL																			
South Carolina																			
27 47 74																			
Virginia																			
33 34 67																			
OFFICIALS																			
#0- Duke Edsall																			
#0- Bryan Kersey																			
#0- Mike Eades																			
POINTS OFF TURNOVERS: Virginia-9 South Carolina-16																			
SECOND CHANCE POINTS: Virginia-10 South Carolina-16																			
-Data was produced by SportsVu® Realized Software and reports.																			
© 2000 SportsVu, Inc. All Rights Reserved																			
Williams (UVA) fouls out at :26.9 (11)																			

GAMECOCKS ADD THREE DURING EARLY SIGNING PERIOD

> South Carolina head coach Frank Martin announced the signing of Trey Anderson (F - 6-7 - 185 - San Diego, Calif./Mater Dei/Woodstock Academy), Trae Hannibal (G - 6-2 - 200 - Hartsville, S.C./Hartsville) and Wildens Leveque (F - 6-10 - 230 - Brockton, Mass./Gould Academy) to national letters of intent during the early signing period. The trio will join the Gamecocks in 2019.



RECORD BOOK WATCH

REBOUNDS

- 1159, Lee Collins (1953-56)
- 1116, Tom Owens (1969-71)
- 1064, Alex English (1973-76)
- 1001, Joe Smith (1952-55)
- 1000, Jimmy Foster (1981-84)
- 800, Michael Carrera (2012-2016)
- 775, Brandon Wallace (2003-07)
- 758, Darryl Martin (1986-88)
- 744, Mike Callahan (1958-60)
- 692, Chris Silva (2015-present)**

FREE THROWS MADE

- 672, BJ McKie (1996-99)
- 578, John Roche (1969-71)
- 570, Sindarius Thornwell (2013-17)
- 567, Art Whisnant (1960-62)
- 447, Chris Silva (2015-present)**
- 389, Jimmy Foster (1981-84)
- 382, Lee Collins (1953-56)
- 382, Kevin Joyce (1971-73)
- 356, Mike Dunleavy (1973-76)
- 355, Devan Downey (2007-10)

FREE THROWS ATTEMPTED

- 880, Art Whisnant (1960-62)
- 873, BJ McKie (1996-99)
- 770, Jimmy Foster (1981-84)
- 739, Sindarius Thornwell (2013-17)
- 704, John Roche (1969-71)
- 622, Chris Silva (2015-present)**
- 598, Joe Smith (1952-55)
- 540, Jim Slaughter (1948-51)
- 522, Lee Collins (1953-56)
- 511, Tom Riker (1970-72)

BLOCKED SHOTS

- 275, Sam Muldrow (2007-11)
- 249, Brandon Wallace (2003-07)
- 235, Danny Traylor (1971-73)
- 230, Alex English (1973-76)
- 226, Jeff Roulston (1989-92)
- 160, Mike Brittain (1983-86)
- 140, Chris Silva (2015-present)**
- 124, Ryan Stack (1995-98)
- 123, Tony Kitchings (1999-2003)
- 112, Renaldo Balkman (2003-06)



SOUTHEASTERN CONFERENCE STANDINGS

As of December 18

Team	Conference	Overall
Auburn	0-0	9-1
Mississippi State	0-0	9-1
Tennessee	0-0	8-1
Kentucky	0-0	8-2
Ole Miss	0-0	8-2
Arkansas	0-0	7-2
Vanderbilt	0-0	7-2
LSU	0-0	8-3
Alabama	0-0	6-3
Missouri	0-0	6-3
Florida	0-0	5-4
Georgia	0-0	5-4
Texas A&M	0-0	4-4
South Carolina	0-0	4-5

THIS WEEK IN THE SEC

Sunday, December 16

at Ole Miss 90, Chattanooga 70

Monday, December 17

at Vanderbilt 81, #18 Arizona St. 65

Tuesday, December 18

Oakland at Georgia SECN+ 7:00 pm
Xavier at Missouri ESPNU 7:00 pm
Mercer at Florida SEC Network 8:00 pm
Rocket City Classic (Huntsville, AL)
Liberty vs. Alabama SECN+ 8:00 pm

Wednesday, December 19

#7 Auburn at NC State ESPN2 7:00 pm
#5 Virginia at South Carolina SEC Network 7:00 pm
Samford at #3 Tennessee SECN+ 7:00 pm
Valparaiso at Texas A&M SECN+ 8:30 pm
Georgia Tech at Arkansas SEC Network 9:00 pm
Wofford at #17 Mississippi St. SECN+ 8:00 pm

Friday, December 21

#24 Furman at LSU SECN+ 8:00 pm
Ole Miss vs. Middle Tennessee (at Nashville, TN) 8:00 pm
Penn St. at Alabama SEC Network 9:00 pm

Saturday, December 22

Wake Forest at #3 Tennessee ESPN2 Noon
Georgia at Georgia Tech ESPNU Noon
Texas St. at Arkansas SEC Network 2:00 pm
Clemson at South Carolina ESPN2 2:00 pm
Marshall at Texas A&M SECN+ 2:00 pm
Murray St. at #7 Auburn SEC Network 4:30 pm
Orange Bowl Classic (Sunrise, FL)
Florida vs. FGCU FS2 5:00 pm
CBS Sports Classic (Chicago, IL)
#9 North Carolina vs. #19 Kentucky CBS 5:15 pm
Wright St. vs. #17 Mississippi St. (at Jackson, MS) SEC Net 7:00 pm
Vanderbilt vs. Kansas St. (at Kansas City, MO) ESPN2 7:00 pm
Missouri vs. Illinois (at St. Louis, MO) BTN 8:00 pm

ROSTER
BREAKDOWN

Returning Starters (5)

Hassani Gravett
Evan Hinson
Maik Kotsar
Justin Minaya
Chris Silva
**based on final game of 2017-18 season*

Returning Letterwinners (7)

Jason Cudd
Hassani Gravett
Felipe Haase
Evan Hinson
Maik Kotsar
Justin Minaya
Chris Silva

Guards (7)

Jair Bolden
Tre Campbell
Jermaine Couisnard
Hassani Gravett
Evan Hinson
A.J. Lawson
T.J. Moss

Forwards (8)

Keyshawn Bryant
Jason Cudd
Alanzo Frink
Felipe Haase
Maik Kotsar
Justin Minaya
Nathan Nelson
Chris Silva

By Height

Tre Campbell (6-0)
Hassani Gravett (6-2)
T.J. Moss (6-2)
Jair Bolden (6-3)
Jermaine Couisnard (6-4)
Evan Hinson (6-4)
Justin Minaya (6-5)
Nathan Nelson (6-5)
Keyshawn Bryant (6-6)
Alanzo Frink (6-6)
A.J. Lawson (6-6)
Felipe Haase (6-9)
Chris Silva (6-9)
Maik Kotsar (6-11)
Jason Cudd (7-1)

2018-19 SOUTH CAROLINA BASKETBALL ROSTERS

Alphabetical Roster

No.	Name	Pos.	Ht.	Wt.	Cl.	Exp.	Hometown/High/Last School
52	Jair Bolden	G	6-3	210	JR	2VL/TR	Brooklyn, N.Y./Westtown School (Pa.)/George Washington
24	Keyshawn Bryant	F	6-6	190	FR	HS	Winter Haven, Fla./Winter Haven
4	Tre Campbell	G	6-0	183	GR	2VL/TR	Washington, D.C./St. John's College HS/Georgetown
5	Jermaine Couisnard	G	6-4	202	FR	HS	East Chicago, Ind./Montverde Academy
33	Jason Cudd	F	7-1	263	SO	1VL	Myrtle Beach, S.C./Socastee
20	Alanzo Frink	F	6-6	265	FR	HS	Jersey City, N.J./Roselle (N.J.) Catholic
2	Hassani Gravett	G	6-2	188	R-SR	2VL/TR	Villa Rica, Ga./Alexander/Pensacola State College
13	Felipe Haase	F	6-9	253	SO	1VL	Osorno, Chile/Miami (Fla.) Christian School
23	Evan Hinson	G	6-4	240	JR	2VL	Deltona, Fla./Deltona
21	Maik Kotsar	F	6-11	264	JR	2VL	Tallinn, Estonia/Sunrise Christian Academy (Wichita, Kan.)
00	A.J. Lawson	G	6-6	172	FR	HS	Mississauga, Ontario, Canada/GTA Prep
10	Justin Minaya	F	6-5	215	SO	1VL	Harrington Park, N.J./Northern Valley at Old Tappan
1	T.J. Moss	G	6-2	193	FR	HS	Memphis, Tenn./Findlay Prep (Nevada)
14	Nathan Nelson	F	6-5	174	FR	HS	Murfreesboro, Tenn./Blackman
30	Chris Silva	F	6-9	234	SR	3VL	Libreville, Gabon/Roselle (N.J.) Catholic

Numerical Roster

No.	Name	Pos.	Ht.	Wt.	Cl.	Exp.	Hometown/High/Last School
00	A.J. Lawson	G	6-6	172	FR	HS	Mississauga, Ontario, Canada/GTA Prep
1	T.J. Moss	G	6-2	193	FR	HS	Memphis, Tenn./Findlay Prep (Nevada)
2	Hassani Gravett	G	6-2	188	R-SR	2VL/TR	Villa Rica, Ga./Alexander/Pensacola State College
4	Tre Campbell	G	6-0	183	GR	2VL/TR	Washington, D.C./St. John's College HS/Georgetown
5	Jermaine Couisnard	G	6-4	202	FR	HS	East Chicago, Ind./Montverde Academy
10	Justin Minaya	F	6-5	215	SO	1VL	Harrington Park, N.J./Northern Valley at Old Tappan
13	Felipe Haase	F	6-9	253	SO	1VL	Osorno, Chile/Miami (Fla.) Christian School
14	Nathan Nelson	F	6-5	174	FR	HS	Murfreesboro, Tenn./Blackman
20	Alanzo Frink	F	6-6	265	FR	HS	Jersey City, N.J./Roselle (N.J.) Catholic
21	Maik Kotsar	F	6-11	264	JR	2VL	Tallinn, Estonia/Sunrise Christian Academy (Wichita, Kan.)
23	Evan Hinson	G	6-4	240	JR	2VL	Deltona, Fla./Deltona
24	Keyshawn Bryant	F	6-6	190	FR	HS	Winter Haven, Fla./Winter Haven
30	Chris Silva	F	6-9	234	SR	3VL	Libreville, Gabon/Roselle (N.J.) Catholic
33	Jason Cudd	F	7-1	263	SO	1VL	Myrtle Beach, S.C./Socastee
52	Jair Bolden	G	6-3	210	JR	2VL/TR	Brooklyn, N.Y./Westtown School (Pa.)/George Washington

Head Coach: Frank Martin (Florida International, '93)

Assistant Coach: Perry Clark (Gettysburg, '74)

Assistant Coach: Chuck Martin (Monmouth, '93)

Assistant Coach: Bruce Shingler (St. Augustine's College, '05)

Director of Basketball Operations: Andy Assaley (Cincinnati, '96)

Strength & Conditioning Coach: Scott Greenawalt (Muskingum College, '98)

Athletic Trainer: Mark Rodger (Buffalo, '01)

Video Coordinator: Jay Gibbons (Clayton State, '03)

Student-Athlete Development: Doug Edwards (Florida State, '07)

Special Assistant to the Head Coach: Jarett Gerald (South Carolina, '11)

Director of Social Media: Dushawn Davis (Coastal Carolina, '11)

Administrative Assistant: John Reynolds (The Citadel, '11)

Graduate Student Manager: TeMarcus Blanton (South Carolina '18)

Director of Athletics Communications and Public Relations: Emily Miles (Ball State, '03)

TOP RETURNING ...

Scorer.....Silva (14.3 ppg)
Rebounder Silva (8.0 rpg)
Assist Maker.....Gravett (3.6 apg)
FG Shooter *.....Silva (46.7%)
3-Point FG Shooter \$.....Minaya (36.4%)
FT Shooter \$.....Silva (75.3%)
Shot Blocker.....Silva (1.4 bpg)
Steal Maker Kotsar (0.9 spg)

* at least 100 attempts

\$ at least 50 attempts

PRONUNCIATION GUIDE

Jy-ear Bolden
Mike Coat-sar
Fa-leep-ay Haas-ay



HEAD COACH FRANK MARTIN

HEAD COACH | 12TH SEASON OVERALL | 234-149 (.610) | SEVENTH SEASON AT SOUTH CAROLINA | 117-95 (.551)

THE MARTIN FILE

COACHING

Experience

34th year

College Experience

19th season

College Head Coach Experience

12th season

Hire Date At Carolina

March 27, 2012

PERSONAL

Hometown

Miami, Fla.

Alma Mater

Florida International, 1993 (B.A. Physical Ed.)

Family

Wife, Anya

Children, Brandon, Amalia and Christian

COACHING RESUME

High School

Miami Senior High, 1985-93

Varsity Boys' Assistant Coach

Junior Varsity Boys' Head Coach

North Miami High, Head Coach, 1993-95

Miami Senior High, Head Coach, 1995-98

B.T. Washington High, Head Coach, 1999-2000

College Assistant Coach

Northeastern, 2000-04

Cincinnati, 2004-06

Kansas State, 2006-07

College Head Coach

Kansas State, 2007-12

South Carolina, 2012-present

Frank Martin was named the head men's basketball coach at the University of South Carolina on March 27, 2012, becoming the 32nd head coach in the history of the South Carolina program, which is in its 111th season as a varsity sport in 2018-19. Martin owns a 230-144 (.614) overall record as a head coach, entering his 12th season overall, and a 113-90 (.556) record entering his seventh season at South Carolina. Martin was named the 2017 Jim Phelan National Coach of the Year after leading the Gamecocks to the best season in school history during the 2016-17 campaign, as the squad advanced to the program's first Final Four and recorded a school record 26 wins.

The 2016-17 campaign would go on to be the best season in school history, as the Gamecocks set a school record with 26 wins, advanced to the NCAA Tournament for the first time since 2004, posted the first program win in the NCAA Tournament since 1973, and advanced to the school's first Final Four, falling by just four points, 77-73, to Gonzaga in the national semifinals in Phoenix. South Carolina captured back-to-back 20-win seasons for the first time since a string of three-straight 20-win campaigns from 2003-2006, and the Gamecocks posted double-digit league victories for just the fifth time since joining the SEC in 1992. South Carolina was ranked in the AP poll for nine weeks and in the coaches poll for 10 weeks during the regular season, and the Gamecocks were ranked No. 6 in the final USA Today Coaches Poll following the Final Four run. Carolina rose to as high as 16th in the AP Poll, which was its highest rank since the Gamecocks were ranked 14th in the final poll of the 1997-98 season.

South Carolina completed its fourth-consecutive winning season in 2017-18, finishing the campaign with a 17-16 mark. The

Gamecocks collected upset wins over No. 18/16 Kentucky and No. 10/11 Auburn at home, while also capturing a road victory at No. 20/22 Florida during league action. Junior forward Chris Silva excelled during the year, leading the Gamecocks in points (14.3) and rebounds (8.0) per game, en route to being named to the All-SEC First Team, the All-Defensive Team and co-Defensive Player of the Year by league coaches.

Silva's First-Team selection marked the third straight season that Carolina has held a place on the First Team, following Michael Carrera's 2016 honor, and Sindarius Thornwell's 2017 selection.

Statistically last season, Carolina ranked among the nation's best, leading the SEC and ranking 23rd nationally with 12.58 offensive rebounds per game. The Gamecocks also excelled at the free throw line, ranking 20th in the nation in free throw attempts and 31st in attempts made at the line. Following the season, seven Gamecocks earned academic laurels from the SEC, continuing Carolina's success in the classroom.

Prior to his appointment in Columbia, Martin spent the previous five seasons as the head coach at Kansas State University, leading the Wildcats to the NCAA Tournament four times, including a trip to the Elite Eight, during the 2009-10 campaign when the squad won a school record 29 contests.

A native of Miami, Fla., Martin earned his bachelor's degree in physical education from Florida International in 1993. He and his wife, Anya, have three children, Brandon, a freshman on the men's basketball team at USC Upstate, Amalia and Christian.

MARTIN'S CAREER RECORD, YEAR-BY-YEAR

YEAR	RECORD	CONFERENCE (FINISH)	POSTSEASON
2007-08	21-12	10-6 (3rd)	1-1; NCAA Tournament 2nd Round
2008-09	22-12	9-7 (r4th)	1-1; NIT
2009-10	29-8	11-5 (t2nd)	3-1; NCAA Tournament Elite Eight
2010-11	23-11	10-6 (t3rd)	1-1; NCAA Tournament Third Round
2011-12	22-11	10-8 (5th)	1-1; NCAA Tournament Third Round
2012-13	14-18	4-14 (t12th)	-
2013-14	14-20	5-13 (13th)	-
2014-15	17-16	6-12 (t11th)	-
2015-16	25-9	11-7 (t3rd)	1-1; NIT
2016-17	26-11	12-6 (t3rd)	4-1; NCAA Final Four
2017-18	17-16	7-11 (t11th)	-
2018-19	4-5	-	-
Totals	234-149 (.610)	95-95 (.500)	12-7 (.631)/5 NCAA/2 NIT

GAMECOCK SUPERLATIVES UNDER MARTIN

Most Field Goals Made

- 39, vs. High Point (March 15, 2016)
- 37, vs. Hofstra (Nov. 22, 2015)
- 35, vs. Marquette (March 17, 2017)
- 35, vs. Lander (Dec. 27, 2016)
- 34, vs. George Washington (Nov. 18, 2018)
- 34, vs. Lipscomb (Nov. 27, 2015)
- 34, vs. Marshall (Dec. 30, 2013)

Most Field Goals Attempted

- 88, vs. Alabama (Feb. 7, 2017)
- 73, vs. Georgia (March 3, 2016)
- 72, vs. Oral Roberts (Nov. 16, 2015)
- 70, vs. Texas A&M (Jan. 7, 2017)
- 71, vs. SC State (Jan. 5, 2013)

Highest Field Goal Percent

- 60.0 (39-65) vs. High Point (March 15, 2016)
- 58.7 (27-46) vs. Holy Cross (Nov. 13, 2016)
- 58.3 (28-48) vs. Saint Mary's (Dec. 22, 2013)
- 57.7 (30-52) vs. Arkansas (Jan. 26, 2013)
- 56.4 (22-39) vs. Missouri State (Nov. 24, 2012)

Most 3-Point Field Goals Made

- 15, vs. Auburn (Jan. 24, 2017)
- 13, vs. George Washington (Nov. 18, 2018)
- 13, vs. Georgia (Feb. 21, 2018)
- 13, vs. Rider (Nov. 19, 2012)
- 12 vs. Ole Miss (March 7, 2018)
- 12, vs. LSU (Feb. 28, 2018)
- 12, vs. Holy Cross (Nov. 13, 2016)
- 12, at Texas A&M (Feb. 6, 2016)
- 11, vs. Norfolk State (Nov. 13, 2018)
- 11, at Florida (Jan. 24, 2018)
- 11, vs. Wofford (Nov. 10, 2017)
- 11, vs. Georgia (Feb. 4, 2017)
- 11, vs. Auburn (March 12, 2014)

Most 3-Point Field Goals Attempted

- 32, vs. Illinois State (Nov. 16, 2017)
- 31, vs. Georgia (Feb. 21, 2018)
- 31, vs. Alabama (Feb. 7, 2017)
- 31, vs. Mississippi State (March 13, 2013)
- 30, at Ole Miss (March 4, 2017)
- 30, at Alabama (Feb. 24, 2015)

Highest 3-Point Field Goal Percentage (min. 10 attempts)

- 73.3 (11-15) vs. Auburn (March 12, 2014)
- 58.3 (7-12) vs. Arkansas (Jan. 26, 2013)
- 57.7 (15-26) vs. Auburn (Jan. 24, 2017)
- 57.1 (12-21) vs. Ole Miss (March 7, 2018)
- 57.1 (12-21) at Texas A&M (Feb. 6, 2016)
- 57.1 (8-14) at Georgia (Jan. 22, 2014)

Most Free Throws Made

- 46, vs. Memphis (Jan. 2, 2016)
- 35, vs. Alabama (Feb. 7, 2017)
- 30, vs. Arkansas (March 13, 2014)
- 29, vs. Norfolk State (Nov. 14, 2015)
- 28, vs. Auburn (Feb. 17, 2018)
- 28, vs. Alabama (Jan. 30, 2016)
- 28, vs. NC A&T (Dec. 30, 2014)
- 28, vs. Mississippi State (March 6, 2013)
- 28, at LSU (Jan. 16, 2013)

Most Free Throws Attempted

- 63, vs. Memphis (Jan. 2, 2016)
- 50, vs. Alabama (Feb. 7, 2017)
- 46, vs. Alabama (Jan. 30, 2016)
- 42, vs. Norfolk State (Nov. 14, 2015)
- 41, vs. Mississippi State (Jan. 26, 2016)
- 41, vs. Arkansas (March 13, 2014)

Highest Free Throw Percentage (min. 10 attempts)

- 93.8 (15-16) vs. Holy Cross (Nov. 13, 2016)
- 93.3 (14-15) vs. Tennessee (Jan. 20, 2015)
- 92.9 (13-14) at Georgia (Feb. 17, 2015)
- 92.3 (12-13) at Tennessee (March 7, 2015)
- 86.4 (19-22) at Florida (Feb. 21, 2017)

Most Offensive Rebounds

- 26, vs. Vanderbilt (Feb. 13, 2014)
- 24, at St. John's (Nov. 29, 2012)
- 23, vs. Alabama (Feb. 7, 2017)
- 22, at Texas A&M (Feb. 3, 2018)
- 21, vs. Akron (Nov. 23, 2014)
- 21, at Mississippi State (March 8, 2014)
- 21, at Clemson (Nov. 17, 2013)

Most Defensive Rebounds

- 38, vs. Oklahoma State (Dec. 6, 2014)
- 38, vs. Longwood (Nov. 9, 2013)
- 37, vs. Limestone (Dec. 27, 2017)
- 35, vs. Memphis (Jan. 2, 2016)
- 34, vs. Vanderbilt (Jan. 9, 2016)
- 34, vs. Western Carolina (Nov. 30, 2015)

Most Total Rebounds

- 53, vs. Memphis (Jan. 2, 2016)
- 52, vs. Limestone (Dec. 27, 2017)
- 52, vs. Alabama (Feb. 7, 2017)
- 51, vs. Mississippi State (Jan. 26, 2016)
- 51, vs. Western Carolina (Nov. 30, 2015)

Most Personal Fouls

- 33, at Georgia (Feb. 22, 2014)
- 32, vs. Illinois State (Nov. 16, 2017)
- 32, vs. Marshall (Dec. 30, 2013)
- 31, at Texas A&M (Jan. 15, 2014)
- 30, at Memphis (Dec. 30, 2016)
- 30, at Auburn (Feb. 26, 2014)

Most Points

- 98, vs. Auburn (Jan. 24, 2017)
- 94, vs. LSU (Feb. 10, 2016)
- 94, vs. Hofstra (Nov. 22, 2015)
- 93, vs. Marquette (March 17, 2017)
- 92, vs. SC State (Nov. 18, 2016)
- 92, vs. Lipscomb (Nov. 27, 2015)
- 92, vs. Marshall (Dec. 30, 2013)

Fewest Points

- 36, at Florida (Jan. 30, 2012)
- 41, vs. Florida (Feb. 10, 2018)
- 43, at Kentucky (Feb. 14, 2015)
- 43, vs. Kentucky (Jan. 24, 2015)
- 44, vs. Tennessee (March 14, 2014)

Most Assists

- 25, vs. High Point (March 15, 2016)
- 24, vs. Lipscomb (Nov. 27, 2015)
- 23, vs. Auburn (Jan. 24, 2017)
- 22, at FIU (Nov. 27, 2017)
- 22, at Texas A&M (Feb. 6, 2015)
- 22, vs. Rider (Nov. 19, 2012)

Fewest Turnovers

- 5, vs. Georgia (Feb. 21, 2018)
- 5, vs. Gonzaga (April 1, 2017)
- 6, vs. Texas A&M (Jan. 7, 2017)
- 6, vs. Kentucky (March 1, 2014)
- 7, at Georgia (Jan. 13, 2018)
- 7, at USF (Dec. 17, 2016)
- 7, vs. Mississippi State (Feb. 28, 2015)
- 7, at Georgia (Feb. 17, 2015)
- 7, vs. Georgia (Feb. 22, 2014)
- 7, vs. Akron (Dec. 28, 2013)
- 7, at Kentucky (Feb. 5, 2013)
- 7, vs. Vanderbilt (Jan. 19, 2013)

Most Blocks

- 12, vs. Coastal Carolina (Nov. 30, 2018)
- 11, at Texas A&M (Feb. 3, 2018)
- 10, vs. Lander (Dec. 27, 2016)
- 10, vs. High Point (March 15, 2016)
- 10 vs. UNC Asheville (Nov. 26, 2014)

Most Steals

- 13, vs. FIU (Dec. 4, 2016)
- 13, vs. Francis Marion (Dec. 30, 2015)
- 13, at Marshall (Dec. 1, 2014)
- 12, at Tennessee (Jan. 11, 2017)
- 12, vs. Syracuse (Nov. 26, 2016)
- 12, vs. USF (Dec. 5, 2015)
- 12, vs. Lipscomb (Nov. 27, 2015)
- 12, vs. Ole Miss (March 12, 2015)
- 12, vs. UNC Asheville (Nov. 26, 2014)

Most Points By Opponent

- 97, at Georgia (Jan. 22, 2014)
- 90, vs. Alabama (Feb. 7, 2017)
- 90, vs. Missouri (Feb. 28, 2013)
- 89, at Michigan (Dec. 8, 2018)
- 89, vs. Kentucky (Feb. 13, 2016)
- 89, at St. John's (Nov. 29, 2012)

Fewest Point By Opponent

- 44, vs. Longwood (Nov. 9, 2013)
- 45, vs. Limestone (Dec. 27, 2017)
- 45, vs. Akron (Dec. 28, 2013)
- 45, vs. Cornell (Nov. 20, 2014)
- 45, vs. Clemson (Dec. 19, 2014)

Most Field Goals Made By Opponent

- 33, at St. John's (Nov. 29, 2012)
- 32, vs. Missouri (Feb. 28, 2013)
- 31, vs. Wofford (Nov. 26, 2018)
- 31, vs. Kentucky (Feb. 13, 2016)
- 30, vs. Mississippi State (Jan. 31, 2018)
- 30, at Alabama (Jan. 9, 2018)
- 30, vs. Arkansas (Feb. 15, 2017)
- 30, vs. Alabama (Feb. 7, 2017)
- 30, vs. Georgia Tech (March 21, 2016)
- 30, vs. Arkansas (March 5, 2015)

Fewest Field Goals Made By Opponent

- 10, vs. Michigan (Nov. 23, 2016)
- 11, vs. Georgia (Jan. 31, 2015)
- 13, vs. Limestone (Dec. 27, 2017)
- 13, vs. Akron (Dec. 28, 2013)
- 13, vs. Longwood (Nov. 9, 2013)

Highest Opponent Field Goal Percent

- 69.6 (32-46) vs. Missouri (Feb. 28, 2013)
- 61.4 (27-44) at Kentucky (Feb. 5, 2013)
- 58.8 (30-51) at Alabama (Jan. 9, 2018)
- 58.5 (24-41) vs. Auburn (Jan. 12, 2013)
- 58.3 (28-48) at Kentucky (Jan. 21, 2017)

Most Rebounds By Opponent

- 62, vs. Alabama (Feb. 7, 2017)
- 49, vs. Stony Brook (Nov. 9, 2018)
- 49, vs. Seton Hall (Dec. 12, 2016)
- 49, vs. LSU (Feb. 14, 2013)
- 47, at Georgia (Feb. 23, 2013)

Fewest Rebounds By Opponent

- 16, vs. Holy Cross (Nov. 13, 2016)
- 20, vs. NC A&T (Dec. 30, 2014)
- 22, vs. Drexel (Dec. 15, 2015)
- 22, vs. Morgan State (Nov. 16, 2012)
- 23, vs. Hofstra (Nov. 22, 2015)
- 23, vs. Alabama (Jan. 13, 2015)
- 23, vs. Manhattan (Dec. 22, 2012)
- 23, vs. Rider (Nov. 19, 2012)



COLONIAL LIFE ARENA

HOME OF GAMECOCK BASKETBALL [COLONIAL LIFE ARENA RECORD: 189-89 (.679)]

FUN FACTS ABOUT COLONIAL LIFE ARENA

- > **16,880** cubic yards of earth moved, which is enough to fill 222 swimming pools
- > **3,848** tons of steel, which would weigh equal to 96,200 quarters, which would equal \$24,050
- > **125** miles of cable, which would stretch between Columbia and Folly Beach
- > **1,872** tons of cooling, which would cool an average of 12 grocery stores
- > **205,384** bricks and **60,137** concrete blocks, which would stretch the entire length of Lake Murray (41 miles)
- > **8,750** gallons of paint, which would paint approximately 115 average Columbia 2-story houses
- > **4,781** square yards of carpet, which would carpet approximately the field at Williams-Brice Stadium
- > **443** people working on building the arena at a given time, which would staff 44 fast food restaurants
- > **1,158,000** man-hours to complete Colonial Life Arena, which would equal two working hours from each person living in the Columbia Metro area



SOUTH CAROLINA VS. KENTUCKY, JAN. 16, 2018

KEY ARENA DATES/ MEMORABLE MOMENTS

- > **April 2001** - Construction begins
- > **Nov. 24, 2002** - Carolina defeats ETSU, 71-66, in its first contest in the building
- > **Jan. 8, 2003** - The Gamecocks post a 55-49 win in the first SEC contest at the building over Ole Miss.
- > **March 15, 2006** - Carolina defeats Western Kentucky, 74-55, in the first round of the Postseason NIT. The Gamecocks would go on to win their second straight NIT Championship later that month.
- > **Jan. 21, 2009** - Zam Fredrick scores on a last second lay-in to propel the Gamecocks past Florida, 70-69, at the buzzer. Carolina would go on to capture the 2009 SEC Eastern Division Co-Championship.
- > **Jan. 26, 2010** - Led by heralded senior Devan Downey, Carolina posted its first win over a No. 1 ranked opponent (AP poll) in school history when it defeated top-ranked Kentucky, 68-62.

- > **Feb. 7, 2017** - The Gamecocks would battle Alabama into a four-overtime contest, with the Crimson Tide eventually closing the 90-86 win. Senior guard Sindarius Thornwell scored 44 points and pulled down 21 rebounds in the game. Carolina would go on to its first Final Four in program history later that season.



RENALDO BALKMAN, 2006 NIT MVP



DEVAN DOWNEY VS. KENTUCKY, JAN. 26, 2010



SINDARIUS THORNWELL, 2017 EAST REGIONAL ALL-TOURNAMENT MOST OUTSTANDING PLAYER

2018-19 GAMECOCK SUPERLATIVES

GAMECOCKS' RECORD WHEN ...

At home	3-2
On the road	0-2
At neutral sites	1-1
In overtime	0-0
vs. Top 25 team	0-0
vs. Top 10 team	0-1
vs. Top 3 team	0-0
Leading at half	4-2
Trailing at half	0-3
Tied at half	0-0
Shooting 50% or better	1-1
Shooting between 39-49.9%	2-2
Shooting less than 39%	1-2
Opp. shooting 50% or better	0-1
Opp. shooting between 39-49.9%	2-3
Opp. shooting less than 39%	2-1
Shooting better than opp.	3-2
Shooting worse than/equal to opp.	1-3
Starters out-score opp. starters	3-1
Opp. starters score/equal more	1-4
Bench out-scores opp. bench	4-4
Opp. bench scores/equals more	0-1
Having more FTs than opp.	2-2
Having equal/less FTs than opp.	2-3
Have more TOs than opp.	0-1
Having equal/less TOs than opp.	4-4
Having more rebounds than opp.	3-1
Having equal/less rebounds than opp.	1-4
Making 6 or more 3FGs	3-3
Having 15 or more assists	1-1
Score more points in paint than opp.	3-3
Scoring equal/less points in paint than opp.	1-2
Scoring more points off TOs than opp.	4-3
Scoring equal/less points off TOs than opp.	0-2
Scoring more 2nd-chance points than opp.	3-2
Scoring equal/less 2nd-chance points than opp.	1-3
Scoring more fast break points than opp.	2-2
Scoring equal/less fast break points than opp.	2-3
Wearing white uniforms	4-2
Wearing Garnet uniforms	0-1
Wearing Black uniforms	0-2
Playing on live TV/live broadcast	4-5
Playing in November	4-3
Playing in December	0-2
Playing in January	0-0
Playing in February	0-0
Playing in March	0-0
Playing a day-game	1-2
Playing a night-game	3-3
Playing on Sunday	1-0
Playing on a Monday	0-1
Playing on a Tuesday	2-0
Playing on a Wednesday	0-1
Playing on a Thursday	0-0
Playing on a Friday	1-1
Playing on a Saturday	0-2
Scoring margin is 5 points or less	0-1
Margin is between 6-10	1-2
Margin is between 11-20	2-2
Margin is more than 20	1-0
Scoring 59 points or less	0-0
Scoring 60-69 points	1-3
Scoring 70-79 points	0-1
Scoring 80-89 points	2-1
Scoring 90-99 points	1-0
Scoring 100+ points	0-0

MISCELLANEOUS

Current streak	L2
Home court streak	W1
Away streak	L2
Neutral court streak	W1

Scoring Leaders	'18-19	Career
A.J. Lawson	4	4
Chris Silva	2	18
Hassani Gravett	2	6
Maik Kotsar	1	3
Felipe Haase	1	1
Keyshawn Bryant	1	1

Rebounding Leaders	'18-19	Career
Maik Kotsar	2	17
Hassani Gravett	2	7
A.J. Lawson	2	2
Chris Silva	2	49
Felipe Haase	1	5
Justin Minaya	1	4

Assists Leaders	'18-19	Career
A.J. Lawson	5	5
Hassani Gravett	2	25
T.J. Moss	2	2

Blocks Leaders	'18-19	Career
Chris Silva	5	53
Maik Kotsar	4	18
Keyshawn Bryant	3	3
Felipe Haase	2	4
Hassani Gravett	1	5

Steals Leaders	'18-19	Career
Maik Kotsar	4	18
Hassani Gravett	2	6
A.J. Lawson	2	2
Tre Campbell	1	15
Chris Silva	1	12
T.J. Moss	1	1
Keyshawn Bryant	1	1

Double-Figure Scoring	'18-19	Career
A.J. Lawson	7	7
Chris Silva	4	59
Hassani Gravett	4	14
Maik Kotsar	3	23
Justin Minaya	3	14
T.J. Moss	2	2
Keyshawn Bryant	2	2
Tre Campbell	1	10
Felipe Haase	1	8

20+ points	'18-19	Career
A.J. Lawson	2	2
Chris Silva	1	6
Keyshawn Bryant	1	1
Hassani Gravett	1	1

30+ points	'18-19	Career
-		

Double-Figure Rebounding	'18-19	Career
Chris Silva	3	21
Hassani Gravett	1	2
Maik Kotsar	1	2

5+ assists	'18-19	Career
A.J. Lawson	4	4

3+ steals	'18-19	Career
Maik Kotsar	3	8
A.J. Lawson	2	2
Chris Silva	1	4
Tre Campbell	1	4
Hassani Gravett	1	2

2+ blocks	'18-19	Career
Chris Silva	4	43
Maik Kotsar	2	10
Felipe Haase	1	1

Double-Doubles	'18-19	Career
Chris Silva	3	18
Maik Kotsar	1	2

Miscellaneous

Largest Halftime Lead	
SC	38, vs. George Washington, Nov. 18, 2018
Opp	6, Michigan, Dec. 8, 2018
Smallest Halftime Lead	
SC	8, vs. USC Upstate, Nov. 6, 2018
Opp	1, Stony Brook, Nov. 9, 2018
Fewest Points In First Half	
SC	25, vs. Wofford (Nov. 26, 2018)
Opp	18, George Washington, Nov. 18, 2018
Most Points In First Half	
SC	56, vs. George Washington, Nov. 18, 2018
Opp	42, Michigan, Dec. 8, 2018
Fewest Points In Second Half	
SC	34, vs. George Washington, Nov. 18, 2018
Opp	30, vs. USC Upstate, Nov. 6, 2018
Most Points In Second Half	
SC	49, Stony Brook, Nov. 9, 2018
Opp	53, Wofford (Nov. 26, 2018)
Most Points in Overtime	
SC	-
Opp	-
Largest Margin of Victory	
SC	35, vs. George Washington, Nov. 18, 2018
Opp	20, Wofford (Nov. 26, 2018)
Smallest Margin of Victory	
SC	6, vs. Coastal Carolina, Nov. 30, 2018
Opp	2, Stony Brook, Nov. 9, 2018

Dunks	'18-19	Career
Keyshawn Bryant	7	7
Chris Silva	6	78
A.J. Lawson	4	4
Maik Kotsar	1	6

Charges Drawn	'18-19
Chris Silva	7
Maik Kotsar	3

2018-19 GAME-BY-GAME

	Date	Result	FG-A	Pct	3FG-A	Pct	FT-A	Pct	O-D-Total	PF	Pts	A	TO	Blk	Stl	Min	Half
USC Upstate			19-58	.328	7-25	.250	7-10	.700	8-26-34	28	52	10	22	3	7	200	22
South Carolina	Nov. 6, 2018	W	19-58	.328	0-18	.000	27-37	.730	19-31-50	13	65	6	19	3	11	200	30
Stony Brook &			27-70	.386	10-22	.455	19-23	.826	22-27-49	22	83	15	15	3	5	200	33
South Carolina	Nov. 9, 2018	L	29-63	.460	9-23	.391	14-26	.538	12-21-33	21	81	18	10	5	4	200	32
Norfolk State &			20-47	.426	10-22	.455	14-22	.636	3-21-24	22	64	8	15	3	5	200	23
South Carolina	Nov. 13, 2018	W	28-54	.519	11-29	.379	14-21	.667	8-28-36	16	81	21	15	8	7	200	37
vs. Providence ^			22-56	.393	4-13	.308	28-34	.824	11-28-39	18	76	13	12	3	5	200	27
South Carolina	Nov. 17, 2018	L	25-62	.403	6-25	.240	11-14	.786	11-27-38	26	67	8	12	2	6	200	35
vs. George Washington ^			16-58	.276	5-27	.185	18-25	.720	7-25-32	16	55	11	16	1	6	200	18
South Carolina	Nov. 18, 2018	W	34-69	.493	13-25	.520	9-16	.563	13-35-48	26	90	19	15	3	7	200	56
Wofford			31-65	.477	13-29	.448	6-12	.500	10-33-43	23	81	17	17	1	7	200	28
South Carolina	Nov. 26, 2018	L	19-57	.333	7-25	.280	16-21	.762	8-29-37	16	61	12	17	3	3	200	25
Coastal Carolina			25-64	.391	11-23	.478	18-23	.783	16-24-40	24	79	12	18	3	7	200	41
South Carolina	Nov. 30, 2018	W	25-58	.431	10-26	.385	25-33	.758	10-24-34	17	85	13	16	12	9	200	50
at Wyoming			21-48	.438	10-20	.500	21-28	.750	1-30-31	20	73	14	14	2	7	200	33
South Carolina	Dec. 5, 2018	L	22-66	.333	3-20	.150	17-20	.850	14-29-43	23	64	13	16	5	6	200	37
at 5/5 Michigan			28-54	.519	10-24	.417	23-30	.767	13-24-37	14	89	13	16	4	5	200	42
South Carolina	Dec. 8, 2018	L	32-62	.516	5-11	.455	9-14	.643	7-17-24	21	78	14	10	3	8	200	36

♣ - Naismith Hall of Fame Tip-Off (Columbia, S.C.) | ^ - Naismith Hall of Fame Tip-Off (Uncasville, Conn.)



♣ - Naismith Hall of Fame Tip-Off (Columbia, S.C.) | ^ - Naismith Hall of Fame Tip-Off (Uncasville, Conn.)

GAMECOCK BASKETBALL STAFF




> **PERRY CLARK, ASSISTANT COACH**

- > Sixth season on staff at South Carolina
- > Former head coach at Tulane, Miami (Fla.) and Texas A&M-Corpus Christi
- > Has over 30 years of coaching experience
- > Has coached 19 players who were drafted or have gone on to play in the NBA, including Gamecock Sindarius Thornwell




> **CHUCK MARTIN, ASSISTANT COACH**

- > Is in his second season on staff at Carolina
- > Has over 15 years of coaching experience at the Division I level
- > Was the head coach at Marist for five years (2008-13)
- > Played collegiately at Champlain Junior College, before finishing his career at Monmouth



> **BRUCE SHINGLER, ASSISTANT COACH**

- > Is in his third season on staff with the Gamecocks
- > Prior to time at Carolina, was an assistant for four seasons at Towson
- > Played collegiately at St. Augustine's College
- > Prior to time in college, coached AAU, sending over 40 of his players to Division I institutions




> **ANDY ASSALEY, DIRECTOR OF OPERATIONS**

- > In his seventh season at Carolina, and his 12th season with Martin
- > Has over 20 years of experience working in college basketball
- > A graduate of Cincinnati



> **SCOTT GREENAWALT, STRENGTH AND CONDITIONING COACH**

- > Seventh season with the Gamecocks and his 12th with Martin
- > Has coached over 10 all-conference players, including Michael Beasley (Kansas State) and Sindarius Thornwell (Carolina)
- > Has helped train numerous professional athletes, such as Kevin Youkilis, former MLB player
- > Played football at Muskingum College in Ohio



> **MARK RODGER, ATHLETIC TRAINER**

- > In his 13th season with the Gamecocks
- > Native of Berlin, Germany, and a graduate of the University of Buffalo




> **DOUG EDWARDS, DIRECTOR OF PLAYER DEVELOPMENT**

- > Is in his seventh season on staff at Carolina
- > Former standout at Florida State, and was the 15th overall pick in the 1993 NBA Draft by the Atlanta Hawks
- > Brother, Allen, is the head coach at Wyoming



> **JAY GIBBONS, VIDEO COORDINATOR**

- > Fourth season on staff with the Gamecocks
- > Prior to his time at Carolina, was an assistant coach at Savannah State
- > Played collegiately at Clayton State, where he helped his team reach two NCAA D-II Final Four's



**JARETT
GERALD**

Special Asst. to
the Head Coach



**DUSHAWN
DAVIS**

Director of
Social Media



**JOHN
REYNOLDS**

Administrative
Assistant




**TEMARCUS
BLANTON**

Graduate
Student
Manager



**WESLEY
MYERS**

Graduate
Student
Manager



**JOHN
RAGIN**

Student
Assistant
Coach




**EMILY
MILES**

Director of
Communications and
Public Relations



**SARAH
UNDERRINER-
WEBER**

Asst. Director of
Performance
Nutrition



65

52

GAME 1 (1-0)

Columbia, S.C.

Colonial Life Arena

Nov. 6, 2018

2018-19 Season opener

COLUMBIA (AP) - South Carolina used a 20-0 run to get and stay ahead of USC Upstate in a 65-52 season-opening win Tuesday at Colonial Life Arena.


The Gamecocks, featuring reigning SEC Co-Defensive Player of the Year Chris Silva and nine newcomers, struggled to play consistently on each end of the floor. Upstate, playing without star Deion Holmes, didn't score for over 10 minutes in the first half as a quick 9-2 lead vanished.

South Carolina freshman Keyshawn Bryant had a fabulous debut with a game-high 21 points, the first two coming on a soaring one-handed dunk that ignited the home crowd. The Gamecocks used the energy and the Spartans' lengthy scoreless drought to take a lead they wouldn't lose.

Upstate was led by 16 points from Malik Moore and 13 from Everette Hammond.

South Carolina got 13 points from Silva, with 11 boards. Guard Hassani Gravett had 12 rebounds.

The Gamecocks were 0-for-18 from the 3-point line and missed 10 of their 37 free throws. The teams combined for 41 turnovers.



81

83

GAME 2 (1-1)

Columbia, S.C.

Colonial Life Arena

Nov. 9, 2018

Gamecocks suffer first loss

COLUMBIA (AP) - Akwasi Yeboah scored 24 points and had 11 rebounds to lead Stony Brook to an 83-81 stunner over South Carolina on Friday night.


The Seawolves (2-0) led for most of the second half and held on as Jeff Otchere blocked a potential game-winning 3-pointer from Justin Minaya with two seconds left. South Carolina (1-1) was out of timeouts and scrambling to get a shot off after Yeboah missed a layup with six seconds left.

Stony Brook pulled down 10 more offensive rebounds than South Carolina and the Seawolves final five baskets were either in the paint or 3-pointers in transition.

The Gamecocks only had two chances to tie or take the lead in the final 18 minutes and missed 3-pointers both times. South Carolina was 9-for-23 shooting behind the arc after missing all 18 of its 3s in their opening night win over USC-Upstate.

Elijah Olaniyi added 16 points and 9 rebounds while Jaron Cornish had eight points and eight assists.

A.J. Lawson scored 23 points and Tre Campbell added 15 for South Carolina. Chris Silva had just seven points and two rebounds and coach Frank Martin didn't put him back in the game after he picked up his fourth foul with 10:18 left in the game.



81

64

GAME 3 (2-1)

Columbia, S.C.

Colonial Life Arena

Nov. 13, 2018

Carolina gets double-digit win

COLUMBIA (AP) - Senior guard Hassani Gravett and freshman guard A.J. Lawson scored 18 points apiece and South Carolina whipped Norfolk State 81-64 Tuesday night in its final tuneup before the conclusion of the Naismith Memorial Hall of Fame Tipoff.

Justin Minaya scored 10 points and Felipe Haase had nine for the Gamecocks (2-1) while the Spartans (2-2) got 15 points from Nic Thomas. South Carolina swished 11 3-pointers just two games after going 0-for-18 from long range, with Gravett connecting on five and Lawson hitting three.

"Good to come out and play well," South Carolina coach Frank Martin said. "Good to see us play through our principles through the first 32, 33 minutes of the game."

Norfolk wilted under the barrage after a first half where it could have stayed closer because of South Carolina foul trouble. Starting bigs Chris Silva and Maik Kotsar were each on the bench but the Spartans were 14-of-22 from the free-throw line, allowing South Carolina to take a 14-point lead into halftime.

"We make those, theoretically, it's a whole different game," Spartans coach Robert Jones said. "We were perfect in the second half."

The lead swelled to as many as 28 in the second half as the Gamecocks cruised to the finish. Norfolk State used a multiple zone look, trying to confuse South Carolina and shut down the reliance on Silva and Kotsar.


It mostly worked, the two combining for 16 points. But when the Gamecocks' guards were firing 3-pointers over the zones, the Spartans had to answer.

They hit 10-of-22 3-pointers but most were at the end with the result already decided. "They weren't making those shots earlier in the year," Jones said.

Martin was glad to see his young team handle another night where Silva and Kotsar weren't large factors.

"When I had the open shot, I shot it," said Gravett, who was one off his career-high. "Everything felt good and it just went in for me."

GAME 1



Official Basketball Box Score -- Game Totals -- Final Statistics

USC Upstate vs South Carolina

11/18/18 7 p.m. ET at Columbia, S.C. (Colonial Life Arena)

USC Upstate 52 • 0-1

##	Player	FG-FGA	3-Ptr	Rebounds	PF	TP	A	TO	Blk	Stl	Min			
00	MOORE, Malik	f 5-11	0-6	6-8	1	8	9	4	16	3	3	0	1	33
05	MOZONE, Bryson	f 2-7	1-5	0-0	0	3	3	3	5	1	0	0	0	19
35	ZINK, Nevin	c 0-1	0-0	0-0	0	3	3	5	0	0	1	0	0	17
02	HAMMOND, Everette	g 5-12	3-4	0-0	1	6	7	3	13	1	1	0	2	29
03	SPAN, Jure	g 2-9	1-4	0-0	1	1	2	5	3	4	4	0	1	20
01	WHITE, Dalvin	g 1-5	1-2	0-0	2	0	2	2	3	4	4	0	0	23
04	MARTIN, Brandon	g 2-3	1-1	1-2	1	0	1	1	6	0	1	1	1	18
10	RYAN, Ross	g 1-2	0-0	0-0	0	2	2	4	2	0	1	2	2	23
15	WELCH, Pat	g 0-2	0-2	0-0	0	0	0	1	0	0	0	0	0	7
23	BOOKER, Thomas	g 1-6	0-4	0-0	0	1	1	0	2	0	1	0	0	11
	Team			2	2	4			2					
	Totals	19-58	7-28	7-10	8	26	34	28	52	10	22	3	7	200

FG % 1st Half: 8-26 30.8%

2nd half: 11-32 34.4%

Game: 19-58 32.8%

3FG % 1st Half: 2-12 16.7%

2nd half: 5-16 31.3%

Game: 7-28 25.0%

FT % 1st Half: 4-6 66.7%

2nd half: 3-4 75.0%

Game: 7-10 70.0%

Deadball Rebounds 1

South Carolina 65 • 1-0

##	Player	FG-FGA	3-Ptr	Rebounds	PF	TP	A	TO	Blk	Stl	Min			
10	MINAYA, Justin	f 1-5	0-3	1-2	1	4	5	1	3	1	0	0	2	30
21	KOTSAR, Maik	f 3-6	0-0	0-1	4	3	7	2	6	0	1	1	3	25
30	SILVA, Chris	f 2-9	0-2	9-12	7	4	11	1	13	0	4	0	2	27
00	LAWSON, A.J.	g 2-10	0-3	5-8	0	2	2	2	9	1	5	0	1	20
04	CAMPBELL, Tre	g 1-7	0-4	1-1	0	1	1	2	3	0	2	0	1	28
02	GRAVETT, Hassani	g 1-6	0-3	4-4	2	10	12	1	6	3	2	1	2	28
13	HAASE, Felipe	g 1-3	0-2	2-2	0	2	2	3	4	0	2	0	0	21
24	BRYANT, Keyshawn	g 8-12	0-1	5-7	3	4	7	1	21	1	3	1	0	21
	Team			2	1	3								
	Totals	19-58	0-18	27-37	19	31	50	13	65	6	19	3	11	200

FG % 1st Half: 9-27 33.3%

2nd half: 10-31 32.3%

Game: 19-58 32.8%

3FG % 1st Half: 0-8 0.0%

2nd half: 0-10 0.0%

Game: 0-18 0.0%

FT % 1st Half: 12-18 66.7%

2nd half: 15-19 78.9%

Game: 27-37 73.0%

Deadball Rebounds 4.2

Officials: Chuck Jones, Bart Lenox, R.B. Clyburn

Technical fouls: USC Upstate-None. South Carolina-None.

Attendance: 10145

Score by periods	1st	2nd	Total
USC Upstate	22	30	52
South Carolina	30	35	65

Last FG - UPST 2nd-00:34. SC 2nd-00:22.

Largest lead - UPST by 7 1st-16:34. SC by 18 2nd-07:45.


UPST led for 04:05. SC led for 34:19. Game was tied for 01:34.

Points	In	Off	2nd	Fast	Bench
UPST	16	11	6	6	13
SC	36	16	17	6	31

Score tied - 1 time.

Lead changed - 2 times.

GAME 2



Official Basketball Box Score -- Game Totals -- Final Statistics

Stony Brook vs South Carolina

11/19/18 7 p.m. ET at Columbia, S.C. (Colonial Life Arena)

Stony Brook 83 • 2-0

##	Player	FG-FGA	3-Ptr	Rebounds	PF	TP	A	TO	Blk	Stl	Min			
03	OLANIYI, Elijah	f 4-14	0-2	8-10	5	4	9	1	16	1	2	0	1	34
15	YEBOA, Akwasi	f 8-24	5-10	3-3	5	6	11	3	24	2	3	0	1	37
04	OTCHERE, Jeff	c 0-0	0-0	0-0	0	0	0	4	0	0	1	2	0	8
00	CORNISH, Jaron	g 4-11	0-2	0-0	0	5	5	1	8	8	1	0	1	30
02	LATIMER, Miles	g 4-10	3-5	0-0	1	2	3	2	11	0	1	0	0	33
01	MOOR, Jules	g 0-1	0-0	1-2	3	0	3	0	1	0	0	0	0	6
10	McKENZIE, Jordan	g 0-1	0-0	0-0	0	2	2	2	0	2	3	0	2	12
21	CHRISTIE, Alex	g 0-0	0-0	0-0	0	1	1	3	0	0	1	0	0	2
23	GARCIA, Andrew	g 4-6	2-3	1-2	1	1	2	4	11	2	0	1	0	19
35	OCHEFU, Anthony	g 3-3	0-0	6-6	2	2	4	2	12	0	1	0	0	19
	Team			5	4	9			2					
	Totals	27-70	10-22	19-23	22	27	49	22	83	15	15	3	5	200

FG % 1st Half: 9-34 26.5%

2nd half: 18-36 50.0%

Game: 27-70 38.6%

3FG % 1st Half: 4-12 33.3%

2nd half: 6-10 60.0%

Game: 10-22 45.5%

FT % 1st Half: 11-12 91.7%

2nd half: 8-11 72.7%

Game: 19-23 82.6%

Deadball Rebounds 4.2

South Carolina 81 • 1-1

##	Player	FG-FGA	3-Ptr	Rebounds	PF	TP	A	TO	Blk	Stl	Min			
00	KLANYI, Maik	f 5-8	0-2	1-2	5	4	9	4	11	2	1	0	0	25
21	KOTSAR, Maik	f 3-5	0-0	1-2	0	0	0	3	7	2	1	1	0	17
30	SILVA, Chris	f 1-5	0-0	5-7	1	1	4	0	7	0	1	1	0	20
00	LAWSON, A.J.	g 8-17	3-8	4-7	0	2	2	1	23	6	2	0	3	35
04	CAMPBELL, Tre	g 5-12	4-7	1-2	1	2	0	15	2	1	0	1	35	
02	GRAVETT, Hassani	g 2-5	1-2	1-2	0	1	1	2	6	1	1	0	0	22
13	HAASE, Felipe	g 1-2	1-2	0-2	1	8	9	3	3	2	0	3	0	23
24	BRYANT, Keyshawn	g 4-9	0-2	1-2	0	2	3	9	3	2	0	0	22	
33	CUDD, Jason	g 0-0	0-0	0-0	0	0	0	1	0	0	0	0	1	
	Team			4	2	6			1					
	Totals	29-63	9-23	14-26	12	21	33	21	81	18	10	5	4	200

FG % 1st Half: 11-25 44.0%

2nd half: 18-38 47.4%

Game: 29-63 46.0%

3FG % 1st Half: 3-9 33.3%

2nd half: 6-14 42.9%

Game: 9-23 39.1%

FT % 1st Half: 7-13 53.8%

2nd half: 7-13 53.8%

Game: 14-26 53.8%

Deadball Rebounds 5

Officials: Steven Anderson, Brian Shey, Nathan Bemis

Technical fouls: Stony Brook-None. South Carolina-None.

Attendance: 9657

Score by periods	1st	2nd	Total
Stony Brook	33	50	83
South Carolina	32	49	81

Last FG - SBU 2nd-00:44. SC 2nd-00:34.

Largest lead - SBU by 9 2nd-08:52. SC by 6 1st-10:19.


SBU led for 23:41. SC led for 11:56. Game was tied for 04:23.

Points	In	Off	2nd	Fast	Bench
SBU	32	11	24	11	24
SC	38	20	19	4	18

Score tied - 9 times.

Lead changed - 7 times.

GAME 3



Official Basketball Box Score -- Game Totals -- Final Statistics

Norfolk State vs South Carolina

11/13/18 7 p.m. ET at Columbia, S.C. (Colonial Life Arena)

Norfolk State 64 • 2-2

##	Player	FG-FGA	3-Ptr	Rebounds	PF	TP	A	TO	Blk	Stl	Min			
22	LONG, Alex	f 3-6	0-0	2-4	1	5	6	1	8	0	3	1	0	33
45	BUTLER, Jordan	f 2-4	0-0	4-4	1	1	2	4	8	0	2	1	0	16
14	THOMAS, Nic	g 5-9	5-7	0-1	0	1	1	1	15	1	1	0	0	30
15	KELLY, C.J.	g 1-2	0-0	1-3	0	1	1	3	3	0	1	1	0	15
34	WHITLEY, Steven	g 1-3	0-1	2-4	0	3	3	4	4	1	7	0	0	26
00	PITT, Mastadi	g 3-8	2-6	0-0	0	0	0	0	1	8	3	1	0	20
01	FITZGERALD, BJ	g 0-0	0-0	0-0	0	2	2	2	0	0	0	0	0	5
04	BRYANT, Jerald	g 3-6	1-4	1-1	0	0	1	1	3	8	1	0	0	9
05	FRANCH, Armani	g 1-3	1-1	2-2	0	0	0	0	2	5	2	0	0	14
32	BORD, Chris	g 0-0	0-0	0-0	0	0	0	0	0	0	0	0	0	1
35	JAMERSON, Derrick	g 1-3	1-2	0-0	1	4	5	0	3	0	0	0	2	19
55	CHAVIS, Kyronze	g 0-3	0-1	2-3	0	3	3	2	2	0	0	0	1	12
	Team			0	0	0								
	Totals	20-47	10-22	14-22	3	21	24	22	64	8	15	3	5	200

FG % 1st Half: 7-17 41.2%

2nd half: 13-30 43.3%

Game: 20-47 42.6%

3FG % 1st Half: 2-5 40.0%

2nd half: 8-17 47.1%

Game: 10-22 45.5%

FT % 1st Half: 7-15 46.7%


2nd half: 7-7 100.0

Game: 14-22 63.6%

Deadball Rebounds 3.1


South Carolina 81 • 2-1

##	Player	FG-FGA	3-Ptr	Rebounds	PF	TP	A	TO	Blk	Stl	Min			
00	LAWSON, A.J.	f 6-13	3-7	3-6	0	6	6	2	18	8	5	1	1	30
10	MINAYA, Justin	f 4-10	1-7	1-1	0	3	3	3	10	2	2	0	1	28
21	KOTSAR, Maik	f 4-4	0-0	0-0	4	4	2	8	1	2	1	0	0	23
30	SILVA, Chris	f 4-6	0-0	1-3	4	3	4	3	8	2	1	3	2	26
04	CAMPBELL, Tre	g 1-7	1-6	0-0	0	4	4	0	3	2	0	0	3	22
01	MOSS, T.J.	g 1-2	1-2											



67

76



GAME 4 (2-2)

Uncasville, Conn.
Mohegan Sun Arena
Nov. 17, 2018

Foul trouble plagues Gamecocks

UNCASVILLE (AP) - David Duke scored 20 points to rally Providence to a 76-61 win over South Carolina and into the finals of the Air Force Reserve Tip-Off tournament on Saturday.


Alpha Diallo added 17 points, nine rebounds and seven assists for the Friars (3-1).

Hassani Gravett scored 14 points to lead four players in double figures for South Carolina (2-2).

The Gamecocks led 35-27 at halftime and by nine points early in the second half. But A.J. Reeves scored eight of his 10 points during a 10-0 Friars' run that put Providence on top 44-43.


The teams went back and forth before three straight dunks gave the Friars a 54-49 lead. Consecutive 3-pointers from Duke and Isaiah Jackson made it 65-54, and brought the raucous pro-Providence crowd to its feet.

Providence will play Michigan on Sunday for the tournament title. South Carolina with face George Washington in the consolation game.



90

55



GAME 5 (3-2)

Uncasville, Conn.
Mohegan Sun Arena
Nov. 18, 2018

Big first half propels Carolina in win


UNCASVILLE (AP) - Chris Silva scored 20 points and grabbed 10 rebounds to lead South Carolina to a 90-55 rout of George Washington in the consolation game of the Air Force Reserve Tip-Off tournament.

A.J. Lawson added 19 points and nine boards for the Gamecocks (3-2), who put the game away early against the winless Colonials (0-5).

South Carolina scored the first 18 points, capped by a 3-pointer from Tre Campbell less than 5 minutes into the game. He was 3-for-3 from behind the arc in first half.


A 3-pointer by Lawson seven minutes later pushed the lead to 40-6. The Gamecocks went into halftime up 56-18 at the half and cruised after intermission, leading by as many as 42 points.

Terry Nolan Jr. led George Washington with 13 points. The Colonials shot 28 percent from the field, including just four baskets on 27 shots in the first half, when the game was decided.



61

81



GAME 6 (3-3)

Columbia, S.C.
Colonial Life Arena
Nov. 26, 2018

Hoover's career night lifts Terriers

COLUMBIA (AP) - Nathan Hoover made nine 3-pointers and scored a career-high 30 points to help Wofford take down South Carolina, 81-61, on Monday night.


Wofford used South Carolina's rocky starts to each half to rout the Gamecocks.

The Gamecocks trailed 19-6 in the first and 44-31 in the second before they found their offense, but the Terriers always seemed to have an answer. All-American candidate Fletcher Magee, held to zero points in the first half due to tight defense from South Carolina's Hassani Gravett, scored eight points out of the locker room to give Wofford (5-2) a double-digit lead.

Like it did in the first half, South Carolina (3-3) came back but couldn't quite get ahead. The Gamecocks got within two points with 11 minutes to play but Wofford scored the next seven points. Chris Silva struggled again with just eight points and freshman star A.J. Lawson was scoreless with foul trouble.

The Gamecocks were led by Felipe Haase and Maik Kotsar, who each scored 13 points.

GAME 4



Official Basketball Box Score - Game Totals - Final Statistics
South Carolina vs Providence
11/17/18 2:30 at Mohegan Sun Arena, Uncasville, Conn.

South Carolina 67 • 2-2														
#	Player	Total	3-Ptr	Rebounds	PF	TP	A	TO	Bk	Stl	Min			
		FG-FA	FG-FA	Off Def Tot										
00	LAWSON, A.J.	* 4-12	1-6	1-4	0	4	4	10	3	4	0	23		
04	CAMPBELL, Tre	* 2-7	0-3	0-0	1	3	4	2	4	1	1	0	24	
10	MINAYA, Justin	* 4-6	0-1	2-2	2	2	4	5	10	2	0	0	24	
21	KOTSAR, Maik	* 2-6	0-0	0-0	2	2	4	4	0	0	2	2	29	
30	SILVA, Chris	* 1-2	0-1	4-4	1	2	3	4	6	0	1	0	13	
01	MOSS, T.J.	5-10	2-5	0-0	0	2	2	0	12	1	1	0	1	20
02	GRAVETT, Hassani	6-11	2-5	0-0	2	5	7	3	14	1	2	2	0	34
13	HAASE, Felipe	1-3	1-2	2-2	0	2	2	4	5	0	1	0	0	17
24	BRYANT, Keyshawn	0-5	0-2	2-2	0	0	0	0	2	0	1	0	0	11
33	CUDD, Jason	0-0	0-0	0-0	1	1	1	0	0	0	1	0	0	5
Team				3		4		7						
Totals		25-62	6-25	11-14	11	27	38	26	67	8	12	2	6	200
FG % 1st Half: 14-32 43.8% 2nd half: 11-30 36.7% Game: 25-62 40.3% Deadball Rebounds 1														
3FG % 1st Half: 5-16 31.3% 2nd half: 1-9 11.1% Game: 6-25 24.0%														
FT % 1st Half: 2-4 50.0% 2nd half: 9-10 90.0% Game: 11-14 78.6%														

Providence 76 • 3-1														
#	Player	FG-FGA	3-Ptr	Rebounds	PF	TP	A	TO	Bk	Stl	Min			
03	DUKE, David	* 8-15	2-4	2-4	1	2	3	2	20	2	3	0	0	34
05	NICHOLS, Jimmy	* 2-2	0-0	0-0	1	3	4	3	4	0	2	1	0	18
10	REEVES, A.J.	* 2-7	1-3	5-5	1	1	2	1	10	0	1	0	2	20
11	DIALLO, Alpha	* 5-8	0-0	7-9	3	6	9	3	17	7	2	1	3	34
13	YOUNG, Kalif	* 1-4	0-0	1-1	2	0	2	2	3	1	0	0	0	14
20	WATSON, Nate	2-8	0-1	5-6	1	7	8	4	9	1	0	1	0	26
01	ASHTON-LANGFORD, M	1-3	0-1	2-2	0	0	0	0	4	0	0	0	0	7
02	MONROE, Kris	0-1	0-0	0-0	0	0	0	1	0	1	0	0	0	2
04	WHITE, Malik	0-3	0-0	0-0	1	1	1	0	0	0	1	0	0	8
15	HOLT, Emmitt	0-0	0-0	0-0	0	0	0	0	0	0	0	0	0	7
44	JACKSON, Isaiah	1-5	1-4	6-7	0	3	3	2	9	1	2	0	0	30
Team				2		5		7		1				
Totals		22-56	4-13	28-34	11	28	39	18	76	13	12	3	5	200
FG % 1st Half: 7-27 25.9% 2nd half: 15-29 51.7% Game: 22-56 39.3%														
3FG % 1st Half: 1-7 14.3% 2nd half: 3-6 50.0% Game: 4-13 30.8%														
FT % 1st Half: 12-14 85.7% 2nd half: 16-20 80.0% Game: 28-34 82.4%														
Deadball Rebounds 2														


GAME 5




Official Basketball Box Score - Game Totals - Final Statistics
George Washington vs South Carolina
11/18/18 4:01 pm at Mohegan Sun Arena, Uncasville, Conn

George Washington 55 • 0-5														
#	Player	Total	3-Ptr	Rebounds	PF	TP	A	TO	Bk	Stl	Min			
		FG-FGA	FG-FGA	FT-FTA	Off	Def	Total							
00	MAZZULLA, Justin	* 1-5	0-2	0-0	0	4	4	3	2	1	1	0	0	19
01	NOLAN JR, Terry	* 5-13	3-8	0-0	0	3	3	13	0	2	0	0	0	23
02	POTTER, Arnel	* 1-4	0-3	0-0	1	0	1	0	2	1	2	0	1	21
11	TORO, Arnaldo	* 1-3	0-0	4-4	0	4	4	6	0	3	0	2	0	20
13	WILLIAMS, DJ	* 2-11	0-3	8-13	3	6	9	0	12	3	2	0	0	34
04	WILLIAMS, Justin	1-2	0-0	0-0	0	2	2	1	2	0	0	0	0	10
05	MITOLA, Adam	1-2	1-2	0-0	0	0	0	3	0	0	0	0	1	11
12	BROWN, Shandon	0-3	0-2	2-2	0	1	1	1	2	3	0	0	1	19
14	JACK, Maceo	1-7	1-6	2-2	1	1	2	0	5	2	1	1	0	13
15	OFFRUM, Mezie	0-0	0-0	1-2	0	1	1	1	1	0	5	0	0	10
32	LANGARICA, Javier	1-4	0-1	0-0	1	0	1	3	2	0	0	0	1	9
35	LITTLES, Marcus	2-4	0-0	1-2	0	1	1	0	5	1	0	0	0	11
Team				1		2		3						
Totals		16-58	5-27	18-25	7	25	32	16	55	11	16	1	6	200
FG % 1st Half: 4-27 14.8% 2nd half: 12-31 38.7% Game: 16-58 27.6% Deadball Rebounds 7														
3FG % 1st Half: 1-12 8.3% 2nd half: 4-15 26.7% Game: 5-27 18.5%														
FT % 1st Half: 9-10 90.0% 2nd half: 9-15 60.0% Game: 18-25 72.0%														

South Carolina 90 • 3-2														
#	Player	Total	3-Ptr	Rebounds	PF	TP	A	TO	Bk	Stl	Min			
		FG-FGA	FG-FGA	FT-FT	Off	Def	Total							
00	LAWSON, A.J.	* 7-9	2-3	3-7	2	7	9	3	19	5	3	0	0	31
04	CAMPBELL, Tre	* 3-7	3-5	0-0	0	1	1	0	9	4	0	0	2	23
10	MINAYA, Justin	* 1-4	1-2	0-0	2	5	7	5	3	1	1	0	0	21
21	KOTSAR, Maik	* 6-12	0-0	0-2	0	2	2	4	12	1	1	0	0	24
30	SILVA, Chris	* 10-20	2-2	4-5	3	7	10	3	20	2	1	2	0	30
01	MOSS, T.J.	3-5	3-4	2-2	0	2	2	3	11	2	5	0	0	18
02	GRAVETT, Hassani	0-5	0-4	0-0	0	1	1	2	0	0	2	0	0	20
13	HAASE, Felipe	3-8	2-4	0-0	1	2	3	2	8	1	1	0	1	19
24	BRYANT, Keyshawn	4-9	0-1	0-0	1	3	4	8	3	1	0	0	0	14
Team				4		5		9						
Totals		34-69	13-25	9-16	13	35	48	26	90	19	15	3	7	200
FG % 1st Half: 20-31 64.5% 2nd half: 14-38 36.8% Game: 34-69 49.3% Deadball Rebounds 4														
3FG % 1st Half: 9-11 81.8% 2nd half: 4-14 28.6% Game: 13-25 52.0%														
FT % 1st Half: 7-10 70.0% 2nd half: 2-6 33.3% Game: 9-16 56.3%														
Officials: Donnie Eppley, Chuck Jones, John Floyd Technical fouls: George Washington-None. South Carolina-None. Attendance: 10561														
Score by periods		1st	2nd	Total										
George Washington		18	37	55										
South Carolina		56	34	90										
Last FG - GW 2nd-00:27, SC 2nd-00:45. Largest lead - GW None, SC by 42 1st-01:26. GW led for 00:00, SC led for 39:32. Game was tied for 00:28.														



85



79

GAME 7 (4-3)

Columbia, S.C.
Colonial Life Arena
Nov. 30, 2018

Lawson and Gravett combine for 48

COLUMBIA (AP) - South Carolina's A.J. Lawson and Hassani Gravett each notched a career-high in points as the Gamecocks held on to beat Coastal Carolina 85-79 on Friday night.

Lawson was scoreless in South Carolina's last game, but with preseason All-SEC selection Chris Silva again in early foul trouble Friday, he shouldered the scoring load with 25 points against the Chanticleers. Gravett added 23.

The Gamecocks (4-3) erased an eight-point deficit in the first half to lead by nine at the break, but the Chanticleers, who hit 11 3-pointers, never went away.


Coastal erased a 10-point deficit to lead by one seven minutes into the first half, but Silva, playing with three fouls, woke up. He swished a soft hook shot from the right side, put a miss back with a thunderous dunk and tightened his defense.

His six points when the game was tied at 61 made up most of a 9-0 USC run to give the Gamecocks a comfortable lead. Silva ended with nine points and five rebounds, crediting the burst to clearing his mind.


"I think I just been overthinking, putting too much pressure on myself," Silva said. "I kind of forgot how to enjoy the game. Coach told me to go out there and play as hard as you can and enjoy the game."

The Chanticleers' Zac Cuthbertson and his teammates' long-range shooting kept Coastal close but South Carolina, in the bonus with 12 minutes to play, kept hitting free throws. The Gamecocks were 25-of-33 from the line and stroked 10 3-pointers of their own.

"We know that this team, right now, the game goes through Silva and (forward Maik) Kotsar," Coastal coach Cliff Ellis said. "You got to make other people beat you. Well, Gravett did what he's supposed to do."



64



73

GAME 8 (4-4)

Laramie, Wyo.
Arena Auditorium
Dec. 5, 2018


Gamecocks suffer first road loss

LARAMIE (AP) - Justin James scored 20 points, grabbed 12 rebounds and dished out five assists as Wyoming came back in the second half to beat South Carolina 73-64 Wednesday night.


James scored 15 of his points in the second half to help Wyoming (3-6) overcome a 37-33 halftime deficit. The Cowboys opened the second half with a 17-4 run and extended their lead to as many as 12 points. The Gamecocks could get no closer than two possessions the rest of the game.

Jake Hendricks contributed 16 points, and TJ Taylor 11 for Wyoming, which made 10 of 20 3-pointers on the night.

South Carolina (4-4) was led by A.J. Lawson's 15 points and nine rebounds. Chris Silva had 11 points and eight rebounds. The Gamecocks converted just 3 of 20 of their 3-point attempts.



78



89

GAME 9 (4-5)

Ann Arbor, Mich.
Crisler Center
Dec. 8, 2018

Silva 3rd double-double of the year

ANN ARBOR (AP) - Jordan Poole scored 19 of his 26 points in the second half, and No. 5 Michigan remained unbeaten with an 89-78 victory over South Carolina on Saturday.

The Gamecocks (4-5) scored more points than any team all season against Michigan. But the Wolverines (10-0) were ahead by six at halftime, and they led comfortably for most of the second half.


Iggy Brazdeikis scored 17 points and Jon Teske added 15 for Michigan. Chris Silva led South Carolina with 18.

Michigan was coming off its first close game of the season - a two-point win at Northwestern on Tuesday night. The Wolverines were uncharacteristically careless against South Carolina, turning the ball over 11 times in the first half.

Still, Michigan went on a 13-2 run near the end of the first and led 42-36 at halftime.

Poole went to work in the second half with a pair of 3-pointers and a dunk, putting the Wolverines up 56-45. The sophomore guard scored 15 points in the first 10 minutes of the half.

GAME 7



Official Basketball Box Score - Game Totals - Final Statistics

Coastal Carolina vs South Carolina

11/30/18 7 p.m. ET at Columbia, S.C. (Colonial Life Arena)

Coastal Carolina 79 • 4-4

	Total	3-Ptr	Rebounds	PF	TP	A	TO	Blk	Stl	Min
## Player	FG-FGA	FG-FGA	FT-FTA	Off Def Tot						
11 BAMBA, Amidou	f 3-11	0-0	1-1	1 2 3	2	7	1	2	2	21
40 CUTHBERTSON, Zac	f 8-15	3-4	5-7	5 7 12	4	24	3	1	1	32
04 SANDERS, Ajay	g 2-7	2-3	2-2	1 2 3	2	8	3	2	0	24
10 GUMBS-FRATER, T.	g 2-7	0-2	2-3	1 2 3	4	6	1	1	0	18
14 BROWN, Trevion	g 1-8	0-5	3-4	1 6 7	3	5	2	6	0	31
01 PIERCE, David	g 3-6	3-5	1-2	0 1 1	5	10	0	4	0	21
03 JONES, Devante	0-0	0-0	0 0 0	0 0 0	0	0	0	0	0	2
13 KRALL, David	3-4	3-3	0-0	0 1 1	2	9	2	0	0	27
15 HIPPOLYTE, Isaac	0-0	0-0	0 0 1	1 1 1	0	0	0	0	0	5
33 BURTON, Tommy	3-6	0-1	4-4	4 1 5	1	10	0	2	0	19
Team				3 1 4						
Totals	25-64	11-23	18-23	16 24 40	24	79	12	18	3	200

FG % 1st Half: 12-29 41.4% 2nd half: 13-35 37.1% Game: 25-64 39.1%
3FG % 1st Half: 7-13 53.8% 2nd half: 4-10 40.0% Game: 11-23 47.8%
FT % 1st Half: 10-13 76.9% 2nd half: 6-10 60.0% Game: 18-23 78.3%

South Carolina 85 • 4-3

	Total	3-Ptr	Rebounds	PF	TP	A	TO	Blk	Stl	Min
## Player	FG-FGA	FG-FGA	FT-FTA	Off Def Tot						
21 KOTSAR, Maik	f 2-4	1-1	2-2	3 5 8	2	7	1	0	3	29
24 BRYANT, Keyshawn	f 3-8	0-0	1-1	3 1 4	2	7	1	2	1	17
30 SILVA, Chris	f 4-9	0-0	1-2	1 4 5	4	9	1	3	6	1
00 LAWSON, A.J.	g 6-10	2-5	11-15	2 4 6	2	25	2	4	0	38
01 MOSS, T.J.	g 1-8	1-5	1-2	0 4 4	0	4	0	0	0	25
02 GRAVETT, Hassani	7-10	4-7	5-7	0 2 2	3	23	4	2	0	34
04 CAMPBELL, Tre	1-1	1-1	0-0	0 0 0	3	1	2	1	0	6
13 HAASE, Felipe	1-6	1-6	4-4	0 2 2	7	2	2	1	0	23
20 FRINK, Alanzo	0-2	0-1	0-0	1 0 1	2	0	1	1	0	9
Team				0 2 2						
Totals	25-58	10-26	25-33	10 24 34	17	85	13	16	12	200

FG % 1st Half: 17-40 42.5% 2nd half: 8-18 44.4% Game: 25-58 43.1%
3FG % 1st Half: 8-18 44.4% 2nd half: 2-8 25.0% Game: 10-26 38.5%
FT % 1st Half: 8-9 88.9% 2nd half: 17-24 70.8% Game: 25-33 75.8%

Officials: Anthony Jordan, Owen Shortt, Josue Nieves

Technical fouls: Coastal Carolina-None. South Carolina-None.

Attendance: 9315


Score by periods	1st	2nd	Total
Coastal Carolina	41	38	79
South Carolina	50	35	85

Points In Off 2nd Fast
COU 26 14 13 10 29
SC 24 15 12 10 33

Score tied - 8 times.
Lead changed - 7 times.

Last FG - COU 2nd-01:05, SC 2nd-03:20.
Largest lead - COU by 8 1st-13:44, SC by 10 2nd-19:46.
COU led for 08:54. SC led for 27:21. Game was tied for 03:45.

GAME 8



Official Basketball Box Score - Game Totals - Final Statistics

South Carolina vs Wyoming

12/05/18 7:06 pm at

South Carolina 64 • 4-4

	Total	3-Ptr	Rebounds	PF	TP	A	TO	Blk	Stl	Min
## Player	FG-FGA	FG-FGA	FT-FTA	Off Def Tot						
21 KOTSAR, Maik	f 3-6	0-1	0-0	1 4 5	4	6	1	0	0	17
24 BRYANT, Keyshawn	f 2-7	0-1	2-2	0 4 4	5	6	1	0	1	16
30 SILVA, Chris	f 3-14	0-2	5-8	3 5 8	2	11	2	1	3	36
00 LAWSON, A.J.	g 5-16	2-9	3-3	2 7 9	2	15	1	6	1	31
01 MOSS, T.J.	g 3-7	1-4	0-0	0 2 2	2	7	4	4	0	32
02 GRAVETT, Hassani	0-2	0-1	2-2	0 1 1	1	2	2	2	0	18
04 CAMPBELL, Tre	1-3	0-2	3-3	1 4 5	2	5	1	0	0	19
13 HAASE, Felipe	3-8	0-0	2-2	0 2 2	3	8	1	2	0	25
20 FRINK, Alanzo	2-3	0-0	0 0 1	1 0 1	2	4	0	1	0	6
Team				6 0 6						
Totals	22-66	3-20	17-20	14 29 43	23	64	13	16	5	200

FG % 1st Half: 13-35 37.1% 2nd half: 9-31 29.0% Game: 22-66 33.3%
3FG % 1st Half: 2-14 14.3% 2nd half: 1-6 16.7% Game: 3-20 15.0%
FT % 1st Half: 9-11 81.8% 2nd half: 8-9 88.9% Game: 17-20 85.0%

Wyoming 73 • 3-6

	Total	3-Ptr	Rebounds	PF	TP	A	TO	Blk	Stl	Min
## Player	FG-FGA	FG-FGA	FT-FTA	Off Def Tot						
10 THOMPSON, Hunter	f 2-10	1-5	1-1	0 4 4	5	6	3	3	1	30
00 HENDRICKS, Jake	g 5-8	5-8	1-2	0 3 3	1	16	0	0	0	2
01 JAMES, Justin	g 6-10	2-2	6-6	0 12 12	3	20	5	5	0	31
03 REDDING, Nyaires	g 1-2	0-0	7-8	0 1 1	0	9	0	0	0	25
24 MALDONADO, Hunter	g 3-11	2-4	1-3	0 5 5	3	9	4	3	1	37
02 BANKS, A.J.	0-1	0-0	0-0	0 0 0	0	0	1	0	0	6
13 TAYLOR, TJ	3-4	0-0	5-8	0 4 4	3	11	1	2	0	29
20 PORTER, Brandon	1-2	0-1	0-0	0 0 0	5	2	0	1	0	8
Team				1 1 2						
Totals	21-48	10-20	21-28	1 30 31	20	73	14	14	2	200

FG % 1st Half: 10-23 43.5% 2nd half: 11-25 44.0% Game: 21-48 43.8%
3FG % 1st Half: 5-9 55.6% 2nd half: 5-11 45.5% Game: 10-20 50.0%
FT % 1st Half: 8-11 72.7% 2nd half: 13-17 76.5% Game: 21-28 75.0%

Officials: Eric Curry, Gerry Pollard, Chuck Jones

Technical fouls: South Carolina-None. Wyoming-PORTER, Brandon.

Attendance: 3657


Score by periods	1st	2nd	Total
South Carolina	37	27	64
Wyoming	33	40	73

Points In Off 2nd Fast
SC 26 13 8 6 19
WY 18 15 2 2 13

Score tied - 0 times.
Lead changed - 1 time.

Last FG - SC 2nd-01:14, WY 2nd-02:07.
Largest lead - SC by 9 1st-11:55, WY by 12 2nd-11:00.
SC led for 22:18. WY led for 16:07. Game was tied for 01:35.

GAME 9



Official Basketball Box Score - Game Totals - Final Statistics

South Carolina vs Michigan

12/08/18 12:00 pm at Ann Arbor, Mich. (Crisler Center)

South Carolina 78 • 4-5

	Total	3-Ptr	Rebounds	PF	TP	A	TO	Blk	Stl	Min
## Player	FG-FGA	FG-FGA	FT-FTA	Off Def Tot						
21 KOTSAR, Maik	f 7-10	0-0	2-2	0 1 1	2	16	2	5	1	30
24 BRYANT, Keyshawn	f 6-13	0-0	1-1	0 4 4	2	13	2	0	1	31
30 SILVA, Chris	f 7-13	1-1	3-7	4 8 12	5	18	2	0	1	29
00 LAWSON, A.J.	g 3-7	1-2	3-4	0 0 0	2	10	5	2	0	23
01 MOSS, T.J.	g 1-1	0-0	0-0	0 1 1	2	2	2	2	0	12
02 GRAVETT, Hassani	3-3	3-3	0-0	0 0 0	2	9	0	0	0	20
04 CAMPBELL, Tre	1-4	0-2	0-0	0 1 1	0	2	1	1	0	22
13 HAASE, Felipe	1-4	0-0	0-0	1 1 2	3	2	0	0	0	11
20 FRINK, Alanzo	2-3	0-1	0-0	0 0 0	3	4	0	0	0	10
23 HINSON, Evan	1-4	0-2	0-0	1 0 1	0	2	0	0	0	12
Team				1 1 2						
Totals	32-62	5-11	9-14	7 17 24	21	78	14	10	3	200

FG % 1st Half: 15-32 46.9% 2nd half: 17-30 56.7% Game: 32-62 51.6%
3FG % 1st Half: 2-4 50.0% 2nd half: 3-7 42.9% Game: 5-11 45.5%
FT % 1st Half: 4-7 57.1% 2nd half: 5-7 71.4% Game: 9-14 64.3%

Michigan 89 • 10-0

	Total	3-Ptr	Rebounds	PF	TP	A	TO	Blk	Stl	Min
## Player	FG-FGA	FG-FGA	FT-FTA	Off Def Tot						
11 Ignas Brazdeikis	f 3-10	0-4	11-12	1 5 6	3	17	0	2	1	0
15 Jon Teske	c 6-9	0-0	3-5	3 6 9	4	15	1	2	3	0
01 Charles Matthews	g 4-8	2-4	2-4	4 2 6	2	12	1	1	0	1
02 Jordan Poole	g 8-12	4-7	6-7	0 5 5	0	26	4	4	0	1
03 Zavier Simpson	g 3-7	0-1	1-2	0 3 3	1	7	7	4	0	3
04 Isiah Livers	4-7	4-7	0-0	1 2 3	3	12	0	1	0	25
51 Austin Davis	0-0	0-0	0-0	1 1 2	1	0	0	1	0	4
55 Eli Brooks	0-1	0-1	0-0	0 0 0	0	0	0	1	0	6
Team				3 0 3						
Totals	28-54	10-24	23-30	13 24 37	14	89	13	16	4	5

FG % 1st Half: 14-27 51.9% 2nd half: 14-27 51.9% Game: 28-54 51.9%
3FG % 1st Half: 3-11 27.3% 2nd half: 7-13 53.8% Game: 10-24 41.7%
FT % 1st Half: 11-14 78.6% 2nd half: 12-16 75.0% Game: 23-30 76.7%

Officials: Donnie Eppley, Courtney Green, Terry Oglesby

Technical fouls: South Carolina-None. Michigan-None.

Attendance: 12707

2018-19 Men's Basketball, Round: 0, Michigan vs South Carolina. Played at .

Score by periods	1st	2nd	Total
South Carolina	36	42	78
Michigan	42	47	89

Points In Off 2nd Fast
SC 26 14 13 10 29
MI 26 14 23 8 11 19

Score tied - 6 times.
Lead changed - 6 times.

Last FG - SC 2nd-01:11, MI 2nd-01:35.
Largest lead - SC by 3 1st-09:36, MI by 16 2nd-06:21.
SC led for 02:20. MI led for 35:11. Game was tied for 02:29.


GR. - G - 6-0 - 183 - WASHINGTON, D.C./ST. JOHN'S COLLEGE HS/GEORGETOWN

CAREER HIGHS

Points	21	at Xavier (Jan. 19, 2016)
FG	7	at Xavier (Jan. 19, 2016)
FGA	13	vs. Villanova (March 10, 2016)
3FG	5	at Xavier (Jan. 19, 2016)
3FGA	9	vs. Villanova (March 10, 2016)
FT Made	4	4x, last vs. USC Upstate (Nov. 12, 2016)
FT Attempts	6	vs. Seton Hall (March 7, 2015)
Rebounds	5	6x, last at Wyoming (Dec. 5, 2018)
Assists	5	vs. Seton Hall (Feb. 17, 2016)
Blocks	1	vs. Radford (Nov. 14, 2015)
Steals	4	vs. Radford (Dec. 13, 2014)
Minutes	35	vs. Stony Brook (Nov. 9, 2018)

SUPERLATIVES

	'18-19	Career
Double-figure scoring	1	10
Double-figure rebounding	-	-
Double-double	-	-
3+ assists	1	12
Team high scoring	-	1
Team high rebounding	-	-
Team high assists	-	3
Team high steals	1	15



2018-19 GAME-BY-GAME

OPPONENT	MIN	FG	PCT.	3FG	PCT.	FT	PCT.	O-D-T	PF	A	TO	BLK	STL	PTS
USC Upstate*	28	1-7	.142	0-4	.000	1-1	1.000	0-1-1	2	0	2	0	1	3
Stony Brook*	35	5-12	.416	4-7	.571	1-2	.500	1-1-2	0	2	1	0	1	15
Norfolk State*	22	1-7	.142	1-6	.167	0-0	.000	0-4-4	0	2	0	0	3	3
vs. Providence*	24	2-7	.285	0-3	.000	0-0	.000	1-3-4	2	1	1	0	0	4
vs. GW*	23	3-7	.429	3-5	.600	0-0	.000	0-1-1	0	4	0	0	2	9
Wofford*	17	1-6	.167	0-4	.000	2-2	1.000	0-0-0	1	2	0	0	0	4
Coastal Carolina	6	1-1	1.000	1-1	1.000	0-0	.000	0-0-0	0	1	2	1	0	3
at Wyoming	19	1-3	.333	0-2	.000	3-3	1.000	1-4-5	2	1	0	0	2	5
at Michigan	22	1-4	.250	0-2	.000	0-0	.000	0-1-1	0	1	1	0	2	2
Virginia														
Clemson														
N. Greenville														
at Florida														
at Miss. State														
Missouri														
at Vanderbilt														
at LSU														
Auburn														
at Okla. State														
Tennessee														
at Georgia														
at Kentucky														
Arkansas														
at Tennessee														
Texas A&M														
Ole Miss														
at Miss. State														
Alabama														
at Missouri														
at Texas A&M														
Georgia														
* indicates starter														

PLAYER BIO

2018-19

- > Matched career high with five rebounds at Wyoming (12/5)
- > Had nine points thanks to a trio of 3s in blowout win vs. George Washington (11/18), also had four assists and two steals
- > Collected a team-high three steals in win vs. Norfolk State (11/13)
- > Scored 15 points with two assists in a career high 35 minutes vs. Stony Brook (11/9)

Career Highlights

- > Career high 21 points vs. Xavier (1/19/16), while at Georgetown
- > Also hit a career high five 3s vs. the Musketeers
- > Saw action in 84 career games for the Hoyas, averaging 3.7 points and 1.3 assists per game

Personal

- > Four-star prospect according to 247sports.com following prep career at St. John's College High School
- > Averaged 12.2 points per game as a senior at St. John's
- > 2013-14 All-Washington Catholic Athletic Conference First-Team Honoree
- > Son of Donald and Gina Campbell; has a sister, Brianna
- > Favorite athlete is Allen Iverson
- > His go to meal is his mom's fried chicken and mac & cheese
- > A mass communications major

CAREER STATISTICS

Season	GP-GS	Min	Avg	FG	FGA	Pct	3FG	3FGA	Pct	FT	FTA	Pct	Off	Def	Tot	Avg	PF	FO	Ast	TO	Blk	Stl	Pts	Avg
2014-15*	33-1	453	13.7	37	98	.378	21	58	.362	18	26	.692	4	30	34	1.0	30	0	29	10	0	19	113	3.4
2015-16*	30-20	627	20.9	40	131	.305	20	74	.270	24	31	.774	13	41	54	1.8	42	0	50	26	2	22	124	4.1
2016-17*	21-0	294	14.0	23	61	.377	12	35	.343	13	21	.619	3	23	26	1.2	17	0	28	19	0	12	71	3.4
2018-19	9-6	196	21.8	16	54	.296	9	34	.265	7	8	.875	3	15	18	2.0	7	0	14	7	1	11	48	5.3
Totals	93-27	1570	16.9	116	344	.337	62	201	.308	62	86	.721	23	109	132	1.4	96	0	121	62	3	64	356	3.8

*AT GEORGETOWN

(SEC ONLY)

Season	GP-GS	Min	Avg	FG	FGA	Pct	3FG	3FGA	Pct	FT	FTA	Pct	Off	Def	Tot	Avg	PF	FO	Ast	TO	Blk	Stl	Pts	Avg
2019																								

2 HASSANI GRAVETT


R-SR. - G - 6-2 - 188 - VILLA RICA, GA./ALEXANDER/PENSACOLA STATE COLLEGE

CAREER HIGHS

Points	23	vs. Coastal Carolina (Nov. 30, 2018)
FG	8	at Mississippi State (Feb. 24, 2018)
FGA	13	3x, last at Mississippi State (Feb. 24, 2018)
3FG	5	vs. Norfolk State (Nov. 13, 2018)
3FGA	10	vs. Illinois State (Nov. 16, 2017)
FT Made	6	vs. UMass (Dec. 2, 2017)
FT Attempts	9	vs. UMass (Dec. 2, 2017)
Rebounds	12	vs. USC Upstate (Nov. 6, 2018)
Assists	9	vs. UTEP (Nov. 17, 2017)
Blocks	2	2x, last vs. Norfolk State (Nov. 13, 2018)
Steals	3	vs. UMass (Dec. 2, 2017)
Minutes	41	at Mississippi State (Feb. 24, 2018)

SUPERLATIVES

	'18-19	Career
Double-figure scoring	4	14
Double-figure rebounding	1	2
Double-double	-	-
3+ assists	3	27
Team high scoring	2	6
Team high rebounding	2	6
Team high blocks	1	5
Team high assists	2	25



2018-19 GAME-BY-GAME

OPPONENT	MIN	FG	PCT.	3FG	PCT.	FT	PCT.	O-D-T	PF	A	TO	BLK	STL	PTS
USC Upstate	28	1-6	.167	0-3	.000	4-4	1.000	2-10-12	1	3	2	1	2	6
Stony Brook	22	2-5	.400	1-2	.500	1-2	.500	0-1-1	2	1	1	0	0	6
Norfolk State	26	6-9	.667	5-6	.833	1-2	.500	2-2-4	2	4	0	2	0	18
vs. Providence	34	6-11	.545	2-5	.400	0-0	.000	2-5-7	3	1	2	0	2	14
vs. GW	20	0-5	.000	0-4	.000	0-0	.000	0-1-1	2	0	2	0	0	0
Wofford*	39	3-7	.429	2-5	.400	3-3	1.000	2-4-6	1	1	1	0	1	11
Coastal Carolina	34	7-10	.700	4-7	.571	5-7	.714	0-2-2	3	4	2	0	0	23
at Wyoming	18	0-2	.000	0-1	.000	2-2	1.000	0-1-1	1	2	2	0	0	2
at Michigan	20	3-3	1.000	3-3	1.000	0-0	.000	0-0-0	2	0	0	0	0	9
Virginia														
Clemson														
N. Greenville														
at Florida														
at Miss. State														
Missouri														
at Vanderbilt														
at LSU														
Auburn														
at Okla. State														
Tennessee														
at Georgia														
at Kentucky														
Arkansas														
at Tennessee														
Texas A&M														
Ole Miss														
at Miss. State														
Alabama														
at Missouri														
at Texas A&M														
Georgia														
* indicates starter														

PLAYER BIO

2018-19

- > Went 3-for-3 from downtown, scoring nine points in 20 minutes at No. 5/5 Michigan (12/8)
- > Scored career-high 23 points in win vs. Coastal Carolina (11/30), made four 3s and was 7-for-10 from the field
- > Started for the first time and scored 11 points in 39 minutes vs. Wofford (11/26), hit a pair of 3s and also pulled down six rebounds
- > Led the Gamecocks with 14 points on 6-of-11 shooting vs. Providence (11/17); also pulled down a team high seven rebounds vs. the Friars
- > Connected on a career-high five attempts from beyond the arc, en route to team high honors with 18 points, while adding four assists and matching a career high with two blocks in win vs. Norfolk State (11/13)
- > Pulled down a career high 12 rebounds in season opener vs. USC Upstate (11/6)

Career Highlights

- > Part of South Carolina's 2016-17 Final Four squad
- > Took over lead point guard duties during the 2017-18 season, leading the team with 3.6 assists per game
- > Had 19 points at Miss. State (2/24/18), including a game-tying 3 at the end of regulation to push the contest to OT
- > Dished out a career high nine assists in Gamecock win vs. UTEP (11/17/17)

Personal

- > Prior to time at Carolina, spent one season at Pensacola State College, earning Panhandle Conference Player of the Year honors after averaging 16.1 points per game
- > Following senior season at Alexander High School, was named the Georgia 4A Player of the Year
- > Son of Chris and Mekia Gravett and Aniya Lamyotte
- > Has two brothers, Nicholas McFarland and Christian Gravett
- > Lived in Italy for two years growing up
- > Other than basketball, his favorite sport is soccer
- > A public health major

CAREER STATISTICS

Season	GP-GS	Min	Avg	FG	FGA	Pct	3FG	3FGA	Pct	FT	FTA	Pct	Off	Def	Tot	Avg	PF	FO	Ast	TO	Blk	Stl	Pts	Avg
2016-17	35-3	582	16.6	39	133	.293	15	69	.217	20	31	.645	16	41	57	1.6	48	1	49	37	1	14	113	3.2
2017-18	30-22	778	25.9	75	188	.399	28	87	.322	44	64	.688	17	92	109	3.6	58	0	107	68	7	12	222	7.4
2018-19	9-1	241	26.8	28	58	.483	17	36	.472	16	20	.800	8	26	34	3.8	17	0	16	12	3	5	89	9.9
Totals	74-26	1601	21.6	142	379	.375	60	192	.313	80	115	.696	41	159	200	2.7	123	1	172	117	11	31	424	5.7
(SEC ONLY)																								
Season	GP-GS	Min	Avg	FG	FGA	Pct	3FG	3FGA	Pct	FT	FTA	Pct	Off	Def	Tot	Avg	PF	FO	Ast	TO	Blk	Stl	Pts	Avg
2017	17-2	284	16.7	18	61	.295	8	33	.242	12	17	.706	9	15	24	1.4	23	0	23	17	0	7	56	3.3
2018	15-8	403	26.9	38	88	.432	17	43	.395	17	22	.773	10	37	47	3.1	28	0	50	36	5	6	110	7.3
Totals	32-10	687	21.5	56	149	.376	25	76	.329	29	39	.744	19	52	71	2.2	51	0	73	53	5	13	166	5.2

30 | CHRIS SILVA

SR. - FORWARD - 6-9 - 223 - LIBREVILLE, GABON/ROSELLE CATHOLIC

CAREER HIGHS

Points	27	2x, last vs. Kentucky (Jan. 16, 2018)
FG	10	at FIU (Nov. 27, 2017)
FGA	17	vs. Kentucky (Jan. 16, 2018)
3FG	2	vs. George Washington (Nov. 18, 2018)
3FGA	2	4x, last vs. George Washington (Nov. 18, 2018)
FT Made	13	vs. Ole Miss (March 7, 2018)
FT Attempts	20	vs. Ole Miss (March 7, 2018)
Rebounds	13	2x, last at Ole Miss (Dec. 31, 2017)
Assists	4	at Georgia (Jan. 13, 2018)
Blocks	6	vs. Coastal Carolina (Nov. 30, 2018)
Steals	3	4x, last at Wyoming (Dec. 5, 2018)
Minutes	38	vs. Ole Miss (March 7, 2018)

SUPERLATIVES

	'18-19	Career
Double-figure scoring	4	59
Double-figure rebounding	3	21
Double-double	3	18
2+ blocks	4	43
Team high scoring	2	18
Team high rebounding	3	50
Team high blocks	5	53



2018-19 GAME-BY-GAME

OPPONENT	MIN	FG	PCT.	3FG	PCT.	FT	PCT.	O-D-T	PF	A	TO	BLK	STL	PTS
USC Upstate*	27	2-9	.222	0-2	.000	9-12	.750	7-4-11	1	0	4	0	2	13
Stony Brook*	20	1-5	.200	0-0	.000	5-7	.714	1-1-2	4	0	1	1	0	7
Norfolk State*	26	4-6	.667	0-0	.000	0-1	.000	1-3-4	3	2	1	3	2	8
vs. Providence*	13	1-2	.500	0-1	.000	4-4	1.000	1-2-3	4	0	1	0	0	6
vs. GW*	30	7-10	.700	2-2	1.000	4-5	.800	3-7-10	3	2	1	2	0	20
Wofford*	21	3-8	.375	0-0	.000	2-4	.500	2-3-5	4	2	4	0	0	8
Coastal Carolina*	19	4-9	.444	0-0	.000	1-2	.500	1-4-5	4	1	3	6	1	9
at Wyoming*	36	3-14	.214	0-2	.000	5-8	.625	3-5-8	2	2	1	3	3	11
at Michigan*	29	7-13	.538	1-1	1.000	3-7	.429	4-8-12	5	2	0	1	0	18
Virginia														
Clemson														
N. Greenville														
at Florida														
at Miss. State														
Missouri														
at Vanderbilt														
at LSU														
Auburn														
at Okla. State														
Tennessee														
at Georgia														
at Kentucky														
Arkansas														
at Tennessee														
Texas A&M														
Ole Miss														
at Miss. State														
Alabama														
at Missouri														
at Texas A&M														
Georgia														
* indicates starter														

PLAYER BIO

2018-19

> Preseason accolades include: All-SEC First Team (media, coaches); Karl Malone Award Watch List; Wooden Award Preseason Top 50 Watch List; Naismith Trophy Watch List

> Recorded third double-double of the season with 18 points and 12 rebounds at No. 5/5 Michigan (12/8)

> Scored 11 points with eight rebounds, three blocks and three steals (tied career high) at Wyoming (12/5)

> Had career-high six blocks in win vs. Coastal Carolina (11/30), also tallied nine points with five rebounds

> Led team with 20 points and 10 rebounds in blowout win vs. George Washington (11/18), made a career-high two 3s and had a pair of blocks in a season-high 30 minutes

> Solid all around game in win vs. Norfolk State (11/13), 8 points, 4 rebounds, 2 assists, 3 blocks and 2 steals

> Collected first double-double of the season and the 16th of his career with 13 points and 11 rebounds in season opener vs. USC Upstate (11/6)

Career Highlights

> Part of Carolina's 2016-17 Final Four squad, averaging 13.0 points, 8.8 rebounds 81.6% (31-38) from the foul line and 1.6 blocks per game in NCAA Tournament action

> Led the Gamecocks with 14.3 points and 8.0 rebounds per game as a junior, en route to All-SEC First-Team, All-Defensive Team and co-Defensive Player of the Year accolades from league coaches

> 1,000-point scorer at Carolina

> As a junior, led the SEC and ranked second nationally in free throw attempts (283) and sixth nationally in free throws made (213)

> Entering 2018-19 season - 55 double-figure scoring games, 15 double-doubles and 39 games with two or more blocks

Personal

> A four-star prospect following prep career at Roselle Catholic

> Did not play organized basketball until coming to the United States prior to his junior season of high school

> Has three brothers, Lucas, Matthew and Phillip

> Speaks English, French and Portuguese

> An integrated technology major

> His favorite athlete is Kevin Durant

CAREER STATISTICS

Season	GP-GS	Min	Avg	FG	FGA	Pct	3FG	3FGA	Pct	FT	FTA	Pct	Off	Def	Tot	Avg	PF	FO	Ast	TO	Blk	Stl	Pts	Avg
2015-16	32-6	425	13.3	53	110	.482	0	0	.000	67	110	.609	56	87	143	4.5	100	3	6	34	28	14	173	5.4
2016-17	37-37	776	21.0	122	233	.524	0	1	.000	134	179	.749	84	141	225	6.1	141	10	13	69	51	22	378	10.2
2017-18	33-33	851	25.8	127	272	.467	5	12	.417	213	283	.753	108	156	264	8.0	115	5	40	87	45	21	472	14.3
2018-19	9-9	221	24.6	32	76	.421	3	8	.375	33	50	.660	23	37	60	6.7	30	1	11	16	16	8	100	11.1
Totals	111-85	2273	20.5	334	691	.483	8	21	.381	447	622	.719	271	421	692	6.2	386	19	70	206	140	65	1123	10.1
(SEC ONLY)																								
Season	GP-GS	Min	Avg	FG	FGA	Pct	3FG	3FGA	Pct	FT	FTA	Pct	Off	Def	Tot	Avg	PF	FO	Ast	TO	Blk	Stl	Pts	Avg
2016	18-6	221	12.3	30	54	.556	0	0	.000	27	47	.574	27	46	73	4.1	57	2	3	15	10	6	87	4.8
2017	18-18	370	20.6	64	117	.547	0	0	.000	62	82	.756	35	55	90	5.0	69	6	5	38	15	13	190	10.6
2018	18-18	475	26.4	74	159	.465	1	2	.500	118	154	.766	66	75	141	7.8	64	3	21	45	24	9	267	14.8
Totals	54-42	1066	19.7	168	330	.509	1	2	.500	207	283	.731	128	176	304	5.6	190	11	29	98	49	28	544	10.1

52 JAIR BOLDEN


JR. - G - 6-3 - 210 - BROOKLYN, N.Y./WESTTOWN SCHOOL (PA.)/GEORGE WASHINGTON

CAREER HIGHS

Points	25	vs. Princeton (Dec. 6, 2017)
FG	8	vs. Princeton (Dec. 6, 2017)
FGA	22	vs. Xavier (Nov. 23, 2017)
3FG	4	2x, last vs. Xavier (Nov. 23, 2017)
3FGA	12	vs. Xavier (Nov. 23, 2017)
FT Made	7	vs. Princeton (Dec. 6, 2017)
FT Attempts	10	vs. Princeton (Dec. 6, 2017)
Rebounds	6	2x, last vs. Kansas State (Nov. 24, 2017)
Assists	8	vs. Duquesne (Jan. 31, 2018)
Blocks	2	2x, last vs. Xavier (Nov. 23, 2017)
Steals	3	at VCU (Jan. 11, 2017)
Minutes	40	vs. Morgan State (Nov. 29, 2017)

SUPERLATIVES

	'18-19	Career
Double-figure scoring	-	26
Double-figure rebounding	-	-
Double-double	-	-
3+ assists	-	28
Team high scoring	-	-
Team high rebounding	-	-
Team high blocks	-	-



PLAYER BIO

2018-19

Not able to play during the 2018-19 campaign due to NCAA transfer rules

Career Highlights

- > Transferred to Carolina during the summer of 2018 after spending to seasons at George Washington
- > At GW, averaged 7.9 points per game, paced by 11.2 points per outing during sophomore season
- > Led the team in points (359), assists (98) and 3-point attempts (173) as a sophomore for the Colonials
- > Tallied 20 double-figure scoring games as a sophomore, including career high 25 points vs. Princeton (12/6/17)

Personal

- > A three-star prospect following prep career at Westtown School, where he was named Athlete of the Year following both his junior and senior seasons
- > Led Westtown to its first state championship in any sport as a senior, en route to Third Team All-State honors
- > Son of Joel Bolden and Lesley D'Almeida
- > Has a brother, Grey, and a sister, Kaya
- > A retail management major
- > His favorite athlete is Stephon Marbury, and his favorite sport other than basketball is tennis
- > Also skateboards in his spare time

CAREER STATISTICS

Season	GP-GS	Min	Avg	FG	FGA	Pct	3FG	3FGA	Pct	FT	FTA	Pct	Off	Def	Tot	Avg	PF	FO	Ast	TO	Blk	Stl	Pts	Avg
2016-17*	35-16	627	17.9	59	164	.360	27	81	.333	23	35	.647	16	46	62	1.8	46	0	66	54	9	16	168	4.8
2017-18*	32-24	1044	32.6	131	356	.368	55	173	.318	42	62	.677	12	85	97	3.0	53	0	98	74	9	24	359	11.2
Totals	67-40	1671	24.9	190	520	.365	82	254	.323	65	97	.670	28	131	159	2.4	99	0	164	128	18	40	527	7.9

*AT GEORGE WASHINGTON

23 EVAN HINSON

JR. - G - 6-4 - 240 - DELTONA, FLA./DELTONA

CAREER HIGHS

Points	8	3x, at Mississippi State (Feb. 24, 2018)
FG	3	2s, last at Florida (Jan. 24, 2018)
FGA	7	at Georgia (Jan. 13, 2018)
3FG	2	2x, last at Florida (Jan. 24, 2018)
3FGA	4	at Florida (Jan. 24, 2018)
FT Made	3	vs. Texas Tech (Jan. 27, 2018)
FT Attempts	4	2x, last vs. Texas Tech (Jan. 27, 2018)
Rebounds	4	2x, last at Arkansas (Feb. 6, 2018)
Assists	2	vs. Auburn (Feb. 17, 2018)
Blocks	1	4x, last vs. Auburn (Feb. 17, 2018)
Steals	1	8x, last vs. Arkansas (March 8, 2018)
Minutes	19	at Georgia (Jan. 13, 2018)

SUPERLATIVES

	'18-19	Career
Double-figure scoring	-	-
Double-figure rebounding	-	-
Double-double	-	-
2+ blocks	-	-
Team high scoring	-	-
Team high rebounding	-	-
Team high blocks	-	2



2018-19 GAME-BY-GAME

OPPONENT	MIN	FG	PCT.	3FG	PCT.	FT	PCT.	O-D-T	PF	A	TO	BLK	STL	PTS
USC Upstate	-	-	-	-	-	-	-	DNP - Football-	-	-	-	-	-	-
Stony Brook	-	-	-	-	-	-	-	DNP - Football-	-	-	-	-	-	-
Norfolk State	-	-	-	-	-	-	-	DNP - Football-	-	-	-	-	-	-
vs. Providence	-	-	-	-	-	-	-	DNP - Football-	-	-	-	-	-	-
vs. GW	-	-	-	-	-	-	-	DNP - Football-	-	-	-	-	-	-
Wofford	-	-	-	-	-	-	-	DNP - Football-	-	-	-	-	-	-
Coastal Carolina	-	-	-	-	-	-	-	DNP - Football-	-	-	-	-	-	-
at Wyoming	-	-	-	-	-	-	-	DNP - Coaches Decision	-	-	-	-	-	-
at Michigan	12	1-4	.250	0-2	.000	0-0	.000	1-0-1	0	0	0	0	0	2
Virginia														
Clemson														
N. Greenville														
at Florida														
at Miss. State														
Missouri														
at Vanderbilt														
at LSU														
Auburn														
at Okla. State														
Tennessee														
at Georgia														
at Kentucky														
Arkansas														
at Tennessee														
Texas A&M														
Ole Miss														
at Miss. State														
Alabama														
at Missouri														
at Texas A&M														
Georgia														
* indicates starter														

PLAYER BIO

2018-19

- > Saw first action of the season at No. 5/5 Michigan, playing 12 minutes and scoring two points
- > Suited up for the first time at Wyoming (12/5) but did not log any minutes
- > Played mainly special teams on the gridiron this season, but collected his first-career catch in Carolina's win over Chattanooga (Nov. 17)

Career Highlights

- > Part of Carolina's 2016-17 Final Four squad
- > Has tallied a career high eight points on three different occasions

Personal

- > Also a member of the Gamecock football team
- > Averaged 20.6 points and 6.0 rebounds per game as a senior at Deltona High, earning Daytona Beach News-Journal's Player of the Year award for the second straight season
- > His father, Denny, was his high school basketball coach
- > Son of Shandris and Denny Hinson
- > Brother, Blake, plays basketball at Ole Miss
- > A sport and entertainment management major

CAREER STATISTICS

Season	GP-GS	Min	Avg	FG	FGA	Pct	3FG	3FGA	Pct	FT	FTA	Pct	Off	Def	Tot	Avg	PF	FO	Ast	TO	Blk	Stl	Pts	Avg
2016-17	8-0	21	2.6	3	8	.375	1	5	.200	2	2	1.000	2	3	5	0.6	3	0	1	0	0	2	9	1.1
2017-18	22-16	219	10.0	20	54	.370	8	21	.381	15	25	.600	5	23	28	1.3	32	0	7	16	4	5	63	3.9
2018-19	1-0	12	12.0	1	4	.250	0	2	.000	0	0	.000	1	0	1	1.0	0	0	0	0	0	0	2	2.0
Totals	32-17	265	8.3	24	69	.348	9	29	.310	17	30	.567	8	28	36	1.1	36	0	8	18	4	8	74	2.3

(SEC ONLY)

Season	GP-GS	Min	Avg	FG	FGA	Pct	3FG	3FGA	Pct	FT	FTA	Pct	Off	Def	Tot	Avg	PF	FO	Ast	TO	Blk	Stl	Pts	Avg
2017	5-0	13	2.6	1	4	.250	1	3	.333	2	2	1.000	0	3	3	0.6	3	0	1	0	0	2	5	1.0
2017-18	17-14	193	11.4	19	50	.380	8	20	.400	11	19	.579	4	23	27	1.6	25	0	7	14	4	5	57	3.4
Totals	22-14	206	9.4	20	54	.370	9	23	.391	13	21	.619	4	26	30	1.4	28	0	8	14	4	7	62	2.8

21 | MAIK KOTSAR

JR. - F - 6-11 - 264 - TALLINN, ESTONIA/SUNRISE CHRISTIAN ACADEMY (KANSAS)

CAREER HIGHS

Points	16	3x, last at Michigan (Dec. 8, 2018)
FG	8	at FIU (Nov. 27, 2017)
FGA	13	2x, last at FIU (Nov. 27, 2017)
3FG	2	2x, last vs. Wofford (Nov. 26, 2018)
3FGA	3	2x, last vs. Wofford (Nov. 26, 2018)
FT Made	6	2x, last vs. LSU (Feb. 28, 2018)
FT Attempts	9	vs. Kentucky (Jan. 16, 2018)
Rebounds	11	vs. Lander (Dec. 27, 2016)
Assists	6	at FIU (Nov. 27, 2017)
Blocks	3	2x, last vs. Coastal Carolina (Nov. 30, 2018)
Steals	4	2x, last vs. Coastal Carolina (Nov. 30, 2018)
Minutes	37	at Mississippi State (Feb. 24, 2018)

SUPERLATIVES

	'18-19	Career
Double-figure scoring	3	23
Double-figure rebounding	1	2
Double-double	1	2
2+ blocks	2	10
Team high scoring	1	3
Team high rebounding	2	17
Team high blocks	4	18



2018-19 GAME-BY-GAME

OPPONENT	MIN	FG	PCT.	3FG	PCT.	FT	PCT.	O-D-T	PF	A	TO	BLK	STL	PTS
USC Upstate*	25	3-6	.500	0-0	.000	0-1	.000	4-3-7	2	0	1	1	3	6
Stony Brook*	17	3-5	.600	0-0	.000	1-2	.500	0-0-0	3	2	1	1	0	7
Norfolk State*	23	4-4	1.000	0-0	.000	0-0	.000	0-4-4	2	1	2	1	0	8
vs. Providence*	29	2-6	.333	0-0	.000	0-0	.000	2-2-4	4	0	0	2	2	4
vs. GW*	24	6-12	.500	0-0	.000	0-2	.000	0-2-2	4	1	1	0	3	12
Wofford*	27	4-12	.333	2-3	.667	3-5	.600	2-8-10	2	0	1	1	0	13
Coastal Carolina*	29	2-4	.500	1-1	1.000	2-2	1.000	3-5-8	2	1	0	3	4	7
at Wyoming*	17	3-6	.500	0-1	.000	0-0	.000	1-4-5	4	1	0	0	0	6
at Michigan*	30	7-10	.700	0-0	.000	2-2	1.000	0-1-1	2	2	5	1	0	16
Virginia														
Clemson														
N. Greenville														
at Florida														
at Miss. State														
Missouri														
at Vanderbilt														
at LSU														
Auburn														
at Okla. State														
Tennessee														
at Georgia														
at Kentucky														
Arkansas														
at Tennessee														
Texas A&M														
Ole Miss														
at Miss. State														
Alabama														
at Missouri														
at Texas A&M														
Georgia														
* indicates starter														

PLAYER BIO

2018-19

- > Matched career-high for the third time with 16 points at No. 5/5 Michigan (12/8), went 7-for-10 from the floor in a season-high 30 minutes
- > Made buzzer-beater 3 at halftime in win vs. Coastal Carolina (11/30), finished with seven points and eight rebounds, matching career highs in steals (4) and blocks (3)
- > Had second career double-double with 13 points and 10 rebounds vs. Wofford (11/26), also matched a career-high with two made 3s
- > Scored 12 points on 6-of-12 shooting in blowout win vs. George Washington (11/18), led team with three steals
- > Blocked a team high two shots vs. Providence (11/17)
- > Perfect 4-of-4 from the floor for eight points in win vs. Norfolk State (11/13)
- > Collected a team high three steals in season-opening win vs. USC Upstate (11/6)

Career Highlights

- > Part of Carolina's 2016-17 Final Four squad
- > Top game in 2017 NCAA Tournament action came against SEC foe Florida in the Elite Eight, scoring 12 points with three rebounds
- > Shot 49 percent from the field during rookie season
- > Posted 11 double-figure scoring games as a sophomore, including in both SEC Tournament matchups

Personal

- > A three-star prospect following prep career
- > Son of Ruta Pukk and Egon Kotsar, also has three siblings
- > Speaks English and Estonian
- > Credits his favorite actor as Leonardo DiCaprio and his favorite sport other than basketball is soccer
- > During the summer of 2018, spent time with the Estonian National Team, playing with the group in the FIBA 3x3 World Championships in the Philippines, before joining the full national team for contests against other European nations
- > A sport and entertainment management major

CAREER STATISTICS

Season	GP-GS	Min	Avg	FG	FGA	Pct	3FG	3FGA	Pct	FT	FTA	Pct	Off	Def	Tot	Avg	PF	FO	Ast	TO	Blk	Stl	Pts	Avg
2016-17	37-33	895	24.2	97	198	.490	0	0	.000	21	53	.396	72	104	176	4.8	117	5	26	44	14	27	215	5.8
2017-18	33-33	875	26.5	107	251	.426	6	27	.222	43	76	.566	58	99	157	4.8	91	3	47	58	17	31	263	8.0
2018-19	9-9	221	24.6	34	65	.523	3	5	.600	8	14	.571	12	29	41	4.6	25	0	8	11	10	12	79	8.8
Totals	79-75	1991	25.2	238	514	.463	9	32	.281	72	143	.503	142	232	374	4.7	233	8	81	113	41	70	557	7.1

(SEC ONLY)

Season	GP-GS	Min	Avg	FG	FGA	Pct	3FG	3FGA	Pct	FT	FTA	Pct	Off	Def	Tot	Avg	PF	FO	Ast	TO	Blk	Stl	Pts	Avg
2017	18-15	417	23.2	32	79	.405	0	0	.000	11	29	.379	32	51	83	4.6	63	3	10	26	9	8	75	4.2
2018	18-18	444	24.7	38	120	.317	3	16	.188	31	44	.705	24	58	82	4.6	57	2	23	32	9	11	110	6.1
Totals	36-33	861	23.9	70	199	.352	3	16	.188	42	73	.575	56	109	165	4.6	120	5	33	58	18	19	185	5.1

33 JASON CUDD


SO. - F - 7-1 - 263 - MYRTLE BEACH, S.C./SOCASTEE

CAREER HIGHS

Points	6	vs. Auburn (Feb. 17, 2018)
FG	2	2x, last vs. Auburn (Feb. 17, 2018)
FGA	4	at Tennessee (Feb. 13, 2018)
3FG	-	-
3FGA	-	-
FT Made	3	vs. Florida (Feb. 10, 2018)
FT Attempts	6	vs. Florida (Feb. 10, 2018)
Rebounds	4	vs. Florida (Feb. 10, 2018)
Assists	1	3x, last at Texas A&M (Feb. 3, 2018)
Blocks	1	-
Steals	-	-
Minutes	16	at Alabama (Jan. 9, 2018)

SUPERLATIVES

	'18-19	Career
Double-figure scoring	-	-
Double-figure rebounding	-	-
Double-double	-	-
2+ blocks	-	-
Team high scoring	-	-
Team high rebounding	-	-
Team high blocks	-	2



2018-19 GAME-BY-GAME

OPPONENT	MIN	FG	PCT.	3FG	PCT.	FT	PCT.	O-D-T	PF	A	TO	BLK	STL	PTS
USC Upstate	-	-	-	-	-	-	-	DNP - Coaches Decision	-	-	-	-	-	-
Stony Brook	1	0-0	.000	0-0	.000	0-0	.000	0-0-0	1	0	0	0	0	0
Norfolk State	2	0-0	.000	0-0	.000	0-0	.000	0-0-0	0	0	0	0	0	0
vs. Providence	5	0-0	.000	0-0	.000	0-0	.000	0-1-1	0	0	1	0	0	0
vs. GW	-	-	-	-	-	-	-	DNP - Coaches Decision	-	-	-	-	-	-
Wofford	-	-	-	-	-	-	-	DNP - Coaches Decision	-	-	-	-	-	-
Coastal Carolina	-	-	-	-	-	-	-	DNP - Coaches Decision	-	-	-	-	-	-
at Wyoming	-	-	-	-	-	-	-	DNP - Coaches Decision	-	-	-	-	-	-
at Michigan	-	-	-	-	-	-	-	DNP - Coaches Decision	-	-	-	-	-	-
Virginia	-	-	-	-	-	-	-	-	-	-	-	-	-	-
Clemson	-	-	-	-	-	-	-	-	-	-	-	-	-	-
N. Greenville	-	-	-	-	-	-	-	-	-	-	-	-	-	-
at Florida	-	-	-	-	-	-	-	-	-	-	-	-	-	-
at Miss. State	-	-	-	-	-	-	-	-	-	-	-	-	-	-
Missouri	-	-	-	-	-	-	-	-	-	-	-	-	-	-
at Vanderbilt	-	-	-	-	-	-	-	-	-	-	-	-	-	-
at LSU	-	-	-	-	-	-	-	-	-	-	-	-	-	-
Auburn	-	-	-	-	-	-	-	-	-	-	-	-	-	-
at Okla. State	-	-	-	-	-	-	-	-	-	-	-	-	-	-
Tennessee	-	-	-	-	-	-	-	-	-	-	-	-	-	-
at Georgia	-	-	-	-	-	-	-	-	-	-	-	-	-	-
at Kentucky	-	-	-	-	-	-	-	-	-	-	-	-	-	-
Arkansas	-	-	-	-	-	-	-	-	-	-	-	-	-	-
at Tennessee	-	-	-	-	-	-	-	-	-	-	-	-	-	-
Texas A&M	-	-	-	-	-	-	-	-	-	-	-	-	-	-
Ole Miss	-	-	-	-	-	-	-	-	-	-	-	-	-	-
at Miss. State	-	-	-	-	-	-	-	-	-	-	-	-	-	-
Alabama	-	-	-	-	-	-	-	-	-	-	-	-	-	-
at Missouri	-	-	-	-	-	-	-	-	-	-	-	-	-	-
at Texas A&M	-	-	-	-	-	-	-	-	-	-	-	-	-	-
Georgia	-	-	-	-	-	-	-	-	-	-	-	-	-	-

* indicates starter

PLAYER BIO

2018-19

> Saw first action of the season vs. Stony Brook (11/9)

Career Highlights

> Scored a career high six points in Carolina's upset win over No. 10/11 Auburn (2/17/18) during rookie season
> Collected a season high four rebounds in home matchup vs. Florida (2/10/18)

Personal

> Is the tallest player on Carolina's roster
> A three-star recruit according to 247sports.com following prep career at Socastee
> Averaged 18.7 points and 7.6 rebounds per game as a senior
> Son of Clint Cudd and Michelle G'Bur
> Has a brother, Kenneth, and a sister, Katelyn
> A business major

CAREER STATISTICS

Season	GP-GS	Min	Avg	FG	FGA	Pct	3FG	3FGA	Pct	FT	FTA	Pct	Off	Def	Tot	Avg	PF	FO	Ast	TO	Blk	Stl	Pts	Avg
2017-18	23-0	156	6.8	9	23	.391	0	0	.000	12	17	.706	9	13	22	1.0	19	0	3	5	3	0	30	1.3
2018-19	3-0	8	2.7	0	0	.000	0	0	.000	0	0	.000	0	1	1	0.3	1	0	0	1	0	0	0	0.0
Totals	26-0	164	6.3	9	23	.391	0	0	.000	12	17	.706	9	14	23	0.9	20	0	3	6	3	0	30	1.2

(SEC ONLY)

Season	GP-GS	Min	Avg	FG	FGA	Pct	3FG	3FGA	Pct	FT	FTA	Pct	Off	Def	Tot	Avg	PF	FO	Ast	TO	Blk	Stl	Pts	Avg
2018	15-0	124	8.3	7	19	.368	0	0	.000	8	13	.615	7	9	16	1.1	14	0	2	2	3	0	22	1.5

13 FELIPE HAASE


SO. - F - 6-9 - 253 - OSORNO, CHILE/MIAMI (FLA.) CHRISTIAN SCHOOL

CAREER HIGHS

Points	17	vs. Wyoming (Dec. 6, 2017)
FG	7	vs. Wyoming (Dec. 6, 2017)
FGA	12	vs. Wyoming (Dec. 6, 2017)
3FG	3	2x, last vs. Wofford (Nov. 26, 2018)
3FGA	7	vs. Wyoming (Dec. 6, 2017)
FT Made	7	vs. Norfolk State (Nov. 13, 2018)
FT Attempts	8	vs. Norfolk State (Nov. 13, 2018)
Rebounds	10	vs. UMass (Dec. 2, 2017)
Assists	4	2x, last at Auburn (March 3, 2018)
Blocks	3	vs. Stony Brook (Nov. 9, 2018)
Steals	2	2x, last vs. UMass (Dec. 2, 2017)
Minutes	32	vs. Wofford (Nov. 26, 2018)

SUPERLATIVES

	'18-19	Career
Double-figure scoring	1	8
Double-figure rebounding	-	1
Double-double	-	1
2+ blocks	1	1
Team high scoring	-	-
Team high rebounding	1	4
Team high blocks	2	4



2018-19 GAME-BY-GAME

OPPONENT	MIN	FG	PCT.	3FG	PCT.	FT	PCT.	O-D-T	PF	A	TO	BLK	STL	PTS
USC Upstate	21	1-3	.333	0-2	.000	2-2	1.000	0-2-2	3	0	2	0	0	4
Stony Brook	23	1-2	.500	1-2	.500	0-2	.000	1-8-9	3	2	0	3	0	3
Norfolk State	20	1-2	.500	0-1	.000	7-8	.875	0-3-3	2	0	0	1	0	9
vs. Providence	17	1-3	.333	1-2	.500	2-2	1.000	0-2-2	4	0	1	0	0	5
vs. GW	19	3-8	.375	2-4	.500	0-0	.000	1-2-3	2	1	1	0	1	8
Wofford	32	4-7	.571	3-6	.500	2-2	1.000	1-4-5	1	1	3	1	0	13
Coastal Carolina	23	1-6	.167	1-6	.167	4-4	1.000	0-2-2	2	2	2	1	0	7
at Wyoming	25	3-8	.375	0-0	.000	2-2	1.000	0-2-2	3	1	2	0	0	8
at Michigan	11	1-4	.250	0-0	.000	0-0	.000	1-1-2	3	0	0	0	1	2
Virginia														
Clemson														
N. Greenville														
at Florida														
at Miss. State														
Missouri														
at Vanderbilt														
at LSU														
Auburn														
at Okla. State														
Tennessee														
at Georgia														
at Kentucky														
Arkansas														
at Tennessee														
Texas A&M														
Ole Miss														
at Miss. State														
Alabama														
at Missouri														
at Texas A&M														
Georgia														
* indicates starter														

PLAYER BIO

2018-19

- > Played career-high 32 minutes vs. Wofford (11/26), scoring 13 points with five rebounds and a trio of 3s
- > Knocked down a pair of 3s and scored eight points in blowout win vs. George Washington (11/18)
- > Hit a career eight seven of eight attempts at the free throw line in win vs. Norfolk State (11/13)
- > Pulled down nine rebounds and blocked a career high three shots vs. Stony Brook (11/9)

Career Highlights

- > Saw action in all 33 games as a freshman, averaging 5.8 points
- > Collected the first double-double of his career with 11 points and a career high 10 rebounds vs. UMass (12/2/17) during rookie season

Personal

- > A three-star prospect following prep career according to ESPN.com and 247sports.com
- > Averaged 19.3 points, 12.5 rebounds and 6.3 assists per game as a senior
- > Selected to the 2017 Miami Dade County All-Star Team; 2017 5A-2A First-Team All-Dade County by Miami Herald
- > Helped lead high school squad to 2017 Class 2A state championship, scoring 20 points and assisting on the game-winning basket as time expired
- > Son of Christian Haase and Vania Thiers
- > Has a brother, Mathias, and a sister Trinidad
- > Other than basketball, his favorite sport is soccer
- > Speaks Spanish and English
- > During the summer of 2018, spent time with the Chilean National Team in the World Cup Americas Qualifiers and also with the U-21 squad as well
- > A sport and entertainment management major

CAREER STATISTICS

Season	GP-GS	Min	Avg	FG	FGA	Pct	3FG	3FGA	Pct	FT	FTA	Pct	Off	Def	Tot	Avg	PF	FO	Ast	TO	Blk	Stl	Pts	Avg
2017-18	33-0	647	19.6	71	186	.382	25	94	.266	25	34	.735	35	93	128	3.9	61	1	32	34	5	16	192	5.8
2018-19	9-0	191	21.2	16	43	.372	8	23	.348	19	22	.864	4	26	30	3.3	23	0	7	11	6	2	59	6.6
Totals	42-0	838	20.0	87	229	.380	33	117	.282	44	56	.786	39	119	158	3.8	84	1	39	45	11	18	251	6.0

(SEC ONLY)

Season	GP-GS	Min	Avg	FG	FGA	Pct	3FG	3FGA	Pct	FT	FTA	Pct	Off	Def	Tot	Avg	PF	FO	Ast	TO	Blk	Stl	Pts	Avg
2018	18-0	355	19.7	33	105	.314	11	56	.196	12	16	.750	18	37	55	3.1	40	1	20	15	3	7	89	4.9

10 JUSTIN MINAYA

SO. - F - 6-5 - 215 - HARRINGTON PARK, N.J./NORTHERN VALLEY AT OLD TAPPAN

CAREER HIGHS

Points	17	vs. UMass (Dec. 2, 2017)
FG	6	2x, last vs. Ole Miss (March 7, 2018)
FGA	12	vs. Tennessee (Jan. 20, 2018)
3FG	4	2x, last vs. Ole Miss (March 7, 2018)
3FGA	7	3x, last vs. Norfolk State (Nov. 13, 2018)
FT Made	5	at Texas A&M (Feb. 3, 2018)
FT Attempts	6	2x, last vs. UMass (Dec. 2, 2017)
Rebounds	9	2x, last vs. Stony Brook (Nov. 9, 2018)
Assists	4	at Arkansas (Feb. 6, 2018)
Blocks	2	vs. Western Michigan (Nov. 19, 2017)
Steals	3	vs. Georgia (Feb. 21, 2018)
Minutes	37	vs. Tennessee (Jan. 20, 2018)

SUPERLATIVES

	'18-19	Career
Double-figure scoring	3	14
Double-figure rebounding	-	-
Double-double	-	-
2+ assists	3	19
Team high scoring	-	3
Team high rebounding	1	3
Team high assists	-	5



2018-19 GAME-BY-GAME

OPPONENT	MIN	FG	PCT.	3FG	PCT.	FT	PCT.	O-D-T	PF	A	TO	BLK	STL	PTS
USC Upstate*	30	1-5	.200	0-3	.000	1-2	.500	1-4-5	1	1	0	0	2	3
Stony Brook*	25	5-8	.625	0-2	.000	1-2	.500	5-4-9	4	2	1	0	0	11
Norfolk State*	28	4-10	.400	1-7	.142	1-1	1.000	0-3-3	3	2	2	0	1	10
vs. Providence*	24	4-6	.667	0-1	.000	2-2	1.000	2-2-4	5	2	0	0	0	10
vs. GW*	21	1-4	.250	1-2	.500	0-0	.000	2-5-7	5	1	1	1	0	3
Wofford	-	-	-	-	-	-	DNP	Knee Injury	-	-	-	-	-	-
Coastal Carolina	-	-	-	-	-	-	DNP	Knee Injury	-	-	-	-	-	-
at Wyoming	-	-	-	-	-	-	DNP	Knee Injury	-	-	-	-	-	-
at Michigan	-	-	-	-	-	-	DNP	Knee Injury	-	-	-	-	-	-
Virginia	-	-	-	-	-	-	-	-	-	-	-	-	-	-
Clemson	-	-	-	-	-	-	-	-	-	-	-	-	-	-
N. Greenville	-	-	-	-	-	-	-	-	-	-	-	-	-	-
at Florida	-	-	-	-	-	-	-	-	-	-	-	-	-	-
at Miss. State	-	-	-	-	-	-	-	-	-	-	-	-	-	-
Missouri	-	-	-	-	-	-	-	-	-	-	-	-	-	-
at Vanderbilt	-	-	-	-	-	-	-	-	-	-	-	-	-	-
at LSU	-	-	-	-	-	-	-	-	-	-	-	-	-	-
Auburn	-	-	-	-	-	-	-	-	-	-	-	-	-	-
at Okla. State	-	-	-	-	-	-	-	-	-	-	-	-	-	-
Tennessee	-	-	-	-	-	-	-	-	-	-	-	-	-	-
at Georgia	-	-	-	-	-	-	-	-	-	-	-	-	-	-
at Kentucky	-	-	-	-	-	-	-	-	-	-	-	-	-	-
Arkansas	-	-	-	-	-	-	-	-	-	-	-	-	-	-
at Tennessee	-	-	-	-	-	-	-	-	-	-	-	-	-	-
Texas A&M	-	-	-	-	-	-	-	-	-	-	-	-	-	-
Ole Miss	-	-	-	-	-	-	-	-	-	-	-	-	-	-
at Miss. State	-	-	-	-	-	-	-	-	-	-	-	-	-	-
Alabama	-	-	-	-	-	-	-	-	-	-	-	-	-	-
at Missouri	-	-	-	-	-	-	-	-	-	-	-	-	-	-
at Texas A&M	-	-	-	-	-	-	-	-	-	-	-	-	-	-
Georgia	-	-	-	-	-	-	-	-	-	-	-	-	-	-
* indicates starter														

PLAYER BIO

2018-19

- > Pulled down seven rebounds in blowout win vs. George Washington (11/18)
- > Tallied 10 points and dished out two assists vs. Providence (11/17)
- > 10 points, along with two assists and a steal in win vs. Norfolk State (11/13)
- > Almost posted first-career double-double with 11 points and a team high nine rebounds vs. Stony Brook (11/9)

Career Highlights

- > Posted 11 double-figure scoring games as a freshman, including a career high 17 points in a Gamecock win vs. UMass (12/2/17)
- > Started 30 games as a rookie
- > Carolina's top returning 3-point threat entering 2018-19 campaign after posting 39 made 3s as a freshman

Personal

- > Averaged 19.5 points, 11.3 rebounds and 5.5 assists per game as a senior
- > Named 2017 The Record Player of the Year
- > Also played baseball during high school career
- > Son of Omar and Rachel Minaya
- > Father, Omar, is currently a special assistant to the general manager for the New York Mets; has served as an executive for several Major League Baseball teams, such as the Montreal Expos, the New York Mets and the San Diego Padres
- > Has a brother, Teddy
- > The best advice he has ever received is to "believe in yourself"
- > Credits his favorite sport other than basketball as baseball
- > Represented the Dominican Republic at the FIBA 2016 U17 World Championship, scoring 6.7 points and pulling down 5.7 rebounds per game
- > During the summer of 2018, joined USA East Coast for a tour of Italy, facing national teams from Germany, Italy and the Netherlands over a four-day span
- > A retail management major

CAREER STATISTICS

Season	GP-GS	Min	Avg	FG	FGA	Pct	3FG	3FGA	Pct	FT	FTA	Pct	Off	Def	Tot	Avg	PF	FO	Ast	TO	Blk	Stl	Pts	Avg
2017-18	32-30	860	26.9	90	231	.391	39	107	.364	35	51	.686	52	82	134	4.2	64	1	47	40	8	20	254	7.9
2018-19	5-5	128	26.6	15	33	.455	2	15	.133	5	7	.714	10	18	28	5.6	18	2	8	4	1	3	37	7.4
Totals	37-35	988	26.7	105	264	.398	41	122	.336	40	58	.690	62	100	162	4.4	82	3	55	44	9	23	291	7.9

(SEC ONLY)

Season	GP-GS	Min	Avg	FG	FGA	Pct	3FG	3FGA	Pct	FT	FTA	Pct	Off	Def	Tot	Avg	PF	FO	Ast	TO	Blk	Stl	Pts	Avg
2018	17-15	455	26.8	39	111	.351	16	51	.314	13	19	.684	26	41	67	3.9	34	1	28	17	4	11	107	6.3

24 KEYSHAWN BRYANT


FR. - F - 6-6 - 190 - WINTER HAVEN, FLA./WINTER HAVEN

CAREER HIGHS

Points	21	vs. USC Upstate (Nov. 6, 2018)
FG	8	vs. USC Upstate (Nov. 6, 2018)
FGA	13	at Michigan (Dec. 8, 2018)
3FG	-	-
3FGA	2	vs. Stony Brook (Nov. 9, 2018)
FT Made	5	vs. USC Upstate (Nov. 6, 2018)
FT Attempts	7	vs. USC Upstate (Nov. 6, 2018)
Rebounds	7	vs. USC Upstate (Nov. 6, 2018)
Assists	3	2x, last vs. George Washington (Nov. 18, 2018)
Blocks	1	5x, last at Michigan (Dec. 8, 2018)
Steals	1	at Michigan (Dec. 8, 2018)
Minutes	31	at Michigan (Dec. 8, 2018)

SUPERLATIVES

	'18-19
Double-figure scoring	2
Double-figure rebounding	-
Double-double	-
2+ blocks	-
Team high scoring	1
Team high rebounding	-
Team high blocks	2



2018-19 GAME-BY-GAME

OPPONENT	MIN	FG	PCT.	3FG	PCT.	FT	PCT.	O-D-T	PF	A	TO	BLK	STL	PTS
USC Upstate	21	8-12	.667	0-1	.000	5-7	.714	3-4-7	1	1	3	1	0	21
Stony Brook	22	4-9	.444	0-2	.000	1-2	.500	0-2-2	3	3	2	0	0	9
Norfolk State	13	1-1	1.000	0-0	.000	2-3	.667	1-1-2	2	1	4	0	0	4
vs. Providence	11	0-5	.000	0-2	.000	2-2	1.000	0-0-0	0	0	1	0	0	2
vs. GW	14	4-9	.444	0-1	.000	0-0	.000	1-3-4	4	3	1	0	0	8
Wofford	17	2-4	.500	0-0	.000	3-3	1.000	0-6-6	2	2	3	1	1	7
Coastal Carolina*	17	3-8	.375	0-0	.000	1-1	1.000	3-1-4	2	1	2	1	0	7
at Wyoming*	16	2-7	.286	0-1	.000	2-2	1.000	0-4-4	5	1	0	1	0	6
at Michigan*	31	6-13	.462	0-0	.000	1-1	1.000	0-4-4	2	2	0	1	1	13
Virginia														
Clemson														
N. Greenville														
at Florida														
at Miss. State														
Missouri														
at Vanderbilt														
at LSU														
Auburn														
at Okla. State														
Tennessee														
at Georgia														
at Kentucky														
Arkansas														
at Tennessee														
Texas A&M														
Ole Miss														
at Miss. State														
Alabama														
at Missouri														
at Texas A&M														
Georgia														
* indicates starter														

PLAYER BIO

2018-19

- > Scored 13 points, all in the second half, at No. 5/5 Michigan (12/8), also had four rebounds, two assists, a block and a steal in a career-high 31 minutes
- > Made first career start in win vs. Coastal Carolina (11/30), scoring seven points to go alongside four rebounds
- > Had seven points with six rebounds and two assists vs. Wofford (11/26)
- > Scored eight points in just 14 minutes off the bench in blowout victory against George Washington (11/18), also had four rebounds and three assists
- > Dished out three assists in 22 minutes vs. Stony Brook (11/9)
- > Led the Gamecocks with 21 points in college debut on 8-of-12 shooting from the floor vs. USC Upstate (11/6); also pulled down seven rebounds vs. the Spartans

Personal

- > A four-star prospect according to ESPN.com, and a three-star prospect according to 247sports.com
- > Averaged 22.5 points and 8.2 rebounds per game during senior season at Winter Haven, helping his squad to the state tournament
- > Scored over 1,000 points during high school career at Winter Haven
- > Named The Ledger's (Lakeland, Fla.), All-County Player of the Year following senior campaign
- > Spent junior season at Huntington Prep in West Virginia
- > Son of Adrian Bryant III and Shana Edwards
- > Has a brother, Adrian Bryant, and two sisters, Dashanquie and Deondria Henry
- > Major is undecided
- > Favorite athlete is Andrew Wiggins

CAREER STATISTICS

Season	GP-GS	Min	Avg	FG	FGA	Pct	3FG	3FGA	Pct	FT	FTA	Pct	Off	Def	Tot	Avg	PF	FO	Ast	TO	Blk	Stl	Pts	Avg
2018-19	9-3	162	18.0	30	68	.441	0	7	.000	17	21	.810	8	25	33	3.7	21	0	14	16	5	2	77	8.6

(SEC ONLY)

Season	GP-GS	Min	Avg	FG	FGA	Pct	3FG	3FGA	Pct	FT	FTA	Pct	Off	Def	Tot	Avg	PF	FO	Ast	TO	Blk	Stl	Pts	Avg
2019																								

5 JERMAINE COUISNARD


FR. - G - 6-4 - 202 - EAST CHICAGO, IND./EAST CHICAGO CENTRAL/MONTVERDE ACD.

CAREER HIGHS

Points
FG
FGA
3FG
3FGA
FT Made
FT Attempts
Rebounds
Assists
Blocks
Steals
Minutes

SUPERLATIVES

'18-19
Double-figure scoring -
Double-figure rebounding -
Double-double -
2+ blocks -
Team high scoring -
Team high rebounding -
Team high blocks -



2018-19 GAME-BY-GAME

OPPONENT	MIN	FG	PCT.	3FG	PCT.	FT	PCT.	O-D-T	PF	A	TO	BLK	STL	PTS
USC Upstate	-	-	-	-	-	-	DNP	-	-	-	-	-	-	-
Stony Brook	-	-	-	-	-	-	DNP	-	-	-	-	-	-	-
Norfolk State	-	-	-	-	-	-	DNP	-	-	-	-	-	-	-
vs. Providence	-	-	-	-	-	-	DNP	-	-	-	-	-	-	-
vs. GW	-	-	-	-	-	-	DNP	-	-	-	-	-	-	-
Wofford	-	-	-	-	-	-	DNP	-	-	-	-	-	-	-
Coastal Carolina	-	-	-	-	-	-	DNP	-	-	-	-	-	-	-
at Wyoming	-	-	-	-	-	-	DNP	-	-	-	-	-	-	-
at Michigan	-	-	-	-	-	-	DNP	-	-	-	-	-	-	-
Virginia														
Clemson														
N. Greenville														
at Florida														
at Miss. State														
Missouri														
at Vanderbilt														
at LSU														
Auburn														
at Okla. State														
Tennessee														
at Georgia														
at Kentucky														
Arkansas														
at Tennessee														
Texas A&M														
Ole Miss														
at Miss. State														
Alabama														
at Missouri														
at Texas A&M														
Georgia														

* indicates starter

PLAYER BIO

2018-19

> Has not yet suited up for the Gamecocks

Personal

> A three-star prospect according to 247sports.com
> Spent 2017-18 season at Montverde Academy
> Averaged 29.2 points, 4.3 rebounds and 3.1 assists per game during senior campaign at East Chicago Central High School
> Named an Indiana All-Star following senior campaign
> Tallied 45 points during prep career vs. Evansville Bossee, and 36 points against Indianapolis North Central
> Son of Jermaine Couisnard and Raven Merckerson
> Has two sisters, Maya and Kalani
> Major is undecided
> Favorite athlete is LeBron James

CAREER STATISTICS

Season	GP-GS	Min	Avg	FG	FGA	Pct	3FG	3FGA	Pct	FT	FTA	Pct	Off	Def	Tot	Avg	PF	FO	Ast	TO	Blk	Stl	Pts	Avg
2018-19																								

(SEC ONLY)

Season	GP-GS	Min	Avg	FG	FGA	Pct	3FG	3FGA	Pct	FT	FTA	Pct	Off	Def	Tot	Avg	PF	FO	Ast	TO	Blk	Stl	Pts	Avg
2019																								

20 ALANZO FRINK

FR. - F - 6-6 - 265 - JERSEY CITY, N.J./ROSELLE CATHOLIC

CAREER HIGHS

Points	4	2x, last at Michigan (Dec. 8, 2018)
FG	2	2x, last at Michigan (Dec. 8, 2018)
FGA	3	2x, last at Michigan (Dec. 8, 2018)
3FG	-	-
3FGA	1	2x, last at Michigan (Dec. 8, 2018)
FT Made	-	-
FT Attempts	-	-
Rebounds	1	2x, last at Wyoming (Dec. 5, 2018)
Assists	1	vs. Coastal Carolina (Nov. 30, 2018)
Blocks	-	-
Steals	1	vs. Coastal Carolina (Nov. 30, 2018)
Minutes	10	at Michigan (Dec. 8, 2018)

SUPERLATIVES

	'18-19
Double-figure scoring	-
Double-figure rebounding	-
Double-double	-
2+ blocks	-
Team high scoring	-
Team high rebounding	-
Team high blocks	-



2018-19 GAME-BY-GAME

OPPONENT	MIN	FG	PCT.	3FG	PCT.	FT	PCT.	O-D-T	PF	A	TO	BLK	STL	PTS
USC Upstate	-	-	-	-	-	-	DNP	Knee Injury	-	-	-	-	-	-
Stony Brook	-	-	-	-	-	-	DNP	Knee Injury	-	-	-	-	-	-
Norfolk State	-	-	-	-	-	-	DNP	Knee Injury	-	-	-	-	-	-
vs. Providence	-	-	-	-	-	-	DNP	Knee Injury	-	-	-	-	-	-
vs. GW	-	-	-	-	-	-	DNP	Knee Injury	-	-	-	-	-	-
Wofford	-	-	-	-	-	-	DNP	Knee Injury	-	-	-	-	-	-
Coastal Carolina	9	0-2	.000	0-1	.000	0-0	.000	1-0-1	2	1	1	0	1	0
at Wyoming	6	2-3	.667	0-0	.000	0-0	.000	1-0-1	2	0	1	0	0	4
at Michigan	10	2-3	.667	0-1	.000	0-0	.000	0-0-0	3	0	0	0	0	4
Virginia														
Clemson														
N. Greenville														
at Florida														
at Miss. State														
Missouri														
at Vanderbilt														
at LSU														
Auburn														
at Okla. State														
Tennessee														
at Georgia														
at Kentucky														
Arkansas														
at Tennessee														
Texas A&M														
Ole Miss														
at Miss. State														
Alabama														
at Missouri														
at Texas A&M														
Georgia														
* indicates starter														

PLAYER BIO

2018-19

> Had four points, the first of his career, in six minutes off the bench at Wyoming (12/5)
 > Made collegiate debut in win vs. Coastal Carolina (11/30), playing nine minutes off the bench with a rebound, an assist and a steal

Personal

> Averaged 11.7 points and 4.7 rebounds per game during senior season at Roselle Catholic, helping the squad to a 29-4 record
 > Averaged 16.6 points and 5.9 rebounds per contest over seven state tournament games to help lead Roselle to the Tournament of Champions title as a senior
 > Represented the Dominican Republic in the FIBA U18 Americas Championship during the summer of 2018, averaging 18.2 points, 8.7 rebounds and 1.8 assists per game
 > Also represented the Dominican Republic in 2017 (Centrobasket U17 Championship, 18.2 points per game), in 2016 (FIBA U17 World Championships, 14.0 points per game, 7.2 rebounds per game), and in 2015 (Centrobasket U17 Championship and the FIBA Americas U16 Championship)
 > Son of Jerome Sr., and Ingrid Frink
 > Brother, Jerome, played college basketball at FIU before finishing his career at Long Island University Brooklyn
 > An exercise science major
 > Favorite athlete is LeBron James

CAREER STATISTICS

Season	GP-GS	Min	Avg	FG	FGA	Pct	3FG	3FGA	Pct	FT	FTA	Pct	Off	Def	Tot	Avg	PF	FO	Ast	TO	Blk	Stl	Pts	Avg
2018-19	3-0	25	8.3	4	8	.500	0	2	.000	0	0	.000	2	0	2	0.7	7	0	1	2	0	1	8	2.7

(SEC ONLY)

Season	GP-GS	Min	Avg	FG	FGA	Pct	3FG	3FGA	Pct	FT	FTA	Pct	Off	Def	Tot	Avg	PF	FO	Ast	TO	Blk	Stl	Pts	Avg
2019																								

00 A.J. LAWSON


FR. - F - 6-6 - 172 - TORONTO, ONTARIO, CANADA/GTA PREP

CAREER HIGHS

Points	25	vs. Coastal Carolina (Nov. 30, 2018)
FG	8	vs. Stony Brook (Nov. 9, 2018)
FGA	17	vs. Stony Brook (Nov. 9, 2018)
3FG	3	vs. Stony Brook (Nov. 9, 2018)
3FGA	9	at Wyoming (Dec. 5, 2018)
FT Made	11	vs. Coastal Carolina (Nov. 30, 2018)
FT Attempts	15	vs. Coastal Carolina (Nov. 30, 2018)
Rebounds	9	2x, last at Wyoming (Dec. 5, 2018)
Assists	8	vs. Norfolk State (Nov. 13, 2018)
Blocks	1	2x, last at Wyoming (Dec. 5, 2018)
Steals	3	3x, last at Michigan (Dec. 8, 2018)
Minutes	38	vs. Coastal Carolina (Nov. 30, 2018)

SUPERLATIVES

	'18-19
Double-figure scoring	7
Double-figure rebounding	-
Double-double	-
2+ assists	6
Team high scoring	4
Team high rebounding	1
Team high assists	5
Team high steals	2



2018-19 GAME-BY-GAME

OPPONENT	MIN	FG	PCT.	3FG	PCT.	FT	PCT.	O-D-T	PF	A	TO	BLK	STL	PTS
USC Upstate*	20	2-10	.200	0-3	.000	5-8	.625	0-2-2	2	1	5	0	1	9
Stony Brook*	35	8-17	.470	3-8	.375	4-7	.250	0-2-2	1	6	2	0	3	23
Norfolk State*	30	6-13	.461	3-7	.428	3-6	.500	0-6-6	2	8	5	1	1	18
vs. Providence*	23	4-12	.333	1-6	.167	1-4	.250	0-4-4	4	3	4	0	1	10
vs. GW*	31	7-9	.778	2-3	.667	3-7	.429	2-7-9	3	5	3	0	0	19
Wofford*	20	0-5	.000	0-3	.000	0-0	.000	0-2-2	4	1	3	0	0	0
Coastal Carolina*	38	6-10	.600	2-5	.400	11-15	.733	2-4-6	2	2	4	0	3	25
at Wyoming*	31	5-16	.313	2-9	.222	3-3	1.000	2-7-9	2	1	6	1	1	15
at Michigan*	23	3-7	.429	1-2	.500	3-4	.750	0-0-0	2	5	2	0	3	10
Virginia														
Clemson														
N. Greenville														
at Florida														
at Miss. State														
Missouri														
at Vanderbilt														
at LSU														
Auburn														
at Okla. State														
Tennessee														
at Georgia														
at Kentucky														
Arkansas														
at Tennessee														
Texas A&M														
Ole Miss														
at Miss. State														
Alabama														
at Missouri														
at Texas A&M														
Georgia														
* indicates starter														

PLAYER BIO

2018-19

> Scored 10 points with team-high five assists and three steals at No. 5/5 Michigan (12/8)

> Had 15 points and nine rebounds, falling just shy of recording his first career double-double at Wyoming (12/5)

> Scored career-high 25 points in win vs. Coastal Carolina (11/30) on 6-of-10 shooting, logged career highs in free throws (11), free throw attempts (15) and minutes (38)

> Poured in 19 points thanks to an efficient 7-for-9 shooting performance in blowout win vs. George Washington (11/18), also had nine rebounds and five assists

> Tallied 10 points and dished out a team high three assists vs. Providence (11/17)

> Another solid outing in win vs. Norfolk State (11/13), matched team high with 18 points, along with team highs of six rebounds and eight assists

> Led the Gamecocks with 23 points on 8-of-17 shooting from the field, while also dishing a team high six assists and collecting a team high three steals vs. Stony Brook (11/9)

> Scored nine points in college debut vs. USC Upstate (11/6)

Personal

> Three-star prospect according to 247sports.com

> Before reclassifying to the 2018 class, was ranked as a top-40 prospect in the 2019 class

> Listed as the top 2019 Canadian prospect by North Pole Hoops in the spring of 2018 before reclassifying

> Played prep basketball at GTA Prep in Mississauga, Ontario

> Played at the FIBA U18 Americas Championship with Team Canada during the summer of 2018, averaging 14.8 points, 5.4 rebounds and 1.2 assists per game at the event

> Scored an event high 20 points against Ecuador at the FIBA U18 Americas Championship, and tallied 18 points with 12 rebounds against the USA

> Son of Anthony Lawson and Kathleen Parchment

> Has a sister, Keisha

> A sport and entertainment management major

> Favorite athlete is LeBron James

CAREER STATISTICS

Season	GP-GS	Min	Avg	FG	FGA	Pct	3FG	3FGA	Pct	FT	FTA	Pct	Off	Def	Tot	Avg	PF	FO	Ast	TO	Blk	Stl	Pts	Avg
2018-19	9-9	251	27.9	41	99	.414	14	46	.304	34	54	.611	6	34	40	4.4	22	0	32	34	2	13	129	14.3

(SEC ONLY)

Season	GP-GS	Min	Avg	FG	FGA	Pct	3FG	3FGA	Pct	FT	FTA	Pct	Off	Def	Tot	Avg	PF	FO	Ast	TO	Blk	Stl	Pts	Avg
2019																								

1 T.J. MOSS


FR. - G - 6-2 - 193 - MEMPHIS, TENN./FINDLAY PREP

CAREER HIGHS

Points	12	vs. Providence (Nov. 17, 2018)
FG	5	vs. Providence (Nov. 17, 2018)
FGA	10	vs. Providence (Nov. 17, 2018)
3FG	3	vs. George Washington (Nov. 18, 2018)
3FGA	5	2x, last vs. Coastal Carolina (Nov. 30, 2018)
FT Made	2	vs. George Washington (Nov. 18, 2018)
FT Attempts	2	3x, vs. Coastal Carolina (Nov. 30, 2018)
Rebounds	4	vs. Coastal Carolina (Nov. 30, 2018)
Assists	4	at Wyoming (Dec. 5, 2018)
Blocks	-	-
Steals	1	4x, last at Michigan (Dec. 8, 2018)
Minutes	32	at Wyoming (Dec. 5, 2018)

SUPERLATIVES

	'18-19
Double-figure scoring	2
Double-figure rebounding	-
Double-double	-
2+ assists	3
Team high scoring	-
Team high rebounding	-
Team high assists	1



2018-19 GAME-BY-GAME

OPPONENT	MIN	FG	PCT.	3FG	PCT.	FT	PCT.	O-D-T	PF	A	TO	BLK	STL	PTS
USC Upstate	-	-	-	-	-	-	DNP	Foot Injury	-	-	-	-	-	-
Stony Brook	-	-	-	-	-	-	DNP	Foot Injury	-	-	-	-	-	-
Norfolk State	10	1-2	.500	1-2	.500	0-0	.000	0-1-1	0	1	0	0	0	3
vs. Providence	20	5-10	.500	2-5	.400	0-0	.000	0-2-2	0	1	1	0	1	12
vs. GW	18	3-5	.600	3-4	.750	2-2	1.000	0-2-2	3	2	5	0	1	11
Wofford	27	2-8	.250	0-4	.000	1-2	.500	0-1-1	1	3	2	0	1	5
Coastal Carolina*	25	1-8	.125	1-5	.200	1-2	.500	0-4-4	0	0	0	0	0	4
at Wyoming*	32	3-7	.429	1-4	.250	0-0	.000	0-2-2	2	4	4	0	0	7
at Michigan*	12	1-1	1.000	0-0	.000	0-0	.000	0-1-1	2	2	2	0	1	2
Virginia														
Clemson														
N. Greenville														
at Florida														
at Miss. State														
Missouri														
at Vanderbilt														
at LSU														
Auburn														
at Okla. State														
Tennessee														
at Georgia														
at Kentucky														
Arkansas														
at Tennessee														
Texas A&M														
Ole Miss														
at Miss. State														
Alabama														
at Missouri														
at Texas A&M														
Georgia														
* indicates starter														

PLAYER BIO

2018-19

- > Dished out a career-high four assists to go alongside seven points in first game playing 30-minutes plus at Wyoming (12/5)
- > Made first career start in win vs. Coastal Carolina (11/30)
- > Played career-high 27 minutes vs. Wofford (11/26), dishing out three assists
- > Scored 11 points after sinking a career-high three shots from behind the arc in blowout win vs. George Washington (11/18)
- > 12 points on 5-of-10 shooting, playing a season high 20 minutes vs. Providence (11/17)
- > Hit a 3 and dished an assists in college debut vs. Norfolk State (11/13)
- > Missed the first two games of the season due to a right foot injury

Personal

- > Listed as a four-star prospect according to ESPN.com, and a three-star prospect according to 247sports.com
- > Helped lead his Findlay Prep squad to a 32-5 overall record in 2017-18, advancing to the semifinal round of the high school national tournament
- > Averaged a team high 6.2 assists per game at Findlay Prep
- > Prior to time at Findlay Prep, spent three seasons at Memphis East High School, helping his squad to a combined 65-5 record during his final two seasons
- > A retail management major
- > Son of Terrence and Timitra Moss
- > Has two brothers, Tevin and Tyler
- > Favorite athlete is Kevin Durant
- > His dream job is to be a fashion designer

CAREER STATISTICS

Season	GP-GS	Min	Avg	FG	FGA	Pct	3FG	3FGA	Pct	FT	FTA	Pct	Off	Def	Tot	Avg	PF	FO	Ast	TO	Blk	Stl	Pts	Avg
2018-19	7-3	144	20.6	16	41	.390	8	24	.333	4	6	.667	0	13	13	1.9	8	0	13	14	0	4	44	6.3

(SEC ONLY)

Season	GP-GS	Min	Avg	FG	FGA	Pct	3FG	3FGA	Pct	FT	FTA	Pct	Off	Def	Tot	Avg	PF	FO	Ast	TO	Blk	Stl	Pts	Avg
2019																								

14 NATHAN NELSON


FR. - F - 6-5 - 174 - MURFREESBORO, TENN./BLACKMAN

CAREER HIGHS

Points
FG
FGA
3FG
3FGA
FT Made
FT Attempts
Rebounds
Assists
Blocks
Steals
Minutes

SUPERLATIVES

'18-19
Double-figure scoring -
Double-figure rebounding -
Double-double -
2+ blocks -
Team high scoring -
Team high rebounding -
Team high blocks -



2018-19 GAME-BY-GAME

OPPONENT	MIN	FG	PCT.	3FG	PCT.	FT	PCT.	O-D-T	PF	A	TO	BLK	STL	PTS
USC Upstate	-	-	-	-	-	-	DNP	Illness	-	-	-	-	-	-
Stony Brook	-	-	-	-	-	-	DNP	Illness	-	-	-	-	-	-
Norfolk State	-	-	-	-	-	-	DNP	Illness	-	-	-	-	-	-
vs. Providence	-	-	-	-	-	-	DNP	Illness	-	-	-	-	-	-
vs. GW	-	-	-	-	-	-	DNP	Illness	-	-	-	-	-	-
Wofford	-	-	-	-	-	-	DNP	Coaches Decision	-	-	-	-	-	-
Coastal Carolina	-	-	-	-	-	-	DNP	Coaches Decision	-	-	-	-	-	-
at Wyoming	-	-	-	-	-	-	DNP	Coaches Decision	-	-	-	-	-	-
at Michigan	-	-	-	-	-	-	DNP	Coaches Decision	-	-	-	-	-	-
Virginia														
Clemson														
N. Greenville														
at Florida														
at Miss. State														
Missouri														
at Vanderbilt														
at LSU														
Auburn														
at Okla. State														
Tennessee														
at Georgia														
at Kentucky														
Arkansas														
at Tennessee														
Texas A&M														
Ole Miss														
at Miss. State														
Alabama														
at Missouri														
at Texas A&M														
Georgia														
* indicates starter														

PLAYER BIO

2018-19

> Has not yet suited up for the Gamecocks

Personal

> Played prep basketball at Blackman High School in Murfreesboro, Tenn.
> Averaged 9.0 points, 5.7 rebounds and 2.3 assists per game as a senior
> Helped team to a 32-1 record during senior campaign, and the team was ranked second in Tennessee
> Hit 49 percent from the field, 44 percent from 3-point range and 80 percent from the free throw line as a senior
> Named to the Murfreesboro Post's All-County second team following senior campaign
> Son of Lynn Nelson and Antoinette van Zelm
> Has a sister, Elizabeth
> His favorite athlete is John Wall
> His dream job is to be a CIA agent

CAREER STATISTICS

Season	GP-GS	Min	Avg	FG	FGA	Pct	3FG	3FGA	Pct	FT	FTA	Pct	Off	Def	Tot	Avg	PF	FO	Ast	TO	Blk	Stl	Pts	Avg
2018-19																								

(SEC ONLY)

Season	GP-GS	Min	Avg	FG	FGA	Pct	3FG	3FGA	Pct	FT	FTA	Pct	Off	Def	Tot	Avg	PF	FO	Ast	TO	Blk	Stl	Pts	Avg
2019																								

THE LAST TIME IN SOUTH CAROLINA BASKETBALL

AN INDIVIDUAL ...

Scored 20 or more points:	South Carolina: A.J. Lawson (25) and Hassani Gravett (23), vs. Coastal Carolina, Nov. 30, 2018, in Columbia, S.C. Opponent: Jordan Poole (26), Michigan, Dec. 8, 2018, in Ann Arbor, Mich.
Scored 30 or more points:	South Carolina: Sindarius Thornwell (44), vs. Alabama, Feb. 7, 2017, in Columbia, S.C. Opponent: Nathan Hoover (30), Wofford, Nov. 26, 2018, in Columbia, S.C.
Scored 35 or more points:	South Carolina: Sindarius Thornwell (44) vs. Alabama, Feb. 7, 2017, in Columbia, S.C. Opponent: Kevin Punter (36), Tennessee, Jan. 23, 2016 in Knoxville, Tenn.
Scored 40 or more points:	South Carolina: Sindarius Thornwell (44), vs. Alabama, Feb. 7, 2017, in Columbia, S.C. Opponent: Austin Carr (43), Notre Dame, Dec. 30, 1969 in New Orleans, La.
Collected 20 or more rebounds:	South Carolina: Sindarius Thornwell (21), vs. Alabama, Feb. 7, 2017, in Columbia, S.C. Opponent: Ekpe Udoh (20), Baylor , Jan. 2, 2010 in Columbia, S.C.
Collected 15 or more rebounds:	South Carolina: Sindarius Thornwell (21), vs. Alabama, Feb. 7, 2017, in Columbia, S.C. Opponent: Amile Jefferson (15), Duke, March 19, 2017, in Greenville, S.C.
Made 12 or more field goals:	South Carolina: Laimonas Chatkevicius (15), vs. High Point, March 15, 2016, in Columbia, S.C. Opponent: Michael Frazier II (12), Florida, March 4, 2014 in Columbia, S.C.
Made 10 or more field goals:	South Carolina: Chris Silva (10), at FIU, Nov. 27, 2017, in Miami Opponent: Luwane Pipkins (10), UMass, Dec. 2, 2017, in Columbia, S.C.
Attempted 20 or more field goals:	South Carolina: Sindarius Thornwell (25) & PJ Dozier (24), vs. Alabama, Feb. 7, 2017, in Columbia, S.C. Opponent: Luwane Pipkins (20), UMass, Dec. 2, 2017, in Columbia, S.C.
Attempted 25 or more field goals:	South Carolina: Sindarius Thornwell, 25, vs. Alabama, Feb. 7, 2017 in Columbia, S.C. Opponent: Kemmy Burgess (Alaska-Anchorage), 26, Nov. 24, 2005 in Anchorage, Alaska
Dished 10 or more assists:	South Carolina: Devan Downey, 11, vs. LSU, March 13, 2008 in Atlanta, Ga. Opponent: 11, Jabril Durham, Arkansas, March 5, 2016 in Fayetteville, Ark.
Swiped 5 or more steals:	South Carolina: Sindarius Thornwell, 5, vs. Texas A&M, Jan. 7, 2017 in Columbia, S.C. Opponent: 6, Thomas Wilder, Western Michigan, Nov. 13, 2017 in Columbia, S.C.
Blocked 5 or more shots:	South Carolina: Chris Silva (6), vs. Coastal Carolina, Nov. 30, 2018, in Columbia, S.C. Opponent: Robert Williams (5), Texas A&M, Feb. 3, 2018, in College Station, Texas
Made 5 or more 3-point field goals:	South Carolina: Hassani Gravett (5), vs. Norfolk State (Nov. 13, 2018), in Columbia, S.C. Opponent: Jake Hendricks (5), Wyoming, Dec. 5, 2018, in Laramie, Wyo.
Attempted 8 or more 3-point field goals:	South Carolina: A.J. Lawson (9), vs. Wyoming, Dec. 5, 2018, in Laramie, Wyo. Opponent: Jake Hendricks (8), Wyoming, Dec. 5, 2018, in Laramie, Wyo.
Made 10 or more free throws:	South Carolina: A.J. Lawson (11), vs. Coastal Carolina, Nov. 30, 2018, in Columbia, S.C. Opponent: Ignas Brazdeikis (11), Michigan, Dec. 8, 2018, in Ann Arbor, Mich.
Attempted 15 or more free throws:	South Carolina: A.J. Lawson (15), vs. Coastal Carolina, Nov. 30, 2018, in Columbia, S.C. Opponent: Milik Yarbrough (18), Illinois State, Nov. 16, 2017, in Myrtle Beach, S.C.
Played all 40 minutes of regulation:	South Carolina: Duane Notice, vs. Texas A&M, Feb. 21, 2015 in Columbia, S.C. Opponent: Kenny Hairston, Limestone, Dec. 27, 2017, in Columbia, S.C.
A player hit a last-second shot (within 3 seconds) to win a game:	South Carolina: PJ Dozier (Buzzer Beater), vs. Monmouth, Nov. 15, 2016, in Columbia, S.C. Opponent: JJ Frazier (Free Throws), Georgia, March 11, 2016 in Nashville, Tenn.
A player had a double-double:	South Carolina: Chris Silva (18 points, 12 rebounds), vs. Michigan, Dec. 8, 2018, in Ann Arbor, Mich. Opponent: Justin James (20 points, 12 rebounds), Wyoming, Dec. 5, 2018, in Laramie, Wyo.
Two or more players had a double-double:	South Carolina: Chris Silva (19 points, 11 rebounds), Frank Booker (27 points, 10 rebounds), vs. Auburn, March 3, 2018, in Auburn, Ala. Opponent: Sebastain Saiz (21 points, 15 rebounds), Justas Furmanavicius (12 points, 10 rebounds), Ole Miss, March 4, 2017, in Oxford, Miss.
A player had a triple-double:	South Carolina: Sam Muldrow (16 points, 14 rebounds, 10 blocks) vs. Vanderbilt, Jan. 8, 2011 in Columbia, S.C. Opponent: Daniel Hackett (Southern California - 22 points, 10 rebounds, 10 assists), Nov. 17, 2007 in Columbia, S.C. <i>*** Only second triple-double in South Carolina history (Chuck Eidson (25 points, 10 rebounds, 10 assists) vs. SC State, Nov. 29, 2002 in Columbia, S.C..</i>
Scored 30 or more points in back-to-back games:	South Carolina: Devan Downey, 30 vs. Kentucky, Jan. 26, 2010 in Columbia, S.C. 33 vs. Georgia, Jan. 30, 2010, in Columbia, S.C.
Scored 25 or more points in back-to-back games:	South Carolina: Frank Booker, 25, vs. LSU, Feb. 28, 2018, in Columbia, S.C. 27, at Auburn, March 3, 2018, in Auburn, Ala.

A TEAM ...

Scored 100 or more points:	South Carolina: 103 vs. The Citadel, Nov. 12, 2007 in Columbia, S.C. Opponent: 107, Vanderbilt, Feb. 17, 1996 in Nashville, Tenn.
Scored 50 points or less:	South Carolina: 41, vs. Florida, Feb. 10, 2018, in Columbia, S.C. Opponent: 45, Limestone, Dec. 27, 2017, in Columbia, S.C.
Scored 50 points in a half:	South Carolina: 50 (1st half) vs. Coastal Carolina, Nov. 30, 2018, in Columbia, S.C. Opponent: 50 (2nd half), Stony Brook, Nov. 9, 2018, in Columbia, S.C.
Failed to score 25 points in a half:	South Carolina: 24 (2nd half), vs. Georgia, Feb. 21, 2018, in Columbia, S.C. Opponent: 18 (1st half), George Washington, Nov. 18, 2018, Uncasville, Conn.

Collected 50 or more rebounds:	South Carolina: 50, vs. USC Upstate, Nov. 6, 2018, in Columbia Opponent: 62, Alabama, Feb. 7, 2017, in Columbia, S.C.
Shot 60% or better from the field:	South Carolina: 60.0% (39-65), vs. High Point, March 15, 2016, in Columbia, S.C. Opponent: 69.6% (32-46) Missouri, Feb. 28, 2013, in Columbia, S.C.
Shot 50% or better from the field:	South Carolina: 51.6% (32-62), vs. Michigan, Dec. 8, 2018, in Ann Arbor, Mich. Opponent: 51.9% (28-54), Michigan, Dec. 8, 2018, in Ann Arbor, Mich.
Shot less than 30% from the field:	South Carolina: 27.8% (15-54), vs. Florida, Feb. 10, 2018, in Columbia, S.C. Opponent: 27.6% (16-58), vs. George Washington, Nov. 18, 2018, in Uncasville, Conn.
Shot 50% or better from 3-point range (at least 10 attempts):	South Carolina: 52.0% (13-25), vs. George Washington, Nov. 18, 2018, in Uncasville, Conn. Opponent: 50% (10-20), Wyoming, Dec. 5, 2018, in Laramie, Wyo.
Shot 20% or less from 3-point range (at least 10 attempts):	South Carolina: 15% (3-20), vs. Wyoming, Dec. 5, 2018, in Laramie, Wyo. Opponent: 18.5% (5-27), vs. George Washington, Nov. 18, 2018, in Uncasville, Conn.
Dished 20 or more assists:	South Carolina: 21, vs. Norfolk State (Nov. 13, 2018), in Columbia, S.C. Opponent: 20, Mississippi State, Feb. 27, 2016, in Starkville, Miss.
Made 35 or more shots:	South Carolina: 35, vs. Marquette, March 17, 2017, in Greenville, S.C. Opponent: 35, vs. Tennessee, March 5, 2009, in Columbia, S.C.
Attempted 80 or more shots:	South Carolina: 88 vs. Alabama, Feb. 7, 2017, in Columbia, S.C. Opponent: 83, LSU, Feb. 10, 1996, in Columbia, S.C.
Attempted 70 or more shots:	South Carolina: 70, vs. Texas A&M, Jan. 7, 2017, in Columbia, S.C. Opponent: 70, Stony Brook, Nov. 9, 2018, in Columbia, S.C.
Made 10 or more 3-pointers:	South Carolina: 10, vs. Coastal Carolina, Nov. 30, 2018, in Coulmbia, S.C. Opponent: 11, Coastal Carolina, Nov. 30, 2018, in Coulmbia, S.C.
Did not make a 3-pointer:	South Carolina: .000 (0-18) vs. USC Upstate, Nov. 6, 2018, in Columbia Opponent: Florida, Jan. 18, 2017, in Columbia, S.C.
Attempted 30 or more 3-pointers:	South Carolina: 31, vs. Georgia, Feb. 21, 2018, in Columbia, S.C. Opponent: 31, Auburn, March 3, 2018, in Auburn, Ala.
Attempted 25 or more 3-pointers:	South Carolina: 26, vs. Coastal Carolina, Nov. 30, 2018, in Coulmbia, S.C. Opponent: 29, Wofford, Nov. 26, 2018, in Columbia
Made 30 or more free throws:	South Carolina: 35, vs. Alabama, Feb. 7, 2017, in Columbia, S.C. Opponent: 30, Auburn, Feb. 17, 2018, in Columbia, S.C.
Attempted 40 or more free throws:	South Carolina: 50, vs. Alabama, Feb. 7, 2017, in Columbia, S.C. Opponent: 42, Kentucky, March 1, 2014, in Columbia, S.C.
Swiped 15 or more steals:	South Carolina: 15 vs. Vanderbilt, Jan. 16, 2010, in Columbia, S.C. Opponent: 15, Monmouth, Nov. 15, 2016, in Columbia, S.C.
Blocked 12 or more shots:	South Carolina: 12, vs. Coastal Carolina, Nov. 30, 2018, in Coulmbia, S.C. Opponent: 12, Mississippi State, Jan. 26, 2016, in Columbia, S.C.
Blocked 8 or more shots:	South Carolina: 8, vs. Norfolk State Nov. 13, 2018, in Columbia, S.C. Opponent: 10, Florida, Feb. 10, 2018, in Columbia, S.C.
Won by 30 or more points:	South Carolina: 35, vs. George Washington, Nov. 18, 2018, in Uncasville, Conn. Opponent: 34, Kentucky, Feb. 14, 2015, in Lexington, Ky.
Won by 20 or more points:	South Carolina: 29, vs. Limestone, Dec. 27, 2017, in Columbia, S.C. Opponent: 23, Texas A&M, Feb. 3, 2018, in College Station, Texas
Played a single overtime game:	Win: 83-74, vs. LSU, Feb. 28, 2018, in Columbia, S.C. Loss: 72-68 at Mississippi State, Feb. 24, 2018, in Starkville, Miss.
Played a double overtime game:	Win: 87-85 vs. WKU, Nov. 27, 2010, in Bowling Green, Ky. Loss: 98-88 vs. Louisville, Feb. 20, 1988, in Columbia, S.C.
South Carolina played a No. 1 Team in the country:	Win: 68-62 vs. Kentucky, Jan. 26, 2010, in Columbia, S.C. Loss: 77-43 loss at Kentucky, Feb. 14, 2015, in Lexington, Ky.
South Carolina played a top-5 opponent:	Win: 68-62 vs. No. 1/1 Kentucky, Jan. 26, 2010, in Columbia, S.C. Loss: 89-78 loss to No. 5/5 Michigan, Dec. 8, 2018, in Ann Arbor, Mich.
South Carolina played a top-10 opponent:	Win: 84-75 win vs. No. 10/11 Auburn, Feb. 17, 2018, in Columbia, S.C. Loss: 58-43 loss vs. Kentucky, Jan. 24, 2015, in Columbia, S.C.
South Carolina played a top-25 opponent:	Win: 77-72 win at No. 20/22 Florida, Jan. 24, 2018, in Gainesville, Fla. Loss: 79-70 at No. 14/15 Auburn, March 3, 2018, in Auburn, Ala.
South Carolina defeated a ranked opponent:	Home: 84-75 win vs. No. 10/11 Auburn, Feb. 17, 2018, in Columbia, S.C. Away: 77-72 win at No. 20/22 Florida, Jan. 24, 2018, in Gainesville, Fla. Neutral: 77-70 vs. No. 20/17 Florida, March 26, 2017, in New York City SEC Home: 84-75 win vs. No. 10/11 Auburn, Feb. 17, 2018, in Columbia, S.C. SEC Away: 77-72 win at No. 20/22 Florida, Jan. 24, 2018, in Gainesville, Fla. Non-conference away: 85-84 win at No. 19/20 Baylor, Jan. 2, 2009, in Waco, Texas
South Carolina defeated a top 10 opponent:	Home: 84-75 win vs. No. 10/11 Auburn, Feb. 17, 2018, in Columbia, S.C. Away: 81-78 win at No. 8/8 Texas A&M, Feb. 6, 2016, in College Station, Texas Neutral: 88-81 win vs. No. 7/7 Duke, March 19, 2017, in Greenville, S.C.
A South Carolina win opened the season:	Home: 65-52 win vs. USC Upstate, Nov. 6, 2018, in Columbia, S.C. Away: 73-52 win at Wofford on Nov. 10, 2017, in Spartanburg, S.C. Neutral: 74-61 win vs. Chaminade, Nov. 19, 2001, in Maui, Hawaii (Maui Invite)
South Carolina opened SEC play:	Home: 79-68 loss vs. Missouri, Jan. 3, 2018, in Columbia, S.C. Away: 74-69 loss at Ole Miss, Dec. 31, 2017, in Oxford, Miss.



2018-19 South Carolina Basketball South Carolina Combined Team Statistics (as of Dec 08, 2018) All games

RECORD:	OVERALL	HOME	AWAY	NEUTRAL
ALL GAMES	4-5	3-2	0-2	1-1
CONFERENCE	0-0	0-0	0-0	0-0
NON-CONFERENCE	4-5	3-2	0-2	1-1

#	Player	gp-gs	min	avg	Total		3-Point		F-Throw		Rebounds				pf	dq	a	to	blk	stl	pts	avg
					fg-fga	fg%	3fg-fga	3fg%	ft-fa	ft%	off	def	tot	avg								
00	LAWSON, A.J.	9-9	251	27.9	41-99	.414	14-46	.304	33-54	.611	6	34	40	4.4	22	0	32	34	2	13	129	14.3
30	SILVA, Chris	9-9	221	24.6	32-76	.421	3-8	.375	33-50	.660	23	37	60	6.7	30	1	11	16	16	8	100	11.1
02	GRAVETT, Hassani	9-1	241	26.8	28-58	.483	17-36	.472	16-20	.800	8	26	34	3.8	17	0	16	12	3	5	89	9.9
21	KOTSAR, Maik	9-9	221	24.6	34-65	.523	3-5	.600	8-14	.571	12	29	41	4.6	25	0	8	11	10	12	79	8.8
24	BRYANT, Keyshawn	9-3	162	18.0	30-68	.441	0-7	.000	17-21	.810	8	25	33	3.7	21	1	14	16	5	2	77	8.6
10	MINAYA, Justin	5-5	128	25.6	15-33	.455	2-15	.133	5-7	.714	10	18	28	5.6	18	2	8	4	1	3	37	7.4
13	HAASE, Felipe	9-0	191	21.2	16-43	.372	8-23	.348	19-22	.864	4	26	30	3.3	23	0	7	11	6	2	59	6.6
01	MOSS, T.J.	7-3	144	20.6	16-41	.390	8-24	.333	4-6	.667	0	13	13	1.9	8	0	13	14	0	4	44	6.3
04	CAMPBELL, Tre	9-6	196	21.8	16-54	.296	9-34	.265	7-8	.875	3	15	18	2.0	7	0	14	7	1	11	48	5.3
20	FRINK, Alanzo	3-0	25	8.3	4-8	.500	0-2	.000	0-0	.000	2	0	2	0.7	7	0	1	2	0	1	8	2.7
23	HINSON, Evan	1-0	12	12.0	1-4	.250	0-2	.000	0-0	.000	1	0	1	1.0	0	0	0	0	0	0	2	2.0
33	CUDD, Jason	3-0	8	2.7	0-0	.000	0-0	.000	0-0	.000	0	1	1	0.3	1	0	0	1	0	0	0	0.0
Team											25	17	42					2				
Total.....		9	1800		233-549	.424	64-202	.317	142-202	.703	102	241	343	38.1	179	4	124	130	44	61	672	74.7
Opponents.....		9	1800		209-520	.402	80-208	.385	154-207	.744	91	238	329	36.6	187	7	113	145	23	54	652	72.4

TEAM STATISTICS	SC	OPP
SCORING	672	652
Points per game	74.7	72.4
Scoring margin	+2.2	-
FIELD GOALS-ATT	233-549	209-520
Field goal pct	.424	.402
3 POINT FG-ATT	64-202	80-208
3-point FG pct	.317	.385
3-pt FG made per game	7.1	8.9
FREE THROWS-ATT	142-202	154-207
Free throw pct	.703	.744
F-Throws made per game	15.8	17.1
REBOUNDS	343	329
Rebounds per game	38.1	36.6
Rebounding margin	+1.6	-
ASSISTS	124	113
Assists per game	13.8	12.6
TURNOVERS	130	145
Turnovers per game	14.4	16.1
Turnover margin	+1.7	-
Assist/turnover ratio	1.0	0.8
STEALS	61	54
Steals per game	6.8	6.0
BLOCKS	44	23
Blocks per game	4.9	2.6
ATTENDANCE	48716	30420
Home games-Avg/Game	5-9743	2-8182
Neutral site-Avg/Game	-	2-7028

	Date	Opponent		Score	Att.
	11/6/18	USC UPSTATE	W	65-52	10145
1	11/9/18	STONY BROOK	L	81-83	9657
1	11/13/18	NORFOLK STATE	W	81-64	9038
2	11/17/18	vs Providence	L	67-76	7231
2	11/18/18	vs George Washington	W	90-55	6825
	11/26/18	WOFFORD	L	61-81	10561
	11/30/18	COASTAL CAROLINA	W	85-79	9315
	12/05/18	at Wyoming	L	64-73	3657
	12/08/18	at Michigan	L	78-89	12707

1 - Hall of Fame Tip-Off Tournament (Columbia, S.C./Colonial Life Arena)
2 - Hall of Fame Tip-Off Tournament (Uncasville, Conn./Mohegan Sun Arena)
* = Conference game

Score by Periods	1st	2nd	Totals
South Carolina	338	334	672
Opponents	267	385	652



2018-19 South Carolina Basketball
South Carolina Team Game-by-Game Comparison (as of Dec 18, 2018)
All games

Opponent	1st	2nd	Score	Mar	Total FG	FG Pct	3-Pointers	3FG Pct	Free Throws	FT Pct	Rebounds	Assist	T/Over	Block	Steal	Fouls
USC UPSTATE	30/22	35/30	65-52	+13	19-58/19-58	.328/.328	0-18/7-28	.000/.250	27-37/7-10	.730/.700	50/34 +16	6/10	19/22	3/3	11/7	13/28
STONY BROOK	32/33	49/50	81-83	(2)	29-63/27-70	.460/.386	9-23/10-22	.391/.455	14-26/19-23	.538/.826	33/49 (16)	18/15	10/15	5/3	4/5	21/22
NORFOLK STATE	37/23	44/41	81-64	+17	28-54/20-47	.519/.426	11-29/10-22	.379/.455	14-21/14-22	.667/.636	36/24 +12	21/8	15/15	8/3	7/5	16/22
Providence	35/27	32/49	67-76	(9)	25-62/22-56	.403/.393	6-25/4-13	.240/.308	11-14/28-34	.786/.824	38/39 (1)	8/13	12/12	2/3	6/5	26/18
George Washington	56/18	34/37	90-55	+35	34-69/16-58	.493/.276	13-25/5-27	.520/.185	9-16/18-25	.563/.720	48/32 +16	19/11	15/16	3/1	7/6	26/16
WOFFORD	25/28	36/53	61-81	(20)	19-57/31-65	.333/.477	7-25/13-29	.280/.448	16-21/6-12	.762/.500	37/43 (6)	12/17	17/17	3/1	3/7	16/23
COASTAL CAROLINA	50/41	35/38	85-79	+6	25-58/25-64	.431/.391	10-26/11-23	.385/.478	25-33/18-23	.758/.783	34/40 (6)	13/12	16/18	12/3	9/7	17/24
Wyoming	37/33	27/40	64-73	(9)	22-66/21-48	.333/.438	3-20/10-20	.150/.500	17-20/21-28	.850/.750	43/31 +12	13/14	16/14	5/2	6/7	23/20
Michigan	36/42	42/47	78-89	(11)	32-62/28-54	.516/.519	5-11/10-24	.455/.417	9-14/23-30	.643/.767	24/37 (13)	14/13	10/16	3/4	8/5	21/14

Note: Game totals are displayed in the format TEAM/OPPONENT for each category



2018-19 South Carolina Basketball
South Carolina Category Leaders (as of Dec 18, 2018)
All games

Points	G	Pts	Pts/G
LAWSON, A.J.	9	129	14.3
SILVA, Chris	9	100	11.1
GRAVETT, Hassani	9	89	9.9
KOTSAR, Maik	9	79	8.8
BRYANT, Keyshawn	9	77	8.6
HAASE, Felipe	9	59	6.6
CAMPBELL, Tre	9	48	5.3
MOSS, T.J.	7	44	6.3
MINAYA, Justin	5	37	7.4
FRINK, Alanzo	3	8	2.7
HINSON, Evan	1	2	2.0

FG Percentage	FG	Att	Pct
KOTSAR, Maik	34	65	.523
FRINK, Alanzo	4	8	.500
GRAVETT, Hassani	28	58	.483
MINAYA, Justin	15	33	.455
BRYANT, Keyshawn	30	68	.441
SILVA, Chris	32	76	.421
LAWSON, A.J.	41	99	.414
MOSS, T.J.	16	41	.390
HAASE, Felipe	16	43	.372
CAMPBELL, Tre	16	54	.296
HINSON, Evan	1	4	.250

3-Point Percentage	3FG	Att	Pct
KOTSAR, Maik	3	5	.600
GRAVETT, Hassani	17	36	.472
SILVA, Chris	3	8	.375
HAASE, Felipe	8	23	.348
MOSS, T.J.	8	24	.333
LAWSON, A.J.	14	46	.304
CAMPBELL, Tre	9	34	.265
MINAYA, Justin	2	15	.133
FRINK, Alanzo	0	2	.000
HINSON, Evan	0	2	.000
BRYANT, Keyshawn	0	7	.000

Free Throw Percent	FG	Att	Pct
CAMPBELL, Tre	7	8	.875
HAASE, Felipe	19	22	.864
BRYANT, Keyshawn	17	21	.810
GRAVETT, Hassani	16	20	.800
MINAYA, Justin	5	7	.714
MOSS, T.J.	4	6	.667
SILVA, Chris	33	50	.660
LAWSON, A.J.	33	54	.611
KOTSAR, Maik	8	14	.571

Scoring Average	G	Pts	Avg/G
LAWSON, A.J.	9	129	14.3
SILVA, Chris	9	100	11.1
GRAVETT, Hassani	9	89	9.9
KOTSAR, Maik	9	79	8.8
BRYANT, Keyshawn	9	77	8.6
MINAYA, Justin	5	37	7.4
HAASE, Felipe	9	59	6.6
MOSS, T.J.	7	44	6.3
CAMPBELL, Tre	9	48	5.3
FRINK, Alanzo	3	8	2.7
HINSON, Evan	1	2	2.0
CUDD, Jason	3	0	0.0

Field Goal Attempts	G	Att	Att/G
LAWSON, A.J.	9	99	11.0
SILVA, Chris	9	76	8.4
BRYANT, Keyshawn	9	68	7.6
KOTSAR, Maik	9	65	7.2
GRAVETT, Hassani	9	58	6.4

Field Goals Made	G	Made	Made/G
LAWSON, A.J.	9	41	4.6
KOTSAR, Maik	9	34	3.8
SILVA, Chris	9	32	3.6
BRYANT, Keyshawn	9	30	3.3
GRAVETT, Hassani	9	28	3.1

3-Point FG Attempts	G	Att	Att/G
LAWSON, A.J.	9	46	5.1
GRAVETT, Hassani	9	36	4.0
CAMPBELL, Tre	9	34	3.8
MOSS, T.J.	7	24	3.4
HAASE, Felipe	9	23	2.6

3-Point FG Made	G	Made	Made/G
GRAVETT, Hassani	9	17	1.9
LAWSON, A.J.	9	14	1.6
CAMPBELL, Tre	9	9	1.0
MOSS, T.J.	7	8	1.1
HAASE, Felipe	9	8	0.9

Free Throw Attempts	G	Att	Att/G
LAWSON, A.J.	9	54	6.0
SILVA, Chris	9	50	5.6
HAASE, Felipe	9	22	2.4
BRYANT, Keyshawn	9	21	2.3
GRAVETT, Hassani	9	20	2.2

Free Throws Made	G	Made	Made/G
SILVA, Chris	9	33	3.7
LAWSON, A.J.	9	33	3.7
HAASE, Felipe	9	19	2.1
BRYANT, Keyshawn	9	17	1.9
GRAVETT, Hassani	9	16	1.8



2018-19 South Carolina Basketball
South Carolina Category Leaders (as of Dec 18, 2018)
All games

Rebounds	G	Reb	Reb/G
SILVA, Chris	9	60	6.7
KOTSAR, Maik	9	41	4.6
LAWSON, A.J.	9	40	4.4
GRAVETT, Hassani	9	34	3.8
BRYANT, Keyshawn	9	33	3.7

Rebound Average	G	Reb	Avg/G
SILVA, Chris	9	60	6.7
MINAYA, Justin	5	28	5.6
KOTSAR, Maik	9	41	4.6
LAWSON, A.J.	9	40	4.4
GRAVETT, Hassani	9	34	3.8

Offensive Rebounds	G	No.	Avg/G
SILVA, Chris	9	23	2.6
KOTSAR, Maik	9	12	1.3
MINAYA, Justin	5	10	2.0
GRAVETT, Hassani	9	8	0.9
BRYANT, Keyshawn	9	8	0.9

Defensive Rebounds	G	No.	Avg/G
SILVA, Chris	9	37	4.1
LAWSON, A.J.	9	34	3.8
KOTSAR, Maik	9	29	3.2
GRAVETT, Hassani	9	26	2.9
HAASE, Felipe	9	26	2.9

Fouls	G	No.	Per/G
SILVA, Chris	9	30	3.3
KOTSAR, Maik	9	25	2.8
HAASE, Felipe	9	23	2.6
LAWSON, A.J.	9	22	2.4
BRYANT, Keyshawn	9	21	2.3

Foulsouts	G	No.
MINAYA, Justin	5	2
SILVA, Chris	9	1
BRYANT, Keyshawn	9	1

Assists	G	No.	Ast/G
LAWSON, A.J.	9	32	3.6
GRAVETT, Hassani	9	16	1.8
BRYANT, Keyshawn	9	14	1.6
CAMPBELL, Tre	9	14	1.6
MOSS, T.J.	7	13	1.9

Steals	G	No.	Stl/G
LAWSON, A.J.	9	13	1.4
KOTSAR, Maik	9	12	1.3
CAMPBELL, Tre	9	11	1.2
SILVA, Chris	9	8	0.9
GRAVETT, Hassani	9	5	0.6

Blocked Shots	G	No.	Blk/G
SILVA, Chris	9	16	1.8
KOTSAR, Maik	9	10	1.1
HAASE, Felipe	9	6	0.7
BRYANT, Keyshawn	9	5	0.6
GRAVETT, Hassani	9	3	0.3

Minutes	G	No.	Min/G
LAWSON, A.J.	9	251	27.9
GRAVETT, Hassani	9	241	26.8
KOTSAR, Maik	9	221	24.6
SILVA, Chris	9	221	24.6
CAMPBELL, Tre	9	196	21.8

Turnovers	G	No.	TO/G
LAWSON, A.J.	9	34	3.8
SILVA, Chris	9	16	1.8
BRYANT, Keyshawn	9	16	1.8
MOSS, T.J.	7	14	2.0
GRAVETT, Hassani	9	12	1.3



2018-19 South Carolina Basketball
South Carolina Team High/Low Analysis (as of Dec 18, 2018)
All games

South Carolina - TEAM GAME HIGHS

POINTS	90	vs George Washington (11/18/18)
	85	COASTAL CAROLINA (11/30/18)
	81	NORFOLK STATE (11/13/18)
	81	STONY BROOK (11/9/18)
	78	at Michigan (12/08/18)
FIELD GOALS MADE	34	vs George Washington (11/18/18)
	32	at Michigan (12/08/18)
FIELD GOAL ATTEMPTS	69	vs George Washington (11/18/18)
	66	at Wyoming (12/05/18)
FIELD GOAL PERCENTAGE	.519 (28-54)	NORFOLK STATE (11/13/18)
	.516 (32-62)	at Michigan (12/08/18)
3 PT FIELD GOALS MADE	13	vs George Washington (11/18/18)
	11	NORFOLK STATE (11/13/18)
3 PT FG ATTEMPTS	29	NORFOLK STATE (11/13/18)
	26	COASTAL CAROLINA (11/30/18)
3 PT FG PERCENTAGE	.520 (13-25)	vs George Washington (11/18/18)
	.455 (5-11)	at Michigan (12/08/18)
FREE THROWS MADE	27	USC UPSTATE (11/6/18)
	25	COASTAL CAROLINA (11/30/18)
FREE THROW ATTEMPTS	37	USC UPSTATE (11/6/18)
	33	COASTAL CAROLINA (11/30/18)
FREE THROW PERCENTAGE	.850 (17-20)	at Wyoming (12/05/18)
	.786 (11-14)	vs Providence (11/17/18)
REBOUNDS	50	USC UPSTATE (11/6/18)
	48	vs George Washington (11/18/18)
ASSISTS	21	NORFOLK STATE (11/13/18)
	19	vs George Washington (11/18/18)
STEALS	11	USC UPSTATE (11/6/18)
	9	COASTAL CAROLINA (11/30/18)
BLOCKED SHOTS	12	COASTAL CAROLINA (11/30/18)
	8	NORFOLK STATE (11/13/18)
TURNOVERS	19	USC UPSTATE (11/6/18)
	17	WOFFORD (11/26/18)
FOULS	26	vs George Washington (11/18/18)
	26	vs Providence (11/17/18)



2018-19 South Carolina Basketball
South Carolina High/Low Analysis (as of Dec 18, 2018)
All games

Opponent - GAME HIGHS

POINTS	89	at Michigan (12/08/18)
	83	STONY BROOK (11/9/18)
	81	WOFFORD (11/26/18)
	79	COASTAL CAROLINA (11/30/18)
	76	vs Providence (11/17/18)
FIELD GOALS MADE	31	WOFFORD (11/26/18)
	28	at Michigan (12/08/18)
FIELD GOAL ATTEMPTS	70	STONY BROOK (11/9/18)
	65	WOFFORD (11/26/18)
FIELD GOAL PERCENTAGE	.519 (28-54)	at Michigan (12/08/18)
	.477 (31-65)	WOFFORD (11/26/18)
3 PT FIELD GOALS MADE	13	WOFFORD (11/26/18)
	11	COASTAL CAROLINA (11/30/18)
3 PT FG ATTEMPTS	29	WOFFORD (11/26/18)
	28	USC UPSTATE (11/6/18)
3 PT FG PERCENTAGE	.500 (10-20)	at Wyoming (12/05/18)
	.478 (11-23)	COASTAL CAROLINA (11/30/18)
FREE THROWS MADE	28	vs Providence (11/17/18)
	23	at Michigan (12/08/18)
FREE THROW ATTEMPTS	34	vs Providence (11/17/18)
	30	at Michigan (12/08/18)
FREE THROW PERCENTAGE	.826 (19-23)	STONY BROOK (11/9/18)
	.824 (28-34)	vs Providence (11/17/18)
REBOUNDS	49	STONY BROOK (11/9/18)
	43	WOFFORD (11/26/18)
ASSISTS	17	WOFFORD (11/26/18)
	15	STONY BROOK (11/9/18)
STEALS	7	at Wyoming (12/05/18)
	7	COASTAL CAROLINA (11/30/18)
	7	WOFFORD (11/26/18)
	7	USC UPSTATE (11/6/18)
BLOCKED SHOTS	4	at Michigan (12/08/18)
	3	COASTAL CAROLINA (11/30/18)
	3	vs Providence (11/17/18)
	3	NORFOLK STATE (11/13/18)
	3	STONY BROOK (11/9/18)
	3	USC UPSTATE (11/6/18)
TURNOVERS	22	USC UPSTATE (11/6/18)
	18	COASTAL CAROLINA (11/30/18)
FOULS	28	USC UPSTATE (11/6/18)
	24	COASTAL CAROLINA (11/30/18)



2018-19 South Carolina Basketball
South Carolina High/Low Analysis (as of Dec 18, 2018)
All games

South Carolina - GAME LOWS

POINTS	61	WOFFORD (11/26/18)
	64	at Wyoming (12/05/18)
	65	USC UPSTATE (11/6/18)
	67	vs Providence (11/17/18)
	78	at Michigan (12/08/18)
FIELD GOALS MADE	19	USC UPSTATE (11/6/18)
	19	WOFFORD (11/26/18)
FIELD GOAL ATTEMPTS	54	NORFOLK STATE (11/13/18)
	57	WOFFORD (11/26/18)
FIELD GOAL PERCENTAGE	.328 (19-58)	USC UPSTATE (11/6/18)
	.333 (19-57)	WOFFORD (11/26/18)
	.333 (22-66)	at Wyoming (12/05/18)
3 PT FIELD GOALS MADE	0	USC UPSTATE (11/6/18)
	3	at Wyoming (12/05/18)
3 PT FG ATTEMPTS	11	at Michigan (12/08/18)
	18	USC UPSTATE (11/6/18)
3 PT FG PERCENTAGE	.000 (0-18)	USC UPSTATE (11/6/18)
	.150 (3-20)	at Wyoming (12/05/18)
FREE THROWS MADE	9	vs George Washington (11/18/18)
	9	at Michigan (12/08/18)
FREE THROW ATTEMPTS	14	vs Providence (11/17/18)
	14	at Michigan (12/08/18)
FREE THROW PERCENTAGE	.538 (14-26)	STONY BROOK (11/9/18)
	.563 (9-16)	vs George Washington (11/18/18)
REBOUNDS	24	at Michigan (12/08/18)
	33	STONY BROOK (11/9/18)
ASSISTS	6	USC UPSTATE (11/6/18)
	8	vs Providence (11/17/18)
STEALS	3	WOFFORD (11/26/18)
	4	STONY BROOK (11/9/18)
BLOCKED SHOTS	2	vs Providence (11/17/18)
	3	USC UPSTATE (11/6/18)
	3	vs George Washington (11/18/18)
	3	WOFFORD (11/26/18)
	3	at Michigan (12/08/18)
TURNOVERS	10	STONY BROOK (11/9/18)
	10	at Michigan (12/08/18)
FOULS	13	USC UPSTATE (11/6/18)
	16	NORFOLK STATE (11/13/18)
	16	WOFFORD (11/26/18)



2018-19 South Carolina Basketball
South Carolina High/Low Analysis (as of Dec 18, 2018)
All games

Opponent - GAME LOWS

POINTS	52	USC UPSTATE (11/6/18)
	55	vs George Washington (11/18/18)
	64	NORFOLK STATE (11/13/18)
	73	at Wyoming (12/05/18)
	76	vs Providence (11/17/18)
FIELD GOALS MADE	16	vs George Washington (11/18/18)
	19	USC UPSTATE (11/6/18)
FIELD GOAL ATTEMPTS	47	NORFOLK STATE (11/13/18)
	48	at Wyoming (12/05/18)
FIELD GOAL PERCENTAGE	.276 (16-58)	vs George Washington (11/18/18)
	.328 (19-58)	USC UPSTATE (11/6/18)
3 PT FIELD GOALS MADE	4	vs Providence (11/17/18)
	5	vs George Washington (11/18/18)
3 PT FG ATTEMPTS	13	vs Providence (11/17/18)
	20	at Wyoming (12/05/18)
3 PT FG PERCENTAGE	.185 (5-27)	vs George Washington (11/18/18)
	.250 (7-28)	USC UPSTATE (11/6/18)
FREE THROWS MADE	6	WOFFORD (11/26/18)
	7	USC UPSTATE (11/6/18)
FREE THROW ATTEMPTS	10	USC UPSTATE (11/6/18)
	12	WOFFORD (11/26/18)
FREE THROW PERCENTAGE	.500 (6-12)	WOFFORD (11/26/18)
	.636 (14-22)	NORFOLK STATE (11/13/18)
REBOUNDS	24	NORFOLK STATE (11/13/18)
	31	at Wyoming (12/05/18)
ASSISTS	8	NORFOLK STATE (11/13/18)
	10	USC UPSTATE (11/6/18)
STEALS	5	STONY BROOK (11/9/18)
	5	NORFOLK STATE (11/13/18)
	5	vs Providence (11/17/18)
	5	at Michigan (12/08/18)
BLOCKED SHOTS	1	vs George Washington (11/18/18)
	1	WOFFORD (11/26/18)
TURNOVERS	12	vs Providence (11/17/18)
	14	at Wyoming (12/05/18)
FOULS	14	at Michigan (12/08/18)
	16	vs George Washington (11/18/18)



2018-19 South Carolina Basketball
South Carolina Player High/Low Analysis (as of Dec 18, 2018)
All games

South Carolina - I N D I V I D U A L G A M E H I G H S

Points	25	LAWSON, A.J. vs Coastal Carolina (11/30/18)
	23	GRAVETT, Hassani vs Coastal Carolina (11/30/18)
	23	LAWSON, A.J. vs Stony Brook (11/9/18)
	21	BRYANT, Keyshawn vs USC Upstate (11/6/18)
	20	SILVA, Chris vs George Washington (11/18/18)
Field Goals Made	8	LAWSON, A.J. vs Stony Brook (11/9/18)
	8	BRYANT, Keyshawn vs USC Upstate (11/6/18)
Field Goal Att.	17	LAWSON, A.J. vs Stony Brook (11/9/18)
	16	LAWSON, A.J. at Wyoming (12/05/18)
FG Pct (min 5 made)	.778 (7-9)	LAWSON, A.J. vs George Washington (11/18/18)
	.700 (7-10)	KOTSAR, Maik at Michigan (12/08/18)
	.700 (7-10)	GRAVETT, Hassani vs Coastal Carolina (11/30/18)
	.700 (7-10)	SILVA, Chris vs George Washington (11/18/18)
3-Point FG Made	5	GRAVETT, Hassani vs Norfolk State (11/13/18)
	4	GRAVETT, Hassani vs Coastal Carolina (11/30/18)
	4	CAMPBELL, Tre vs Stony Brook (11/9/18)
3-Point FG Att.	9	LAWSON, A.J. at Wyoming (12/05/18)
	8	LAWSON, A.J. vs Stony Brook (11/9/18)
3-Pt FG Pct (min 2 made)	1.000 (3-3)	GRAVETT, Hassani at Michigan (12/08/18)
	1.000 (2-2)	SILVA, Chris vs George Washington (11/18/18)
Free Throws Made	11	LAWSON, A.J. vs Coastal Carolina (11/30/18)
	9	SILVA, Chris vs USC Upstate (11/6/18)
Free Throw Att.	15	LAWSON, A.J. vs Coastal Carolina (11/30/18)
	12	SILVA, Chris vs USC Upstate (11/6/18)
FT Pct (min 3 made)	1.000 (4-4)	HAASE, Felipe vs Coastal Carolina (11/30/18)
	1.000 (4-4)	SILVA, Chris vs Providence (11/17/18)
	1.000 (4-4)	GRAVETT, Hassani vs USC Upstate (11/6/18)
	1.000 (3-3)	CAMPBELL, Tre at Wyoming (12/05/18)
	1.000 (3-3)	LAWSON, A.J. at Wyoming (12/05/18)
	1.000 (3-3)	BRYANT, Keyshawn vs Wofford (11/26/18)
	1.000 (3-3)	GRAVETT, Hassani vs Wofford (11/26/18)
Rebounds	12	SILVA, Chris at Michigan (12/08/18)
	12	GRAVETT, Hassani vs USC Upstate (11/6/18)
Assists	8	LAWSON, A.J. vs Norfolk State (11/13/18)
	6	LAWSON, A.J. vs Stony Brook (11/9/18)
Steals	4	KOTSAR, Maik vs Coastal Carolina (11/30/18)
	3	LAWSON, A.J. at Michigan (12/08/18)
	3	SILVA, Chris at Wyoming (12/05/18)
	3	LAWSON, A.J. vs Coastal Carolina (11/30/18)
	3	KOTSAR, Maik vs George Washington (11/18/18)
	3	CAMPBELL, Tre vs Norfolk State (11/13/18)
	3	LAWSON, A.J. vs Stony Brook (11/9/18)
	3	KOTSAR, Maik vs USC Upstate (11/6/18)
Blocked Shots	6	SILVA, Chris vs Coastal Carolina (11/30/18)
	3	SILVA, Chris at Wyoming (12/05/18)
	3	KOTSAR, Maik vs Coastal Carolina (11/30/18)
	3	SILVA, Chris vs Norfolk State (11/13/18)
	3	HAASE, Felipe vs Stony Brook (11/9/18)
Turnovers	6	LAWSON, A.J. at Wyoming (12/05/18)
	5	KOTSAR, Maik at Michigan (12/08/18)
	5	MOSS, T.J. vs George Washington (11/18/18)
	5	LAWSON, A.J. vs Norfolk State (11/13/18)
	5	LAWSON, A.J. vs USC Upstate (11/6/18)

Fouls	5	SILVA, Chris at Michigan (12/08/18)
	5	BRYANT, Keyshawn at Wyoming (12/05/18)
	5	MINAYA, Justin vs George Washington (11/18/18)
	5	MINAYA, Justin vs Providence (11/17/18)
Minutes	39	GRAVETT, Hassani vs Wofford (11/26/18)
	38	LAWSON, A.J. vs Coastal Carolina (11/30/18)
	36	SILVA, Chris at Wyoming (12/05/18)
	35	CAMPBELL, Tre vs Stony Brook (11/9/18)
	35	LAWSON, A.J. vs Stony Brook (11/9/18)



2018-19 South Carolina Basketball
South Carolina Opponent High/Low Analysis (as of Dec 18, 2018)
All games

OPPONENT INDIVIDUAL GAME HIGHS

Points	30	Nathan Hoover vs Wofford (11/26/18)
	26	Jordan Poole at Michigan (12/08/18)
	24	CUTHBERTSON, Zac vs Coastal Carolina (11/30/18)
	24	YEBOAH, Akwasi vs Stony Brook (11/9/18)
	20	JAMES, Justin at Wyoming (12/05/18)
	20	DUKE, David vs Providence (11/17/18)
Field Goals Made	9	Nathan Hoover vs Wofford (11/26/18)
	8	Jordan Poole at Michigan (12/08/18)
	8	CUTHBERTSON, Zac vs Coastal Carolina (11/30/18)
	8	DUKE, David vs Providence (11/17/18)
	8	YEBOAH, Akwasi vs Stony Brook (11/9/18)
Field Goal Att.	24	YEBOAH, Akwasi vs Stony Brook (11/9/18)
	15	CUTHBERTSON, Zac vs Coastal Carolina (11/30/18)
	15	Fletcher Magee vs Wofford (11/26/18)
	15	Nathan Hoover vs Wofford (11/26/18)
	15	DUKE, David vs Providence (11/17/18)
FG Pct (min 5 made)	.833 (5-6)	Keve Aluma vs Wofford (11/26/18)
	.667 (8-12)	Jordan Poole at Michigan (12/08/18)
	.667 (6-9)	Jon Teske at Michigan (12/08/18)
3-Point FG Made	9	Nathan Hoover vs Wofford (11/26/18)
	5	HENDRICKS, Jake at Wyoming (12/05/18)
	5	THOMAS, Nic vs Norfolk State (11/13/18)
	5	YEBOAH, Akwasi vs Stony Brook (11/9/18)
3-Point FG Att.	12	Nathan Hoover vs Wofford (11/26/18)
	11	Fletcher Magee vs Wofford (11/26/18)
3-Pt FG Pct (min 2 made)	1.000 (3-3)	KRALJ, David vs Coastal Carolina (11/30/18)
	1.000 (2-2)	JAMES, Justin at Wyoming (12/05/18)
Free Throws Made	11	Ignas Brazdeikis at Michigan (12/08/18)
	8	WILLIAMS, DJ vs George Washington (11/18/18)
	8	OLANIYI, Elijah vs Stony Brook (11/9/18)
Free Throw Att.	13	WILLIAMS, DJ vs George Washington (11/18/18)
	12	Ignas Brazdeikis at Michigan (12/08/18)
FT Pct (min 3 made)	1.000 (6-6)	JAMES, Justin at Wyoming (12/05/18)
	1.000 (6-6)	OCHEFU, Anthony vs Stony Brook (11/9/18)
	1.000 (5-5)	REEVES, A.J. vs Providence (11/17/18)
	1.000 (4-4)	BURTON, Tommy vs Coastal Carolina (11/30/18)
	1.000 (4-4)	TORO, Arnaldo vs George Washington (11/18/18)
	1.000 (4-4)	BUTLER, Jordan vs Norfolk State (11/13/18)
	1.000 (3-3)	Nathan Hoover vs Wofford (11/26/18)
	1.000 (3-3)	YEBOAH, Akwasi vs Stony Brook (11/9/18)
Rebounds	12	JAMES, Justin at Wyoming (12/05/18)
	12	CUTHBERTSON, Zac vs Coastal Carolina (11/30/18)
Assists	8	Ryan Larson vs Wofford (11/26/18)
	8	CORNISH, Jaron vs Stony Brook (11/9/18)
Steals	3	Zavier Simpson at Michigan (12/08/18)
	3	MALDONADO, Hunter at Wyoming (12/05/18)
	3	CUTHBERTSON, Zac vs Coastal Carolina (11/30/18)
	3	Fletcher Magee vs Wofford (11/26/18)
	3	TORO, Arnaldo vs George Washington (11/18/18)
	3	DIALLO, Alpha vs Providence (11/17/18)
Blocked Shots	3	Jon Teske at Michigan (12/08/18)
	2	BAMBA, Amidou vs Coastal Carolina (11/30/18)
	2	OTCHERE, Jeff vs Stony Brook (11/9/18)

	2	RYAN, Ross vs USC Upstate (11/6/18)
Turnovers	8	SPAN, Jure vs USC Upstate (11/6/18)
	7	WHITLEY, Steven vs Norfolk State (11/13/18)
Fouls	5	PORTER, Brandon at Wyoming (12/05/18)
	5	THOMPSON, Hunter at Wyoming (12/05/18)
	5	PIERCE, David vs Coastal Carolina (11/30/18)
	5	Matt Pegram vs Wofford (11/26/18)
	5	Keve Aluma vs Wofford (11/26/18)
	5	ZINK, Nevin vs USC Upstate (11/6/18)
	5	SPAN, Jure vs USC Upstate (11/6/18)