



2018-19

SOUTH CAROLINA

HISTORY & RECORDS

MEN'S BASKETBALL



INDIVIDUAL CAREER RECORDS

GAMES PLAYED

- 138, Duane Notice (2013-2017)
- 135, Brandon Wallace (2004-07)
- 134, Tre' Kelley (2004-07)
- 132, Sindarius Thornwell (2013-17)
- 132, Mindaugas Kacinas (2012-16)
- 132, Carlos Powell (2002-05)
- 125, Mike Boynton, Jr. (2001-04)
- 123, BJ McKie (1996-99)
- 123, Aaron Lucas (1999-2002)
- 123, Tarence Kinsey (2003-2006)

GAMES STARTED

- 132, Sindarius Thornwell (2013-17)
- 116, Melvin Watson (1995-98)
- 116, BJ McKie (1996-99)
- 111, Alex English (1973-76)
- 108, Nate Davis (1974-77)
- 107, Mike Doyle (1977-80)
- 105, Mike Dunleavy (1973-76)
- 105, Jack Gilloon (1975-78)
- 102, Tre' Kelley (2003-07)
- 102, Chuck Eidson (2000-03)
- 102, Brad Jergenson (1981-84)

MINUTES PLAYED

- 4207, Sindarius Thornwell (2013-17)
- 4113, Alex English (1973-76)
- 4021, BJ McKie (1996-99)
- 4000, Duane Notice (2013-17)
- 3956, Tre' Kelley (2003-07)
- 3917, Barry Manning (1988-92)
- 3848, Melvin Watson (1995-98)
- 3764, Mike Dunleavy (1973-76)
- 3542, Terry Dozier (1986-89)
- 3528, Aaron Lucas (1999-02)

MINUTES PLAYED PER GAME

- 38.09, Cedrick Hordges (1979-80)
- 37.05, Alex English (1973-76)
- 34.79, Devan Downey (2007-2010)
- 34.06, Terry Dozier (1986-89)
- 33.91, Mike Dunleavy (1973-76)
- 32.83, Larry Davis (1996-97)
- 32.80, Emmett Hall (1993-94)
- 32.69, BJ McKie (1996-98)
- 32.51, Carey Rich (1993-95)
- 32.37, Barry Manning (1988-92)

POINTS SCORED

- 2119, BJ McKie (1996-99)
- 1972, Alex English (1973-76)
- 1941, Sindarius Thornwell (2013-17)
- 1910, John Roche (1969-71)
- 1901, Devan Downey (2007-10)
- 1745, Jimmy Foster (1981-84)
- 1586, Mike Dunleavy (1973-76)
- 1541, Carlos Powell (2001-05)
- 1521, Jim Slaughter (1948-51)
- 1505, Art Whisnant (1960-62)

SCORING AVERAGE

- 28.0, Grady Wallace (1956-57)
- 22.5, John Roche (1969-71)
- 20.2, Devan Downey (2007-10)
- 19.7, Cedrick Hordges (1979-80)
- 19.1, Art Whisnant (1960-62)
- 17.8, Alex English (1973-76)
- 17.5, Skip Harlicka (1966-68)
- 17.3, Kevin Joyce (1971-73)
- 17.2, BJ McKie (1996-99)
- 17.0, Ronnie Collins (1962-64)
- 17.0, Larry Davis (1996-97)

FIELD GOALS MADE

- 855, Alex English (1973-76)
- 686, Devan Downey (2007-10)
- 678, Jimmy Foster (1981-84)
- 666, John Roche (1969-71)
- 616, BJ McKie (1996-99)
- 615, Mike Dunleavy (1973-76)
- 600, Carlos Powell (2001-05)
- 597, Nate Davis (1974-77)
- 596, Sindarius Thornwell (2013-17)
- 595, Jim Slaughter (1948-51)

FIELD GOALS ATTEMPTED

- 1634, Devan Downey (2007-10)
- 1590, Alex English (1973-76)
- 1521, Sindarius Thornwell (2013-17)
- 1469, John Roche (1969-71)
- 1338, BJ McKie (1996-99)
- 1287, Grady Wallace (1956-57)
- 1270, Mike Dunleavy (1973-76)
- 1266, Carlos Powell (2001-05)
- 1238, Tre' Kelley (2004-07)
- 1214, Tom Hofferth (1952-55)

FIELD GOAL PCT. (Min. 200 att.)

- .596 (678-1138), Jimmy Foster (1981-84)
- .579 (191-340), Golie Augustus (1975-78)
- .575 (261-454), Kevin Darmody (1980-83)
- .571 (124-217), Edmond Wilson (1991-93)
- .553 (317-573), Renaldo Balkman (2003-06)
- .550 (357-649), Danny Traylor (1971-73)
- .542 (434-801), Cedrick Hordges (1979-80)
- .538 (855-1590), Alex English (1973-76)
- .530 (328-618), Mindaugas Kacinas (2012-16)
- .530 (472-890), Joe Rhett (1989-92)

3-POINT FIELD GOALS MADE


- 264, Jamel Bradley (1999-2002)
- 219, Duane Notice (2013-17)
- 215, BJ McKie (1996-99)
- 179, Sindarius Thornwell (2013-17)
- 174, Devan Downey (2007-10)
- 169, Brenton Williams (2011-14)
- 167, Tre' Kelley (2004-07)
- 152, Larry Davis (1996-97)
- 147, Brandis Raley-Ross (2006-10)
- 139, Jo Jo English (1989-92)

3-POINT FIELD GOALS ATTEMPTED

- 686, Jamel Bradley (1999-2002)
- 599, Duane Notice (2013-17)
- 554, BJ McKie (1996-99)
- 528, Sindarius Thornwell (2013-17)
- 503, Devan Downey (2007-10)
- 503, Tre' Kelley (2004-07)
- 415, Larry Davis (1996-97)
- 410, Brenton Williams (2011-14)
- 403, Aaron Lucas (1999-2002)
- 396, Brandis Raley-Ross (2006-10)

3-POINT PCT. (Min. 50 made)

- .466 (117-251), Brent Price (1988-89)
- .412 (169-410), Brenton Williams (2011-14)
- .410 (102-249), Bryce Sheldon (2006-07)
- .408 (85-208), Frank Booker (2017-18)
- .396 (131-330), Evaldas Baniulis (2006-10)
- .388 (215-554), BJ McKie (1996-99)
- .385 (264-686), Jamel Bradley (1999-2002)
- .376 (139-370), Jo Jo English (1989-92)
- .371 (147-396), Brandis Raley-Ross (2006-10)
- .366 (152-415), Larry Davis (1996-97)



ALEX ENGLISH IS CAROLINA'S ALL-TIME LEADER WITH 855 FIELD GOALS MADE IN HIS CAREER.

FREE THROWS MADE

- 672, BJ McKie (1996-99)
- 578, John Roche (1969-71)
- 570, Sindarius Thornwell (2013-17)
- 567, Art Whisnant (1960-62)
- 414, Chris Silva (2015-present)
- 389, Jimmy Foster (1981-84)
- 382, Lee Collins (1953-56)
- 382, Kevin Joyce (1971-73)
- 356, Mike Dunleavy (1973-76)
- 355, Devan Downey (2007-10)

FREE THROWS ATTEMPTED

- 880, Art Whisnant (1960-62)
- 873, BJ McKie (1996-99)
- 770, Jimmy Foster (1981-84)
- 739, Sindarius Thornwell (2013-17)
- 704, John Roche (1969-71)
- 598, Joe Smith (1952-55)
- 572, Chris Silva (2015-present)
- 540, Jim Slaughter (1948-51)
- 522, Lee Collins (1953-56)
- 511, Tom Riker (1970-72)

FREE THROW PERCENTAGE (Min. 100)

- .885 (223-252), Brenton Williams (2011-14)
- .850 (142-167), Brent Price (1988-89)
- .836 (219-262), Scotti Ward (1961-63)
- .821 (578-704), John Roche (1969-71)
- .813 (382-470), Kevin Joyce (1971-73)
- .804 (154-194), Gerald Peacock (1981-83)
- .801 (346-432), Ronnie Collins (1962-64)
- .800 (168-210), Malik Cooke (2010-12)
- .798 (356-446), Mike Dunleavy (1973-76)
- .798 (201-252), Brian Winters (1972-74)



REBOUNDS

1. 1159, Lee Collins (1953-56)
2. 1116, Tom Owens (1969-71)
3. 1064, Alex English (1973-76)
4. 1001, Joe Smith (1952-55)
5. 1000, Jimmy Foster (1981-84)
6. 800, Michael Carrera (2012-2016)
7. 775, Brandon Wallace (2003-07)
8. 758, Darryl Martin (1986-88)
9. 744, Mike Callahan (1958-60)
10. 684, Sindarius Thornwell (2013-17)

REBOUNDING AVERAGE

1. 13.3, Tom Owens (1969-71)
2. 12.8, Grady Wallace (1956-57)
3. 12.6, Gary Gregor (1965; 67-68)
4. 12.5, Lee Collins (1953-56)
5. 10.7, Frank Standard (1966-68)
6. 10.4, Jim Fox (1964-65)
7. 10.3, Joe Smith (1952-55)
8. 10.1, Mike Callahan (1958-60)
9. 9.6, Alex English (1973-76)
10. 9.4, Jimmy Foster (1981-84)

ASSISTS

1. 543, Melvin Watson (1995-98)
2. 533, Jack Gilloon (1975-78)
3. 510, Tre' Kelley (2004-07)
4. 451, Aaron Lucas (1999-2002)
5. 440, Michael Foster (1984-87)
6. 437, Barry Manning (1988-92)
7. 428, Chuck Eidson (2000-03)
8. 420, Devan Downey (2007-10)
9. 390, Sindarius Thornwell (2013-17)
10. 382, BJ McKie (1996-99)

ASSIST AVERAGE

1. 5.08, Jack Gilloon (1975-78)
2. 4.68, Gerald Peacock (1981-83)
3. 4.56, Melvin Watson (1995-98)
4. 4.46, Devan Downey (2007-10)
5. 4.34, Carey Rich (1993-95)
6. 4.67, Jack Thompson (1966-68)
7. 4.00, Michael Foster (1984-87)
8. 3.86, Terry Gould (1987-88)
9. 3.83, Kevin Joyce (1971-73)
10. 3.82, Chuck Eidson (2000-03)

STEALS

1. 277, Devan Downey (2007-10)
2. 272, Chuck Eidson (2000-03)
3. 223, Barry Manning (1988-92)
4. 199, Sindarius Thornwell (2013-17)
5. 194, Melvin Watson (1995-98)
6. 165, BJ McKie (1996-99)
6. 165, Michael Foster (1984-87)
8. 152, Jamie Watson (1991-94)
9. 142, Tarence Kinsey (2003-06)
10. 141, Carlos Powel (2001-05)

STEAL AVERAGE

1. 2.94, Devan Downey (2007-10)
2. 2.42, Chuck Eidson (2000-03)
3. 1.84, Barry Manning (1988-92)
4. 1.78, Larry Davis (1996-97)
5. 1.63, Melvin Watson (1995-98)
6. 1.61, Carey Rich (1993-95)
7. 1.58, Brent Price (1988-89)
8. 1.50, Sindarius Thornwell (2013-17)
9. 1.50, Michael Foster (1984-87)
10. 1.38, Rolando Howell (2001-03)

BLOCKED SHOTS

1. 275, Sam Muldrow (2007-11)
2. 249, Brandon Wallace (2003-07)
3. 235, Danny Traylor (1971-73)
4. 230, Alex English (1973-76)
5. 226, Jeff Roulston (1989-92)
6. 160, Mike Brittain (1983-86)
7. 124, Chris Silva (2015-present)
7. 124, Ryan Stack (1995-98)
9. 123, Tony Kitchings (1999-2003)
10. 112, Renaldo Balkman (2003-06)

BLOCKED SHOTS AVERAGE

1. 4.05, Danny Traylor (1971-73)
2. 2.50, Sam Muldrow (2007-11)
3. 2.07, Alex English (1973-76)
4. 1.93, Jeff Roulston (1989-92)
5. 1.91, Jim Strickland (1979-80)
6. 1.84, Brandon Wallace (2003-07)

INDIVIDUAL SEASON RECORDS

GAMES PLAYED

1. 38 by four players in 2006
5. 37 by four players in 2002; one player in 2006; four players in 2017
10. 36 by two players in 2002

GAMES STARTED


1. 38, Tre' Kelley (2006)
2. 37, Duane Notice (2017)
- 37, Chris Silva (2017)
- 37, Tarence Kinsey (2006)
- 37, Chuck Eidson (2002)
6. 35, Jamel Bradley (2002)
- 35, Aaron Lucas (2002)
8. 34, Sindarius Thornwell (2016)
- 34, Sindarius Thornwell (2014)
10. 33, Chris Silva (2018)
- 33, Maik Kotsar (2018)
- 33, Tyrone Johnson (2015)
- 33, Duane Notice (2015)
- 33, Sindarius Thornwell (2015)
- 33, Mike Boynton, Jr. (2004)
- 33, Jo Jo English (1991)

MINUTES PLAYED

1. 1330, Tre' Kelley (2006)
2. 1323, Tarence Kinsey (2006)
3. 1211, Jamel Bradley (2002)
4. 1222, Duane Notice (2017)
5. 1197, Devan Downey (2008)
6. 1166, Brandon Wallace (2006)
7. 1147, Aaron Lucas (2002)
8. 1132, Barry Manning (1991)
9. 1130, Mike Boynton, Jr. (2004)
10. 1128, Zam Fredrick (2008)

MINUTES PLAYED PER GAME

1. 39.07, John Roche (1969)
2. 38.89, Cedrick Hordges (1979)
3. 38.70, Alex English (1976)
4. 38.24, Kevin Joyce (1973)
5. 38.82, John Ribock (1969)
6. 37.70, Michael Foster (1987)
7. 37.68, Tom Owens (1969)
8. 37.63, Brian Winters (1974)
9. 37.62, Billy Walsh (1969)
10. 37.60, Terry Dozier (1987)



MELVIN WATSON COLLECTED A SCHOOL-RECORD 543 ASSISTS DURING HIS GAMECOCK CAREER

POINTS SCORED

1. 906, Grady Wallace (1957)
2. 781, Zam Fredrick (1981)
3. 699, Devan Downey (2010)
4. 663, Sindarius Thornwell (2017)
5. 662, John Roche (1969)
6. 625, John Roche (1971)
7. 623, John Roche (1970)
8. 614, Devan Downey (2009)
9. 610, Alex English (1976)
10. 602, Tarence Kinsey (2006)

SCORING AVERAGE

1. 31.3, Grady Wallace (1957)
2. 28.9, Zam Fredrick (1981)
3. 23.9, Grady Wallace (1956)
4. 23.7, Ronnie Collins (1964)
5. 23.6, John Roche (1969)
6. 22.8, Jim Slaughter (1951)
7. 22.6, Alex English (1976)
8. 22.5, Devan Downey (2010)
9. 22.3, John Roche (1970)
10. 21.8, Skip Harlicka (1968)

FIELD GOALS MADE

1. 336, Grady Wallace (1957)
2. 300, Zam Fredrick (1981)
3. 258, Alex English (1976)
4. 239, John Roche (1969)
5. 237, Devan Downey (2010)
6. 231, Devan Downey (2009)
7. 229, Brian Winters (1974)
8. 223, Cedrick Hordges (1979)
9. 222, John Roche (1970)
- 222, Jim Slaughter (1951)

**FIELD GOALS ATTEMPTED**

- 803, Grady Wallace (1957)
- 592, Devan Downey (2010)
- 591, Zam Fredrick (1981)
- 527, Devan Downey (2009)
- 515, Devan Downey (2008)
- 508, Kevin Joyce (1973)
- 507, John Roche (1969)
- 493, John Roche (1971)
- 484, Grady Wallace (1956)
- 469, PJ Dozier (2017)
- 469, John Roche (1970)

FIELD GOAL PERCENTAGE (Min. 50)

- .611 (203-332), Jimmy Foster (1983)
- .608 (152-250), Renaldo Balkman (2006)
- .608 (91-153), Edmond Wilson (1993)
- .596 (174-292), Danny Traylor (1972)
- .595 (200-336), Jimmy Foster (1984)
- .592 (109-184), Kevin Darmody (1981)
- .592 (126-213), Jimmy Foster (1982)
- .591 (110-186), Golie Augustus (1978)
- .584 (94-161), Jeff Roulston (1992)
- .580 (149-257), Jimmy Foster (1981)

3-POINT FIELD GOALS MADE

- 117, Jamel Bradley (2002)
- 93, Brenton Williams (2014)
- 85, Frank Booker (2018)
- 79, Mike Boynton, Jr. (2004)
- 78, Larry Davis (1996)
- 76, Jamel Bradley (2001)
- 74, Larry Davis (1997)
- 71, Tarence Kinsey (2006)
- 69, Duane Notice (2017)
- 69, Devan Downey (2010)

3-POINT GOALS ATTEMPTED

- 294, Jamel Bradley (2002)
- 220, Larry Davis (1996)
- 218, Brenton Williams (2014)
- 214, Jamel Bradley (2001)
- 208, Frank Booker (2018)
- 202, Duane Notice (2017)
- 202, Devan Downey (2010)
- 198, Bruce Ellington (2011)
- 195, Larry Davis (1997)
- 194, Mike Boynton, Jr. (2004)

3-POINT PERCENTAGE (Min. 30)

- .514 (37-73), Brandis Raley-Ross (2008)
- .489 (68-139), Brent Price (1989)
- .480 (48-100), Evaldas Baniulis (2009)
- .442 (65-147), Bryce Sheldon (2007)
- .437 (49-112), Brent Price (1988)
- .427 (93-218), Brenton Williams (2014)
- .419 (34-81), Rakym Felder (2017)
- .418 (56-135), Jo Jo English (1991)
- .415 (59-142), BJ McKie (1998)
- .415 (59-142), Jamel Bradley (2000)

FREE THROWS MADE

- 234, Grady Wallace (1957)
- 215, Sindarius Thornwell (2017)
- 215, John Roche (1971)
- 213, Chris Silva (2018)
- 213, Art Whisnant (1962)
- 205, BJ McKie (1998)
- 184, John Roche (1969)
- 181, Zam Fredrick (1981)
- 179, John Roche (1970)
- 166, BJ McKie (1997)

FREE THROWS ATTEMPTED

- 311, Art Whisnant (1962)
- 303, Grady Wallace (1957)
- 296, Art Whisnant (1961)
- 283, Chris Silva (2018)
- 273, Art Whisnant (1960)
- 262, BJ McKie (1998)
- 262, John Roche (1971)
- 259, Sindarius Thornwell (2017)
- 242, Jimmy Foster (1983)
- 239, Jimmy Foster (1984)

FREE THROW PERCENTAGE (Min. 30)

- .930 (120-129), Brenton Williams (2014)
- .884 (38-43), Bryce Sheldon (2007)
- .884 (84-95), Ronnie Collins (1962)
- .882 (45-51), Mike Brittain (1983)
- .877 (57-65), Rick Aydlett (1971)
- .868 (118-136), Scotti Ward (1963)
- .857 (66-77), Brent Price (1988)
- .857 (60-70), Gerald Peacock (1983)
- .848 (95-112), Michael Foster (1987)
- .845 (93-110), Mike Doyle (1980)

REBOUNDS

- 434, Lee Collins (1955)
- 419, Grady Wallace (1957)
- 413, Jim Slaughter (1951)
- 404, Lee Collins (1956)
- 393, Tom Owens (1970)
- 363, Tom Owens (1969)
- 360, Tom Owens (1971)
- 360, Fred Lentz (1957)
- 313, Jim Fox (1965)
- 310, Joe Smith (1953)
- 310, Danny Traylor (1972)

REBOUNDING AVERAGE

- 17.6, Lee Collins (1956)
- 16.5, Jim Slaughter (1951)
- 16.1, Lee Collins (1955)
- 14.4, Grady Wallace (1957)
- 14.0, Tom Owens (1970)
- 13.6, Jim Fox (1965)
- 13.3, Gary Gregor (1967)
- 13.0, Tom Owens (1969)
- 12.9, Tom Owens (1971)
- 12.9, Joe Smith (1953)

ASSISTS

- 182, Gerald Peacock (1983)
- 174, Tre' Kelley (2006)
- 172, Devan Downey (2008)
- 157, Melvin Watson (1997)
- 156, Jack Gilloon (1976)
- 152, Kevin Joyce (1973)
- 149, Tre' Kelley (2007)
- 145, Aaron Lucas (2002)
- 145, Michael Foster (1985)
- 141, Melvin Watson (1998)

ASSIST AVERAGE

- 7.00, Gerald Peacock (1983)
- 6.50, Jackie Gilloon (1976)
- 5.40, Don Cox (1951)
- 5.37, Devan Downey (2008)
- 5.24, Kevin Joyce (1973)
- 5.18, Michael Foster (1985)
- 5.16, Carey Rich (1994)
- 5.14, Tre' Kelley (2007)
- 5.11, Jackie Gilloon (1978)
- 5.06, Melvin Watson (1997)



JAMEL BRADLEY HOLDS THE RECORD FOR 3-POINTERS MADE IN A SINGLE SEASON WITH 117

STEALS

- 103, Devan Downey (2008)
- 93, Chuck Eidson (2000)
- 91, Chuck Eidson (2002)
- 89, Devan Downey (2009)
- 85, Devan Downey (2010)
- 73, Barry Manning (1991)
- 66, Sindarius Thornwell (2017)
- 66, Barry Manning (1992)
- 65, Renaldo Balkman (2006)
- 60, Tarence Kinsey (2006)
- 60, Chuck Eidson (2003)

STEAL AVERAGE

- 3.21, Devan Downey (2008)
- 2.91, Chuck Eidson (2000)
- 2.87, Devan Downey (2009)
- 2.74, Devan Downey (2010)
- 2.46, Chuck Eidson (2002)
- 2.44, Barry Manning (1992)
- 2.35, Barry Manning (1991)
- 2.15, Carey Rich (1993)
- 2.14, Chuck Eidson (2003)
- 2.12, Sindarius Thornwell (2017)



SOUTH CAROLINA TEAM SEASON RECORDS

GAMES PLAYED

- 38 in 2006
- 37 in 2017
- 37 in 2002
- 34 in 2014
- 34 in 2004

POINTS SCORED

- 2,707 in 2017 (37 games)
- 2,583 in 2016 (34 games)
- 2,575 in 2006 (38 games)

HIGHEST SCORING AVERAGE

- 82.1 in 1972 (29 games)
- 81.8 in 1957 (27 games)
- 81.5 in 1981 (27 games)

LOWEST SCORING AVERAGE

(Since 1951)

- 60.2 in 1999 (29 games)
- 61.4 in 2012 (31 games)
- 61.5 in 1959 (24 games)

HIGHEST SCORING MARGIN

- 22.8 in 1945 (22 games)
- 19.9 in 1934 (19 games)
- 19.3 in 1944 (15 games)

LOWEST SCORING MARGIN

- 21.0 in 1910 (1 game)
- 15.3 in 1931 (18 games)
- 12.5 in 1911 (2 games)

MOST FIELD GOALS MADE

- 967 in 2006 (38 games)
- 924 in 1975 (28 games)
- 923 in 2017 (37 games)

MOST FIELD GOALS ATTEMPTED

- 2,198 in 2017 (37 games)
- 2,163 in 1957 (29 games)
- 2,101 in 2006 (38 games)

HIGHEST FIELD GOAL PERCENTAGE

- .518 (862-1665) in 1983 (31 games)
- .517 (847-1638) in 1982 (29 games)
- .508 (856-1686) in 1981 (27 games)

LOWEST FIELD GOAL PERCENTAGE

(Since 1951)

- .340 (532-1564) in 1959 (24 games)
- .347 (611-1760) in 1953 (24 games)
- .395 (741-1878) in 2011 (30 games)

MOST 3-POINT GOALS MADE

- 262 in 2006 (38 games)
- 257 in 2002 (37 games)
- 252 in 2008 (32 games)

MOST 3-POINT GOALS ATTEMPTED

- 760 in 2002 (37 games)
- 758 in 2006 (38 games)
- 735 in 2017 (37 games)

HIGHEST 3-POINT PERCENTAGE

- .441 (90-204) in 1989 (30 games)
- .383 (57-149) in 1987 (29 games)
- .374 (67-179) in 1990 (28 games)

MOST FREE THROWS MADE

- 635 in 1971 (29 games)
- 611 in 2017 (37 games)
- 605 in 1957 (29 games)

MOST FREE THROWS ATTEMPTED

- 883 in 2016 (34 games)
- 875 in 2017 (37 games)
- 860 in 1957 (29 games)

HIGHEST FREE THROW PERCENTAGE

- .743 (635-855) in 1971 (29 games)
- .738 (461-625) in 1963 (24 games)
- .737 (496-673) in 2015 (33 games)

LOWEST FREE THROW PERCENTAGE

(Since 1951)

- .604 (311-515) in 1995 (27 games)
- .606 (291-480) in 1992 (28 games)
- .609 (407-668) in 1984 (28 games)

MOST REBOUNDS

- 1436 in 1957 (29 games)
- 1372 in 2016 (34 games)
- 1344 in 2017 (37 games)

HIGHEST REBOUNDING AVERAGE

- 49.5 in 1957 (29 games)
- 49.3 in 1960 (26 games)
- 48.0 in 1956 (23 games)

LOWEST REBOUNDING AVERAGE

- 31.3 in 2012 (31 games)
- 31.4 in 1987 (29 games)
- 31.6 in 2007 (30 games)

HIGHEST REBOUNDING MARGIN

- 13.1 in 1970 (28 games)
- 9.0 in 1967 (23 games)
- 7.5 in 1968 (22 games)

LOWEST REBOUNDING MARGIN

- 10.5 in 1961 (26 games)
- 5.6 in 2008 (32 games)
- 5.1 in 2010 (31 games)

MOST ASSISTS

- 555 in 2006 (38 games)
- 540 in 1983 (31 games)
- 514 in 2002 (37 games)

HIGHEST ASSIST AVERAGE

- 17.4 in 1983 (31 games)
- 16.9 in 1988 (29 games)
- 16.8 in 1982 (29 games)

LOWEST ASSIST AVERAGE

- 7.6 in 1969 (28 games)
- 8.2 in 1970 (28 games)
- 8.8 in 1971 (29 games)

MOST STEALS

- 356 in 2002 (37 games)
- 300 in 2004 (34 games)
- 292 in 2006 (38 games)

HIGHEST STEAL AVERAGE

- 9.6 in 2002 (37 games)
- 9.2 in 2009 (31 games)
- 8.9 in 1993 (27 games)

LOWEST STEAL AVERAGE

- 4.6 in 2007 (30 games)
- 4.8 in 1983 (31 games)
- 5.1 in 2013 (32 games)
- 5.1 in 1978 (28 games)
- 5.1 in 1977 (26 games)

MOST BLOCKED SHOTS

- 203 in 1973 (29 games)
- 189 in 2006 (38 games)
- 188 in 2010 (31 games)

HIGHEST BLOCKED SHOTS AVERAGE

- 7.0 in 1973 (29 games)
- 6.2 in 2011 (30 games)
- 6.1 in 2010 (31 games)
- 6.1 in 1972 (29 games)

LOWEST BLOCKED SHOTS AVERAGE

- 1.3 in 1981 (27 games)
- 1.7 in 1987 (29 games)
- 1.8 in 1986 (28 games)

MOST TURNOVERS

- 526 in 1990 (28 games)
- 514 in 2002 (37 games)
- 491 in 2013 (32 games)

HIGHEST TURNOVER AVERAGE

- 18.8 in 1990 (28 games)
- 17.4 in 1981 (27 games)
- 17.4 in 1992 (28 games)

FEWEST TURNOVERS

- 337 in 2008 (32 games)
- 337 in 2007 (30 games)
- 354 in 1977 (26 games)

LOWEST TURNOVER AVERAGE

- 10.5 in 2008 (32 games)
- 11.2 in 2007 (30 games)
- 11.8 in 2006 (38 games)

HIGHEST TURNOVER MARGIN

- 5.9 in 2009 (31 games)
- 4.4 in 2008 (32 games)
- 4.4 in 2002 (37 games)

LOWEST TURNOVER MARGIN

- 1.4 in 1988 (29 games)
- 1.2 in 2013 (32 games)
- 1.0 in 1991 (33 games)

GAMES WON

- 26 in 2017
- 25 in 2016
- 25 in 1970

GAMES LOST

- 21 in 2012
- 21 in 1938
- 21 in 1999

LONGEST WINNING STREAK

- 17 games in 1970, 1934
- 15 games in 2016
- 15 games in 1933

LONGEST WINNING STREAK

(More Than One Season)

- 32 games in 1933 (15) and 1934 (17)

LONGEST LOSING STREAK

- 14 games in 1938 (3-21); 1931 (1-17)
- 11 games in 1992 (11-17)
- 10 games in 1959 (4-20)

LONGEST LOSING STREAK

(More Than One Season)

- 15 games in 1931 (14) and 1932 (1)
- 14 games in 1938 (6) and 1939 (8)
- 14 games in 1938

LONGEST HOMECOURT WINNING STREAK

- 13 games in 1973 (13-0); 1998 (13-1); 2016 (16-3)
- 11 games in 1971; 1974; 1975
- 10 games in 1934; 1843; 1972

LONGEST HOMECOURT WINNING STREAK

(More Than One Season)

- 34 games (1/12/72 to 2/16/74)
- 29 games (2/17/32 to 2/5/35)
- 22 games (12/30/96 to 2/28/98)

LONGEST HOMECOURT LOSING STREAK

- 11 games (12/18/37 to 2/26/38)
- 9 games (1/15/31 to 2/21/31)
- 5 games (four occasions, last 2000)

LONGEST HOMECOURT LOSING STREAK

(More Than One Season)

- 15 games (12/18/37 to 1/16/39)
- 10 games (1/15/31 to 1/7/32)

LONGEST HOMECOURT LOSING STREAK

- 5 games (1/5/00 to 2/2/00)
- 4 games (1/26/92 to 2/22/92)
- 4 games (1/19/94 to 2/23/94)
- 4 games (12/31/94 to 1/21/95)



OPPONENT TEAM SEASON RECORDS

MOST POINTS SCORED

- 2,414 in 2017 (37 games)
- 2,379 in 2006 (38 games)
- 2,376 in 2014 (34 games)

HIGHEST SCORING AVERAGE

- 86.8 in 1961 (26 games)
- 82.3 in 1993 (27 games)
- 79.9 in 1955 (27 games)

LOWEST SCORING AVERAGE

- (Since 1951)
- 57.4 in 1970 (28 games)
 - 60.9 in 1951 (25 games)
 - 61.6 in 2002 (37 games)

MOST FIELD GOALS MADE

- 899 in 1961 (26 games)
- 880 in 1973 (29 games)
- 868 in 2006 (38 games)

MOST FIELD GOALS ATTEMPTED

- 2,252 in 1957 (29 games)
- 2,189 in 1973 (29 games)
- 2,032 in 1972 (29 games)

HIGHEST FIELD GOAL PERCENTAGE

- .513 (683-1331) in 1963 (24 games)
- .490 (691-1410) in 1964 (24 games)
- .488 (826-1693) in 1981 (27 games)

LOWEST FIELD GOAL PERCENTAGE

- (Since 1951)
- .382 (647-1695) in 1970 (28 games)
 - .384 (867-2252) in 1957 (29 games)
 - .387 (658-1699) in 2015 (33 games)

MOST 3-POINT GOALS MADE

- 287 in 2016 (34 games)
- 265 in 2006 (38 games)
- 242 in 2000 (32 games)

MOST 3-POINT GOALS ATTEMPTED

- 806 in 2016 (34 games)
- 727 in 2006 (38 games)
- 689 in 2004 (34 games)

HIGHEST 3-POINT PERCENTAGE

- .420 (113-269) in 1987 (29 games)
- .399 (203-509) in 1993 (27 games)
- .379 (196-517) in 2012 (31 games)

MOST FREE THROWS MADE

- 675 in 2014 (34 games)
- 628 in 2017 (37 games)
- 557 in 2018 (33 games)

MOST FREE THROWS ATTEMPTED

- 983 in 2014 (34 games)
- 868 in 2017 (37 games)
- 788 in 1957 (29 games)

HIGHEST FREE THROW PERCENTAGE

- .737 (392-532) in 1987 (29 games)
- .737 (375-509) in 1964 (24 games)
- .729 (376-516) in 2003 (28 games)

LOWEST FREE THROW PERCENTAGE

- (Since 1951)
- .632 (354-560) in 1992 (28 games)
 - .633 (236-373) in 2001 (30 games)
 - .655 (312-476) in 1970 (28 games)

MOST REBOUNDS

- 1,404 in 1961 (26 games)
- 1,397 in 1957 (29 games)
- 1,305 in 2017 (37 games)

HIGHEST REBOUNDING AVERAGE

- 54.0 in 1961 (26 games)
- 49.7 in 1960 (26 games)
- 48.5 in 1959 (24 games)

LOWEST REBOUNDING AVERAGE

- 30.1 in 1987 (29 games)
- 30.9 in 1982 (29 games)
- 31.7 in 1988 (29 games)

MOST ASSISTS

- 495 in 2006 (38 games)
- 466 in 2008 (32 games)
- 461 in 1986 (28 games)

HIGHEST ASSIST AVERAGE

- 16.5 in 1986 (28 games)
- 16.3 in 1985 (28 games)
- 16.1 in 1993 (27 games)

LOWEST ASSIST AVERAGE

- 5.5 in 1970 (28 games)
- 6.0 in 1971 (29 games)
- 7.0 in 1969 (28 games)

MOST STEALS

- 263 in 2013 (32 games)
- 255 in 2014 (34 games)
- 254 in 1990 (28 games)

HIGHEST STEAL AVERAGE

- 9.1 in 1990 (28 games)
- 8.5 in 1993 (27 games)
- 8.4 in 1999 (29 games)

LOWEST STEAL AVERAGE

- 5.7 in 2011 (30 games)
- 5.8 in 2008 (32 games)
- 5.9 in 2015 (33 games)
- 5.9 in 1979 (27 games)

MOST BLOCKED SHOTS

- 173 in 2018 (33 games)
- 165 in 2014 (34 games)
- 158 in 2013 (32 games)

HIGHEST BLOCKED SHOTS AVERAGE

- 5.2 in 2018 (33 games)
- 4.9 in 2014 (34 games)
- 4.9 in 2013 (32 games)

LOWEST BLOCKED SHOTS AVERAGE

- 2.1 in 1979 (27 games)
- 2.1 in 1989 (30 games)
- 2.1 in 2002 (37 games)

MOST TURNOVERS

- 678 in 2002 (37 games)
- 632 in 2017 (37 games)
- 604 in 2009 (31 games)

HIGHEST TURNOVER AVERAGE

- 19.4 in 2009 (31 games)
- 18.3 in 2002 (37 games)
- 17.1 in 2017 (37 games)

FEWEST TURNOVERS

- 325 in 1980 (27 games)
- 334 in 1978 (28 games)
- 335 in 1977 (26 games)

LOWEST TURNOVER AVERAGE

- 11.8 in 2007 (30 games)
- 11.9 in 1978 (28 games)
- 12.0 in 1980 (27 games)

CAROLINA'S 100-POINT GAMES

The Gamecocks are 46-1 when scoring 100 points or more.

Score	Margin	Opponent	Season
121-71	+50	The Citadel	1955-56
118-83	+35	Furman	1970-71
116-78	+38	Manhattan	1971-72
116-69	+47	Georgia Southern	1980-81
113-77	+36	Maryland-Eastern Shore	1985-86
113-81	+32	Assumption	1974-75
113-85	+28	Clemson	1956-57
112-63	+49	Newberry	1954-55
112-61	+51	The Citadel	1995-96
111-107	+ 4	Tennessee	1992-93
110-72	+38	Florida International	1984-85
110-84	+26	Georgia Southern	1975-76
109-68	+41	St. Francis Xavier	1980-81
109-83	+26	Notre Dame	1971-72
109-97	+12	Furman	1955-56
108-55	+53	Furman	1967-68
107-75	+32	Baptist College	1977-78
107-90	+17	Biscayne	1979-80
106-61	+45	Rhode Island	1985-86
106-66	+40	Marshall	1979-80
106-69	+37	Georgia Southern	1980-81
106-79	+27	Clemson	1968-69
106-107	- 1	Miami (Fla.)	1959-60
106-68	+38	Louisiana State	1995-96
105-63	+42	Southern Mississippi	1988-89
105-67	+38	Georgia State	1985-86
105-77	+28	Brown	1981-82
104-54	+50	Erskine	1967-68
104-55	+49	DePauw	1973-74
104-86	+18	Houston	1973-74
103-42	+41	The Citadel	2007-08
103-67	+36	Mercer	1990-91
103-68	+35	Augusta	1988-89
103-88	+15	Davidson	1980-81
103-98	+ 5	Furman	1956-57
102-78	+24	Elon	1966-67
102-86	+16	Providence	1970-71
102-88	+14	Davidson	1978-79
101-63	+38	West Virginia Tech	1981-82
101-68	+33	Maryland	1969-70
101-78	+23	Virginia	1967-68
100-62	+38	Furman	1996-97
100-66	+34	Yale	1975-76
100-67	+33	Baptist College	1978-79
100-77	+23	Fordham	1971-72
100-90	+10	Old Dominion	1982-83
100-73	+27	Davidson	1995-96

OPPONENTS' 100-POINT GAMES

Carolina is 1-27 when allowing 100 or more points.

Score	Margin	Opponent	Season
81-126	-45	Kentucky	1979-80
85-116	-31	Marshall	1980-81
91-115	-24	Clemson	1980-81
88-115	-27	North Carolina	1957-58
90-112	-22	Georgia	1963-64
72-111	-39	Duke	1964-65
83-109	-26	Wake Forest	1960-61
68-109	-41	Virginia Tech	1984-85
67-108	-41	North Carolina	1992-93
82-108	-26	Kentucky	1992-93
111-107	+ 4	Tennessee	1992-93
106-107	- 1	Miami (Fla.)	1959-60
94-107	-13	Duke	1960-61
79-107	-28	Duke	1960-61
69-107	-38	George Washington	1952-53
97-107	-10	Vanderbilt	1995-96
79-106	-27	North Carolina State	1960-61
78-106	-28	Vanderbilt	1963-64
75-106	-31	Virginia Tech	1960-61
68-105	-37	Furman	1952-53
94-104	-10	Wake Forest	1959-60
76-104	-28	Virginia Tech	1983-84
76-104	-28	Duke	1956-57
70-104	-34	North Carolina	1965-66
70-103	-33	Wake Forest	1953-54
59-100	-41	Memphis State	1985-86
90-100	-10	Fordham	1970-71
79-100	-21	Furman	1954-55



SOUTH CAROLINA INDIVIDUAL GAME RECORDS

MOST POINTS SCORED

- 56, John Roche vs. Furman (2/4/71), at Columbia
- 54, Grady Wallace vs. Georgia (12/21/56), at Athens, Ga.
- 45, Grady Wallace vs. N.C. State (2/9/57), at Raleigh, N.C.
- 44, Sindarius Thornwell vs. Alabama (2/7/17), at Columbia
- 44, Grady Wallace vs. Virginia (12/15/57), at Columbia
- 44, Grady Wallace vs. Clemson (3/2/57), at Columbia
- 44, Cedrick Hordges vs. Biscayne (12/1/79), at Columbia

MOST FIELD GOALS MADE

- 21, John Roche vs. Furman (2/4/71), at Columbia
 - 20, Grady Wallace vs. Georgia (12/21/56), at Athens, Ga.
 - 19, Tom Riker vs. Fordham (1/27/72), at New York, N.Y.
 - 19, Zam Fredrick vs. Hofstra (12/1/79), at Columbia
 - 18, Grady Wallace vs. The Citadel (2/4/56), at Charleston, S.C.
 - 18, Tom Riker vs. Fordham (3/20/71), at Raleigh, N.C.
 - 18, Cedrick Hordges vs. Biscayne (12/1/79), at Columbia
- [CONSECUTIVE: 13, Cedrick Hordges vs. Biscayne]

MOST FIELD GOALS ATTEMPTED

- 44, Grady Wallace vs. N.C. State (2/9/57), at Raleigh, N.C.
- 34, John Roche vs. Furman (2/4/71), at Columbia
- 32, Scotti Ward vs. Maryland (1/5/63), at College Park, Md.
- 32, Kevin Joyce vs. Indiana (12/22/72), at Columbia
- 31, Zam Fredrick vs. Hofstra (1/28/81), at Columbia

HIGHEST FIELD GOAL PERCENTAGE

- 11-11, Kenny Holmes vs. Manhattan (1/15/81), at Columbia
- 11-11, Troy McKoy vs. Georgia (3/3/93), at Athens, Ga.
- 8-8, BJ McKie vs. Furman (12/6/95), at Columbia
- 7-7, Maik Kotsar vs. SC State (11/18/16), at Columbia
- 7-7, L. Chatkevicius vs. Lipscomb (11/27/15) in Columbia, S.C.
- 7-7, B. Williams vs. UALR (11/25/12) in Puerto Vallarta, Mexico
- 7-7, Jeff Roulston vs. Southern Univ. (12/28/91), at Columbia
- 7-7, Rick Aydlott vs. U.N.L.V. (2/16/72), at Las Vegas, Nev.
- 7-7, LeRon Williams vs. Wofford (1/23/98), at Columbia

MOST 3-POINT FIELD GOALS MADE

- 8, Larry Davis vs. Georgia (3/2/96), at Athens, Ga.
- 7, Brenton Williams at Miss. State (3/8/14), in Starkville, Miss.
- 7, Brenton Williams at Missouri (1/25/14), in Columbia, Mo.
- 7, Jamel Bradley vs. LSU (1/31/01), at Baton Rouge, La.
- 7, Larry Davis vs. Davidson (3/13/96), at Columbia
- 7, Jo Jo English vs. Temple (12/8/90), at Columbia
- 7, Brent Price vs. Florida State (1/25/88), at Tallahassee, Fla.
- 7, Devan Downey vs. Florida (2/3/09), at Gainesville, Fla.

MOST 3-POINT GOALS ATTEMPTED

- 14, Brenton Williams at Miss. State (3/8/14), in Starkville, Miss.
- 14, Brenton Williams at Missouri (1/25/14), in Columbia, Mo.
- 13, Bruce Ellington at Tennessee (2/16/11), at Knoxville, Tenn.
- 13, Bruce Ellington at Furman (12/22/10), at Greenville, S.C.
- 13, Devan Downey vs. Georgia (2/13/10), at Athens, Ga.
- 13, Brandis Raley-Ross vs. Georgia (2/13/10), at Athens, Ga.
- 13, Josh Gonner vs. Florida (1/8/04), at Columbia
- 13, BJ McKie vs. Ole Miss (3/4/99), at Atlanta, Ga.
- 13, BJ McKie vs. Char. Southern (12/28/96), at Columbia
- 13, Larry Davis vs. Georgia Southern (2/14/96), at Columbia

MOST FREE THROWS MADE

- 25, Sindarius Thornwell vs. Alabama (2/7/17), at Columbia
 - 21, Grady Wallace vs. Duke (2/23/57), at Durham, N.C.
 - 20, BJ McKie vs. Ole Miss (3/7/98), at Atlanta, Ga.
 - 20, Mike Callahan vs. Tenn. (12/17/59), at Knoxville, Tenn.
 - 17, Mike Boynton, Jr. vs. Arkansas (3/11/04), at Atlanta, Ga.
 - 17, Larry Davis vs. Cincinnati (2/15/97), at Cincinnati
 - 17, John Roche vs. Duke (2/8/69), at Durham, N.C.
 - 17, John Roche vs. N.C. State (2/17/71), at Columbia
 - 17, John Roche vs. N.C. State (2/27/71), at Raleigh, N.C.
 - 17, Zam Fredrick vs. Furman (2/11/81), at Columbia
- [CONSECUTIVE IN GAME: 16, John Roche vs. Notre Dame (12/5/70), at Notre Dame, Ind.; 16, John Roche vs. Davidson (2/11/70), at Columbia]



SAM MULDROW BLOCKED A SCHOOL RECORD 10 SHOTS VS. VANDERBILT ON JAN. 8, 2011, EN ROUTE TO THE SCHOOL'S SECOND-EVER TRIPLE-DOUBLE, AS HE SCORED 16 POINTS, COLLECTED 14 REBOUNDS AND BLOCKED 10 SHOTS IN THE CONTEST

MOST FREE THROWS ATTEMPTED

- 33, Sindarius Thornwell vs. Alabama (2/7/17), at Columbia
- 23, Mike Callahan vs. Tenn. (12/17/59), at Knoxville, Tenn.
- 23, Grady Wallace vs. Duke (2/23/57), at Durham, N.C.
- 22, BJ McKie vs. Ole Miss (3/7/98), at Atlanta, Ga.
- 22, John Roche vs. N.C. State (2/17/71), at Columbia
- 21, John Roche vs. Duke (2/8/69), at Durham, N.C.

HIGHEST FREE THROW PERCENTAGE

- 16-16, John Roche vs. Notre Dame (12/5/70), at Notre Dame
- 16-16, John Roche vs. Davidson (2/11/70), at Columbia
- 15-15, John Roche vs. Wake Forest (2/3/69), at Columbia
- 15-15, John Roche vs. N.C. State (2/14/70), at Columbia
- 14-14, Ronnie Collins vs. UNC (2/15/63), at Charlotte, N.C.

MOST REBOUNDS

- 35, Gary Gregor vs. Elon (12/19/66), at Charlotte, N.C.
- 33, Lee Collins vs. The Citadel (2/4/56), at Charleston, S.C.
- 32, Tom Owens vs. Erskine (12/8/69), at Columbia
- 28, Fred Lentz vs. Clemson (3/2/57), at Clemson, S.C.
- 27, Lee Collins vs. Furman (2/25/56), at Greenville, S.C.

MOST ASSISTS

- 17, Jack Gilloon vs. Ga. Southern (2/28/76), at Columbia
- 16, Jack Gilloon vs. Villanova (2/4/76), at Columbia
- 14, Terry Gould vs. The Citadel (12/10/86), at Columbia
- 13, Jack Thompson vs. Virginia (1/11/67), at Charlottesville, Va.
- 13, John Roche vs. Maryland (12/15/69), at College Park, Md.
- 13, Gerald Peacock vs. DePaul (3/2/83), at Columbia
- 13, Gerald Peacock vs. Old Dominion (3/16/83), at Columbia

MOST STEALS

- 9, Bojan Popovic vs. So. Mississippi (2/17/90), at Columbia
- 7, Devan Downey vs. Furman (12/21/09), at Columbia
- 7, Devan Downey vs. NC Central (12/16/08), at Columbia
- 7, Devan Downey vs. Princeton (12/2/08), at Princeton, NJ
- 7, Devan Downey vs. Alabama (2/16/08), at Columbia
- 7, Devan Downey vs. Radford (1/2/08), at Columbia
- 7, Chuck Eidson vs. Florida (2/5/02), at Columbia
- 7, Aaron Lucas vs. Vanderbilt (1/19/02), at Columbia
- 7, Chuck Eidson vs. Clemson (12/16/99), at Clemson, S.C.
- 7, Barry Manning vs. Furman (12/12/90), at Columbia

MOST BLOCKED SHOTS

- 10, Sam Muldrow vs. Vanderbilt (1/8/11), at Columbia
- 9, Jeff Roulston vs. Tennessee (12/18/89), at Columbia
- 9, Danny Traylor vs. Niagara (1/19/72), at Columbia
- 9, Danny Traylor vs. Fordham (1/27/72), at New York, N.Y.
- 8, S. Muldrow vs. Boston College (12/30/09), at Chestnut Hill, Mass.
- 8, Brandon Wallace vs. C of C (12/5/06), at Columbia
- 8, Danny Traylor vs. Marshall (1/31/73), at Columbia
- 8, Danny Traylor vs. Niagara (2/12/73), at Niagara, N.Y.
- 8, Danny Traylor vs. Lafayette (1/3/73), at Columbia



OPPONENT INDIVIDUAL GAME RECORDS

MOST POINTS SCORED

1. 48, Frank Selvy (Furman), 1/8/54, at Greenville, S.C.
2. 46, Bill Yarborough (Clemson), 1/18/55, at Clemson, S.C.
3. 43, Austin Carr (Notre Dame), 12/30/69, at New Orleans, La.
4. 42, Len Chappell (Wake Forest), 2/24/62, at Winston-Salem, N.C.
5. 40, Dick Groat (Duke), 2/23/52, at Durham, N.C.

MOST FIELD GOALS MADE

1. 21, Frank Selvy (Furman), 1/8/54, at Greenville, S.C.
2. 19, Austin Carr (Notre Dame), 12/30/69, at New Orleans, La.
3. 17, Bill O'Connor (Canisius), 12/27/62, at Buffalo, N.Y.
- 17, Bill Yarborough (Clemson), 1/18/55, at Clemson, S.C.
- 17, Kevin Tucker (Stetson), 2/23/79, at DeLand, Fla.

MOST FIELD GOALS ATTEMPTED

1. 34, Nick Weatherspoon (Illinois), 1/27/73, at Chicago, Ill.
2. 32, Ken Charles (Fordham), 1/27/72, at New York, N.Y.
3. 31, Bimbo Coles (Virginia Tech), 2/22/90, at Columbia
4. 30, Art Heyman (Duke), 3/3/61, at Raleigh, N.C.
- 30, Art Heyman (Duke), 12/13/61, at Columbia
- 30, Tom Inglesby (Villanova), 2/17/73, at Columbia
- 30, Larry Kenon (N. Carolina), 3/15/72, at Morgantown, W.Va.
- 30, John Gerdy (Davidson), 2/17/79, at Columbia

HIGHEST FIELD GOAL PERCENTAGE

1. 8-8, G.G. Smith (Georgia), 3/8/97, at Memphis, Tenn.
- 8-8, Gary Williams (Maryland), 12/10/66, at College Park, Md.
- 8-8, George McCloud (Florida State), 2/14/87, at Columbia
4. 7-7, Dale Davis (Clemson), 2/4/89, at Clemson, S.C.
- 7-7, Brandon Crump (Tennessee), 3/6/04, Knoxville, Tenn.

MOST 3-POINT GOALS MADE

1. 11, Michael Frazier (Florida), 3/4/14, at Columbia
2. 8, Riley Norris (Alabama), 1/13/16, at Tuscaloosa, Ala.
- 8, Chris Warren (Ole Miss), 2/22/11, at Columbia
- 8, Mykal Riley (Alabama), 2/16/08, at Columbia
- 8, Ronnie McMahan (Vanderbilt), 2/12/94, at Columbia
- 8, D.A. Layne (Georgia), 2/6/99, at Athens, Ga.
7. 7, DJ Hogg (Texas A&M), 1/7/17, at Columbia
- 7, Jordan Aaron (Milwaukee), 11/11/12, in Columbia
- 7, Maurice Jones (Southern Cal), 11/26/11, at Las Vegas, Nev.
- 7, Ravern Johnson (Miss. State), 3/5/11, at Starkville, Miss.
- 7, Lee Humphrey (Florida), 1/13/07, at Columbia
- 7, Darrell Owens (Georgetown), 3/24/05, at Columbia
- 7, Chris Lofton (Tennessee), 2/23/05, at Knoxville, Tenn.
- 7, Demon Brown (Charlotte), 12/2/00, at Charlotte, N.C.
- 7, Pat Bradley (Arkansas), 2/18/98, at Fayetteville, Ark.
- 7, Frank Seckar (Vanderbilt), 2/17/96, at Nashville, Tenn.
- 7, Pat Bradley (Arkansas), 3/8/96, at Atlanta, Ga.
- 7, Litterial Green (Georgia), 1/18/92, at Columbia
- 7, KeKe Hicks (Coastal Carolina), 12/11/93, at Columbia
- 7, Frank Seckar (Vanderbilt), 1/8/94, at Nashville, Tenn.

MOST 3-POINT GOALS ATTEMPTED

1. 18, Michael Frazier (Florida), 3/4/14, at Columbia
2. 15, Chris Warren (Ole Miss), 2/22/11, at Columbia
- 15, Brian Williams (Alabama), 3/7/97, at Memphis, Tenn.
- 15, Frank Seckar (Vanderbilt), 3/18/96, at Columbia
- 15, Jamal Mashburn (Kentucky), 1/4/92, at Columbia
- 15, Michael Christian (Tulane), 2/1/90, at New Orleans, La.
- 15, Bernard Toatley (S.C. State), 12/20/93, at Columbia

MOST FREE THROWS MADE

1. 16, Rick Roberson (Cincinnati), 12/22/67, at Lexington, Ky.
2. 15, Dennis Wuycik (North Carolina), 2/20/71, at Columbia
3. 14, Milik Yarbrough (Illinois State), 11/16/17, at Myrtle Beach
- 14, Kevin Punter (Tennessee), 1/23/16, at Knoxville, Tenn.
- 14, Amu Saaka (Furman), 12/22/11, at Greenville, S.C.
- 14, Bimbo Coles (Virginia Tech), 2/9/88, at Columbia
7. 13, Keenan Evans (Texas Tech), 1/27/18, at Columbia
- 13, KeVaughn Allen (Florida), 2/21/17, at Gainesville, Fla.
- 13, Ben Smith (Jacksonville), 11/27/09, at Columbia
- 13, Bob Lewis (North Carolina), 2/19/66, at Charlotte, N.C.
- 13, Nick Calathes (Florida), 2/3/09, at Gainesville, Fla.

MOST FREE THROWS ATTEMPTED

1. 21, Rick Roberson (Cincinnati), 12/22/67, at Lexington, Ky.
2. 19, Art Heyman (Duke), 1/31/61, at Columbia
3. 18, Dave Budd (Wake Forest), 2/7/57, at Columbia
- 18, Anthony Laquintano (Virginia), 1/8/62, at Charlottesville, Va.
- 18, Mike Karos (Virginia), 12/11/67, at Charlottesville, Va.
- 18, Bimbo Coles (Virginia Tech), 2/9/88, at Columbia

HIGHEST FREE THROW PERCENTAGE

1. 14-14, Amu Saaka (Furman), 12/22/11, at Greenville, S.C.
2. 13-13, Keenan Evans (Texas Tech), 1/27/18, at Columbia
- 13-13, Bob Lewis (N. Carolina), 2/19/66, at Charlotte, N.C.
4. 12-12, Ricky Tarrant Jr. (Memphis), 1/2/16, at Columbia
- 12-12, John Cuttingham (Furman), 2/18/76, at Columbia
- 12-12, Bruce Grimm (Furman), 2/21/77, at Greenville, S.C.
- 12-12, Fred Gilliam (Clemson), 12/6/80, at Columbia
8. 11-11, Justin Reed (Ole Miss), 1/31/04, at Oxford, Miss.
- 11-11, Petey Sessoms (Old Dominion), 11/28/94, at Norfolk, Va.
- 11-11, Charles Davis (Wake Forest), 3/6/70, at Charlotte, N.C.
- 11-11, Adrian Dantley (Notre Dame), 2/16/74, at Columbia

MOST REBOUNDS

1. 27, M.C. Thompson (DePaul), 12/16/61, at Chicago, Ill.
2. 25, Billy Cunningham (UNC), 2/15/64, at Charlotte, N.C.
3. 24, Len Chappell (Wake Forest), 2/2/62, at Columbia
4. 20, Ekpe Udoh (Baylor), 1/2/10, at Columbia
- 20, Larry Kenon (Memphis), 3/15/73, at Houston, Texas

MOST ASSISTS

1. 16, Bob Shrewsbury (Pittsburgh), 2/14/76, at Pittsburgh, Pa.
2. 15, Penny Greene (South Florida), 1/17/76, at Tampa, Fla.
- 15, Andre Turner (Memphis), 3/7/86, at Louisville, Ky.
4. 14, Kendall Marshall (N. Carolina), 11/25/11, at Las Vegas, Nev.
- 14, Chuck Evans (Mississippi St.), 2/13/93, at Starkville, Miss.
- 14, LaMarcus Golden (Tennessee), 1/19/94, at Columbia

MOST STEALS

1. 9, Marty Collins (Temple), 11/24/04, at Columbia
- 9, Haywood Workman (Oral Roberts), 1/28/89, at Tulsa, Okla.
3. 8, Stanley Frankoski (Fordham), 2/12/76, at New York, N.Y.
- 8, James Johnson (M. Tenn. St.), 11/29/85, at Memphis, Tenn.
5. 7, Billy Humphrey (Georgia), 2/10/07, at Columbia
- 7, Pax Whitelead (Vanderbilt), 1/29/97, at Nashville, Tenn.
- 7, Kim Lewis (Tulane), 1/31/91, at Columbia
- 7, Earl Tatum (Marquette), 1/3/76, at Marquette, Wis.
- 7, Dell Curry (Virginia Tech), 1/11/86, at Blacksburg, Va.
- 7, G.J. Hunter (Tulane), 2/1/90, at New Orleans, La.

MOST BLOCKED SHOTS

1. 11, Shaquille O'Neal (LSU), 2/19/92, at Columbia
- 11, Derek Holcomb (Illinois), 12/8/78, at Champaign, Ill.
3. 9, Babatunde Olumuyiwa (USC Upstate), 11/23/10 at Columbia
4. 8, Anthony Davis (Kentucky), 2/4/12, at Columbia
5. 7, Asaunh Dixon-Tatum (Auburn), 3/12/14 at Atlanta, Ga.
- 7, Damian Jones (Vanderbilt), 2/13/14 at Columbia
- 7, K.J. McDaniels (Clemson), 11/17/13 at Clemson, S.C.
- 7, Anthony Davis (Kentucky), 1/7/12, at Lexington, Ky.
- 7, Roy Rogers (Alabama), 3/20/96, at Columbia
- 7, Wallace Bryant (San Francisco), 1/9/82, at Columbia
- 7, Rolan Roberts (Virginia Tech), 12/5/97, at Charlotte, N.C.



LSU'S SHAQUILLE O'NEAL, SHOWN HERE DUNKING IN A GAME, TIED ILLINOIS' DEREK HOLCOMB'S BLOCKED SHOTS RECORD WITH 11 AGAINST THE GAMECOCKS ON FEB. 2, 1992



SOUTH CAROLINA SINGLE-GAME TEAM RECORDS

MOST POINTS SCORED

1. 121 vs. The Citadel (2/4/56), at Charleston, S.C.
2. 118 vs. Furman (2/4/71), at Columbia
3. 116 vs. Manhattan (1/12/72), at Columbia
- 116 vs. Georgia Southern (2/23/81), at Columbia
5. 113 vs. Maryland-Eastern Shore (11/27/85), at Columbia
- 113 vs. Assumption (12/26/74), at Philadelphia, Pa.
- 113 vs. Clemson (3/2/57), at Clemson, S.C.

HIGHEST VICTORY MARGIN

1. 75 (84-9) vs. Presbyterian (1/4/34), at Columbia
2. 66 (80-14) vs. Florence Stars (1/2/48), at Columbia
3. 61 (103-42) vs. The Citadel (11/12/07), at Columbia
- 61 (68-7) vs. 402nd Signal Battalion (1/19/18), at Columbia
5. 55 (71-16) vs. 317th Field Artillery (1/25/18), at Columbia

MOST FIELD GOALS MADE

1. 52 vs. The Citadel (2/4/56), at Charleston, S.C.
2. 48 vs. Furman (2/2/57), at Greenville, S.C.
- 48 vs. Notre Dame (2/28/72), at Columbia
4. 46 vs. Erskine (12/2/67), at Columbia
- 46 vs. Manhattan (1/12/72), at Columbia

MOST FIELD GOALS ATTEMPTED

1. 102 vs. The Citadel (2/4/56), at Charleston, S.C.
2. 95 vs. Clemson (2/7/70), at Columbia
3. 92 vs. Erskine (12/2/67), at Columbia
- 92 vs. Virginia (12/11/67), at Charlottesville, Va.
5. 90 vs. Wake Forest (1/27/56), at Columbia
- 90 vs. Furman (2/25/56), at Greenville, S.C.
- 90 vs. Miami (1/2/60), at Miami, Fla.
- 90 vs. Furman (1/27/60), at Columbia

HIGHEST FIELD GOAL PERCENTAGE

1. .750 (36-48) vs. Western Carolina (12/19/81), at Columbia
2. .695 (41-59) vs. Lander (11/26/88), at Columbia
3. .694 (34-49) vs. Davidson (3/13/96), at Columbia
4. .679 (35-53) vs. Maryland (1/30/67), at Columbia
5. .674 (31-46) vs. San Jose State (12/17/77), at Santa Clara, Calif.
- .674 (31-46) vs. Notre Dame (1/20/79), at South Bend, Ind.

MOST 3-POINT GOALS MADE

1. 16 vs. Campbell (11/28/07), at Columbia
2. 15 vs. Auburn (1/24/17), at Columbia
- 15 vs. Cincinnati (2/15/97), at Cincinnati, Ohio
4. 14 vs. Wofford (12/17/05), at Columbia
- 14 vs. Alabama (2/4/04), at Columbia
- 14 vs. Georgia (3/2/96), at Athens, Ga.
- 14 vs. Clemson (2/9/94), at Clemson, S.C.

MOST 3-POINT GOALS ATTEMPTED

1. 36 vs. Mississippi State (2/23/08), at Columbia
2. 34 vs. Miami (11/22/09), at Charleston, S.C.
3. 35 vs. Louisiana State (2/23/00), at Columbia
- 35 vs. Vanderbilt (2/28/09), at Nashville, Tenn.
5. 33 vs. Auburn (1/29/11), at Columbia, S.C.
6. 32 vs. Illinois State (11/16/17) at Myrtle Beach
- 32 at Tennessee (2/16/11), at Knoxville, Tenn.
- 32 at Vanderbilt (1/9/08), at Columbia
- 32 vs. Kentucky (2/5/00), at Lexington, Ky.
- 32 vs. Kentucky (2/2/02), at Lexington, Ky.

HIGHEST 3-POINT PCT. (Min. 10 att.)

1. .818 (9-11) vs. The Citadel (2/22/89), at Columbia
2. .733 (11-15) vs. Auburn (3/12/14), at Atlanta, Ga.
3. .700 (7-10) vs. Davidson (2/13/96), at Columbia
- .700 (7-10) vs. Virginia Tech (2/27/89), at Blacksburg, Va.
5. .667 (10-15) vs. Temple (12/8/90), at Columbia
- .667 (8-12) vs. Col. of Charleston (11/28/08), Charleston, S.C.

MOST FREE THROWS MADE

1. 46 vs. Memphis (1/2/16), at Columbia
2. 44 vs. Wake Forest (2/24/71), at Columbia
3. 42 vs. Tennessee (12/17/59), at Knoxville, Tenn.
4. 41 vs. Furman (2/14/56), at Columbia
5. 39 vs. Arkansas (3/11/04), at Atlanta, Ga.
- 39 vs. Ole Miss (3/7/98), at Atlanta, Ga.
- 39 vs. Wake Forest (2/25/61), at Winston-Salem, N.C.



THE 1955-56 TEAM HOLDS THE RECORD FOR MOST SHOT ATTEMPTS IN A GAME (102)

MOST FREE THROWS ATTEMPTED

1. 63, vs. Memphis (1/2/16), at Columbia
2. 57 vs. Tennessee (12/17/59), at Knoxville, Tenn.
- 57 vs. Wake Forest (3/6/71), at Winston-Salem, N.C.
4. 53 vs. Georgia (1/18/97), at Columbia
5. 51 vs. Furman (2/14/56), at Columbia
- 51 vs. Wake Forest (2/25/61), at Winston-Salem, N.C.
- 51 vs. Clemson (1/27/83), at Columbia

HIGHEST FREE THROW PERCENTAGE

1. 1.000 (11-11) vs. Vanderbilt (1/28/04), at Nashville
2. .950 (19-20) vs. Vanderbilt (1/29/97), at Nashville, Tenn.
3. .947 (18-19) vs. G. Washington (11/30/87), at Washington, D.C.
- .947 (18-19) vs. N.C. State (3/4/66), at Raleigh, N.C.
5. .944 (17-18), vs. Ball State (3/21/02), at Columbia

MOST REBOUNDS

1. 83 vs. Erskine (12/3/59), at Columbia
2. 78 vs. Clemson (2/7/70), at Columbia
3. 71 vs. Georgia (12/28/55), at Jacksonville, Fla.
- 71 vs. The Citadel (2/4/56), at Charleston, S.C.
- 71 vs. Marshall (1/17/80), at Columbia

REBOUNDING MARGIN

1. +41 vs. Elon (12/19/66), at Charlotte, N.C.
2. +40 vs. Erskine (2/21/67), at Due West, S.C.
- +40 vs. Erskine (12/8/69), at Columbia
4. +36 vs. The Citadel (2/4/56), at Charleston, S.C.
5. +32 vs. Erskine (12/1/60), at Columbia
- +32 vs. Furman (12/20/67), at Columbia

MOST ASSISTS

1. 33 vs. Georgia Southern (2/28/76), at Columbia
2. 29 vs. West Virginia Tech (1/25/82), at Columbia
- 29 vs. Florida State (2/2/85), at Columbia
4. 28 vs. Georgia State (1/16/82), at Columbia
- 28 vs. Rhode Island (12/22/85), at Columbia
- 28 vs. Southern-Baton Rouge (12/28/91), at Columbia

MOST STEALS

1. 20 vs. Navy (11/21/03), at Columbia
- 20 vs. Mercer (12/30/01), at Columbia
- 20 vs. Lenoir-Rhyne (12/2/61), at Hickory, N.C.
4. 19 vs. Western Carolina (11/21/04), Columbia
- 19 vs. Tennessee (1/21/98), at Columbia
- 19 vs. Louisville (2/24/88), at Columbia

MOST BLOCKED SHOTS

1. 16 vs. Kentucky (2/25/09), at Columbia
2. 15 vs. SC State (1/4/11), at Columbia
- 15 vs. Alaska-Anchorage (11/24/05), at Anchorage, Alaska
4. 14 vs. South Carolina State (12/30/99), at Columbia
5. 13 vs. Tennessee (1/8/97), at Columbia
- 13 vs. George Washington (3/15/91), at Columbia
- 13 vs. Lafayette (1/3/73), at Columbia

MOST TURNOVERS

1. 35 vs. Oklahoma (10/10/92), at Norman, Okla.
2. 34 vs. Biscayne (12/10/80), at Columbia
3. 32 vs. Virginia (1/11/67), at Charlottesville, Va.
4. 31 vs. Ohio State (12/21/89), at Columbus, Ohio
5. 30 vs. East Tennessee State (1/3/81), at Johnson City, Tenn.



OPPONENT SINGLE-GAME TEAM RECORDS

MOST POINTS SCORED

1. 126 by Kentucky (12/10/79), at Lexington, Ky.
2. 116 by Marshall (12/10/80), at Huntington, W.Va.
3. 115 by Clemson (2/8/81), at Clemson, S.C.
115 by North Carolina (2/1/58), at Columbia
5. 112 by Georgia (1/27/64), at Athens, Ga.

HIGHEST VICTORY MARGIN

1. 59 (11-70) by Furman (2/22/30), at Greenville, S.C.
2. 54 (19-73) by Newberry (2/19/17), at Newberry, S.C.
3. 53 (11-64) by Wake Forest (1/20/15), at Columbia
4. 47 (5-52) by Washington & Lee (1/16/14), at Lexington, Va.
47 (37-84) by Syracuse (1/24/99), at Syracuse, N.Y.

MOST FIELD GOALS MADE

1. 53 by Marshall (12/1/80), at Huntington, W.Va.
2. 49 by Kentucky (12/10/79), at Lexington, Ky.
3. 47 by Virginia Tech (1/12/85), at Blacksburg, Va.
47 by Wake Forest (2/25/61), at Winston-Salem, N.C.
5. 45 by Duke (1/31/61), at Columbia

MOST FIELD GOALS ATTEMPTED

1. 110 by N.C. State (2/11/56), at Raleigh, N.C.
2. 105 by Centenary (12/29/60), at Shreveport, La.
3. 101 by Virginia Tech (12/22/60), at Blacksburg, Va.
4. 97 by North Carolina (2/1/58), at Columbia
97 by Georgia Tech (12/20/58), at Atlanta, Ga.

HIGHEST FIELD GOAL PERCENTAGE

1. .729 (35-48) by UCLA (11/21/01), at Lahaina, Hawaii
2. .711 (27-38) by Davidson (1/24/85), at Columbia
3. .696 (32-46) by Missouri (2/28/13) in Columbia

MOST 3-POINT FIELD GOALS MADE

1. 17 by Hofstra (11/22/15), at St. Thomas, USVI
17 by Charlotte (12/2/00), at Charlotte, N.C.
17 by Kentucky (1/7/95), at Columbia
17 by Florida (2/24/99), at Gainesville, Fla.
5. 16 by Vanderbilt (2/2/8/07), at Columbia
16 by Alabama (2/4/04), at Columbia
16 by Vanderbilt (1/8/94), at Nashville, Tenn.

MOST 3-POINT GOALS ATTEMPTED

1. 40 by Louisiana State (2/10/96), at Columbia
2. 37 by Kentucky (1/7/95), at Columbia
3. 35, by Lipscomb (11/27/15), at Columbia
35 by Vanderbilt (1/26/05), at Columbia
35 by Florida (2/24/99), at Gainesville, Fla.

HIGHEST 3-POINT PERCENTAGE

1. .778 (7-9) by Tulane (2/14/91), at New Orleans, La.
2. .750 (6-8) by Memphis State (2/24/90), at Memphis, Tenn.
3. .750 (3-4) by East Carolina (12/1/86), at Columbia
.750 (3-4) by Florida (1/8/92), at Gainesville, Fla.
5. .714 (5-7) by Cincinnati (1/26/87), at Columbia

MOST FREE THROWS MADE

1. 36 by North Carolina (2/20/71), at Columbia
2. 34 by Manhattan (12/17/14), at Columbia
3. 33 by Clemson (1/18/56), at Columbia
33 by Iowa (1/22/72), at Iowa City, Iowa
5. 32 by Georgia (12/13/58), at Columbia

MOST FREE THROWS ATTEMPTED

1. 50 by Georgia (1/22/14), at Athens, Ga.
2. 48 by Wake Forest (2/4/66), at Winston-Salem, N.C.
3. 46 by Georgia (2/23/13) in Athens, Ga.

HIGHEST FREE THROW PERCENTAGE

1. 1.000 (22-22) by Fordham (3/20/71), at Raleigh, N.C.
2. 1.000 (17-17) by Florida (1/15/97), at Gainesville, Fla.
3. 1.000 (16-16) by Virginia (1/8/65), at Columbia
4. 1.000 (14-14) by LSU (2/27/08), at Columbia
1.000 (14-14) by Duke (12/13/61), at Columbia
6. 1.000 (11-11) by Tennessee (2/20/99), at Columbia

MOST REBOUNDS

1. 92 by N.C. State (2/11/56), at Raleigh, N.C.
2. 70 by Clemson (2/21/61), at Clemson, S.C.
3. 67 by Centenary (12/29/60), at Shreveport, La.
4. 64 by Southwest Louisiana (3/17/73), at Houston, Texas
5. 62 by Alabama (2/7/17), at Columbia

REBOUNDING MARGIN

1. +49 by N.C. State (2/11/56), at Raleigh, N.C.
2. +43 by DePaul (12/16/61), at Chicago, Ill.
3. +31 by Virginia Tech (12/22/60), at Blacksburg, Va.
4. +30 by Duke (3/3/61), at Raleigh, N.C.
5. +27 by Maryland (1/3/56), at College Park, Md.
+27 by Clemson (2/21/61), at Clemson, S.C.

MOST ASSISTS

1. 38 by Marshall (21/1/80), at Huntington, W.Va.
2. 31 by Purdue (12/8/84), at West Lafayette, Ind.
31 by Memphis State (3/6/86), at Louisville, Ky.
4. 29 by Kentucky (12/10/79), at Lexington, Ky.
5. 27 by Tennessee (3/14/08)
27 by North Carolina (12/2/94), at Charlotte, N.C.
27 by Memphis State (2/18/85), at Memphis, Tenn.
27 by Memphis State (2/24/90), at Memphis, Tenn.
27 by Kentucky (1/23/93), at Columbia

MOST STEALS

1. 22 by Oklahoma (12/10/92), at Norman, Okla.
2. 19 by Virginia Tech (1/12/85), at Blacksburg, Va.
19 by Southern Mississippi (1/25/86), at Hattiesburg, Miss.
4. 17 by Florida (3/4/14), at Columbia
17 by Indiana (11/8/98), at Indianapolis, Ind.
17 by Tulane (2/14/91), at New Orleans, La.
17 by North Carolina (11/30/90), at Charlotte, N.C.
17 by Boston University (2/21/81), at Boston, Mass.
17 by DePaul (1/13/82), at Chicago, Ill.

MOST BLOCKED SHOTS

1. 14 by Maryland (11/14/97), at Minneapolis, Minn.
2. 13 by LSU (1/28/15), at Baton Rouge, La.
13 by Syracuse (1/24/99), at Syracuse, N.Y.
4. 12 by Mississippi State (1/26/16), at Columbia
12 by Clemson (11/17/14) at Clemson, S.C.

MOST TURNOVERS

1. 34 by NC Central (12/16/08), at Columbia
2. 30 by Navy (11/21/04), at Columbia
3. 29 by East Tennessee State (11/24/02), at Columbia
29 by Mercer (12/30/01), at Columbia
29 by Clemson (1/2/71), at Columbia
6. 28 by North Carolina (11/30/90), at Charlotte, N.C.
28 by DePauw (12/12/73), at Columbia
28 by Tennessee (1/21/98), at Columbia



YEARLY STATISTICAL LEADERS

SCORING LEADERS

Season	Player	Games	FGM-FGA	FTM-FTA	Pts.	Avg.
1908-09	J.C. Vassy	2	4-	10-19	18	9.0
1909-10	J.H. White	1	0-	6-	6	6.0
1910-11	J.E. Poole	2			21	11.5
1911-12	M.L. Hanahan	3	9-	0-	18	6.0
1912-13	James Rhea	3	12-	21-	45	15.0
1913-14	F. Brooker	9	29-	20-	78	8.7
1914-15	R.L. Bowen	8	22-	29-	73	9.1
1915-16	R.L. Bowen	10	44-	41-	129	12.9
1916-17	R.L. Bowen	14	56-	42-	154	11.0
1917-18	Clark Waring	13	50-	58-93	158	12.2
1918-19	Clark Waring	9	45-	44-81	134	14.9
1919-20	Rube Skinner	16	80-	0-0	160	10.0
1920-21	Thornton Sparkman	13			80	6.2
1921-22	Thornton Sparkman	19	82-	88-	252	13.3
1922-23	Thornton Sparkman	1	6-	1-	13	13.0
1923-24	Jack Wright	17	63-	49-	175	10.3
1924-25	Jack Wright	14			125	14.0
1925-26	Buster Holcombe	14			118	8.4
1926-27	Buster Holcombe	4	16-	8-	40	10.0
1927-28	Buster Holcombe	20	87-	43-	217	10.9
1928-29	Lou White	21	99-	58-	256	12.2
1929-30	Dave Rembert	16	48-	19-	115	7.2
1930-31	John DuPre	18	34-	18-	86	4.8
1931-32	Grayson Wolf	15	45-	25-	115	7.7
1932-33	Freddie Tompkins	13	80-	25-	185	14.2
1933-34	Freddie Tompkins	19	111-	46-	268	14.1
1934-35	Dana Henderson	24	122-	95-	339	14.1
1935-36	Bernard James	19	44-	65-	153	8.1
1936-37	Tom Hutto	20	69-	31-	169	8.5
1937-38	Tom Hutto	24	88-	47-	223	9.3
1938-39	Tom Hutto	15	46-	31-	123	8.2
1939-40	Preston Westmoreland	18	75-	44-	194	10.8
1940-41	Preston Westmoreland	24	153-	65-104	371	15.5
1941-42	Preston Westmoreland	21	114-	54-97	282	13.4
1942-43	Henry Martin	19	83-	26-68	192	10.1
1943-44	T.S. Ary	15	92-	32-44	216	14.4
1944-45	Charley Sokol	23	126-	34-	286	13.0
1945-46	Steve Trewhella	20	61-	28-66	150	7.5
1946-47	Al Adams	24	105-	73-149	283	11.8
1947-48	Henry Martin	23	107-	34-66	248	10.8
1948-49	Jim Slaughter	22	154-	73-113	381	17.3
1949-50	Jim Slaughter	21	167-	87-142	421	20.0
1950-51	Jim Slaughter	25	222-458	125-208	569	22.8
1951-52	Dwane Morrison	24	179-464	116-149	471	19.8
1952-53	Joe Smith	24	132-360	113-172	377	15.7
1953-54	Joe Smith	26	147-365	137-234	431	16.6
1954-55	Lee Collins	27	155-391	125-174	435	16.1
1955-56	Grady Wallace	23	217-484	116-153	550	23.9
1956-57	Grady Wallace	29	336-803	234-303	906	31.3
1957-58	Ray Pericola	24	131-318	101-146	363	15.1
1958-59	Ray Pericola	24	100-269	107-156	307	12.8
1959-60	Art Whisnant	26	143-395	155-273	441	17.0
1960-61	Art Whisnant	26	149-382	199-296	497	19.1
1961-62	Art Whisnant	27	177-380	213-311	567	21.0
1962-63	Scotti Ward	24	152-387	118-136	422	17.6
1963-64	Ronnie Collins	24	211-422	147-189	569	23.7
1964-65	Jim Fox	23	157-326	95-160	409	17.8
1965-66	Skip Harlicka	24	134-322	76-108	344	14.3
1966-67	Skip Harlicka	23	150-308	85-116	385	16.7
1967-68	Skip Harlicka	22	198-392	84-122	480	21.8
1968-69	John Roche	28	239-507	184-226	662	23.6
1969-70	John Roche	28	222-469	179-216	623	22.3
1970-71	John Roche	29	205-493	215-262	625	21.6
1971-72	Tom Riker	28	208-375	134-187	550	19.6
1972-73	Kevin Joyce	29	220-508	152-182	592	20.4
1973-74	Brian Winters	27	229-446	82-100	540	20.0
1974-75	Tom Boswell	27	173-324	100-128	446	16.5
1975-76	Alex English	27	258-468	94-134	610	22.6
1976-77	Nate Davis	26	178-384	51-69	407	15.7
1977-78	Mike Doyle	28	147-289	90-133	384	13.7
1978-79	Cedrick Hordges	27	211-408	106-167	528	19.6
1979-80	Cedrick Hordges	27	223-393	91-158	537	19.9
1980-81	Zam Fredrick	27	300-591	181-223	781	28.9
1981-82	Jimmy Foster	20	126-213	56-116	308	15.4
1982-83	Jimmy Foster	31	203-332	129-242	535	17.3
1983-84	Jimmy Foster	28	200-336	118-239	518	18.5
1984-85	Linwood Moyer	28	172-354	85-115	429	15.3
1985-86	Linwood Moyer	28	163-327	93-128	419	15.0
1986-87	Terry Dozier	29	188-388	105-129	492	17.0
1987-88	John Hudson	29	147-282	98-140	392	13.5

1988-89	John Hudson	30	150-295	145-204	445	14.8
1989-90	Jo Jo English	27	155-317	67-107	412	15.3
1990-91	Jo Jo English	33	174-377	92-125	496	15.0
1991-92	Jo Jo English	27	159-370	62-100	426	15.8
1992-93	Jamie Watson	27	159-345	70-109	397	14.7
1993-94	Jamie Watson	27	185-403	91-135	490	18.1
1994-95	Carey Rich	27	124-325	56-76	362	13.4
1995-96	Larry Davis	31	183-407	113-146	557	18.0
1996-97	BJ McKie	32	164-355	166-219	556	17.4
1997-98	BJ McKie	31	160-365	205-262	584	18.8
1998-99	BJ McKie	29	145-353	160-207	501	17.3
1999-00	Herbert Lee Davis	32	113-275	41-73	302	9.4
2000-01	Jamel Bradley	30	111-290	47-62	345	11.5
2001-02	Jamel Bradley	37	163-384	41-60	484	13.1
2002-03	Carlos Powell	28	135-305	53-76	353	12.6
2003-04	Carlos Powell	34	165-369	20-73	416	12.2
2004-05	Carlos Powell	33	212-400	110-161	540	16.4
2005-06	Tarence Kinsey	38	209-461	113-134	602	15.8
2006-07	Tre' Kelley	29	198-454	96-120	547	18.9
2007-98	Devan Downey	32	218-515	99-135	588	18.4
2008-09	Devan Downey	31	231-527	100-134	614	19.8
2009-10	Devan Downey	31	237-592	156-187	699	22.5
2010-11	Bruce Ellington	30	138-423	47-74	384	12.8
2011-12	Malik Cooke	31	127-310	97-121	380	12.3
2012-13	Brenton Williams	31	105-238	80-95	340	11.0
2013-14	Brenton Williams	34	146-345	120-129	505	14.9
2014-15	Duane Notice	33	127-337	72-91	387	11.7
2015-16	Michael Carrera	34	145-323	122-162	463	14.5
2016-17	Sindarius Thornwell	31	195-439	215-259	663	21.4
2017-18	Chris Silva	33	127-272	213-283	472	14.3

REBOUNDED LEADERS

(No rebounding records kept prior to 1951)

Season	Players	Games	Rebs.	Avg.
1950-51	Jim Slaughter	25	413	16.5
1951-52	Dwane Morrison	24	250	10.4
1952-53	Joe Smith	24	310	12.9
1953-54	Joe Smith	26	306	11.5
1954-55	Lee Collins	27	434	16.1
1955-56	Lee Collins	23	404	17.6
1956-57	Grady Wallace	29	419	14.4
1957-58	Mike Callahan	24	182	7.6
1958-59	Mike Callahan	24	253	10.5
1959-60	Mike Callahan	26	309	11.8
1960-61	Art Whisnant	26	240	9.2
1961-62	Art Whisnant	27	222	7.2
1962-63	Ronnie Collins	23	192	8.4
1963-64	Bill Yarbrough	24	238	9.9
1964-65	Jim Fox	23	313	13.6
1965-66	Frank Standard	24	255	10.6
1966-67	Gary Gregor	23	305	13.3
1967-68	Gary Gregor	22	269	12.2
1968-69	Tom Owens	28	363	13.0
1969-70	Tom Owens	28	393	14.0
1970-71	Tom Owens	28	360	12.9
1971-72	Danny Traylor	29	310	10.7
1972-73	Alex English	29	306	10.6
	Danny Traylor	29	306	10.6
1973-74	Bob Mathias	27	263	9.7
1974-75	Alex English	28	244	8.7
1975-76	Alex English	27	277	10.3
1976-77	Jim Graziano	26	201	7.7
1977-78	Jim Graziano	28	213	7.6
1978-79	Cedrick Hordges	27	273	10.1
1979-80	Jim Strickland	27	228	8.4
1980-81	Jimmy Foster	27	296	11.0
1981-82	Jimmy Foster	20	166	8.3
1982-83	Jimmy Foster	31	275	8.9
1983-84	Jimmy Foster	28	263	9.4
1984-85	Linwood Moyer	28	237	8.5
1985-86	Darryl Martin	28	252	9.0
1986-87	Darryl Martin	29	269	9.3
1987-88	Darryl Martin	29	237	8.2
1988-89	John Hudson	30	230	7.7
1989-90	Joe Rhett	22	173	7.9
1990-91	Joe Rhett	33	229	6.9
1991-92	Jeff Roulston	28	159	5.7
1992-93	Emmett Hall	27	209	7.7
1993-94	Emmett Hall	28	247	8.8
1994-95	Malik Russell	26	180	6.9
1995-96	Malik Russell	31	183	5.9



1996-97	William Gallman	28	180	6.2
1997-98	Ryan Stack	31	186	6.0
1998-99	Bud Johnson	28	186	6.4
1999-00	Tony Kitchings	32	161	5.0
2000-01	Tony Kitchings	30	197	6.6
2001-02	Tony Kitchings	34	212	6.2
2002-03	Rolando Howell	28	176	6.3
2003-04	Carlos Powell	34	212	6.2
2004-05	Carlos Powell	33	216	6.5
2005-06	Renaldo Balkman	38	239	6.3
2006-07	Brandon Wallace	30	282	9.4
2007-08	Dominique Archie	32	182	5.7
	Mike Holmes	30	170	5.7
2008-09	Mike Holmes	31	240	7.7
2009-10	Sam Muldrow	31	193	6.2
2010-11	Sam Muldrow	30	218	7.3
2011-12	Damontre Harris	31	171	5.5
2012-13	Michael Carrera	27	195	7.2
2013-14	Michael Carrera	33	186	5.6
2014-15	Michael Carrera	30	172	5.7
2015-16	Michael Carrera	34	247	7.7
2016-17	Chris Silva	37	225	7.1
2017-18	Chris Silva	33	264	8.0

1964-65	Jim Fox	23	157-326	.482
1965-66	Al Salvadori	24	145-321	.452
1966-67	Skip Harlicka	23	150-308	.487
1967-68	Gary Gregor	22	169-316	.535
1968-69	Tom Owens	28	177-337	.525
1969-70	Tom Riker	28	143-277	.516
1970-71	Rick Aydtlett	28	81-154	.526
1971-72	Danny Traylor	29	174-292	.596
1972-73	Danny Traylor	29	166-318	.522
1973-74	Alex English	27	209-395	.529
1974-75	Alex English	28	199-359	.554
1975-76	Alex English	27	258-468	.551
1976-77	Golie Augustus	23	57-106	.538
1977-78	Golie Augustus	28	110-186	.591
1978-79	Cedrick Hordges	27	211-408	.517
1979-80	Cedrick Hordges	27	223-393	.567
1980-81	Kevin Darmody	26	109-184	.592
1981-82	Jimmy Foster	20	126-213	.592
1982-83	Jimmy Foster	31	203-332	.611
1983-84	Jimmy Foster	28	200-336	.595
1984-85	Linwood Moye	28	172-354	.486
1985-86	Keith James	28	125-242	.517
1986-87	Darryl Martin	29	151-271	.557
1987-88	Tony Shaw	29	104-189	.550
1988-89	Joe Rhett	30	89-158	.563
1989-90	Eric Sykes	25	96-180	.533
1990-91	Joe Rhett	33	171-318	.538
1991-92	Jeff Roulston	28	94-161	.584
1992-93	Edmond Wilson	27	93-153	.608
1993-94	Emmett Hall	28	162-326	.497
1994-95	Peter Van Elswyk	27	55-95	.579
1995-96	Malik Russell	31	99-177	.559
1996-97	Nate Wilbourne	30	65-117	.556
1997-98	LeRon Williams	25	95-166	.572
1998-99	William Gallman	29	87-169	.515
1999-00	Tony Kitchings	32	103-206	.500
2000-01	Rolando Howell	22	57-108	.528
2001-02	Marius Petravicius	34	74-146	.507
2002-03	Tony Kitchings	20	75-157	.478
2003-04	Renaldo Balkman	33	91-163	.558
2004-05	Carlos Powell	33	212-400	.530
2005-06	Renaldo Balkman	38	152-250	.608
2006-07	Dominique Archie	30	104-191	.545
2007-08	Mike Holmes	30	108-216	.500
2008-09	Sam Muldrow	18	39-69	.565
2009-10	Mike Holmes	6	29-48	.604
2010-11	Johndre Jefferson	23	18-28	.643
2011-12	Damontre Harris	31	83-151	.550
2012-13	Lakeem Jackson	32	109-196	.556
2013-14	Mindaugas Kacinas	34	70-126	.556
2014-15	Mindaugas Kacinas	33	74-132	.561
2015-16	Laimonas Chatkevicius	34	140-260	.538
2016-17	Chris Silva	37	122-233	.524
2017-18	Chris Silva	33	127-272	.467

FIELD GOAL PERCENTAGE LEADERS

Season	Players	Games	FGM-FGA	Pct.
1908-09	J.C. Vassy	2	4-	.333
1909-10	No Field Goals Made			
1910-11				
1911-12	M.L. Hanahan	3	10-	
1912-13	James Rhea	3	12-	
	M.L. Hanahan	3	12-	
1913-14	F. Brooker	9	29-	
1914-15	Andrew Talley	8	25-	
1915-16	R.L. Bowen	10	44-	
1916-17	R.L. Bowen	14	56-	
1917-18	R.L. Bowen	13	61-	
1918-19	Clark Waring	9	45-	
1919-20	Rube Skinner	16	80-	
1920-21				
1921-22	Thornton Sparkman	19	82-	
1922-23	Jack Wright	10	39-	
1923-24	Jack Wright	17	63-	
1924-25	Records Incomplete			
1925-26	Records Incomplete			
1926-27	Heine Fair	18	62-	
1927-28	Buster Holcombe	20	87	
1928-29	Lou White	21	99-	
1929-30	Dave Rembert	16	48-	
1930-31	John DuPre	18	34-	
1931-32	Grayson Wolf	15	45-	
1932-33	Freddie Tompkins	19	99-	
1933-34	Freddie Tompkins	19	111-	
1934-35	Dana Henderson	24	122-	
1935-36	Bernard James	19	44-	
1936-37	Tom Hutto	20	69-	
1937-38	Tom Hutto	24	88-	
1938-39	Junie Hymson	22	50-	
1939-40	Preston Westmoreland	18	75-	
1940-41	Preston Westmoreland	24	153-	
1941-42	Preston Westmoreland	21	114-	
1942-43	Henry Martin	19	83-	
1943-44	T.S. Ary	15	92-	
1944-45	Charley Sokol	23	126-	
1945-46	Steve Trehwella	20	61-	
1946-47	Henry Martin	25	120-	
1947-48	Henry Martin	23	107-	
1948-49	Jim Slaughter	22	154-	
1949-50	Jim Slaughter	21	167-	
1950-51	Jim Slaughter	25	147-389	.483
1951-52	Johnny Peterson	23	130-308	.422
1952-53	Art Smejkal	19	69-165	.418
1953-54	Joe Smith	26	147-365	.402
1954-55	Benny Fannin	25	100-237	.421
1955-56	Grady Wallace	23	217-484	.448
1956-57	Fred Lentz	29	96-214	.449
1957-58	Mike Callahan	24	91-208	.437
1958-59	Mike Callahan	24	100-261	.383
1959-60	Bobby Robinson	26	67-145	.462
1960-61	Bud Cronin	26	89-181	.492
1961-62	Bud Cronin	27	136-259	.525
1962-63	Jimmy Collins	24	85-187	.455
1963-64	Ronnie Collins	24	211-422	.500

FREE THROW PERCENTAGE LEADERS

Season	Player	Games	FTM-FTA	Pct.
1908-09	J.C. Vassy	2	10-19	.526
1909-10	J.H. White	1	6-	
1910-11	Records Incomplete			
1911-12	J.E. Poole	3	1-	
1912-13	James Rhea	12	21-	
1913-14	F. Brooker	9	20-	
1914-15	R.L. Bowen	8	29-	
1915-16	R.L. Bowen	10	41-	
1916-17	R.L. Bowen	14	42-	
1917-18	Clark Waring	13	58-93	.624
1918-19	Clark Waring	9	44-81	.543
1919-20	Z.L. Foy	16	60-107	.561
1920-21	Records Incomplete			
1921-22	Thornton Sparkman	19	88-	
1922-23	John Gasque	10	50-	
1923-24	Jack Wright	17	49-	
1924-25	Records Incomplete			
1925-26	Records Incomplete			
1926-27	Heine Fair	18	18-	
1927-28	Buster Holcombe	20	43-	
1928-29	Lou White	21	58-	
1929-30	C.E. Bedenbaugh	16	21-	
1930-31	John DuPre	18	18-	
1931-32	Grayson Wolf	15	25-	
1932-33	Dana Henderson	19	49-	
1933-34	Freddie Tompkins	19	46-	



1934-35	Dana Henderson	24	95-	
1935-36	Bernard James	19	65-	
1936-37	Bernard James	20	37-	
1937-38	Tom Hutto	24	47-	
1938-39	Junie Hymson	22	36-	
1939-40	Preston Westmoreland	18	44-	
1940-41	Preston Westmoreland	24	65-104	.625
1941-42	Stan Stasica	21	49-70	.629
1942-43	Fred Snoddy	14	14-23	.609
1943-44	T.S. Ary	15	32-44	.727
1944-45	Jim Robinson	23	39-	
1945-46	Phil Mallis	20	12-15	.800
1946-47	Werner Talus	20	15-23	.652
1947-48	Steve Trewbella	23	49-76	.645
1948-49	Henry Martin	22	74-105	.705
1949-50	Jim Slaughter	21	87-142	.613
1950-51	Dwane Morrison	25	64-83	.771
1951-52	Mickey Best	22	54-66	.818
1952-53	Joe Smith	24	113-172	.677
1953-54	Lee Collins	26	112-146	.767
1954-55	Benny Fannin	25	67-80	.837
1955-56	Grady Wallace	23	116-153	.758
1956-57	Grady Wallace	29	234-303	.772
1957-58	Dickie Prater	23	63-91	.692
1958-59	Mike Callahan	24	98-128	.766
1959-60	Ronnie Johnson	26	41-53	.773
1960-61	Bud Cronin	26	66-81	.815
1961-62	Ronnie Collins	27	84-95	.884
1962-63	Scotti Ward	24	118-136	.868
1963-64	Ronnie Collins	24	147-189	.757
1964-65	Earl Lovelace	23	82-114	.719
1965-66	Jack Thompson	24	54-69	.783
1966-67	Skip Harlicka	23	85-116	.733
1967-68	Frank Standard	22	95-124	.766
1968-69	John Roche	28	184-226	.814
1969-70	John Roche	28	179-216	.829
1970-71	Rick Adylett	28	57-65	.877
1971-72	Brian Winters	29	60-71	.845
1972-73	Kevin Joyce	29	152-182	.835
1973-74	Mike Dunleavy	27	97-116	.836
1974-75	Tom Boswell	27	100-128	.781
1975-76	Mike Dunleavy	27	109-139	.784
1976-77	Mike Doyle	25	58-73	.793
1977-78	Kenny Reynolds	28	76-100	.760
1978-79	Kenny Reynolds	25	54-67	.806
1979-80	Mike Doyle	27	93-110	.845
1980-81	Zam Fredrick	27	181-223	.812
1981-82	Jimmy Hawthorne	29	47-56	.839
1982-83	Mike Brittain	29	45-51	.882
1983-84	Mike Brittain	27	45-63	.714
1984-85	Duane Kendall	24	59-75	.787
1985-86	Michael Foster	28	81-98	.827
1986-87	Michael Foster	26	95-112	.848
1987-88	Brent Price	29	66-77	.857
1988-89	Brent Price	30	76-90	.844
1989-90	Eric Sykes	25	67-86	.779
1990-91	Jo Jo English	33	92-125	.736
1991-92	Jeff Roulston	28	50-74	.676
1992-93	Emmett Hall	27	87-119	.731
1993-94	Emmett Hall	28	112-148	.757
1994-95	Carey Rich	27	56-76	.737
1995-96	Larry Davis	31	141-185	.774
1996-97	Larry Davis	32	119-148	.804
1997-98	BJ McKie	31	205-262	.782
1998-99	BJ McKie	29	160-207	.773
1999-00	Jamel Bradley	31	26-30	.867
2000-01	Jamel Bradley	30	47-62	.758
2001-02	Chuck Eidson	37	74-97	.763
2002-03	Chuck Eidson	28	81-99	.818
2003-04	Rolando Howell	16	44-57	.772
2004-05	Rocky Trice	33	34-62	.810
2005-06	Tarence Kinsey	38	113-134	.843
2006-07	Bryce Sheldon	30	38-43	.884
2007-08	Devan Downey	32	99-135	.733
2008-09	Devan Downey	31	100-134	.746
2009-10	Devan Downey	31	156-187	.834
2010-11	RJ Slawson	28	9-11	.818
2011-12	Brenton Williams	23	23-28	.821
2012-13	Brenton Williams	31	80-95	.842
2013-14	Brenton Williams	34	120-129	.930
2014-15	Tyrone Johnson	33	93-112	.830
2015-16	Sindarius Thornwell	34	123-161	.764
2016-17	Sindarius Thornwell	31	215-259	.830
2017-18	Frank Booker	33	81-106	.764

3-POINT FIELD GOAL PERCENTAGE LEADERS

Season	Player	Games	FGM-FGA	Pct.
1986-87	Terry Dozier	29	11-26	.423
1987-88	Brent Price	29	49-112	.438
1988-89	Brent Price	30	68-139	.489
1989-90	Jo Jo English	27	35-90	.389
1990-91	Jo Jo English	33	56-134	.418
1991-92	Jo Jo English	28	46-135	.341
1992-93	Shannon Hoskins	21	14-37	.378
1993-94	Durrant Williams	25	25-63	.397
1994-95	Ryan Stack	27	17-43	.395
1995-96	Larry Davis	31	78-220	.355
1996-97	BJ McKie	32	62-154	.403
1997-98	BJ McKie	31	59-142	.415
1998-99	Herbert Lee Davis	29	33-84	.393
1999-00	Jamel Bradley	31	59-142	.415
2000-01	Jamel Bradley	30	76-214	.355
2001-02	Jamel Bradley	37	117-294	.398
2002-03	Chris Warren	22	28-69	.406
2003-04	Mike Boynton, Jr.	34	79-194	.407
2004-05	Tarence Kinsey	33	36-93	.387
2005-06	Tarence Kinsey	38	71-189	.376
2006-07	Bryce Sheldon	30	65-147	.442
2007-08	Brandis Raley-Ross	30	37-72	.514
2008-09	Evaldas Baniulis	31	48-100	.480
2009-10	Brandis-Raley-Ross	31	62-171	.363
2010-11	Stephen Spinella	15	7-18	.389
2011-12	Eric Smith	31	20-50	.400
2012-13	Brenton Williams	31	50-126	.397
2013-14	Brenton Williams	34	93-218	.427
2014-15	Duane Notice	33	61-168	.363
2015-16	Michael Carrera	32	51-126	.405
2016-17	Rakym Felder	36	34-81	.420
2017-18	Frank Booker	33	85-208	.409

ASSISTS LEADERS

Season	Player	Games	Assists
1950-51	Don Cox	25	135
1951-52	Don Cox	24	113
1952-68	Assist Records Incomplete		
1968-69	John Roche	28	64
1969-70	Assist Records Incomplete		
1970-71	John Roche	29	123
1971-72	Kevin Joyce	29	123
1972-73	Kevin Joyce	29	152
1973-74	Mike Dunleavy	27	95
1974-75	Jack Gilloon	28	122
1975-76	Jack Gilloon	24	156
1976-77	Jack Gilloon	26	117
1977-78	Jack Gilloon	27	138
1978-79	Kenny Reynolds	25	89
1979-80	Kenny Reynolds	26	106
1980-81	Kevin Dunleavy	27	100
1981-82	Gerald Peacock	29	138
1982-83	Gerald Peacock	26	182
1983-84	Michael Foster	28	103
1984-85	Michael Foster	28	145
1985-86	Michael Foster	28	98
1986-87	Terry Gould	29	112
1987-88	Terry Gould	29	112
1988-89	Brent Price	30	128
1989-90	Jo Jo English	27	78
	Bojan Popovic	27	78
1990-91	Barry Manning	31	116
1991-92	Barry Manning	27	112
1992-93	Carey Rich	27	127
1993-94	Carey Rich	25	129
1994-95	Melvin Watson	27	107
1995-96	Melvin Watson	31	138
1996-97	Melvin Watson	31	157
1997-98	Melvin Watson	30	141
1998-99	BJ McKie	29	115
1999-00	Chuck Eidson	32	128
2000-01	Aaron Lucas	29	114
2001-02	Aaron Lucas	37	145
2002-03	Chuck Eidson	28	125
2003-04	Mike Boynton, Jr.	34	115
2004-05	Tre' Kelley	33	118
2005-06	Tre' Kelley	38	174
2006-07	Tre' Kelley	30	149
2007-08	Devan Downey	32	172
2008-09	Devan Downey	31	140
2009-10	Devan Downey	31	108
2010-11	Bruce Ellington	30	97



2011-12	Bruce Ellington	24	74
2012-13	Eric Smith	32	98
2013-14	Sindarius Thornwell	34	101
2014-15	Tyrone Johnson	33	114
2015-16	Sindarius Thornwell	34	130
2016-17	PJ Dozier	36	101
2017-18	Hassani Gravett	33	107

MINUTES PLAYED LEADERS

Season	Player	Minutes
1908-68	Minute records incomplete	
1968-69	John Roche	1094
1969-70	Minute records incomplete	
1970-71	John Roche	1121
1971-72	Kevin Joyce	1071
1972-73	Kevin Joyce	1109
1973-74	Brian Winters	1016
1974-75	Alex English	1024
1975-76	Alex English	1045
1976-77	Nate Davis	864
1977-78	Jack Gilloon	1007
1978-79	Cedrick Hordges	1050
1979-80	Cedrick Hordges	1007
1980-81	Zam Fredrick	981
1981-82	Gerald Peacock	892
1982-83	Jimmy Foster	996
1983-84	Jimmy Foster	933
1984-85	Michael Foster	868
1985-86	Keith James	892
1986-87	Terry Dozier	1090
1987-88	Terry Dozier	905
1988-89	Barry Manning	991
1989-90	Jo Jo English	951
1990-91	Barry Manning	1132
1991-92	Barry Manning	992
1992-93	Jamie Watson	910
1993-94	Jamie Watson	924
1994-95	Carey Rich	991
1995-96	Larry Davis	1033
1996-97	Larry Davis	1033
1997-98	BJ McKie	1027
1998-99	BJ McKie	965
1999-00	Chuck Eidson	964
2000-01	Jamel Bradley	891
2001-02	Jamel Bradley	1211
2002-03	Chuck Eidson	982
2003-04	Mike Boynton, Jr.	1130
2004-05	Carlos Powell	1113
2005-06	Tre' Kelley	1330
2006-07	Brandon Wallace	1096
2007-08	Devan Downey	1197
2008-09	Devan Downey	1019
2009-10	Devan Downey	1055
2010-11	Bruce Ellington	928
2011-12	Malik Cooke	960
2012-13	Lakeem Jackson	918
2013-14	Brenton Williams	1029
2014-15	Sindarius Thornwell	1011
2015-16	Sindarius Thornwell	1125
2016-17	Duane Notice	1222
2017-18	Frank Booker	892

BLOCKED SHOTS LEADERS

Season	Players	Games	Blocked Shots
1971-72	Danny Traylor	29	122
1972-73	Danny Traylor	29	113
1973-74	Alex English	27	61
1974-75	Alex English	28	69
1975-76	Alex English	27	46
1976-77	Jim Graziano	26	24
1977-78	Jim Graziano	28	32
1978-79	Jim Strickland	18	38
1979-80	Jim Strickland	27	48
1980-81	Kevin Darmody	26	10
1981-82	Mike Brittain	29	25
1982-83	Mike Brittain	29	26
1983-84	Mike Brittain	27	61
1984-85	Mike Brittain	24	48
1985-86	Darryl Martin	28	17
1986-87	Perry Dozier	26	11
1987-88	John Hudson	29	29
1988-89	Jeff Roulston	30	22

1989-90	Jeff Roulston	27	68
1990-91	Jeff Roulston	32	77
1991-92	Jeff Roulston	28	59
1992-93	Edmond Wilson	27	35
1993-94	Emmett Hall	28	32
1994-95	Ryan Stack	27	29
1995-96	Bud Johnson	31	38
1996-97	Ryan Stack	31	28
1997-98	Ryan Stack	31	55
1998-99	Bud Johnson	28	24
1999-00	Tony Kitchings	32	30
2000-01	Tony Kitchings	30	32
2001-02	Tony Kitchings	34	33
2002-03	Tony Kitchings	20	27
2003-04	Renaldo Balkman	33	43
2004-05	Brandon Wallace	33	55
2005-06	Brandon Wallace	38	73
2006-07	Brandon Wallace	30	86
2007-08	Sam Muldrow	31	42
2008-09	Dominique Archie	31	37
	Mike Holmes	31	37
2009-10	Sam Muldrow	31	97
2010-11	Sam Muldrow	30	103
2011-12	Damontre Harris	31	71
2012-13	Lakeem Jackson	32	22
2013-14	Michael Carrera	33	32
2014-15	Laimonas Chatkevicius	33	44
2015-16	Michael Carrera	32	33
2016-17	Chris Silva	37	51
2017-18	Chris Silva	33	45

STEALS LEADER

Season	Player	Games	Steals
1975-76	Mike Dunleavy	27	41
1976-77	Jack Gilloon	26	37
1977-78	Jack Gilloon	27	31
1978-79	Kenny Reynolds	25	41
1979-80	Kenny Reynolds	26	37
1980-81	Zam Fredrick	27	44
1981-82	Gerald Peacock	29	29
1982-83	Gerald Peacock	28	43
1983-84	Jimmy Foster	28	35
1984-85	Michael Foster	28	44
1985-86	Michael Foster	28	51
1986-87	Michael Foster	26	41
1987-88	Brent Price	29	41
1988-89	Brent Price	30	52
1989-90	Bojan Popovic	27	43
1990-91	Barry Manning	31	73
1991-92	Barry Manning	27	66
1992-93	Carey Rich	27	58
1993-94	Jamie Watson	27	44
1994-95	Melvin Watson	27	42
1995-96	Larry Davis	31	55
1996-97	Melvin Watson	31	57
	Larry Davis	32	57
1997-98	Melvin Watson	30	55
1998-99	BJ McKie	29	47
1999-00	Chuck Eidson	32	93
2000-01	Jamel Bradley	30	40
2001-02	Chuck Eidson	37	91
2002-03	Chuck Eidson	28	60
2003-04	Mike Boynton, Jr.	34	44
	Josh Gonner	32	44
2004-05	Tarence Kinsey	32	43
2005-06	Renaldo Balkman	38	65
2006-07	Brandon Wallace	30	38
2007-08	Devan Downey	32	103
2008-09	Devan Downey	31	89
2009-10	Devan Downey	31	85
2010-11	Malik Cooke	30	44
2011-12	Malik Cooke	31	51
2012-13	Bruce Ellington	23	29
2013-14	Sindarius Thornwell	34	40
2014-15	Sindarius Thornwell	33	43
2015-16	Sindarius Thornwell	34	50
2016-17	Sindarius Thornwell	31	66
2017-18	Maik Kotsar	33	31



CAROLINA COACHING HISTORY

COACH	YEARS	SEASONS	WON	LOST	PCT.
1. Frank McGuire	1965-80	16	283	142	.666
2. Frank Johnson	1941-42/1946-58	14 1/2	174	175	.499
3. Dave Odom	2002-2008	7	128	104	.552
4. Eddie Fogler	1994-2001	8	123	117	.513
5. Frank Martin	2012-present	6	113	90	.556
6. Bill Foster	1981-86	6	92	79	.538
7. George Felton	1987-91	5	87	62	.584
8. Darrin Horn	2008-2012	4	60	63	.487
9. A.W. Norman	1929-32/1934-35	6	57	57	.500
10. Ted Petoskey	1936-40	5	37	67	.354
11. Bob Stevens	1960-62	3	34	45	.430
12. Branch Bocock	1925-27	3	33	16	.673
13. Dixon Foster	1917-20	4	26	31	.456
14. Steve Newton	1992-93	2	20	35	.364
15. Johnny McMillan	1945	1	19	3	.864
16. Billy Laval	1933	1	17	2	.895
17. Jack Crawford	1923-24	2	17	22	.436
18. Chuck Noe	1963-64	1 1/2	15	21	.417
19. Lt. Henry Findley	1944	1	13	2	.867
20. Rex Enright	1943	1	11	6	.647
21. A. Burnet Stoney	1928	1	8	12	.400
22. Lana Sims	1922	1	7	12	.368
23. Sol Metzger	1921	1	7	11	.389
24. John Blackburn	1914	1**	5	4	.550
25. James Driver	1912-13	2	5	7	.417
26. Charles Farrell	1916	1	4	6	.400
27. Dick Anderson	1946	1/2	4	8	.333
28. Dwane Morrison	1964	1/2	4	8	.333
29. Walt Hambrick	1959	1	4	20	.167
30. L.W. Hill	1915	1	2	7	.286
31. J. H. Brown	1909	1	0	3	.000
32. F.E. Scofield	1910	1	0	1	.000
No Coach	1911	1	1	1	.500
Totals		110**	1410	1239	.532

(** — One tie game)



FRANK MCGUIRE IS THE ALL-TIME WINNINGEST COACH IN SOUTH CAROLINA BASKETBALL HISTORY WITH 283 WINS IN 16 SEASONS, INCLUDING FOUR NCAA TOURNAMENT BERTHS

CAROLINA COACHING SUPERLATIVES CAREER RECORDS: VICTORIES

Overall: 283 by Frank McGuire (1965-80)
Home: 159 by Frank McGuire (1965-80)
Away: 69 by Frank McGuire (1965-80)
Conference: 95 by Frank Johnson (1941-42, 46-58)
Conference Home: 60 by Frank Johnson (1941-42, 46-58)
Conference Away: 35 by Frank Johnson (1941-42, 46-58)
Five Points or Fewer Games: 65 by Frank McGuire (1965-80)
Conference Five Points or Fewer Games: 28 by Frank Johnson (1941-42, 46-58)
In Overtime: 9 by Frank McGuire (1965-80)

CAREER RECORDS: WINNING PERCENTAGE MINIMUM 3 YEARS OF COACHING

Overall: .673 (33-16), by Branch Bocock (1925-27)
Home: .792 (19-5), by Branch Bocock (1925-27)
Away: .583 (14-10), by Branch Bocock (1925-27)
Conference: .773 (17-5), by Branch Bocock (1925-27)
Conference Home: .909 (10-1), by Branch Bocock (1925-27)
Conference Away: .636 (7-4), by Branch Bocock (1925-27)
Five Points or Fewer Games: .714 (20-8), by A.W. Norman (1929-32)
Conference Five Points or Fewer Games: .833 (5-1), by Branch Bocock (1925-27)
In Overtime: 1.000 (2-2), by Ted Petoskey (1936-40)

SEASON RECORDS: VICTORIES

Overall: 26 by Frank Martin (2016-17)
Home: 17 by Bill Foster (1982-83)
Away: 16 by Frank McGuire (1969-70)
Consecutive: 17 by A.W. Norman (1933-34); Frank McGuire (1969-70)
Conference: 15 by Eddie Fogler (1996-97)
Conference Home: 8 by Eddie Fogler (1996-97); Frank Johnson (1949-50)
Conference Away: 7 by Eddie Fogler (1996-97); Frank McGuire (1969-70)
Conference Consecutive: 17 by Frank McGuire (1969-71)
Five Points or Fewer Games: 10 by Eddie Fogler (1997-98)
Conference Five Points or Fewer Games: 6, by Eddie Fogler (1997-98); Bob Stevens (1959-60)
In Overtime: 3 by Frank Martin (2012-13); 3 by Darrin Horn (2010-11); 2 by Frank McGuire (1979-80); Bill Foster (1980-81); Eddie Fogler (1993-94); Dave Odom (2003-04), (2004-05), (2005-06)

SEASON RECORDS: WINNING PERCENTAGE

Overall: .947 (18-1), by A.W. Norman (1933-34)
Home: 1.000 (13-0), by Frank McGuire (1972-73)
Away: .941 (16-1), by Frank McGuire (1969-70)
Conference: 1.000 (14-0), by Frank McGuire (1969-70)
Conference Home: 1.000 (8-0), by Eddie Fogler (1996-97); Frank Johnson (1949-50)
Conference Away: 1.000 (7-0), by Frank McGuire (1969-70)
Five Points or Fewer Games: 1.000 (4-0), by A.W. Norman (1933-34)
Conference Five Points or Fewer Games: 1.000 (3-0), by Branch Bocock (1926-27)



SEC REGULAR SEASON TEAM SUPERLATIVES

POINTS

Most: 111 vs. Tennessee, 2-10-93

Opponents: 108 by Kentucky, 1-23-93

Fewest: 36 vs. Florida, 1-30-13

Opponents: 41 by Tennessee, 1-8-97

Most In One Half: 58, second half vs. Louisiana State, 2-10-96

Opponents: 57, second half by Kentucky, 1-23-93

Fewest In One Half: 9, first half vs. Georgia, 2-9-11

Opponents: 15, first half by Ole Miss, 1-8-03

FIELD GOALS

Most Made: 43 vs. Tennessee, 2-10-93

Opponents: 41 by Tennessee, 2-10-93

Most Attempted: 88 vs. Alabama, 2-7-17

Opponents: 84 by Tennessee, 2-10-93

Best Percentage: .636 (35-55), vs. Tennessee, 1-17-04

Opponents: .696 (32-46), by Missouri, 2-28-13

Worst Percentage: .226 (12-53), vs. Kentucky, 1-24-15

Opponents: .220 (11-50), by Georgia, 1-31-15

Best One-Half Percentage: .708 (17-24), 2nd half vs. LSU, 2-10-96

Opponents: .727 (16-22), by Missouri, 2-28-13

Worst One-Half Percentage: .100 (3-30), 1st half vs. Alabama, 2-7-17

Opponents: .160 (4-25), by Georgia, 1-31-15

3-POINT FIELD GOALS

Most Made: 15 vs. Auburn, 1-24-17

Opponents: 17 by Kentucky, 1-7-95; Florida, 2-24-99

Most Attempted: 36, vs. Mississippi State, 2-23-08

Opponents: 40, by Louisiana State, 2-10-96

Best Percentage: .647 (11-17) vs. Tennessee, 1-17-04

Opponents: .700 (7-10), by Georgia, 1-22-00

Worst Percentage: .000 (0-19), vs. Mississippi State, 3-2-02

Opponents: .000 (0-10), Alabama, 2-13-02; (0-3), Alabama, 1-12-11; (0-10), Mississippi State, 1-9-13; Florida, 1-18-17; (0-17)

FREE THROWS

Most Made: 38 vs. Georgia, 1-15-97

Opponents: 33 by Kentucky, 3-1-14

Most Attempted: 53 vs. Georgia, 1-18-97

Opponents: 50 by Georgia, 1-22-14

Best Percentage: 1.000 (11-11), vs. Vanderbilt, 1-28-04

Opponents: 1.000 (17-17), by Florida, 1-15-97

Worst Percentage: .250 (4-16), at Tennessee, 3-9-08

Opponents: .200 (1-5), by Vanderbilt, 1-17-01

Best One-Half Percentage: 1.000 (13-13) 2nd half vs. LSU, 2-27-08; (13-13)

second half vs. Tennessee, 1-20-15

Opponents: 1.000 (16-16) 2nd half, Tennessee (1-23-16)

Worst One-Half Percentage: .000 (0-3), 2nd half vs. Miss. State, 1-3-95

Opponents: .000 (0-4), 2nd half by Florida, 1-28-98

MISCELLANEOUS

Most Rebounds: 54 vs. Florida, 1-20-93

Opponents: 62, by Alabama, 2-7-17

Most Assists: 26 vs. Tennessee, 1-23-02

Opponents: 27 by Kentucky, 1-23-93

Most Steals: 19 vs. Tennessee, 1-21-98

Opponents: 17 by Florida, 3-4-14

Most Blocked Shots: 16 vs. Kentucky, 2-25-09

Opponents: 13, by LSU, 1-28-15

Most Turnovers: 29 vs. Kentucky, 2-26-92

Opponents: 28 by Tennessee, 1-21-98

Fewest Turnovers: 4 vs. LSU, 2-27-08

Opponents: 3 by Kentucky, 2-4-12

SEC REGULAR SEASON INDIVIDUAL SUPERLATIVES

POINTS

Most: 44, Sindarius Thornwell vs. Alabama, 2-7-17

Opponents: 37, Michael Frazier (Florida), 3-4-14;
Jonathon Modica (Arkansas), 2-4-06

FIELD GOALS

Most Made: 13, Tre' Kelley at Kentucky, 2-7-07,

Devan Downey at Florida, 2-3-09

Opponents: 14, Jamal Mashburn (Kentucky), 1-4-92

Most Attempted: 29, Devan Downey vs. Kentucky, 1-26-10

Opponents: 27, Jamal Mashburn (Kentucky), 1-4-92

3-POINT FIELD GOALS

Most Made: 8, Larry Davis vs. Georgia, 3-2-96

Opponents: 11, Michael Frazier (Florida), 3-4-14

Most Attempted: 14, Brenton Williams at Mississippi State (3-8-14); at Missouri (1-25-14)

Opponents: 18, Michael Frazier (Florida), 3-4-14

FREE THROWS

Most Made: 25, Sindarius Thornwell vs. Alabama, 2-7-17

Opponents: 13, Nick Calathes (Florida), 2-3-09; KeVaugh Allen (Florida), 2-21-17

Most Attempted: 33, Sindarius Thornwell vs. Alabama, 2-7-17

Opponents: 17, Ryan Rosburg, Missouri, 2-16-16

MISCELLANEOUS

Most Rebounds: 21, Sindarius Thornwell vs. Alabama, 2-7-17

Opponents: 18, Brandon Vincent (Mississippi State), 2-11-04, Korvotney Barber (Auburn), 1-10-09

Most Assists: 11, Melvin Watson vs. Florida, 2-8-97

Opponents: 14, Chuck Evans (Mississippi State), 2-13-93; LaMarcus Golden (Tennessee), 1-19-94

Most Steals: 7, Devan Downey vs. Alabama, 2-16-08; Chuck Eidson vs. Florida, 2-5-02; Aaron Lucas vs. Vanderbilt, 1-19-02

Opponents: 7, Pat Whitehead (Vanderbilt), 1-29-97; Billy Humphrey (Georgia), 2-10-07

Most Blocked Shots: 10, Sam Muldrow vs. Vanderbilt, 1-8-11

Opponents: 11, Shaquille O'Neal (Louisiana State), 2-19-92



SINDARIUS THORNWELL SCORED A GAMECOCK SEC REGULAR SEASON HIGH 44 POINTS VS. ALABAMA ON FEB. 7, 2017



SEC TOURNAMENT TEAM SUPERLATIVES

POINTS

Most: 91, vs. Arkansas, 3-11-04

Opponents: 89 by Tennessee, 3-14-08

Fewest: 44 vs. Tennessee, 3-14-14

Opponents: 44 by Mississippi State, 3-9-06

Most In One Half: 53, second half vs. Ole Miss, 3-7-98

Opponents: 63, second half by Arkansas, 3-11-04

Fewest In One Half: 18, first half vs. Tennessee, 3-14-14;
first half vs. Florida, 3-12-06

Opponents: 18, first half by Arkansas, 3-11-04

FIELD GOALS

Most Made: 30 vs. Alabama, 3-11-93

Opponents: 35 by Tennessee, 3-14-08

Most Attempted: 76 vs. Mississippi State, 3-13-09

Opponents: 76 by Ole Miss, 3-7-98

Best Percentage: .605 (26-43), vs. Alabama, 3-7-97

Opponents: .565 (35-62), 89 by Tennessee, 3-14-08

Worst Percentage: .299 (20-67) vs. Ole Miss, 3-10-11

Opponents: .302 (16-53) vs. Ole Miss, 3-12-15

Best One-Half Percentage: .700 (20-30), second half vs. Tennessee, 3-10-06

Opponents: .731 (19-26), second half by Tennessee, 3-14-08

Worst One-Half Percentage: .242 (8-33), first half vs. Florida, 3-12-06

Opponents: .226 (7-31), second half by Ole Miss, 3-10-94

3-POINT FIELD GOALS

Most Made: 12 vs. Ole Miss, 3-7-18

Opponents: 13 by Kentucky, 3-8-98

Most Attempted: 31 vs. Mississippi State, 3-13-13

Opponents: 31 by Ole Miss, 3-7-18

Best Percentage: .733 (11-15) vs. Auburn, 3-12-14

Opponents: .571 (4-7), by Tennessee, 3-12-92

FREE THROWS

Most Made: 39 vs. Ole Miss, 3-7-98, 39 vs. Arkansas, 3-11-04

Opponents: 26 vs. Arkansas, 3-11-04

Most Attempted: 50 vs. Arkansas, 3-11-04

Opponents: 31 vs. Arkansas, 3-11-04

Best Percentage: .900 (18-20) vs. Ole Miss, 3-13-03

Opponents: .923 (12-13), vs. Tennessee, 3-10-00

Worst Percentage: .375 (3-8), vs. Alabama, 3-9-02

Opponents: .429 (9-21), by Kentucky, 3-9-01; (3-7), by Ole Miss, 3-10-05

Best One-Half Percentage: 1.000, (8-8), first half vs. Tennessee, 3-14-08

Opponents: 1.000 (11-11), first half by Tennessee, 3-10-00

Worst One-Half Percentage: .000 (0-1), first half vs. Ole Miss, 3-4-99

Opponents: .222 (2-9), first half by Alabama, 3-11-93

MISCELLANEOUS

Most Rebounds: 43 vs. Ole Miss, 3-10-11

Opponents: 50 by Mississippi State, 3-13-09

Most Assists: 22 vs. Louisiana State, 3-7-96

Opponents: 27 by Tennessee, 3-14-08

Most Steals: 13 vs. Alabama, 3-9-00

Opponents: 14 by Kentucky, 3-9-01

Most Blocked Shots: 10 vs. Ole Miss, 3-10-11

Opponents: 9 by Ole Miss, 3-10-94; by Auburn, 3-12-14

Most Turnovers: 23 vs. Kentucky, 3-9-01

Opponents: 23 by Ole Miss, 3-10-94

Fewest Turnovers: 5 vs. Mississippi State, 3-13-09

Opponents: 4 by Arkansas, 3-08-07

SEC TOURNAMENT INDIVIDUAL SUPERLATIVES

POINTS

Most: 37, BJ McKie vs. Ole Miss, 3-7-98

Opponents: 26, David Sanders, Ole Miss, 3-7-02

FIELD GOALS

Most Made: 10, Jo Jo English vs. Tennessee, 3-12-92; BJ McKie vs. Ole Miss, 3-4-99; Devan Downey vs. Tennessee, 3-14-08

Opponents: 10, Jason Smith, Ole Miss, 3-4-99; David Sanders, Ole Miss, 3-7-02

Most Attempted: 22, Jo Jo English vs. Tennessee, 3-12-92; BJ McKie vs. Ole Miss, 3-4-99

Opponents: 26, Brian Williams, Alabama, 3-7-97

3-POINT FIELD GOALS

Most Made: 6, Mike Boynton, Jr. vs. Louisiana State, 3-12-04; 6, Frank Booker, vs. Ole Miss, 3-7-18

Opponents: 7, Pat Bradley, Arkansas, 3-8-96

Most Attempted: 13, BJ McKie vs. Ole Miss, 3-4-99

Opponents: 15, Brian Williams, Alabama, 3-7-97

FREE THROWS

Most Made: 20, BJ McKie vs. Ole Miss, 3-7-98

Opponents: 9, Duane Spencer, Louisiana State, 3-7-96; 9, Olu Famutimi, Arkansas, 3-11-04

Most Attempted: 22, BJ McKie vs. Ole Miss, 3-7-98

Opponents: 12, Jason Smith, Ole Miss, 3-7-98

MISCELLANEOUS

Most Rebounds: 16, Brandon Wallace vs. Arkansas, 3-11-07

Opponents: 15, Chris Davis, Auburn, 3-9-95; Jarnell Stokes, Tennessee, 3-14-14

Most Assists: 11, Devan Downey vs. LSU, 3-13-08


Opponents: 8, Marlon Towns, Arkansas, 3-8-96; Rajon Rondo, Kentucky, 3-11-06

Most Steals: 5, Carey Rich vs. Auburn, 3-9-95; Chuck Eidson vs. Tennessee, 3-10-00; Devan Downey vs. Tennessee, 3-14-08

Opponents: 5, Eddie Shannon, Florida, 3-6-98; Donte Prelow, Mississippi State, 3-13-13

Most Blocked Shots: 7, Sam Muldrow vs. Ole Miss, 3-10-11

Opponents: 7, Asaunh Dixon-Tatum, Auburn, 3-12-14



**BJ MCKIE SCORED 37 POINTS IN THE SEC TOURNAMENT
VS. OLE MISS DURING THE 1998 SEASON**



NCAA TOURNAMENT TEAM SUPERLATIVES

POINTS

Most: 93, vs. Marquette 3-17-17
Opponents: 100 by Fordham, 3-20-71

Fewest: 43 vs. Memphis, 3-19-04
Opponents: 50, Baylor, 3-24-17

Most In One Half: 65, second half vs. Duke, 3-19-17
Opponents: 58, second half by Fordham, 3-20-71

Fewest In One Half: 18, first half vs. Memphis, 3-19-04
Opponents: 22, first half by Temple, 3-11-72; 1st half by Baylor, 3-24-17

FIELD GOALS

Most Made: 35 vs. Fordham, 3-20-71; Southwestern Louisiana, 3-17-73; Marquette, 3-17-73
Opponents: 39 by Fordham, 3-20-71; Southwestern Louisiana, 3-17-73

Most Attempted: 84 vs. Furman, 3-9-74
Opponents: 94 by Southwestern Louisiana, 3-17-73

Best Percentage: .567 (34-60), vs. Villanova, 3-18-72
Opponents: .567 (29-51), by N.C. State, 3-17-89

Worst Percentage: .338 (23-68), vs. North Carolina, 3-16-72
Opponents: .304 (17-56), Baylor, 3-24-17

Best One-Half Percentage: .714 (20-28), second half vs. Duke, 3-19-17
Opponents: .682 (15-22), first half by N.C. State, 3-17-89

Worst One-Half Percentage: .200 (7-35), first half vs. Duke, 3-19-17
Opponents: .250 (8-32), first half vs. Baylor, 3-24-17

3-POINT FIELD GOALS

Most Made: 8 vs. Marquette, 3-17-17; vs. Baylor, 3-24-17
Opponents: 11 by Marquette, 3-17-17

Most Attempted: 24, vs. Marquette, 3-17-17
Opponents: 28 by Marquette, 3-17-17

Best Percentage: .400 (8-20), vs. Baylor, 3-24-17
Opponents: .474 (9-19), by Gonzaga, 4-1-17

FREE THROWS

Most Made: 27 vs. Duke, 3-19-17
Opponents: 31 by Pennsylvania, 3-18-71

Most Attempted: 32, vs. Duke, 3-19-17
Opponents: 40 by North Carolina, 3-16-72

Best Percentage: .844 (27-32) vs. Duke, 3-19-17
Opponents: 1.000 (22-22), by Fordham, 3-20-71

Worst Percentage: .429 (3-7), vs. Furman, 3-9-74
Opponents: .500 (7-14), by Southwestern Louisiana, 3-17-73

Best One-Half Percentage: 1.000 (3-3), vs. Florida, 3-26-17
Opponents: 1.000 (13-13), second half by Fordham, 3-20-71

Worst One-Half Percentage: .000 (0-1), first half vs. Furman, 3-9-74
Opponents: .375 (3-8), first half by SW Louisiana, 3-17-73

MISCELLANEOUS

Most Rebounds: 50 vs. Fordham, 3-20-71
Opponents: 61 by Southwestern Louisiana, 3-17-73

Most Assists: 21 vs. Southwestern Louisiana, 3-17-73
Opponents: 20 by Texas Tech, 3-10-73

Most Steals: 11 vs. Marquette, 3-17-17
Opponents: 13 by Coppin State, 3-14-97

Most Blocked Shots: 11 vs. Southwestern Louisiana, 3-17-73
Opponents: 8 by Furman, 3-9-74; by Gonzaga, 4-1-17

Most Turnovers: 25 vs. Fordham, 3-20-71
Opponents: 20 by Texas Tech, 3-10-73

Fewest Turnovers: 5 vs. Gonzaga, 4-1-17
Opponents: 6 by Richmond, 3-12-98

INDIVIDUAL SUPERLATIVES

POINTS

Most: 39, Tom Riker vs. Fordham, 3-20-71
Opponents: 34, Larry Kenon (Memphis State), 3-15-73

FIELD GOALS

Most Made: 18, Tom Riker vs. Fordham, 3-20-71
Opponents: 16, Larry Kenon (Memphis State), 3-15-73

Most Attempted: 27, Brian Winters vs. Furman, 3-9-74
Opponents: 30, Larry Kenon (Memphis State), 3-15-73

3-POINT FIELD GOALS

Most Made: 4, BJ McKie vs. Richmond, 3-12-98; Sindarius Thornwell vs. Baylor, 3-24-17
Opponents: 6, Rodney Carney (Memphis), 3-19-04

Most Attempted: 10, Duane Notice, vs. Marquette, 3-17-17; Sindarius Thornwell, vs. Baylor 3-24-17
Opponents: 12, Marseilles Brown (Richmond), 3-12-98; Rodney Carney (Memphis), 3-19-04

FREE THROWS

Most Made: 10, Kevin Joyce vs. Southwestern Louisiana, 3-17-73
Opponents: 10, Dave Wohl (Pennsylvania), 3-18-71

Most Attempted: 13, Kevin Joyce vs. Southwestern Louisiana, 3-17-73
Opponents: 11, Dave Wohl (Pennsylvania), 3-18-71


MISCELLANEOUS

Most Rebounds: 16, Tom Riker vs. Villanova, 3-18-72; Danny Traylor vs. Texas Tech, 3-10-73; Southwestern Louisiana, 3-17-73
Opponents: 20, Larry Kenon (Memphis State), 3-15-73

Most Assists: 10, Melvin Watson vs. Richmond, 3-12-98
Opponents: 11, Chris Corchiani (N.C. State), 3-17-89

Most Steals: 4, Brian Winters vs. Southwestern Louisiana, 3-17-73; Larry Davis vs. Coppin State, 3-14-97
Opponents: 5, Reggie Singletary (Coppin State), 3-14-97

Most Blocked Shots: 6, Danny Traylor vs. Southwestern Louisiana, 3-17-73
Opponents: 6, Zach Collins (Gonzaga), 4-1-17



TOM RIKER TALLIED 39 POINTS AGAINST FORDHAM IN THE 1971 NCAA TOURNAMENT



NIT TEAM SUPERLATIVES

POINTS

Most: 100 vs. Davidson, 3-13-96; Old Dominion, 3-16-83
Opponents: 90 by Old Dominion, 3-16-83

Fewest: 45 vs. Army, 3-18-69

Opponents: 47 by Ball State, 3-21-02

Most In One Half: 60, second half vs. Old Dominion, 3-16-83

Opponents: 57, second half by Old Dominion, 3-16-83

Fewest In One Half: 22, first half vs. Florida State, 3-21-06; second half vs. Army, 3-18-69

Opponents: 12, first half by Ball State, 3-21-02

FIELD GOALS

Most Made: 39, vs. High Point, 3-15-16

Opponents: 37 by Old Dominion, 3-16-83

Most Attempted: 77 vs. Wake Forest, 3-24-83; Princeton, 3-20-75

Opponents: 77 by Old Dominion, 3-16-83

Best Percentage: .694 (34-49), vs. Davidson, 3-13-96

Opponents: .577 (30-52), by Wake Forest, 3-24-83

Worst Percentage: .338 (26-77), vs. Wake Forest, 3-24-83

Opponents: .296 (16-54), by Ball State, 3-21-02

Best One-Half Percentage: .700 (14-20), first half vs. Davidson, 3-13-96

Opponents: .650 (13-20), second half by N.C. State, 3-10-78

Worst One-Half Percentage: .250 (6-14), first half vs. Davidson, 3-17-09

Opponents: .185 (5-27), first half by Ball State, 3-21-02

3-POINT FIELD GOALS

Most Made: 9 vs. Western Kentucky, 3-15-06

Opponents: 14 by Georgetown, 3-24-05

Most Attempted: 23 vs. Connecticut, 3-14-01

Opponents: 30 by High Point, 3-15-16

Best Percentage: .700 (7-10), vs. Davidson, 3-13-96

Opponents: .500 (3-6), by Connecticut, 3-14-01; .500 (11-22), by Georgia Tech, 3-21-16

FREE THROWS

Most Made: 34 vs. Old Dominion, 3-16-83

Opponents: 26 by Princeton, 3-20-75; N.C. State, 3-10-78

Most Attempted: 42 vs. Old Dominion, 3-16-83

Opponents: 39 by Princeton, 3-20-75

Best Percentage: .944 (17-18), vs. Ball State, 3-21-02

Opponents: .875 (7-8), by Alabama, 3-20-96

Worst Percentage: .444 (8-18), vs. Memphis, 3-28-02

Opponents: .533 (8-15), by Virginia Tech, 3-21-83,

(16-30) by Davidson, 3-17-09

Best One-Half Percentage: 1.000 (12-12), second half vs. Ball St., 3-21-02

Opponents: .900 (9-10), first half by Vanderbilt, 3-18-96

Worst One-Half Percentage: .286 (2-7), first half vs. Miami, 3-15-05

Opponents: .286 (2-7), first half by Davidson, 3-17-09

MISCELLANEOUS

Most Rebounds: 48 vs. Siena, 3-19-91; Virginia Tech, 3-21-83

Opponents: 45 by Memphis, 3-28-02; by Maryland, 3-29-05

Most Assists: 26 vs. Old Dominion, 3-16-83

Opponents: 17 by Old Dominion, 3-16-83; 17, by Georgia Tech, 3-21-16

Most Steals: 17 vs. Western Kentucky, 3-15-06; vs. Ball State, 3-21-02

Opponents: 11 by Nevada-Las Vegas, 3-19-02

Most Blocked Shots: 13 vs. George Washington, 3-15-91

Opponents: 7 by Alabama, 3-20-96

Most Turnovers: 23 vs. Siena, 3-19-91

Opponents: 22 by Ball State, 3-21-02

Fewest Turnovers: 7 at Cincinnati, 3-23-06; vs. Louisville, 3-28-06; vs. Miami, 3-15-05

Opponents: 7 by Miami, 3-15-05

NIT INDIVIDUAL SUPERLATIVES

POINTS

Most: 33, Larry Davis vs. Davidson, 3-13-96

Opponents: 32, Stephen Curry (Davidson), 3-17-09

FIELD GOALS

Most Made: 15, Laimonas Chatkevicius vs. High Point, 3-15-16

Opponents: 12, Dell Curry (Virginia Tech), 3-21-83; Dick Garrett (Southern Illinois), 3-15-69

Most Attempted: 22, Jimmy Foster vs. Wake Forest, 3-24-83

Opponents: 23, Dick Garrett (Southern Illinois), 3-15-69

3-POINT FIELD GOALS

Most Made: 7, Larry Davis vs. Davidson, 3-13-96

Opponents: 7, Darrel Owens (Georgetown), 3-24-05

Most Attempted: 12, Jamel Bradley vs. Nevada-Las Vegas, 3-19-02

Opponents: 15, Frank Seckar (Vanderbilt), 3-18-96

FREE THROWS

Most Made: 14, BJ McKie vs. Davidson, 3-13-96

Opponents: 9, Stephen Curry (Davidson), 3-17-09

Most Attempted: 15, BJ McKie vs. Davidson, 3-13-96

Opponents: 14, Doug Clevenger (Army), 3-18-69

MISCELLANEOUS

Most Rebounds: 14, Jimmy Foster vs. Virginia Tech, 3-21-83

Opponents: 16, Anthony Winchester, Western Kentucky, 3-15-06

Most Assists: 13, Gerald Peacock vs. Old Dominion, 3-16-83

Opponents: 9, Grant Robinson (Old Dominion), 3-16-83

Most Steals: 5, Tarence Kinsey vs. Louisville, 3-28-06; Renaldo Balkman vs.

Florida State, 3-21-06


Opponents: 4, Dirkk Surlis (George Washington), 3-15-91; James

Thues (Syracuse), 3-26-02

Most Blocked Shots: 6, Brandon Wallace vs. Western Kentucky, 3-15-06; Jeff

Roulston vs. George Washington, 3-15-91

Opponents: 7, Roy Rogers (Alabama), 3-20-96



LARRY DAVIS TALLIED 33 POINTS VS. DAVIDSON IN 1996, THE MOST OF ANY GAMECOCK IN AN NIT GAME



SOUTH CAROLINA IN OVERTIME

Year	Opponent	Overtimes	Score	W/L
1911-12	Newberry	1	25-27	L
1916-17	Porter Military Academy	1	40-35	W
1923-24	at North Carolina State	1	27-25	W
1927-28	Clemson	2	46-48	L
1928-29	Clemson	1	27-24	W
1932-33	North Carolina (N1)	2	34-32	W
1935-36	Erskine	1	28-27	W
1936-37	Clemson	1	32-30	W
1941-42	Presbyterian	1	55-53	W
	at The Citadel	1	54-52	W
1950-51	at Duquesne	1	64-67	L
	at George Washington	1	80-89	L
1953-54	Wake Forest (N2)	1	57-58	L
1956-57	North Carolina	1	86-90	L
1957-58	Furman	1	78-79	L
1958-59	Davidson (N3)	2	55-62	L
	Clemson	1	56-58	L
	at North Carolina State*	1	72-75	L
1962-63	North Carolina State (N4)	2	70-68	W
1963-64	at Maryland	1	73-69	W
	North Carolina State (N4)	1	61-52	W
1964-65	Furman	1	71-79	L
	at Erskine	1	59-57	W
1965-66	at Virginia	1	59-57	W
1966-67	North Carolina State (N4)	1	65-62	W
	Virginia	1	68-71	L
1969-70	Notre Dame (N5)	1	84-83	W
	North Carolina State (N6)	2	39-42	L
1970-71	at Maryland	1	30-31	L
1974-75	St. John's (N7)	1	77-78	L
	at Notre Dame	1	65-66	L
1976-77	Georgia (N5)	1	74-73	W
1977-78	Southern California%	1	65-58	W
	Marquette	2	66-69	L
1978-79	St. Louis (N8)	2	80-79	W
	at Stetson	2	82-86	L
1979-80	Davidson	1	78-77	W
	Western Kentucky	2	73-65	W
1980-81	The Citadel#	3	83-81	W
	Furman	1	87-74	W
1981-82	San Francisco	1	71-72	L
1982-83	Utah (N9)	1	67-63	W
	Florida State	1	85-90	L
1983-84	Clemson	1	50-61	L
1985-86	at Clemson	1	66-73	L
1986-87	Vanderbilt (N5)	2	96-91	W
1987-88	Louisville	2	88-98	L
	Cincinnati	1	78-76	W
1988-89	at Tennessee	1	83-81	W
1989-90	Kansas State (N10)	1	62-60	W
1990-91	Houston (N11)	1	74-70	W
	Florida State	1	80-81	L
1991-92	at San Diego State+	2	71-69	W
	Alabama	1	81-83	L
1992-93	Clemson	1	84-89	L
	Tennessee	2	111-107	W
1993-94	South Carolina State	2	94-89	W
	College of Charleston	1	65-53	W
	Campbell	1	72-73	L
1994-95	Vanderbilt	1	83-91	L
1995-96	Vanderbilt	1	87-83	W
1996-97	Kentucky	1	84-79	W
1997-98	Maryland (N12)	1	76-72	W
1998-99	Georgia	1	70-66	W
1999-00	Syracuse	1	74-77	L
	Auburn (N13)	1	72-77	L

2000-01	Tennessee	1	67-68	L
2001-02	at Georgia	1	75-82	L
2002-03	Georgia	1	55-60	L
2003-04	at Auburn	1	53-51	W
	Alabama	1	90-82	W
	Mississippi State	1	75-79	L
2004-05	Clemson	1	62-63	L
	SC State	1	68-65	W
	Ole Miss	1	76-70	W
2005-06	Marquette (N14)	1	89-92	L
	Georgia	1	61-64	L
	at Vanderbilt	1	64-61	W
	at Florida State (N15)	1	69-68	W
2006-07	at USC	1	80-74	W
	Vanderbilt	1	90-99	L
2007-08	Mississippi State	1	56-61	L
2008-09	at College of Charleston	1	80-82	L
	Arkansas	1	82-78	W
2010-11	at WKU	2	87-85	W
	Vanderbilt	1	83-75	W
	Arkansas	1	81-74	W
2011-12	Mississippi State	1	67-69	L
2012-13	UW-Milwaukee (N16)	1	82-75	W
	vs. Missouri State (N17)	1	74-67	W
	at LSU	1	82-73	W
	at Georgia	1	54-62	L
2015-16	at Ole Miss	1	77-74	W
	Florida	1	73-69	W
2016-17	Monmouth	1	70-69	W
	Alabama	4	86-90	L
2017-18	at Mississippi State	1	68-72	L
	LSU	1	83-74	W

OVERTIME RECORD: 53-43
Home: 26-27
Away: 13-10
Neutral: 14-6

NOTES: N1 — Southern Conference Tournament (Raleigh, N.C.)
N2 — ACC Tournament (Raleigh, N.C.)
N3 — Carousel Tournament (Charlotte, N.C.)
N4 — at Charlotte, N.C.
N5 — Sugar Bowl Classic (New Orleans, La.)
N6 — ACC Tournament (Charlotte, N.C.)
N7 — ECAC Ocean State Classic (Providence, R.I.)
N8 — Times & World Christmas Classic (Roanoke, Va.)
N9 — Fiesta Classic (Tempe, Ariz.)
N10 — Sun Carnival Classic (El Paso, Tex.)
N11 — D. Pepsi Tournament of Champions (Charlotte, N.C.)
N12 — Thrifty BCA Classic (Minneapolis, Minn.)
N13 — Southeastern Conference Tournament (Atlanta, Ga.)
N14 — Great Alaska Shootout (Anchorage, Alaska)
N15 — NIT Quarterfinals (Tallahassee, Fla.)
N16 — Hoops For Hope Classic (Columbia, S.C.)
N17 — Hoops For Hope Classic (Puerto Vallarta, Mexico)
* — ACC Tournament
— Palmetto Classic
% — Carolina Classic
+ — Texaco Star Classic



SOUTH CAROLINA IN THE FINAL REGULAR-SEASON POLL

1969

Associated Press

1. UCLA
2. LaSalle
3. Santa Clara
4. North Carolina
5. Davidson
6. Purdue
7. Kentucky
8. St. John's (N.Y.)
9. Duquesne
10. Villanova
11. Drake
12. New Mexico State
13. South Carolina
14. Marquette
15. Louisville
16. Boston College
17. Notre Dame
18. Colorado
19. Kansas
20. Illinois

United Press International

1. UCLA
2. North Carolina
3. Davidson
4. Santa Clara
5. Kentucky
6. LaSalle
7. Purdue
8. St. John's (N.Y.)
9. New Mexico State
10. Duquesne
11. Drake
12. Colorado
13. Louisville
14. Marquette
15. Villanova
- Boston College
17. Weber State
- Wyoming
19. Colorado State
20. South Carolina
- Kansas

1970

Associated Press

1. Kentucky
2. UCLA
3. St. Bonaventure
4. Jacksonville
5. New Mexico State
6. South Carolina
7. Iowa
8. Marquette
9. Notre Dame
10. North Carolina State
11. Florida State
12. Houston
13. Pennsylvania
14. Drake
15. Davidson
16. Utah State
17. Niagara
18. Western Kentucky

19. Long Beach State
20. Southern California

United Press International

1. Kentucky
2. UCLA
3. St. Bonaventure
4. New Mexico State
5. Jacksonville
6. South Carolina
7. Iowa
8. Notre Dame
9. Drake
10. Marquette
11. Houston
12. North Carolina State
13. Pennsylvania
14. Florida State
15. Villanova
- Long Beach State
17. Western Kentucky
- Utah State
- Niagara
20. Cincinnati
- UTEP

1971

Associated Press

1. UCLA
2. Marquette
3. Pennsylvania
4. Kansas
5. Southern California
6. South Carolina
7. Western Kentucky
8. Kentucky
9. Fordham
10. Ohio State
11. Jacksonville
12. Notre Dame
13. North Carolina
14. Houston
15. Duquesne
16. Long Beach State
17. Tennessee
18. Villanova
19. Drake
20. Brigham Young

United Press International

1. UCLA
2. Marquette
3. Pennsylvania
4. Kansas
5. Southern California
6. South Carolina
7. Western Kentucky
8. Kentucky
9. Fordham
10. Ohio State
11. Jacksonville
- Brigham Young
13. North Carolina
14. Notre Dame
- Long Beach State
16. Drake
17. Villanova

18. Duquesne
- Houston
20. Weber State

1972

Associated Press

1. UCLA
2. North Carolina
3. Pennsylvania
4. Louisville
5. Long Beach State
6. South Carolina
7. Marquette
8. Southwestern Louisiana
9. Brigham Young
10. Florida State
11. Minnesota
12. Marshall
13. Memphis State
14. Maryland
15. Villanova
16. Oral Roberts
17. Indiana
18. Kentucky
19. Ohio State
20. Virginia

United Press International

1. UCLA
2. North Carolina
3. Pennsylvania
4. Louisville
5. South Carolina
6. Long Beach State
7. Marquette
8. Southwestern Louisiana
9. Brigham Young
10. Florida State
11. Maryland
12. Minnesota
13. Memphis State
14. Kentucky
15. Villanova
16. Kansas State
17. UTEP
18. Marshall
19. Missouri
- Weber State

1973

Associated Press

1. UCLA
2. North Carolina State
3. Long Beach State
4. Providence
5. Marquette
6. Indiana
7. Southwestern Louisiana
8. Maryland
9. Kansas State
10. Minnesota
11. North Carolina
12. Memphis State
13. Houston
14. Syracuse

15. Missouri
16. Arizona State
17. Kentucky
18. Pennsylvania
19. Austin Peay
20. San Francisco

United Press International

1. UCLA
2. North Carolina State
3. Long Beach State
4. Marquette
5. Providence
6. Indiana
7. Southwestern Louisiana
- Kansas State
9. Minnesota
10. Maryland
11. Memphis State
12. North Carolina
13. Arizona State
14. Syracuse
15. Kentucky
16. South Carolina
17. Missouri
18. Weber State
- Houston
20. Pennsylvania

1974

Associated Press

1. North Carolina State
2. UCLA
3. Marquette
4. Maryland
5. Notre Dame
6. Michigan
7. Kansas
8. Providence
9. Indiana
10. Long Beach State
11. Purdue
12. North Carolina
13. Vanderbilt
14. Alabama
15. Utah
16. Pittsburgh
17. Southern California
18. Oral Roberts
19. South Carolina
20. Dayton



United Press International

1. North Carolina State
2. UCLA
3. Notre Dame
4. Maryland
5. Marquette
6. Providence
7. Vanderbilt
8. North Carolina
9. Indiana
10. Kansas
11. Long Beach State
12. Michigan
13. Southern California
14. Pittsburgh
15. Louisville
16. South Carolina
17. Creighton
18. New Mexico
19. Alabama
- Dayton

1997

Associated Press

1. Kansas
2. Utah
3. Minnesota
4. North Carolina
5. Kentucky
6. South Carolina
7. UCLA
8. Duke
9. Wake Forest
10. Cincinnati
11. New Mexico
12. St. Joseph's
13. Xavier (Ohio)
14. Clemson
15. Arizona
16. College of Charleston
17. Georgia
18. Iowa State
19. Illinois
20. Villanova
21. Stanford
22. Maryland
23. Boston College
24. Colorado
25. Louisville

CNN/USA Today

1. Arizona
2. Kentucky
3. Minnesota
4. North Carolina
5. Kansas
6. Utah
7. UCLA
8. Clemson
9. Wake Forest
10. Louisville
11. Duke
12. Stanford
13. Iowa State
14. South Carolina
15. Providence
16. Cincinnati
17. St. Joseph's (Pa.)

18. California
19. New Mexico
20. Texas
21. College of Charleston
22. Xavier (Ohio)
23. Boston College
24. Michigan
25. Colorado

1998

Associated Press

1. North Carolina
2. Kansas
3. Duke
4. Arizona
5. Kentucky
6. Connecticut
7. Utah
8. Princeton
9. Cincinnati
10. Stanford
11. Purdue
12. Michigan
13. Ole Miss
14. South Carolina
15. Texas Christian
16. Michigan State
17. Arkansas
18. New Mexico
19. UCLA
20. Maryland
21. Syracuse
22. Illinois
23. Xavier (Ohio)
24. Temple
25. Murray State

ESPN/USA Today

1. Kentucky
2. Utah
3. North Carolina
4. Stanford
5. Duke
6. Arizona
7. Connecticut
8. Kansas
9. Purdue
10. Michigan State
11. Rhode Island
12. UCLA
13. Syracuse
14. Cincinnati
15. Maryland
16. Princeton
17. Michigan
18. West Virginia
19. South Carolina
20. Ole Miss
21. New Mexico
22. Arkansas
23. Valparaiso
24. Washington
25. Texas Christian

2017

ESPN/USA Today Coaches Poll

1. North Carolina
2. Gonzaga
3. Oregon
4. Kansas
5. Kentucky
6. South Carolina
7. Arizona
8. Villanova
9. UCLA
10. Florida
11. West Virginia
12. Baylor
13. Duke
14. Louisville
15. Purdue
16. Wisconsin
17. Michigan
18. Xavier
19. Butler
20. Notre Dame
21. Wichita State
22. Cincinnati
23. SMU
24. Florida State
25. Iowa State



COLONIAL LIFE ARENA RECORDS

One Team

Most Points

103, South Carolina vs. The Citadel (42), 11/12/07

Most Points, Losing Team

90, South Carolina vs. Vanderbilt (99), 3/3/07, (OT)

Fewest Points, Winning Team

57, South Carolina vs. USC Upstate (41), 11/23/10;
South Carolina vs. Wofford (45), 12/28/11; South
Carolina vs. Florida (53), 1/18/17

Largest South Carolina Victory Margin

61 points over The Citadel (103-42), 11/12/07

Largest South Carolina Defeat Margin

38 points to Kentucky (50-84), 1/16/07

Most Field Goals Made

39, South Carolina (92) vs. S.C. State (67) [73 at-
tempts], 11/9/07; 39, South Carolina (88) vs. High
Point (66) [65 attempts], 3/15/16

Fewest Field Goals Made

10, Michigan (46) vs. South Carolina (61), 11/23/16

Most Field Goals Attempted

88, South Carolina (86) vs. Alabama (90), 2/7/17

Fewest Field Goals Attempted

35, The Citadel (50) vs. South Carolina (66) [15
made], 1/2/03

Highest Field Goal Percentage

.696 (32-46), Missouri (90), vs. South Carolina (68),
2/28/13

Lowest Field Goal Percentage

.192 (10-52), Michigan (46), vs. South Carolina (61),
11/23/17

Most 3-Pointers Made

16, South Carolina (92) [28 attempts] vs. Campbell
(52), 11/28/07, (OT); Alabama (82) vs. South Carolina
(90) [31 attempts], 2/4/04; Vanderbilt (99) [30
attempts] vs. South Carolina (90), 2/2/08

Most 3-Pointers Attempted

36, South Carolina (56) vs. Mississippi State (61) [7
made]

Highest 3-Point Pct. (min. 10 attempts)

.667 (12-18) Tennessee (76) vs South Carolina (69),
1/8/06

Most Free Throws Made

46, South Carolina (86), vs. Memphis (76), 1/2/16

Fewest Free Throws Made

1, South Carolina (73) vs. Wofford (43), 12/17/05

Most Free Throws Attempted

63, South Carolina 86, vs. Memphis (76), 1/2/16

Fewest Free Throws Attempted

2, South Carolina (73) vs Wofford (43), 12/17/05;
Princeton (48) vs. South Carolina (54), 12/20/06

Highest Free Throw Percentage

1.000 (14-14) LSU (62) vs. (7-7) South Carolina (55)

Lowest Free Throw Percentage

.222 (2-9), South Carolina (61) vs. N.C. State (63),
11/23/07

Most Rebounds

62, Alabama (90) vs. South Carolina (86)
[13 off, 49 def, 6 team], 2/7/17

Fewest Rebounds

16, Holy Cross (49) vs. South Carolina (81), 11/13/16

Most Assists

25, South Carolina (83) vs. Tennessee (64), 1/17/04;
25, South Carolina(88) vs. High Point (66), 3/15/16

Most Personal Fouls

41, Memphis (76) vs. South Carolina (86), 1/2/16

Fewest Personal Fouls

7, South Carolina (88) vs. Longwood (58), 1/5/10



Two Teams

Most Points

190, South Carolina (97) vs. Jacksonville (93), 11/27/09

Fewest Points

98, South Carolina (57) vs. USC Upstate (41), 11/23/10

Most Overtime Periods

4, Alabama (90) vs. South Carolina (86), 2/7/17

Most Field Goals Made

67, Clemson (98) vs. South Carolina (87), 12/30/08

Fewest Field Goals Made

30, Vanderbilt (58) vs. South Carolina (51), 1/19/13

Most Field Goals Attempted

159, Alabama (90) vs. South Carolina (86), 2/7/17

Fewest Field Goals Attempted

80, South Carolina (54) vs. Princeton (42), 12/20/06

Most 3-Pointers Made

30, South Carolina (90) vs. Alabama (82), 2/4/04

Most 3-Pointers Attempted

58, Alabama (90) vs. South Carolina (86), 2/7/17

Most Free Throws Made

76, South Carolina (86) vs. Memphis (76), 1/2/16

Fewest Free Throws Made

5, South Carolina (73) vs. Wofford (43), 12/17/05

Most Free Throws Attempted

99, South Carolina (86) vs. Memphis (76), 1/2/16

Fewest Free Throws Attempted

6, South Carolina (73) vs. Wofford (43), 12/17/05

Most Rebounds

114, Alabama (90) vs. South Carolina (86), 2/7/17

Fewest Rebounds

48, South Carolina (57) vs. Vanderbilt (67), 1/10/12; Missouri (90) vs. South Carolina (68), 2/28/13

Most Assists

42, South Carolina (83) vs. Gardner-Webb (74), 11/17/03; 42, South Carolina (92) vs. Lipscomb (76), 11/27/15

Most Personal Fouls

68, South Carolina (86) vs. Memphis (76), 1/2/16

Fewest Personal Fouls

21, South Carolina (73) vs. Wofford (43), 12/17/05

ITEMS WORTH NOTING & COLONIAL LIFE ARENA FIRSTS

First Game: November 24, 2002 vs. ETSU (71-66 win)

Most Consecutive Wins: 13 (11/14/15-2/10/16)

Most Consecutive Losses: 4 (2/19/05-3/2/05); 1/20/18-2/10/18)

Most Games in A Season: 20 (2004-05)

Most Wins in a Season: 17 (2004-05)

Most Losses in a Season: 7 (2006-07)

Largest Crowd: 18,000 vs. Kentucky (3/3/04), 18,000 vs. Georgia (2/7/09), 18,000 vs. Tennessee (3/5/09), 18,000 vs. Kentucky (1/26/10), 18,000 vs. Kentucky (1/22/11), 18,000 vs. Kentucky (1/24/15); 18,000 vs. Alabama (1/30/16); 18,000 vs. Kentucky (2/13/16); 18,000 vs. Florida (2/20/16); 18,000 vs. Georgia (2/4/17); 18,000 vs. Tennessee (1/20/18)

Gamecock Home Court Record: 195-93

Longest Home Winning Streak: 13 (11/14/15-2/10/16)

Longest Home Losing Streak: 4 (2/19/05-3/2/05); 1/20/18-2/10/18)

The following are non-conference firsts in Colonial Life Arena (all against ETSU on Nov. 24, 2002):

Point: Kerbrell Brown, South Carolina

Assist: Chuck Eidson, South Carolina

3-Pointer: Jerald Fields, ETSU

Rebound: Jerald Fields, ETSU

Steal: Jerald Fields, ETSU

Blocked Shot: Tony Kitchings, South Carolina

Free Throw: Rolando Howell, South Carolina

With the first-ever SEC game against Ole Miss in (then named) The Carolina Center on Jan. 8, 2003, the following are South Carolina's firsts for men's games against the SEC:

Point: Derrick Allen, Ole Miss

Assist: Michael Boynton, South Carolina

Three-Pointer: Aaron Harper, Ole Miss

Rebound: Derrick Allen, Ole Miss

Steal: Chuck Eidson, South Carolina

Blocked Shot: Rolando Howell, South Carolina

Free Throw: Tarence Kinsey, South Carolina

Charge Taken: Rolando Howell, South Carolina

Tony Kitchings scored South Carolina's first point in an SEC game, Carlos Powell hit the first 3-pointer and Tarence Kinsey pulled down the first rebound.

Individual

Most Points

44, Sindarius Thornwell (South Carolina) vs. Alabama, 2/7/17

Most Field Goals Made

15, Laimonas Chatkevicius (South Carolina) vs. Mississippi State, 3/15/16

Most Field Goals Attempted

29, Devan Downey (South Carolina) vs. Kentucky, 1/26/09

Highest Field Goal % (min. 5 attempts)

1.000 (7-7), Laimonas Chatkevicius (South Carolina), vs. Lipscomb, 11/27/15

Most Three Pointers Made

11, Michael Frazier (Florida), 3/4/14

Most Three Pointers Attempted

18, Michael Frazier (Florida), 3/4/14

Most Free Throws Made

25, Sindarius Thornwell (South Carolina) vs. Alabama, 2/7/17

Most Consecutive Free Throws Made

13, Keenan Evans (Texas Tech) vs. South Carolina, 1/27/18

Most Free Throws Attempted

33, Sindarius Thornwell (South Carolina) vs. Alabama, 2/7/17

Most Rebounds

21, Sindarius Thornwell (South Carolina) vs. Alabama, 2/7/17

Most Assists

11, Devan Downey vs. The Citadel, 11/12/07; Cliff Hawkins (UK) vs. USC, 3/3/04

Most Blocks

10, Sam Muldrow (South Carolina) vs. Vanderbilt, 1/8/11



COACH J.H. BROWN

0-3 (1 YEAR)

1908-09 (0-3 OVERALL)

O.30 Furman 19-21 L
D.19 Columbia YMCA 21-37 L
E.25 Wofford 18-23 L

COACH F.E. SCHOFIELD

0-1 (1 YEAR)

1909-10 (0-1 OVERALL)

N. 2 Davidson 8-29 L

1910-11 (1-1 OVERALL)

NO COACH

F.14 Columbia YMCA 31-18 W
F.18 at Newberry 5-38 L

COACH JAMES G. DRIVER

5-7 (2 YEARS)

1911-12 (3-4 OVERALL)

J. 7 Olympia YMCA* 33-5 W
J.12 Newberry (OT) 25-27 L
J.19 Davidson 33-35 L
F.13 at Wofford 27-26 W
E.23 Olympia YMCA 16-10 W
F.28 at Newberry 6-24 L
E.29 at Wofford 20-26 L

* — First game at Carolina Gymnasium

1912-13 (2-3 OVERALL)

J.10 at Washington & Lee 7-47 L
J.11 at V.M.I. 13-26 L
J.31 Newberry 44-10 W
F. 6 Clemson 39-18 W
E.22 Wake Forest 20-27 L

COACH JOHN BLACKBURN

5-4-1 (1 YEAR)

1913-14 (5-4-1 OVERALL)

D.12 Newberry 30-10 W
J.13 at Wake Forest 8-54 L
J.14 at N.C. State 15-30 L
J.16 at Washington & Lee 5-52 L
J.17 at V.M.I. 6-35 L
F. 7 The Citadel 24-15 W
F.14 Furman 32-16 W
F.17 at Newberry 16-16 T
E.21 Wofford 37-21 W
E.28 Clemson 29-16 W

COACH L.W. HILL

2-7 (1 YEAR)

1914-15 (2-7 OVERALL)

D.12 Wofford 23-34 L
D.17 Mills YMCA 43-11 W
J.22 The Citadel 17-24 L
E.11 Furman 24-18 W
F.17 Newberry 23-25 L
E.20 Wake Forest 11-64 L
F.22 at Wofford 14-28 L
E.24 at Newberry 23-29 L
M. 4 Clemson 29-37 L

COACH CHARLES C. FARRELL

4-6 (1 YEAR)

1915-16 (4-6 OVERALL)

J. 8 Mills YMCA 49-15 W
J.12 Wofford 19-21 L
J.21 Clemson 41-20 W
F. 4 Newberry 25-35 L
F. 7 Furman 45-18 W
F.11 at Newberry 13-30 L
F.12 at Wofford 17-41 L
F.14 at Furman 23-42 L
F.18 The Citadel 29-25 W
E.26 at The Citadel 19-30 L

COACH DIXON FOSTER

26-31 (4 YEARS)

1916-17 (7-8 OVERALL)

J.13 Wofford 23-38 L
J.17 College of Charleston 53-9 W
J.20 Presbyterian 32-29 W
J.24 Clemson 34-19 W
F. 8 Porter Military Acad. (OT) 40-35 W
F.13 Columbia Outlaws 63-25 W
F.17 The Citadel 36-23 W
F.19 at Newberry 19-73 L
E.20 at Presbyterian 28-34 L
E.21 at Wofford 28-44 L
E.22 at Clemson 27-51 L
E.28 Newberry 33-44 L
M.2 at The Citadel 17-47 L
M.3 at Col. of Charleston 36-6 W
M.3 Porter Military Acad. 32-34 L

1917-18 (8-5 OVERALL)

J.16 323rd Regiment 46-27 W
J.19 402nd Signal Battalion 68-7 W
J.25 317th Field Artillery 71-16 W
J.26 Camp Jackson Division 30-47 L
F. 2 Mercer 33-43 L
F.12 Camp Jackson Qtrm. 20-24 L
E.26 at Wofford 27-26 W
E.27 at Guilford 28-26 W
E.28 at North Carolina 21-58 L
M. 1 at N.C. State 12-32 L
M. 4 Wofford 45-11 W
M. 6 Presbyterian 47-28 W
M. 9 at Presbyterian 36-28 W

1918-19 (4-7 OVERALL)

J.22 Presbyterian 31-22 W
J.26 at Newberry 39-17 W
J.29 Cam3-45 L
F.15 Camp Jackson Qtrm. 26-31 L
F.19 at Wofford 34-31 W
E.25 Wofford 18-24 L
E.28 Newberry 49-12 W
M. 1 The Citadel 25-33 L
M. 7 at West End Ath. Club 24-34 L
M. 9 at The Citadel 15-25 L

1919-20 (7-11 OVERALL)

J.10 Columbia YMCA 27-31 L
J.13 Camp Jackson 18-26 L
J.17 Newberry 24-8 W
J.19 Clemson 22-15 W
J.22 The Citadel 22-34 L
J.28 Columbia YMCA 29-22 W
F.17 Presbyterian 31-22 W
E.20 Charlotte YMCA 41-49 L
F.21 at Davidson 25-27 L
E.22 Furman 16-11 W
E.23 at Clemson 15-38 L
E.24 at Wofford 20-33 L

E.25 at Spartanburg YMCA 22-39 L
E.26 Davidson 18-28 L
E.27 at The Citadel 22-34 L
E.28 West End Athletic Club 25-24 W
M.2 at Newberry 21-30 L
M.3 at Furman 18-14 W

COACH SOL METZGER

7-11 (1 YEAR)

1920-21 (7-11 OVERALL)

J.13 at Trinity (Duke) 12-40 L
J.14 at North Carolina 15-34 L
J.15 at N.C. State 24-25 L
J.18 at Washington & Lee 11-33 L
F. 2 Richland American Legion 30-19 W
F. 5 Col. of Charleston 20-13 W
F. 8 The Citadel 22-13 W
F.11 at Furman 26-16 W
F.12 at Wofford 21-25 L
F.14 at Clemson 16-44 L
F.15 at Presbyterian 16-17 L
F.17 Clemson 10-24 L
F.19 Wofford 11-18 L
E.24 Presbyterian 21-15 W
M. 7 Furman 21-15 W
M. 9 North Carolina 15-38 L
M.11 at College of Charleston 31-11 W
M.12 at The Citadel 15-27 L

COACH LANA A. SIMS

7-12 (1 YEAR)

1921-22 (7-12 OVERALL)

J.12 at North Carolina 28-44 L
J.13 at Trinity (Duke) 25-41 L
J.14 at N.C. State 14-19 L
J.16 at Richmond 25-27 L
J.19 at Lynchburg Elks 7-50 L
F. 1 Newberry 27-33 L
F. 4 Georgia 27-36 L
F. 6 Furman 30-23 W
F. 9 Presbyterian 35-9 W
F.11 Wofford 22-20 W
F.13 The Citadel 18-17 W
F.15 at Newberry 27-34 L
F.16 at Wofford 37-17 W
F.17 at Furman 24-27 L
F.18 at Presbyterian 32-13 W
E.24 Wofford@ 34-18 W
E.25 Georgia Tech@ 23-34 L
M.3 at West End Ath. Club 29-35 L
M.4 at The Citadel 16-29 L
@ — SIAA Tournament (Atlanta, Ga.)

COACH JACK CRAWFORD

17-22 (2 YEARS)

1922-23 (6-13 OVERALL; 0-3 SOCON)

J.12 at College of Charleston 32-10 W
J.13 at The Citadel 22-16 W
J.18 at Wofford 21-24 L
J.19 at Furman 13-26 L
J.20 at Clemson* 19-27 L
J.24 at Newberry 9-41 L
F. 5 The Citadel 34-10 W
F. 6 Wofford 29-11 W
F. 8 at Guilford 20-35 L
F. 9 at Lynchburg 28-40 L
F.10 at Georgetown 14-31 L
F.11 at Catholic 14-41 L
F.13 at Washington & Lee* 19-26 L
F.14 at V.M.I.* 9-23 L
F.16 Furman 24-34 L
F.19 Newberry 21-37 L

E.21 Pacific Mills 28-19 W
E.24 Columbia Mills 28-14 W
E.28 Alabama# 24-49 L

* — Southern Conference game (1922-23 season through 1952-53 season)

— SIAA Tournament (Atlanta, Ga.)

1923-24 (11-9 OVERALL; 2-2 SOCON)

J. 9 Georgia* 29-38 L
J.11 at College of Charleston 29-24 W
J.12 at The Citadel 26-24 W
J.17 at Clemson* 30-16 W
J.18 at Furman 32-38 L
J.19 at Wofford 24-27 L
J.31 Wofford 29-23 W
F. 4 at The Citadel 26-18 W
F. 5 Pacific Mills 22-15 W
F. 7 Trinity (Duke) 36-19 W
F. 8 Southern College 39-27 W
F.11 at Newberry 19-34 L
F.13 at Davidson 29-35 L
F.14 at North Carolina* 19-53 L
F.15 at Trinity (Duke) 24-42 L
F.16 at N.C. State* (OT) 27-25 W
F.18 Presbyterian 32-16 W
E.20 Newberry 25-36 L
E.22 Furman 36-32 W
E.29 Tulane@ 23-60 L

@ — Southern Conference Tournament (Atlanta, Ga.)

COACH BRANCH BOBCOCK

33-16 (3 YEARS)

1924-25 (10-7 OVERALL; 4-2 SOCON)

J.17 Georgia* 35-27 W
J.21 Newberry 27-22 W
J.23 at College of Charleston 40-20 W
J.24 at The Citadel 29-34 L
J.29 Clemson* 35-18 W
F. 6 Furman 25-30 L
F.10 The Citadel 32-29 W
F.12 at North Carolina* 28-27 W
F.13 at N.C. State* 24-23 W
F.14 at Navy 22-43 L
F.16 at Catholic 28-23 W
F.17 at Maryland* 22-38 L
F.18 at Virginia* 14-36 L
E.21 College of Charleston 41-22 W
E.23 at Newberry 23-39 L
E.24 Wofford 46-20 W
E.26 Virginia 25-31 L
@ — Southern Conference Tournament (Atlanta, Ga.)

1925-26 (9-5 OVERALL; 4-2 SOCON)

J.11 Duke 32-36 L
J.15 at College of Charleston 40-27 W
J.16 at The Citadel 24-42 L
J.22 at Georgia* 32-57 L
J.23 at Georgia Tech* 26-20 W
J.26 Presbyterian 49-19 W
F. 9 Clemson* 35-38 L
F.11 The Citadel 28-20 W
F.12 Florida* 30-22 W
F.13 Georgia Tech* 36-19 W
F.18 College of Charleston 37-20 W
F.19 at Furman 26-43 L
E.20 at Clemson 36-20 W
E.24 Furman 27-24 W



1926-27 (14-4 OVERALL; 9-1 SOCON)

Table with 3 columns: Year, Opponent, Result. Includes entries like J.7 Clemson* 33-26 W, J.8 Clemson* 37-11 W, etc.

COACH BURNET STONEY 8-12 (1 YEAR)

Table with 3 columns: Year, Opponent, Result. Includes entries like J.7 Parris Island 54-38 W, J.10 Presbyterian 38-22 W, etc.

COACH A.W. NORMAN 57-57 (6 YEARS)

Table with 3 columns: Year, Opponent, Result. Includes entries like D.28 at Tennessee* 20-29 L, D.29 at Tennessee* 14-23 L, etc.

1929-30 (6-10 OVERALL; 0-6 SOCON)

Table with 3 columns: Year, Opponent, Result. Includes entries like J.6 College of Charleston 31-26 W, J.7 Presbyterian 44-19 W, etc.

1930-31 (1-17 OVERALL; 1-12 SOCON)

Table with 3 columns: Year, Opponent, Result. Includes entries like J.3 at Georgia* 16-31 L, J.5 at Alabama* 11-45 L, etc.

1931-32 (9-7 OVERALL; 2-2 SOCON)

Table with 3 columns: Year, Opponent, Result. Includes entries like J.7 Clemson* 22-24 L, J.8 Clemson* 31-23 W, etc.

COACH BILLY LAVAL 17-2 (1 YEAR)

Table with 3 columns: Year, Opponent, Result. Includes entries like J.5 at Tennessee 33-29 W, J.6 at Sewanee 55-24 W, etc.

Table with 3 columns: Year, Opponent, Result. Includes entries like E.17 Erskine 49-29 W, E.18 Duke* 46-23 W, etc.

COACH NORMAN 1933-34 (18-1 OVERALL; 6-0 SOCON)

Table with 3 columns: Year, Opponent, Result. Includes entries like J.4 Presbyterian 84-9 W, J.9 Wofford 44-33 W, etc.

1934-35 (15-9 OVERALL; 5-7 SOCON)

Table with 3 columns: Year, Opponent, Result. Includes entries like D.17 Duke* 24-23 W, D.20 College of Charleston 43-23 W, etc.

COACH TED PETOSKEY 37-67 (5 YEARS)

Table with 3 columns: Year, Opponent, Result. Includes entries like J.7 Col. of Charleston 35-31 W, J.11 Erskine OT 28-27 W, etc.

1936-37 (13-7 OVERALL; 8-4 SOCON)

Table with 3 columns: Year, Opponent, Result. Includes entries like D.14 at Erskine 24-28 L, D.15 Presbyterian 31-21 W, etc.

1937-38 (3-21 OVERALL; 1-13 SOCON)

Table with 3 columns: Year, Opponent, Result. Includes entries like D.11 College of Charleston 41-18 W, D.14 Roanoke 27-31 L, etc.



1938-39 (5-18 OVERALL; 3-8 SOCON)

Table with 3 columns: Year, Team, Score. Rows include Georgia, Wake Forest, Newberry, Tennessee, Davidson, Erskine, The Citadel, Presbyterian, Furman, Georgia Tech, Newberry, Wake Forest, Presbyterian, Furman, Georgia, Georgia Tech, Newberry, Wake Forest, Presbyterian, Furman, Clemson, Furman, The Citadel, Erskine, Wofford, Clemson, Georgia Tech, Davidson, Wofford.

1939-40 (5-13 OVERALL; 3-10 SOCON)

Table with 3 columns: Year, Team, Score. Rows include Furman, Georgia, Georgia Tech, Wake Forest, N.C. State, The Citadel, Georgia, Presbyterian, Presbyterian, Maryland, The Citadel, Clemson, Furman, Clemson, Davidson, Davidson, N.C. State, Wake Forest.

COACH FRANK JOHNSON 174-175 (14 1/2 YEARS)

1940-41 (15-9 OVERALL; 8-3 SOCON)

Table with 3 columns: Year, Team, Score. Rows include Erskine, Erskine, Georgia Tech, Georgia Tech, Georgia, Georgia Tech, Furman, George Washington, Davidson, Presbyterian, The Citadel, Furman, The Citadel, Georgia, Clemson, Presbyterian, Clemson, Wake Forest, Davidson, Wake Forest, N.C. State, Richmond, V.M.I., Duke, Augusta, Ga.

@ — Southern Conference Tournament (Raleigh, N.C.)

1941-42 (12-9 OVERALL; 8-4 SOCON)

Table with 3 columns: Year, Team, Score. Rows include Xavier, Michigan St., Kentucky, Georgia, Wofford, Furman, Georgia Tech, Davidson, North Carolina, Furman, The Citadel, Clemson, Presbyterian, Wake Forest, Clemson, Newberry, The Citadel, Davidson, Wake Forest, N.C. State, N.C. State, Southern Conference Tournament (Raleigh, N.C.).

COACH REX ENRIGHT 11-6 (1 YEAR)

1942-43 (13-6 OVERALL; 6-3 SOCON)

Table with 3 columns: Year, Team, Score. Rows include Erskine, Presbyterian, Georgia Tech, Wake Forest, Georgia, Davidson, The Citadel, Davidson, Clemson, Col. of Charleston, Columbia Air Base, Clemson, Presbyterian, Newberry, Wake Forest+, North Carolina, Col. of Charleston, The Citadel, The Citadel, Raleigh, N.C., Southern Conference Tournament (Raleigh, N.C.).

COACH LT. HENRY FINDLEY 13-2 (1 YEAR)

1943-44 (13-2 OVERALL)

Table with 3 columns: Year, Team, Score. Rows include Camp Butler, Fort Jackson, College of Charleston, Charleston Coast Guard, Columbia Air Base, Columbia Air Base, Newberry, Daniel Field, Georgia, Georgia, Duke, Newberry.

Table with 3 columns: Year, Team, Score. Rows include Fort Jackson, at Clemson, Clemson.

COACH JOHNNIE MCMILLAN

19-3 (1 YEAR)

1944-45 (19-3 OVERALL; 9-0 SOCON)

Table with 3 columns: Year, Team, Score. Rows include North Carolina, 812th Tankers, 300th Infantry, Davidson, North Carolina, Fort Jackson, Newberry, Georgia, Clemson, Wofford, Newberry, The Citadel, 300th Infantry, Furman, Columbia Air Base, Furman, Clemson, Fort Jackson, Wofford, The Citadel, Clemson, North Carolina, Southern Conference Tournament (Raleigh, N.C.).

COACH DICK ANDERSON

4-8 (1/2 YEAR)

1945-46 (9-11 OVERALL; 4-7 SOCON)

COACH ANDERSON (4-8)

Table with 3 columns: Year, Team, Score. Rows include North Carolina, Duke, at Clemson, Newberry, Cherry Point, Fort Jackson, at Newberry, Georgia, North Carolina, The Citadel, Duke, Furman.

COACH JOHNSON (5-3)

Table with 3 columns: Year, Team, Score. Rows include Georgia Tech, Fort Benning, Furman, Clemson, Georgia, at The Citadel, Georgia Tech, Wake Forest.

COACH JOHNSON

1946-47 (16-9 OVERALL; 7-5 SOCON)

Table with 3 columns: Year, Team, Score. Rows include Georgia Tech, Bradley, Western Michigan, Wake Forest, Georgia, Erskine, The Citadel.

Table with 3 columns: Year, Team, Score. Rows include Furman, Clemson, at North Carolina, Davidson+, Furman, Davidson, Presbyterian, Newberry, at Clemson, Erskine, at The Citadel, Georgia, North Carolina, at Newberry, at Wake Forest, Col. of Charleston, at Duke, North Carolina, Charlotte, N.C., Southern Conference Tournament (Durham, N.C.).

1947-48 (12-11 OVERALL; 8-7 SOCON)

Table with 3 columns: Year, Team, Score. Rows include Newberry, George Washington, Haines Hosiery, Bowling Green, Florence All-Stars, Wake Forest, at North Carolina, The Citadel, Davidson, Georgia, Maryland, at George Washington, at Clemson, Furman, Clemson, Davidson, at Furman, Newberry, Wake Forest, Maryland, Georgia, The Citadel, Duke, Southern Conference Tournament (Durham, N.C.).

1948-49 (10-12; 7-6 SOCON)

Table with 3 columns: Year, Team, Score. Rows include Newberry, Miami (Fla.), Miami (Fla.), Bowling Green, Lawrence Tech, Davidson+, The Citadel, Wake Forest, Georgia, at Clemson, Furman, Clemson, at George Washington, Maryland, at Furman, at Newberry, Maryland, North Carolina, Davidson, at The Citadel, Georgia, George Washington, at Charlotte, N.C., Southern Conference Tournament (Durham, N.C.).



1949-50 (13-9 OVERALL; 12-5 SOCON)

Table with 3 columns: Year, Opponent, Score. Includes games like D.14 at Miami (Fla.) 54-64 L, J.3 at Furman* 52-41 W, M.2 at Duke@ 41-53 L.

1950-51 (13-12 OVERALL; 12-7 SOCON)

Table with 3 columns: Year, Opponent, Score. Includes games like D.8 Newberry 57-33 W, J.1 at Long Island 58-84 L, M.3 at N.C. State@ 53-83 L.

1951-52 (14-10 OVERALL; 8-8 SOCON)

Table with 3 columns: Year, Opponent, Score. Includes games like D.6 The Citadel* 76-56 W, D.8 Newberry 84-40 W, J.11 Furman* 64-73 L.

Table with 3 columns: Year, Opponent, Score. Includes games like F.7 Furman* 56-59 L, F.12 at North Carolina* 75-68 W, @ — Carolinas Invitational (Charlotte, N.C.)

1952-53 (11-13 OVERALL; 7-12 SOCON)

Table with 3 columns: Year, Opponent, Score. Includes games like D.6 Newberry 79-57 W, D.11 at Georgia 50-57 L, J.2 Virginia Tech*+ 69-66 W.

1953-54 (10-16 OVERALL; 2-7 ACC)

Table with 3 columns: Year, Opponent, Score. Includes games like D.2 Maryland* 49-53 L, D.4 at Georgia 61-59 W, D.31 Denver@ 63-77 L.

1954-55 (10-17 OVERALL; 2-12 ACC)

Table with 3 columns: Year, Opponent, Score. Includes games like D.3 Georgia 74-54 W, D.10 at North Carolina* 69-88 L, J.27 at Virginia* 69-89 L.

1955-56 (9-14 OVERALL; 3-11 ACC)

Table with 3 columns: Year, Opponent, Score. Includes games like D.1 The Citadel 80-50 W, D.3 Wofford 80-64 W, D.9 at Duke* 67-82 L.

1956-57 (17-12 OVERALL; 5-9 ACC)

Table with 3 columns: Year, Opponent, Score. Includes games like D.1 Wofford 99-55 W, D.5 Duke* 76-104 L, D.8 Georgia 97-74 W.

Table with 3 columns: Year, Opponent, Score. Includes games like J.26 at Wofford 90-71 W, J.28 The Citadel 90-77 W, F.2 at Furman 103-98 W.

1957-58 (5-19 OVERALL; 3-11 ACC)

Table with 3 columns: Year, Opponent, Score. Includes games like D.2 Georgia+ 95-87 W, D.7 Georgia Tech 70-64 W, D.11 N.C. State* 73-86 L.

COACH WALT HAMBRICK 4-20 (1 YEAR)

1958-59 (4-20 OVERALL; 2-12 ACC)

Table with 3 columns: Year, Opponent, Score. Includes games like D.3 Wofford 71-54 W, D.13 Georgia 72-76 L, D.15 at Duke* 61-68 L.



E21	Clemson*	(OT)56-58	L
E24	Wake Forest*	53-60	L
F27	at Maryland*	45-75	L
E28	at Virginia*	70-80	L
M. 5	at N.C. State%	(OT)72-75	L
@ —	Caroulet Tournament (Charlotte, N.C.)		
+ —	at Charlotte, N.C.		
# —	at Augusta, Ga.		
% —	ACC Tournament (Raleigh, N.C.)		

**COACH BOB STEVENS
35-45 (3 YEARS)**

**1959-60 (10-16
OVERALL; 6-8 ACC)**

D. 3	Erskine	67-50	W
D. 5	at North Carolina*	56-93	L
D. 8	N.C. State*	71-70	W
D.10	Georgia Tech	64-70	L
D.12	Duke*	70-72	L
D.17	at Tennessee	80-94	L
D.19	at Vanderbilt	73-85	L
D.20	at Richmond@	86-75	W
D.30	Lafayette@	86-85	W
J. 2	at Miami (Fla.)	106-107	L
J. 4	at Florida State	75-93	L
J. 8	at Maryland*	52-85	L
J. 9	at Virginia*	74-70	W
J.13	Wake Forest*	53-74	L
J.16	at Clemson*	69-74	L
J.27	Furman	91-81	W
F. 1	at Duke*	65-79	L
F. 3	Georgia	65-66	L
F. 5	Virginia*	78-77	W
F.11	at Furman	85-96	L
F.13	at Wake Forest*	94-104	L
F.19	N.C. State*+	68-66	W
F.20	North Carolina*+	85-81	W
F.24	Clemson*	66-65	W
F.27	Maryland*	66-73	L
M. 3	Duke%	69-82	L
@ —	Richmond Invitational (Richmond, Va.)		
+ —	at Charlotte, N.C.		
% —	ACC Tournament (Raleigh, N.C.)		

**1960-61 (9-17 OVERALL;
2-12 ACC)**

D. 1	Erskine	92-75	W
D. 5	Furman	63-81	L
D. 8	at Georgia	73-71	W
D.17	Florida State	81-72	W
D.18	at Duke*	79-107	L
D.22	at Virginia Tech	75-106	L
D.28	Louisiana Tech@	72-66	W
D.29	at Centenary@	97-84	W
D.30	Mississippi@	85-79	W
J. 3	at Georgia Tech	65-85	L
J. 7	at Maryland*	58-72	L
J. 9	at Virginia*	91-94	L
J.14	Clemson*	63-71	L
J.28	at N.C. State*	79-106	L
J.31	Duke*	94-107	L
F. 2	Wake Forest*	73-93	L
F. 4	Virginia*	82-90	L
F. 8	North Carolina*	89-82	W
F.11	Maryland*	64-61	W
F.14	at Furman	78-93	L
F.17	North Carolina*+	68-92	L
F.18	N.C. State*+	84-97	L
F.21	at Clemson*	72-93	L
F.25	at Wake Forest*	83-109	L
M. 2	at N.C. State%	80-78	W
M. 3	Duke%	75-92	L
@ —	Gulf South Classic (Shreveport, La.)		
+ —	at Charlotte, N.C.		
% —	ACC Tournament (Raleigh, N.C.)		

**1961-62 (15-12
OVERALL; 7-7 ACC)**

D. 2	at Lenoir-Rhyne	82-72	W
D. 4	Tennessee	79-66	W
D. 8	Virginia*	71-63	W
D.13	Duke*	69-76	L
D.16	at DePaul	60-70	L
D.18	at Michigan State	91-99	L
D.20	at Michigan	70-68	W
D.27	Memphis State@	79-78	W
D.28	Hamline@	80-77	W
D.29	at Centenary@	79-86	L
J. 3	Georgia	97-72	W
J. 6	at Maryland*	86-77	W
J. 8	at Virginia*	95-98	L
J.10	Furman	93-84	W
J.13	N.C. State*	62-56	W
J.15	at North Carolina*	71-83	L
J.30	at Duke*	73-89	L
F. 2	Wake Forest*	74-78	L
F. 6	Clemson*	86-74	W
F. 9	Maryland*	85-68	W
F.13	at Furman	59-67	L
F.16	N.C. State*+	75-76	L
F.17	North Carolina*+	97-82	W
F.20	at Clemson*	87-81	W
F.24	at Wake Forest*	85-97	L
M. 1	North Carolina%	57-55	W
M. 2	Wake Forest%	75-88	L
@ —	Gulf South Classic (Shreveport, La.)		
+ —	at Charlotte, N.C.		
% —	ACC Tournament (Raleigh, N.C.)		

**COACH CHUCK NOE
16-21 (1 1/2 YEARS)**

**1962-63 (9-15
OVERALL; 4-10 ACC)**

D. 1	Erskine	68-61	W
D. 4	at Duke*	63-95	L
D. 6	at Georgia	72-85	L
D. 8	North Carolina*	65-75	L
D.15	Baldwin Wallace	62-54	W
D.20	at Bradley	65-76	L
D.22	at St. Louis	56-69	L
D.27	Canisius@	72-85	L
D.29	Rhode Island@	79-68	W
J. 5	at Maryland*	63-68	L
J. 7	at Virginia*	68-64	W
J.12	at N.C. State*	63-71	L
J.14	Furman	80-77	W
J.29	Duke*	70-88	L
F. 1	Wake Forest*	45-54	L
F. 5	at Clemson*	61-80	L
F. 9	Virginia*	66-59	W
F.11	Maryland*	44-51	L
F.13	at Furman	64-56	W
F.15	North Carolina*+	74-78	L
F.16	N.C. State*+	(2OT)70-68W	
F.19	Clemson*	51-45	W
F.23	at Wake Forest*	74-81	L
F.28	North Carolina%	76-93	L
@ —	Queen City Classic (Buffalo, N.Y.)		
+ —	at Charlotte, N.C.		
% —	ACC Tournament (Raleigh, N.C.)		

**COACH DWANE
MORRISON
4-8 (1/2 YEAR)**

**1963-64 (10-14
OVERALL; 7-7 ACC)
COACH NOE (6-6)**

D. 2	at North Carolina*	87-92	L
D. 7	Georgia	77-60	W
D.10	Furman	45-32	W
D.16	Duke*	70-77	L
D.21	at Ky. Wesleyan	74-82	L
D.23	at Louisville	57-66	L
D.27	Western Kentucky@	75-60	W
D.28	at Vanderbilt@	78-106	L
J. 4	at Virginia*	70-62	W
J. 6	at Maryland*	(OT) 73-69	W
J. 8	at Georgia Tech	73-87	L
J.11	N.C. State*	51-44	W

COACH MORRISON (4-8)

J.25	Clemson*	67-56	W
J.27	at Georgia	90-112	L
J.30	at Duke*	67-80	L
F. 4	at Wake Forest*	79-92	L
F.14	N.C. State*+	(OT) 61-52	W
F.15	North Carolina*+	81-84	L
F.20	at Furman	60-79	L
F.22	Wake Forest*	59-76	L
F.25	at Clemson*	50-63	L
F.28	Virginia*	96-82	W
F.29	Maryland*	74-64	W
M. 5	North Carolina%	63-80	L
@ —	Vanderbilt Invitational Tournament (Nashville, Tenn.)		
+ —	at Charlotte, N.C.		
% —	ACC Tournament (Raleigh, N.C.)		

**COACH FRANK
MCGUIRE**

**283-142 (16 YEARS)
1964-65 (6-17
OVERALL; 2-12 ACC)**

D. 1	Erskine	76-59	W
D. 5	North Carolina*	71-82	L
D. 8	at Wake Forest*	54-73	L
D.10	Florida Southern	94-71	W
D.12	at Duke*	72-111	L
D.17	Furman	(OT) 71-79	L
J. 4	at N.C. State*	49-68	L
J. 8	Virginia*	64-60	W
J. 9	Maryland*	70-75	L
J.26	at Furman	66-81	L
J.28	Richmond	73-60	W
J.30	at Clemson*	87-94	L
F. 3	Wake Forest*	77-70	W
F. 4	at Richmond	58-76	L
F.10	at Erskine	(OT) 59-57	W
F.13	Clemson*	67-72	L
F.17	Duke*	59-87	L
F.19	North Carolina*+	63-76	L
F.20	N.C. State*+	58-71	L
F.22	Georgia Southern	63-74	L
F.26	at Virginia*	59-70	L
F.27	at Maryland*	59-73	L
M. 4	Duke@	60-62	L
+ —	at Charlotte, N.C.		
@ —	ACC Tournament (Raleigh, N.C.)		

**1965-66 (11-13
OVERALL; 4-10 ACC)**

D. 1	Erskine	66-52	W
D. 4	at Furman	97-79	W
D. 6	Duke*	73-71	W
D.11	at Pennsylvania	42-39	W
D.16	at New York University	66-83	L
D.18	at Assumption	75-69	W
J. 3	Clemson*	57-48	W
J. 5	N.C. State*	54-55	L
J. 8	at Florida Southern	67-57	L
J.12	Furman	66-73	L
J.15	at Clemson*	82-86	L
J.29	Virginia	82-64	W
J.31	Maryland*	63-78	L
F. 5	at Wake Forest*	62-93	L
F. 7	at North Carolina*	70-104	L
F. 9	at Erskine	63-56	W
F.12	Wake Forest*	63-65	L
F.14	at Duke*	38-41	L
F.18	N.C. State*+	63-68	L
F.19	North Carolina*+	71-83	L
F.25	at Maryland*	42-56	L
F.26	at Virginia*	(OT) 59-57	W
M. 3	Clemson@	60-52	W
M. 4	at N.C. State@	62-75	L
+ —	at Charlotte, N.C.		
@ —	ACC Tournament (Raleigh, N.C.)		

**1966-67 (16-7
OVERALL; 8-4 ACC)**

D. 1	Erskine	87-57	W
D.10	at Maryland*	65-63	W
D.13	Furman	76-57	W
D.16	at Marquette@	63-61	W
D.17	Wisconsin@	84-88	L
D.19	Elon+	102-78	W
D.29	Air Force%	69-51	W
D.30	at N.C. State%	73-76	L
J. 7	Clemson*	68-80	L
J.11	at Virginia*	81-67	W
J.28	at Furman	91-61	W
J.30	Maryland*	80-60	W
F. 4	at Wake Forest*	77-60	W
F. 7	at Clemson*	57-73	L
F.13	Wake Forest*	83-66	W
F.17	North Carolina*+	55-80	L
F.18	N.C. State*+	(OT) 65-62	W
F.21	at Erskine	85-47	W
F.25	Virginia*	(OT) 68-71	L
M. 1	North Carolina*	70-57	W
M. 4	at N.C. State*	59-54	W
M. 9	Maryland\$	57-54	W
M.10	Duke\$	66-69	L
@ —	Milwaukee Classic (Milwaukee, Wis.)		
+ —	at Charlotte, N.C.		
% —	Triangle Tournament (Raleigh, N.C.)		
@ —	ACC Tournament (Greensboro, N.C.)		
[NOTE: Two regular season games with Duke were cancelled]			

**1967-68 (15-7
OVERALL; 9-5 ACC)**

D. 2	Erskine	104-54	W
D. 9	at Maryland*	65-66	L
D.11	at Virginia*	82-84	L
D.20	Furman	108-55	W
D.22	Cincinnati@	64-61	W
D.23	at Kentucky@	66-76	L
J. 3	Maryland*	68-59	W
J. 6	at Clemson*	93-71	W
J.10	Wake Forest*	88-73	W
J.13	Virginia*	94-68	W
J.30	Duke*	83-80	W
F. 3	at Wake Forest*	80-76	W
F. 7	Clemson*	89-74	W
F.13	at Erskine	72-67	W
F.16	N.C. State*+	59-72	L



F.17 North Carolina*+ 80-84 L
 E.20 at Furman 66-64 W
 F.24 at Duke* 56-50 W
 E.28 at North Carolina* 87-86 W
 M.2 N.C. State* 54-55 L
 M.7 Virginia% 101-78 W
 M.8 North Carolina% 79-82 L
 @ — Kentucky Invitational Tournament (Lexington, Ky.)
 + — at Charlotte, N.C.
 % — ACC Tournament (Charlotte, N.C.)

1968-69 (21-7 OVERALL; 11-3 ACC)

N.30 Auburn# 51-49 W
 D. 4 at Wake Forest* 68-63 W
 D. 7 Maryland* 79-67 W
 D.14 at Virginia* 70-86 L
 D.18 East Carolina 75-62 W
 D.20 Davidson+ 55-62 L
 D.27 Rhode Island@ 86-68 W
 D.28 St. Joseph's (Pa.)@ 64-58 W
 D.30 LaSalle@ 62-59 W
 J. 4 Clemson* 77-62 W
 J. 8 at Maryland* 69-67 W
 J.14 Erskine 78-61 W
 J.28 at Florida State 76-87 L
 F. 1 Duke* 64-57 W
 F. 3 Wake Forest* 73-62 W
 F. 5 Furman 90-72 W
 F. 8 at Duke* 82-72 W
 F.10 at Clemson* 106-79 W
 F.14 North Carolina*+ 68-66 W
 F.15 N.C. State*+ 45-35 W
 F.19 at Furman 63-53 W
 F.22 Virginia* 86-70 W
 E.26 North Carolina* 62-68 L
 M. 1 at N.C. State* 64-67 L
 M. 6 Maryland% 92-71 W
 M. 7 Duke% 59-68 L
 M.15 Southern Illinois\$ 72-63 W
 M.18 Army\$ 45-59 L
 + — at Charlotte, N.C.
 @ — Quaker City Classic (Philadelphia, Pa.)
 % — ACC Tournament (Charlotte, N.C.)
 \$ — NIT (New York City, N.Y.)
 # — First game at Carolina Coliseum

1969-70 (25-3 OVERALL; 14-0 ACC)

D. 1 at Auburn 84-63 W
 D. 6 Tennessee 54-55 L
 D. 8 Erskine 95-44 W
 D.10 at East Carolina 68-49 W
 D.13 at Virginia* 62-51 W
 D.15 at Maryland* 101-68 W
 D.18 Long Island+ 89-52 W
 D.29 New Mexico@ 85-62 W
 D.30 Notre Dame@ (OT) 84-83 W
 J. 5 North Carolina* 65-62 W
 J.10 Maryland* 55-44 W
 J.12 Virginia* 63-42 W
 J.14 at Furman 59-56 W
 J.26 at Clemson* 97-76 W
 J.28 Virginia Tech 86-54 W
 J.31 at Duke* 67-55 W
 F. 4 at Temple 79-71 W
 F. 7 Clemson* 99-52 W
 F. 9 Wake Forest* 81-54 W
 F.11 Davidson 62-68 L
 F.14 Duke* 82-65 W
 F.18 at N.C. State* 71-69 W
 E.21 at North Carolina* 79-62 W
 E.23 at Wake Forest* 67-51 W
 E.28 N.C. State* 85-69 W
 M. 5 Clemson% 34-33 W
 M. 6 Wake Forest% 79-63 W

M. 7 N.C. State% (2OT) 39-42 L
 + — at New York City, N.Y.
 @ — Sugar Bowl Classic (New Orleans, La.)
 % — ACC Tournament (Charlotte, N.C.)

1970-71 (23-6 OVERALL; 10-4 ACC)

D. 3 Auburn 86-69 W
 D. 5 at Notre Dame 85-82 W
 D.12 Duke* 98-78 W
 D.16 Maryland* 96-70 W
 D.19 at Virginia Tech 78-76 W
 D.26 Cornell@ 83-60 W
 D.28 Providence@ 102-86 W
 D.30 Western Kentucky@ 86-84 W
 J. 2 Clemson* 81-53 W
 J. 4 at North Carolina* 64-79 L
 J. 6 Temple 84-71 W
 J. 9 at Maryland* (OT) 30-31 L
 J.11 at Virginia* 49-50 L
 J.30 Virginia* 92-70 W
 F. 1 at Duke* 71-82 L
 F. 4 Furman 118-83 W
 F. 6 at Clemson* 47-44 W
 F.10 Davidson+ 70-62 W
 F.17 N.C. State* 79-63 W
 F.20 North Carolina* 72-66 W
 F.22 Houston 88-71 W
 F.24 Wake Forest* 84-64 W
 E.27 at N.C. State* 82-69 W
 M. 6 at Wake Forest* 88-73 W
 M.11 Maryland% 71-63 W
 M.12 N.C. State% 69-56 W
 M.13 North Carolina% 52-51 W
 M.18 Pennsylvania\$ 64-79 L
 M.20 Fordham\$ 90-100 L
 @ — Holiday Festival Tournament (New York City, N.Y.)
 + — at Charlotte, N.C.
 % — ACC Tournament (Greensboro, N.C.)
 \$ — NCAA East Regional (Raleigh, N.C.)
 * — Atlantic Coast Conference game (1953-54 season through 1970-71 season)

1971-72 (24-5 OVERALL)

D. 1 at Auburn 84-63 W
 D.10 Santa Clara@ 77-66 W
 D.11 California@ 67-59 W
 D.18 Virginia Tech 77-76 W
 D.23 at Pittsburgh 69-59 W
 D.27 Fairfield% 87-69 W
 D.28 Boston College% 86-64 W
 D.30 Villanova% 76-77 L
 J. 9 Marquette 71-72 L
 J.12 Manhattan 116-78 W
 J.17 St. Bonaventure 61-59 W
 J.19 Niagara 80-69 W
 J.22 Iowa+ 85-91 L
 J.27 Fordham\$ 100-77 W
 J.29 Northern Illinois+ 83-72 W
 F. 2 Stetson 98-64 W
 F. 5 at Clemson 62-58 W
 F. 7 DePauw 91-67 W
 F.12 Davidson 86-71 W
 F.16 at Nevada-Las Vegas 84-71 W
 F.19 at Houston 85-95 L
 F.23 Toledo 94-72 W
 F.26 Davidson& 88-82 W
 F.28 Notre Dame 109-83 W
 M. 1 Creighton 81-64 W
 M. 4 Clemson 77-64 W
 M.11 Temple= 53-51 W
 M.16 North Carolina! 69-92 L
 M.18 Villanova! 90-78 W
 @ — Cable Car Classic (Santa Clara, Calif.)

% — Quaker City Classic (Philadelphia, Pa.)
 + — at Chicago, Ill.
 \$ — at New York City, N.Y.
 & — at Charlotte, N.C.
 = — NCAA East Regional First Round (Williamsburg, Va.)
 ! — NCAA East Regional (Morgantown, W.Va.)

1972-73 (22-7 OVERALL)

D. 2 at Tennessee 45-55 L
 D. 4 Nevada-Las Vegas 76-49 W
 D. 9 Michigan State 83-64 W
 D.11 Georgia Southern 92-77 W
 D.15 Providence@ 64-79 L
 D.16 Utah@ 77-73 W
 D.22 Indiana 88-85 W
 D.26 Villanova% 80-64 W
 D.28 Manhattan% 79-69 W
 D.30 St. John's (N.Y.)% 79-86 L
 J. 3 Lafayette 81-48 W
 J. 6 Fairfield 69-58 W
 J. 8 at Virginia Tech 68-81 L
 J.13 Davidson 90-79 W
 J.20 at Marquette 54-71 L
 J.22 DePaul 84-66 W
 J.27 Illinois+ 86-76 W
 J.31 Marshall 88-71 W
 F. 5 at Toledo 77-74 W
 F.10 at St. Bonaventure 75-74 W
 F.12 at Niagara 84-74 W
 F.17 Villanova 77-53 W
 F.19 Stetson 81-52 W
 E.28 Fordham 77-72 W
 M. 3 at Notre Dame 69-73 L
 M. 7 Duquesne 90-79 W
 M.10 Texas Tech 78-70 W
 M.15 Memphis State\$ 76-90 L
 M.17 SW Louisiana\$ 90-85 W
 @ — Utah Classic (Salt Lake City, Utah)
 % — Holiday Festival Tournament (New York City, N.Y.)
 + — at Chicago, Ill.
 & — NCAA Midwest Regional First Round (Wichita, Kan.)
 \$ — NCAA Midwest Regional (Houston, Tex.)

1973-74 (22-5 OVERALL)

D. 1 Toledo 74-54 W
 D. 5 Georgia Southern 91-78 W
 D. 8 at Michigan State 74-63 W
 D.12 DePauw 104-55 W
 D.22 at Indiana 71-84 L
 D.27 Alabama@ 75-77 L
 D.28 Eastern Kentucky@ 73-58 W
 J. 2 Texas Tech 81-65 W
 J. 5 Marquette 60-58 W
 J. 9 Lafayette 84-63 W
 J.12 Manhattan 75-61 W
 J.16 Davidson+ 59-70 L
 J.19 Pennsylvania 67-57 W
 J.24 Fordham% 79-63 W
 J.26 Seton Hall% 75-74 W
 J.30 Niagara 85-60 W
 F. 4 Canisius 76-58 W
 F. 6 at Villanova 63-47 W
 F. 9 Dayton 81-68 W
 F.13 at Georgia Tech 82-73 W
 F.16 Notre Dame 68-72 L
 F.20 Virginia Tech 82-71 W
 E.24 at Duquesne 67-57 W
 E.27 Pittsburgh 67-50 W
 M. 2 Houston 104-86 W
 M. 5 at Creighton 78-69 W
 M. 9 Furman\$ 67-75 L
 @ — Citizen's Fidelity Bank Tournament

(Louisville, Ky.)
 % — at New York City, N.Y.
 \$ — NCAA East Regional First Round (Philadelphia, Pa.)
 + — at Charlotte, N.C.

1974-75 (19-9 OVERALL)

D. 2 Bucknell 88-74 W
 D. 7 at Oklahoma 84-90 L
 D.11 St. Joseph's (Pa.) 89-54 W
 D.20 Princeton@ 65-48 W
 D.21 Louisiana State@ 77-64 W
 D.26 Assumption% 113-81 W
 D.27 St. John's (N.Y.)% (OT) 77-78 L
 D.30 Drake% 71-92 L
 J. 4 Manhattan 82-63 W
 J. 6 Fordham 94-67 W
 J. 8 at Virginia Tech 81-77 W
 J.14 at Marquette 60-69 L
 J.18 Davidson 85-68 W
 J.20 at Niagara 99-79 W
 J.25 Marshall 93-75 W
 J.28 St. Louis 76-60 W
 F. 1 at Houston 84-90 L
 F. 5 Pittsburgh 64-62 W
 F. 8 at Notre Dame (OT) 65-66 L
 F.12 Georgia Southern 98-72 W
 F.15 at Dayton 93-73 W
 F.17 at Toledo 72-78 L
 F.22 Marquette 65-68 L
 F.26 Canisius 80-75 W
 M. 1 Georgia Tech 58-47 W
 M. 3 Villanova 93-70 W
 M.16 Connecticut\$ 71-61 W
 M.20 Princeton\$ 67-86 L
 @ — Carolina Classic (Columbia, S.C.)
 % — ECAC Ocean State Classic (Providence, R.I.)
 \$ — NIT (New York City, N.Y.)

1975-76 (18-9 OVERALL)

D. 1 Hofstra 59-57 W
 D. 3 Toledo 84-64 W
 D. 6 Oklahoma 80-59 W
 D.10 at Michigan 82-91 L
 D.22 Yale@ 100-66 W
 D.23 Oklahoma State@ 70-61 W
 D.26 Villanova% 95-86 W
 D.27 St. John's (N.Y.)% 59-71 L
 D.29 Manhattan% 73-87 L
 J. 3 at Marquette 70-82 L
 J. 6 at Nebraska 68-69 L
 J.14 The Citadel 90-74 W
 J.17 at South Florida 83-85 L
 J.19 at St. Louis 66-62 W
 J.24 Davidson+ 84-70 W
 J.28 Kent State 75-61 W
 J.31 at Furman 90-82 W
 F. 4 at Villanova 99-84 W
 F. 7 Temple 65-58 W
 F.12 Fordham\$ 75-65 W
 F.14 at Pittsburgh 79-72 W
 F.18 Furman 77-83 L
 F.21 Notre Dame 83-90 L
 F.23 at Georgia Tech 63-55 W
 F.25 St. Bonaventure 77-67 W
 F.28 Georgia Southern 110-84 W
 M. 7 Marquette 66-72 L
 @ — Carolina Classic (Columbia, S.C.)
 % — ECAC Holiday Festival Tournament (New York City, N.Y.)
 + — at Charlotte, N.C.
 \$ — at New York City, N.Y.



1976-77 (14-12 OVERALL)

Table listing basketball games from 1976-77 season, including teams like Cal Poly-Pomona, Alabama, Texas Tech, Kentucky, Furman, Harvard, etc.

1977-78 (16-12 OVERALL)

Table listing basketball games from 1977-78 season, including teams like Minnesota, Alabama, Illinois, Baptist, Clemson, etc.

@ — Cable Car Classic (Santa Clara, Cal.)
% — Carolina Classic (Columbia, S.C.)
+ — at Charlotte, N.C.
\$ — Providence, R.I.
& — National Invitation Tournament

1978-79 (15-12 OVERALL)

Table listing basketball games from 1978-79 season, including teams like Hofstra, Biscayne, Fredonia State, Harvard, etc.

Table listing basketball games from 1979-80 season, including teams like Wheeling, East Tennessee State, Notre Dame, Florida Southern, etc.

1979-80 (16-11 OVERALL)

Table listing basketball games from 1979-80 season, including teams like Biscayne, South Carolina State, Clemson, Columbia, etc.

COACH BILL FOSTER 92-79 (6 YEARS)

1980-81 (17-10 OVERALL)

Table listing basketball games from 1980-81 season, including teams like St. Francis (Canada), Western Kentucky, Iona, etc.

Table listing basketball games from 1981-82 season, including teams like Hofstra, Notre Dame, Penn State, Clemson, etc.

1981-82 (14-15 OVERALL)

Table listing basketball games from 1981-82 season, including teams like Marathon Oil, North Carolina-Asheville, Chaminade, etc.

1982-83 (22-9 OVERALL)

Table listing basketball games from 1982-83 season, including teams like Marathon Oil, Armstrong State, Western Carolina, etc.

Table listing basketball games from 1983-84 season, including teams like DePaul, Old Dominion, Virginia Tech, Wake Forest, etc.

1983-84 (12-16 OVERALL; 5-9 METRO)

Table listing basketball games from 1983-84 season, including teams like Canadian Nationals, North Carolina-Asheville, Missouri-St. Louis, etc.

1984-85 (15-13 OVERALL; 6-8 METRO)

Table listing basketball games from 1984-85 season, including teams like Marathon Oil, Augusta College, Towson State, etc.



F.25	Virginia Tech*	67-78	L
F.28	at Louisville*	54-70	L
M. 2	at Florida State*	75-87	L
M. 7	at Louisville@	61-74	L
=	— Exhibition game		
+ —	at Charleston, S.C.		
@	— Metro Conference Tournament (Louisville, Ky.)		

1985-86 (12-16 OVERALL; 2-10 METRO)

N.14	Irish Nationals=	82-71	W
N.22	Wisconsin	65-68	L
N.25	at Nevada-Las Vegas	56-73	L
N.27	Maryland-Eastern Shore	113-77	W
N.29	Middle Tennessee St.%	77-94	L
N.30	Tennessee State%	78-62	W
D. 7	at Clemson	(OT) 66-73	L
D. 9	Georgia State	105-67	W
D.12	Augusta College	81-51	W
D.17	Loyola (Ill.)	71-66	W
D.22	Rhode Island	106-61	W
J. 2	Cincinnati*	63-56	W
J. 4	Davidson+	63-49	W
J. 6	at Memphis State*	81-89	L
J.11	Virginia Tech*	69-71	L
J.18	Central Florida	79-73	W
J.23	Clemson	65-64	W
J.25	at Southern Mississippi*	65-77	L
F. 1	Florida State*	81-73	W
F. 3	at Louisville*	72-74	L
F. 5	at The Citadel	80-70	W
F. 8	at Alabama-Birmingham	54-83	L
F.10	Southern Mississippi*	82-89	L
F.15	at Virginia Tech*	78-92	L
F.17	at Cincinnati*	65-83	L
F.24	Memphis State*	73-86	L
F.26	Louisville*	63-65	L
M. 1	at Florida State*	62-68	L
M. 6	Memphis State@	59-100	L
=	— Exhibition game		
%	— Mid-South Classic (Memphis, Tenn.)		
+ —	at Charlotte, N.C.		
@	— Metro Conference Tournament (Louisville, Ky.)		

COACH GEORGE FELTON

87-62 (5 YEARS)

1986-87 (15-14; 5-7 METRO)

N.14	Marathon Oil=	48-61	L
N.29	Eckerd	85-68	W
D. 1	East Carolina	57-67	L
D. 4	at Wisconsin	45-47	L
D. 6	at Loyola (Ill.)	74-71	W
D.10	The Citadel	75-64	W
D.14	Clemson	65-71	L
D.22	George Washington	79-62	W
D.28	Vanderbilt+	(2OT) 96-91	W
D.29	Villanova+	59-69	L
J. 3	Davidson	63-56	W
J. 7	Southern Mississippi*	66-58	W
J.10	at Virginia Tech*	57-61	L
J.12	at Alabama	63-73	L
J.14	Iona#	75-50	W
J.17	Memphis State*	64-52	W
J.21	at Florida State*	63-60	W
J.26	Cincinnati	69-66	W
J.31	at Southern Mississippi*	57-71	L
F. 2	at Louisville*	62-90	L
F. 4	Armstrong State	76-46	W
F. 7	at Clemson	52-74	L
F.11	Louisville*	55-59	L

F.14	Florida State*	72-80	L
F.16	Virginia Tech*	69-71	L
F.19	at Memphis State*	53-55	L
F.23	Mars Hill	77-69	W
F.28	at Cincinnati*	65-63	W
M. 6	Florida State!	86-85	W
M. 7	Memphis State!	64-74	L
=	— Exhibition game		
+ —	Sugar Bowl Classic (New Orleans, La.)		
# —	The Meadowlands (E. Rutherford, N.J.)		
! —	Metro Conference Tournament (Louisville, Ky.)		

1987-88 (19-10 OVERALL; 6-6 METRO)

N.18	Marathon Oil=	98-76	W
N.28	Wofford	81-62	W
N.30	at George Washington	81-77	W
D. 4	Southern Illinois#	82-77	W
D. 5	at Miami (Fla.)#	76-63	W
D. 9	Alabama	73-67	W
D.19	at Temple	50-63	L
D.28	at Maryland	77-82	L
J. 2	Davidson+	75-55	W
J. 7	Virginia Tech*	80-77	W
J. 9	at Southern Mississippi*	69-84	L
J.13	at East Carolina	78-51	W
J.16	Alabama-Birmingham	66-63	W
J.18	Memphis State*	84-58	W
J.20	Campbell	88-71	W
J.23	at Clemson	65-69	L
J.25	at Florida State	80-72	W
J.30	Southern Mississippi*	97-78	W
F. 3	at Louisville*	53-68	L
F. 6	Clemson	75-63	W
F. 9	at Virginia Tech*	62-79	L
F.13	at Memphis State*	61-67	L
F.18	at Cincinnati*	60-86	L
F.20	Louisville*	(2OT) 88-98	L
F.24	The Citadel	88-66	W
F.27	Florida State*	81-78	W
M. 2	Oral Roberts	91-62	W
M. 5	Cincinnati*	(OT) 78-76	W
M.11	Virginia Tech%	93-81	W
M.12	Louisville%	57-89	L
=	— Exhibition game		
# —	City of Miami Classic (Miami, Fla.)		
+ —	at Charlotte, N.C.		
%	— Metro Conference Tournament (Memphis, Tenn.)		

1988-89 (19-11 OVERALL; 8-4 METRO)

N.17	Team Bracknell=	81-56	W
N.22	Athletes In Action=	87-78	W
N.26	Lander	96-54	W
D. 3	Clemson	90-70	W
D. 5	Maryland	57-51	W
D. 7	East Carolina	75-67	W
D.17	at Tennessee	(OT) 83-81	W
D.20	Ohio State	74-68	W
D.29	LaSalle#	67-85	L
D.30	Princeton#	58-69	L
J. 2	Augusta College	103-68	W
J. 7	Davidson+	65-48	W
J.11	at Louisville*	52-75	L
J.14	Cincinnati*	73-69	W
J.18	Memphis State*	78-66	W
J.21	Youngstown State	92-78	W
J.23	Coastal Carolina	92-65	W
J.26	Florida State*	67-69	L
J.28	at Oral Roberts	86-87	L
F. 4	at Clemson	65-78	L
F. 6	Southern Mississippi*	105-63	W
F. 8	at Florida State*	72-88	L
F.11	at Memphis State*	48-63	L
F.15	Virginia Tech*	81-70	W

F.18	at Southern Mississippi*	68-61	W
F.22	The Citadel	87-88	L
F.25	Louisville*	77-73	W
F.27	at Virginia Tech*	86-79	W
M. 4	at Cincinnati*	69-68	W
M.10	Southern Mississippi%	63-62	W
M.11	Florida State%	63-80	L
M.17	N.C. State\$	66-81	L
=	— Exhibition game		
# —	Cotton States Classic (Atlanta, Ga.)		
+ —	at Charlotte, N.C.		
%	— Metro Conference Tournament (Columbia, S.C.)		
\$	— NCAA East Regional First Round (Providence, R.I.)		

1989-90 (14-14 OVERALL; 6-8 METRO)

N.17	Estonian Nationals=	(2OT) 95-87	W
N.29	Winthrop	76-54	W
D. 1	Maryland#	52-51	W
D. 2	at Richmond#	60-66	L
D. 9	Athletes In Action=	65-68	L
D.18	Tennessee	60-67	L
D.21	at Ohio State	46-59	L
D.28	at Texas-El Paso%	67-64	W
D.29	Kansas State%	(OT) 62-60	W
J. 6	Tulane*	70-63	W
J.11	Louisville*	66-79	W
LJ.13	Cincinnati*	59-53	W
J.16	at St. Peter's	56-57	L
J.20	at Florida State*	56-53	W
J.25	Davidson	70-55	W
J.27	Memphis State*	72-74	L
J.29	Augusta College	75-50	W
F. 1	at Tulane*	66-61	W
F. 3	at Clemson	65-83	L
F. 5	at Southern Mississippi*	65-82	L
F. 8	at Louisville*	77-95	L
F.10	at Cincinnati*	51-75	L
F.14	at The Citadel	69-65	W
F.17	Southern Mississippi*	74-62	W
F.22	Virginia Tech*	93-80	W
F.24	at Memphis State*	71-90	L
M. 1	at Virginia Tech*	64-69	L
M. 3	Florida State*	70-79	L
M. 5	Clemson	54-53	W
M. 8	Memphis State&	56-71	L
=	— Exhibition game		
# —	Central Fidelity Holiday Classic (Richmond, Va.)		
%	— Sun Carnival Classic (El Paso, Tex.)		
&	— Metro Conference Tournament (Biloxi, Miss.)		

1990-91 (20-13 OVERALL; 5-9 METRO)

N. 5	High 5 America=	79-91	L
N. 9	Sparta (Czechoslovakia)=	64-67	L
N.23	Nevada-Reno+	63-61	W
N.24	Virginia+	59-65	L
N.25	at Alaska-Anchorage+	72-59	W
N.30	North Carolina%	76-74	W
D. 1	Houston%	(OT) 74-70	W
D. 8	Temple	87-63	W
D.10	Charleston Southern	69-51	W
D.12	Furman	93-52	W
D.22	St. Joseph's (Pa.)	73-61	W
D.27	Brigham Young@	52-49	W
D.29	Maryland@	69-78	L
J. 2	Mercer	103-67	W
J. 7	at Louisville*	67-64	W
J.10	Southern Mississippi*	58-64	L
J.12	Cincinnati*	85-69	W
J.16	Virginia Tech*	83-67	W
J.19	Florida State*	(OT) 80-81	L

J.23	at Davidson	85-57	W
J.26	at Memphis State*	52-60	L
J.29	at Augusta	76-62	W
J.31	Tulane*	88-80	W
F. 2	Clemson	59-53	W
F. 6	Louisville*	70-67	W
F. 9	at Cincinnati*	58-68	L
F.14	at Tulane*	63-88	L
F.16	at Southern Mississippi*	58-62	L
F.18	Winthrop	60-41	W
F.23	Memphis State*	58-80	L
F.27	at Virginia Tech*	41-50	L
M. 2	at Florida State*	59-70	L
M. 7	Florida State&	55-65	L
M.15	George Washington!	69-63	W
M.19	at Siena!	58-63	L
=	— Exhibition game		
+ —	Great Alaska Shootout (Anchorage, Ak.)		
%	— Tournament of Champions (Charlotte, N.C.)		
@	— ECAC Holiday Festival (New York City, N.Y.)		
&	— Metro Conference Tournament (Roanoke, Va.)		
!	— National Invitation Tournament		
* —	Metro Conference game [1983-84 through 1990-91 seasons]		

COACH STEVE NEWTON

20-35 (2 YEARS)

1991-92 (11-17 OVERALL; 3-13 SEC EAST)

N.12	High 5 America=	63-58	W
N.15	Samarra (Russia)=	89-62	W
N.23	SIU-Edwardsville	89-42	W
N.26	Oklahoma	60-61	L
N.30	at St. Joseph's	81-67	W
D. 2	Furman	69-49	W
D. 5	Winthrop	68-56	W
D.20	George Washington+	69-58	W
D.21	at San Diego State+	(2OT) 71-69	W
D.28	Southern-Baton Rouge	98-69	W
D.30	Davidson	84-56	W
J. 4	Kentucky*	63-80	L
J. 8	at Florida*	52-53	L
J.11	at Vanderbilt*	75-79	L
J.15	Tennessee*	73-59	W
J.18	Georgia*	71-69	W
J.22	at Auburn*	68-85	L
J.26	Mississippi State*	57-60	L
J.28	Alabama*	(OT) 81-83	L
F. 1	at Clemson	52-55	L
F. 5	at Ole Miss*	61-76	L
F.10	at Mercer	59-61	L
F.15	at Arkansas*	73-89	L
F.19	Louisiana State*	56-74	L
F.22	Florida*	48-50	L
F.26	at Kentucky*	56-74	L
F.29	at Tennessee*	64-87	L
M. 4	Vanderbilt*	77-68	W
M. 7	at Georgia*	54-72	L
M.12	Tennessee!	63-70	L
=	— Exhibition game		
+ —	Texaco Star Classic (San Diego, Cal.)		
!	— SEC Tournament (Birmingham, Ala.)		



1992-93 (9-18 OVERALL; 5-11 SEC EAST)

Table with 3 columns: Rank, Team, Score. Includes teams like St. Petersburg AAU, Florida Tech, North Carolina, Princeton, Georgia Southern, etc.

COACH EDDIE FOGLER 123-117 (8 YEARS)

1993-94 (9-19 OVERALL; 4-12 SEC EAST)

Table with 3 columns: Rank, Team, Score. Includes teams like Pezinok, Slovakia, Spirit Express, Old Dominion, Brigham Young, etc.

1994-95 (10-17 OVERALL; 5-11 SEC EAST)

Table with 3 columns: Rank, Team, Score. Includes teams like Belorussia Nationals, Court Authority, UNC-Asheville, etc.

1995-96 (19-12 OVERALL; 8-8 SEC EAST)

Table with 3 columns: Rank, Team, Score. Includes teams like Sluc Nancy (France), Charlotte Royals, UNC-Greensboro, etc.

1996-97 (24-8 OVERALL; 15-1 SEC EAST)

Table with 3 columns: Rank, Team, Score. Includes teams like Charlotte Royals, Puerto Rico Nat'l Team, Virginia, etc.

1997-98 (23-8 OVERALL; 11-5 SEC EAST)

Table with 3 columns: Rank, Team, Score. Includes teams like Marathon Oil, Maryland, Chemosvit (Slovakia), etc.

Table with 3 columns: Rank, Team, Score. Includes teams like Ole Miss, Kentucky, Richmond, etc.

1998-99 (8-21 OVERALL; 3-13 SEC EAST)

Table with 3 columns: Rank, Team, Score. Includes teams like Marathon Oil, Valparaiso, Indiana, etc.

1999-2000 (15-17 OVERALL; 5-11 SEC EAST)

Table with 3 columns: Rank, Team, Score. Includes teams like Court Authority, Alytus (Lithuania), Wofford, etc.



F. 5	at Kentucky*	63-76	L
F. 9	at Ole Miss*	75-83	L
F.16	Mississippi State*	68-67	W
F.19	Alabama*	82-61	W
F.23	Louisiana State*	59-64	L
F.26	Georgia*	82-66	W
M. 1	at Florida*	67-87	L
M. 4	at Vanderbilt*	77-72	W
M. 9	Alabama@	69-59	W
M.10	Tennessee@	75-68	W
M.11	Auburn@	OT72-77	
L			
= —	Exhibition game		
+ —	Puerto Rico Shootout (Bayamone, P.R.)		
# —	The Palestra		
@ —	SEC Tournament (Atlanta, Ga.)		

2000-01 (15-15 OVERALL; 6-10 SEC EAST)

N. 4	BC Flowtex (Slovenia)=	92-63	W
N.11	California All-Stars=	96-67	W
N.17	Tennessee Tech	67-73	L
N.21	Wofford	74-48	W
N.25	South Carolina State	72-58	W
N.29	Mercer	71-57	W
D. 2	at Charlotte	77-98	L
D. 5	at The Citadel	74-71	W
D. 9	Clemson	76-64	W
D.19	UNC Asheville	80-55	W
D.21	Wyoming	78-67	W
D.28	Virginia Military Institute	82-68	W
D.30	at Providence	55-60	L
J. 7	Florida*	69-68	W
J.10	at Kentucky*	63-69	L
J.13	at Tennessee*	71-79	L
J.17	Vanderbilt*	57-49	W
J.20	Auburn*	57-60	L
J.27	at Florida*	57-69	L
J.31	at Louisiana State*	68-56	W
F. 3	Kentucky*	61-94	L
F. 7	Georgia*	77-75	W
F.10	at Vanderbilt*	70-65	W
F.14	at Alabama*	55-60	L
F.17	Ole Miss*	61-67	L
F.20	Arkansas*	67-69	L
F.24	at Georgia*	64-56	W
F.27	Tennessee*	(OT)67-68	L
M. 3	at Mississippi State	73-77	L
M. 8	Mississippi State@	69-62	W
M. 9	Kentucky@	65-78	L
M.14	at Connecticut+	65-72	L
= —	Exhibition game		
@ —	SEC Tournament (Atlanta, Ga.)		
+ —	National Invitation Tournament		

**COACH DAVE ODOM
128-104 (7 YEARS)**

2001-02 (22-15 OVERALL; 6-10 SEC EAST)

N. 3	Team Nike=	90-81	W
N.14	Albacomp (Hungary)=	90-72	W
N.19	Chaminade+	74-61	W
N.20	Duke+	56-81	L
N.21	UCLA+	77-89	L
N.26	East Tennessee State	83-66	W
N.28	at Wofford	64-49	W
D. 1	Colorado State	66-58	W
D. 3	Providence	67-48	W
D. 6	Georgetown	68-70	L
D. 8	at Clemson	81-59	W
D.18	South Carolina State	69-50	W
D.20	The Citadel	73-57	W
D.28	Charleston Southern	86-41	W
D.30	Mercer	88-52	W
J. 5	at Florida*	60-69	L
J.12	Kentucky*	50-51	L
J.16	at Arkansas*	62-60	W

J.19	Vanderbilt*	51-60	L
J.23	at Tennessee*	94-60	W
J.26	at Ole Miss*	53-71	L
J.30	Georgia*	80-67	W
F. 2	at Kentucky*	74-91	L
F. 5	Florida*	63-72	L
F. 9	Tennessee*	72-54	W
F.13	Alabama*	51-52	L
F.16	at Vanderbilt*	66-43	W
F.20	Louisiana State*	66-53	W
F.23	at Auburn*	46-50	L
F.27	at Georgia*	(OT) 75-82	L
M. 2	Mississippi State*	57-64	L
M. 7	Ole Miss@	69-67	W
M. 8	Kentucky@	70-57	W
M. 9	Alabama@	57-65	L
M.13	at Virginia=	74-67	W
M.19	Nevada-Las Vegas=	75-65	W
M.21	Ball State=	82-47	W
M.26	Syracuse#	66-59	W
M.28	Memphis#	62-72	L
= —	Exhibition game		
+ —	Maui Invitational (Lahaina, Hawaii)		
@ —	SEC Tournament (Atlanta, Ga.)		
= —	National Invitation Tournament		
# —	National Invitation Tournament Madison Square Garden (New York, N.Y.)		

2002-03 (12-16 OVERALL; 5-11 SEC EAST)

N. 7	Team Nike =	80-64	W
N.11	Unibanka Cesis (Latvia) =	105-67	W
N.24	East Tennessee State	71-66	W
N.29	South Carolina State	82-65	W
N.30	Appalachian State	71-56	W
D. 2	Temple	66-47	W
D. 5	at Georgetown	59-67	L
D. 8	at NC State	64-76	L
D.16	Wofford	70-59	W
D.19	at Wyoming	63-77	L
D.22	at Colorado State	67-81	L
J. 2	The Citadel	66-50	W
J. 8	Mississippi*	55-49	W
J.11	at Kentucky*	55-62	L
J.15	Auburn*	60-67	L
J.18	Florida*	75-77	L
J.22	at Mississippi State*	48-64	L
J.29	at Tennessee*	56-60	L
F. 1	Kentucky*	69-87	L
F. 5	at Louisiana State*	58-71	L
F. 8	at Vanderbilt*	84-72	W
F.12	Clemson	76-59	W
F.15	Arkansas*	72-65	W
F.19	Tennessee*	77-63	W
F.22	at Georgia*	66-79	L
F.25	at Florida*	63-96	L
M. 1	Vanderbilt*	76-64	W
M. 5	at Alabama*	59-82	L
M. 9	Georgia*	(OT) 55-60	L
M.13	Mississippi @	56-62	L
= —	Exhibition game		
* —	Southeastern Conference game		
@ —	SEC Tournament (New Orleans, La.)		

2003-04 (23-11 OVERALL; 8-8 SEC EAST)

N. 3	Inter Hoop (Lithuania) =	81-62	W
N. 17	Gardner-Webb!	83-74	W
N. 18	Idaho!	76-66	W
N. 21	Navy	73-40	W
N. 24	vs. SW Missouri State &	77-64	W
N. 25	vs. Richmond &	67-61	W
N. 29	Campbell	77-48	W

D. 3	at the Citadel	70-38	W
D. 6	at Clemson	76-61	W
D. 15	at Temple	61-71	L
D. 17	Charleston Southern	71-36	W
D. 20	N.C. State	58-55	W
D. 22	S.C. State	86-50	W
D. 30	Yale	59-48	W
J. 2	Appalachian State	78-58	W
J. 7	Florida*	62-65	L
J. 10	at Georgia*	84-63	W
J. 14	at Auburn*	(OT) 53-51W	
J. 17	Tennessee*	85-64	W
J. 24	LSU*	61-55	W
J. 28	at Vanderbilt*	57-55	W
J. 31	at Mississippi*	68-79	L
F. 2	Alabama*	(OT) 90-82W	
F. 7	at Kentucky*	64-65	L
F. 11	Mississippi State*	(OT) 75-79	L
F. 14	Vanderbilt*	82-75	W
F. 21	at Arkansas*	66-82	L
F. 25	at Florida*	58-69	L
F. 28	Georgia*	63-47	W
M. 3	Kentucky*	65-84	L
M. 6	at Tennessee*	56-63	L
M. 11	vs. Arkansas @	91-81	W
M. 12	vs. LSU @	85-64	W
M. 13	vs. Kentucky @	63-78	L
M. 19	vs. Memphis +	43-59	L
= —	Exhibition game		
* —	Southeastern Conference game		
! —	Guardians Classic (Columbia, S.C.)		
& —	Guardians Classic (Kansas City, Mo.)		
@ —	SEC Tournament (Atlanta, Ga.)		
+ —	NCAA Tournament (Kansas City, Mo.)		

2004-05 (20-13 OVERALL; 7-9 SEC EAST)

N. 8	USC Upstate	81-63	W
N. 21	Western Carolina	87-61	W
N. 24	Winthrop	62-52	W
N. 27	Temple	60-46	W
D. 1	Appalachian State	91-57	W
D. 4	Clemson	(OT)62-63	L
D. 14	South Florida	72-70	W
D. 18	at Kansas	60-64	L
D. 20	East Carolina	57-53	W
D. 22	South Carolina State	(OT) 68-65	W
. 29	Pittsburgh	68-72	L
D. 31	Wofford	76-44	W
J. 5	at Kentucky*	75-79	L
J. 8	Georgia*	74-54	W
J. 12	at LSU*	64-79	L
J. 15	Tennessee*	66-63	W
J. 22	at Mississippi State*	65-73	L
J. 26	Vanderbilt*	68-63	W
J. 29	at Florida*	72-80	L
F. 2	Arkansas*	64-52	W
F. 5	at Georgia*	60-53	W
F. 12	Auburn*	71-74	L
F. 15	Kentucky*	73-61	W
F. 19	at Alabama*	68-87	L
F. 23	at Tennessee*	72-80	L
F. 27	Florida*	65-66	L
M. 2	at Vanderbilt*	65-75	L
M. 3	Ole Miss*	(OT) 76-70W	
M. 10	vs. Ole Miss @	52-53	L
M. 15	Miami =	69-67	W
M. 22	UNLV =	77-66	W
M. 24	Georgetown =	69-66	W
M. 29	vs. Maryland = #	75-67	W
M. 31	vs. Saint Joseph's = #	60-57	W
= —	Exhibition game		
* —	Southeastern Conference game		
@ —	SEC Tournament (Atlanta, Ga.)		
= —	National Invitation Tournament		
# —	National Invitation Tournament Madison Square Garden (New York, N.Y.)		

2005-06 (23-15 OVERALL; 6-10 SEC EAST)

N. 10	USC-Aiken =	95-63	W
N. 12	at Western Carolina	81-63	W
N. 20	Toledo	85-73	W
N. 24	at Alaska Anchorage!	65-60	W
N. 25	vs Monmouth!	62-56	W
N. 26	vs Marquette!	(OT) 89-92	L
N. 30	UNC Greensboro	77-55	W
D. 3	at Clemson	63-82	L
D. 14	Winthrop	68-54	W
D. 17	Wofford	73-43	W
D. 22	at Temple	50-63	L
D. 28	Pittsburg	51-58	L
D. 31	Detroit-Mercy	65-35	W
J. 3	S.C. State	81-46	W
J. 8	Tennessee*	69-76	L
J. 11	at Ole Miss*	63-68	L
J. 14	Georgia*	(OT) 61-64	L
J. 18	at Vanderbilt*	(OT) 66-64	W
J. 21	at Kentucky*	78-80	L
J. 25	Florida*	68-62	W
J. 28	at Tennessee*	65-81	L
F. 4	at Arkansas*	59-73	L
F. 8	at Florida*	71-67	W
F. 11	Mississippi State*	83-61	W
F. 14	Alabama*	67-56	W
F. 18	Kentucky*	66-79	L
F. 23	at Georgia*	47-48	L
F. 25	Vanderbilt*	56-57	L
F. 28	LSU*	61-64	L
M. 4	at Auburn*	67-63	W
M. 9	vs Mississippi State @	59-44	W
M. 10	vs Tennessee @	79-71	W
M. 11	vs Kentucky @	65-61	W
M. 12	vs Florida @	47-49	L
M. 15	Western Kentucky +	74-55	W
M. 21	at Florida State +	(OT) 69-68	W
M. 23	at Cincinnati +	65-62	W
M. 28	vs Louisville + #	78-63	W
M. 30	vs Michigan + #	76-64	W
= —	Exhibition Game		
* —	Southeastern Conference game		
@ —	SEC Tournament		
+ —	National Invitation Tournament		
# —	National Invitation Tournament Madison Square Garden (New York, N.Y.)		

2006-07 (14-16 OVERALL; 4-12 SEC EAST)

N. 10	SC State	55-52	W
N. 14	at UC-Irvine	52-67	L
N. 16	at Southern California	(OT) 80-74	W
N. 19	Lipscomb	75-68	W
N. 27	at The Citadel	74-59	W
D. 2	Clemson	53-74	L
D. 5	College of Charleston	67-55	W
D. 9	at Baylor	64-59	W
D. 20	Princeton	54-58	W
D. 28	UNC Asheville	71-51	W
D. 29	Jacksonville	80-73	W
J. 3	Western Carolina	67-53	W
J. 7	Kansas	54-70	L
J. 10	at Georgia*	56-80	L
J. 13	Florida*	50-84	L
J. 16	Kentucky*	49-87	L
J. 20	at Tennessee*	61-64	L
J. 24	Arkansas*	66-60	W
J. 27	at Mississippi State*	66-63	W
J. 31	Auburn*	75-80	L
F. 3	at Alabama*	61-64	L
F. 7	at Kentucky*	89-95	L
F. 10	Georgia*	54-73	L
F. 14	at Vanderbilt*	68-78	L
F. 17	Tennessee*	81-64	W
F. 21	at Florida*	49-63	L
F. 24	Mississippi*	76-63	W
F. 28	Vanderbilt*	(OT) 90-99	W



L		
M. 3	at LSU*	52-61 L
M. 7	vs. Arkansas @	52-82 L
* — Southeastern Conference game		
@ — SEC Tournament (Atlanta, Ga.)		

2007-08 (14-18 OVERALL; 5-11 SEC EAST)

N.9	South Carolina State	92-67 W
N.12	The Citadel	103-42 W
N.17	Southern California	75-85 L
N.22	vs Penn State %	74-67 W
N.23	vs North Carolina State %	61-63 L
N.25	vs. George Mason %	68-69 L
N.28	Campbell	92-52 W
D.1	at Clemson	74-85 L
D.6	at Providence #	68-67 W
D.19	Baylor	84-92 L
D.22	College of Charleston	85-82 W
D.28	UC Irvine	67-65 W
J.2	Radford	90-63 W
J.5	UNC Asheville	58-61 L
J.9	at Vanderbilt*	73-80 L
J.12	Tennessee*	56-80 L
J.16	at Arkansas*	70-66 W
J.23	Florida*	71-73 L
J.26	at Kentucky*	70-78 L
J.30	Georgia*	62-56 W
E.2	at Ole Miss*	80-77 W
F.9	Vanderbilt*	65-66 L
F.13	at Georgia*	64-82 L
F.16	Alabama*	67-65 W
F.20	at Florida*	82-85 L
F.23	Mississippi State* (OT)	56-61 L
F.27	LSU*	55-62 L
M.3	at Auburn*	69-63 W
M.5	Kentucky*	63-71 L
M.9	at Tennessee*	56-89 L
M.13	vs LSU @	77-73 W
M.14	vs Tennessee @	87-89 L

% — Old Spice Classic (Orlando, Fla.)
 # — Big East-SEC Challenge (Philadelphia, Penn.)
 * — Southeastern Conference game
 @ — SEC Tournament (Atlanta, Ga.)
 [1991-92 season through present]

**COACH DARRIN HORN
60-63 (4 YEARS)**

2008-09 (21-10 OVERALL; 10-6 SEC EAST)

N.14	Jacksonville State	89-76 W
N.16	Winthrop	86-63 W
N.22	USC Upstate	75-53 W
N.25	Gardner-Webb	85-70 W
N.28	at College of Charleston(OT)	80-82 L
D.2	at Princeton	84-58 W
D.5	Furman	72-48 W
D.16	NC Central	90-43 W
D.20	The Citadel	80-66 W
D.23	Presbyterian	75-56 W
D.30	Clemson	87-98 L
J.2	at Baylor	85-84 W
J.5	Wofford	78-61 W
J.10	Auburn*	68-56 W
J.14	at LSU*	68-85 L
J.17	at Tennessee*	79-82 L
J.21	Florida*	70-69 W
J.24	Ole Miss*	82-71 W
J.28	Vanderbilt*	86-76 W
J.31	at Kentucky*	78-77 W
E.3	at Florida*	93-97 L
E.7	Georgia*	79-68 W
F.14	at Alabama*	75-73 W
F.18	at Mississippi State*	70-75 L
F.21	Arkansas*	(OT) 82-78 W
F.25	Kentucky*	77-59 W

F.28	at Vanderbilt*	83-96 L
M.5	Tennessee*	70-86 L
M.7	at Georgia*	68-51 W
M.13	vs. Mississippi State @	68-82 L
M.17	Davidson %	63-70 L

* — Southeastern Conference game
 @ — SEC Tournament (Tampa, Fla.)
 % — National Invitational Tournament (Columbia, SC)

2009-10 (15-16 OVERALL; 6-10 SEC EAST)

N. 13	Alabama A&M	88-50 W
N. 16	Georgia Southern	90-66 W
N. 19	vs. La Salle^	78-68 W
N. 20	vs. USF^	69-66 W
N. 22	vs. Miami^	85-70 L
N. 27	Jacksonville	97-93 W
D. 2	Western Kentucky	74-56 W
D. 6	at Clemson	72-61 L
D. 16	Richmond	76-58 W
D. 19	at Wofford	68-61 L
D. 21	Furman	81-57 W
D. 30	at Boston College	85-76 L
J. 2	Baylor	85-74 L
J. 5	Longwood	88-58 W
J. 9	at Auburn*	80-71 W
J. 13	LSU*	67-58 W
J. 16	Vanderbilt*	89-79 L
J. 20	at Ole Miss*	66-57 L
J. 23	at Florida*	58-56 L
J. 26	Kentucky*	68-62 W
J. 30	Georgia*	78-77 W
F. 6	at Tennessee*	79-53 L
F. 10	Florida*	77-71 W
F. 13	at Georgia*	66-61 L
F. 17	at Arkansas*	92-79 L
F. 20	Tennessee*	63-55 L
F. 25	at Kentucky*	82-61 L
F. 27	Mississippi State*	76-63 L
M. 3	Alabama*	79-70 L
M. 6	at Vanderbilt*	77-73 W
M. 11	vs. Alabama@	68-63 L

^ — Charleston Classic (Charleston, S.C.)
 * — Southeastern Conference game
 @ — SEC Tournament (Nashville, Tenn.)

2010-11 (14-16 OVERALL; 5-11 SEC EAST)

N. 12	Elon	94-79 W
N. 16	at Michigan State&C	73-82 L
N. 19	Radford	85-56 W
N. 23	USC Upstate	57-41 W
N. 27	at WKU (2OT)	87-85 W
D. 1	Delaware State	74-61 W
D. 5	Clemson	64-60 W
D. 11	Wofford	64-53 W
D. 18	at Ohio State	57-79 L
D. 22	at Furman	75-91 L
D. 29	Jacksonville State	56-49 W
J. 1	Boston College	70-85 L
J. 4	SC State	91-56 W
J. 8	Vanderbilt*	(OT) 83-75 W
J. 12	at Alabama*	47-57 L
J. 15	at Florida*	72-69 W
J. 19	Arkansas*	(OT) 81-74 W
J. 22	Kentucky*	58-67 L
J. 29	Auburn*	64-79 L
F. 2	at LSU*	64-56 W
F. 5	at Vanderbilt*	60-78 L
F. 9	Florida*	60-79 L
F. 12	Georgia*	56-60 L
F. 16	at Tennessee*	67-73 L
F. 19	at Kentucky*	59-90 L
F. 22	Ole Miss*	79-73 W
F. 26	at Georgia*	48-64 L

M. 2	Tennessee*	69-73 L
M. 5	at Mississippi State*	58-60 L
M. 10	Ole Miss@	55-66 L

& — ESPN's College Hoops Tip-Off Marathon (East Lansing, Mich.)
 * — Southeastern Conference game
 @ — SEC Tournament (Atlanta, Ga.)

2011-12 (10-21 OVERALL; 2-14 SEC)

N. 11	Western Carolina	75-50 W
N. 15	at Elon	53-58 L
N. 20	Tennessee State^	63-64 L
N. 22	Miss. Valley State^	61-57 W
N. 25	North Carolina#	62-87 L
N. 26	Southern California#	60-63 L
D. 1	Providence!	67-76 L
D. 4	at Clemson	58-55 W
D. 13	Presbyterian	66-58 W
D. 17	Ohio State	66-74 L
D. 21	SE Louisiana	62-43 W
D. 28	Wofford	57-45 W
D. 31	USC Upstate	72-66 W
J. 3	SC State	79-51 W
J. 7	at Kentucky*	64-79 L
J. 10	Vanderbilt*	57-67 L
J. 14	Florida*	65-79 L
J. 21	at Auburn*	52-63 L
J. 36	Alabama*	56-54 W
J. 28	at Ole Miss*	62-66 L
F. 2	at Florida*	66-74 L
F. 4	Kentucky*	52-86 L
F. 8	at Tennessee*	57-69 L
F. 11	at Arkansas*	65-76 L
F. 15	Georgia*	57-56 W
F. 18	LSU*	58-68 L
F. 22	at Vanderbilt*	48-59 L
F. 25	Tennessee*	64-73 L
F. 29	Mississippi State* (OT)	67-69 L
M. 3	at Georgia*	55-67 L
M. 8	vs. Alabama@	57-63 L

^ — Las Vegas Invitational (Columbia, S.C.)
 # — Las Vegas Invitational (Las Vegas, Nevada)
 * — Southeastern Conference game
 @ — SEC Tournament (New Orleans, La.)

**COACH FRANK MARTIN
113-90 (6 YEARS)**

2012-13 (14-18 OVERALL; 4-14 SEC)

N. 11	UW-Milw. \$ (OT)	82-75 W
N. 16	Morgan St.	87-71 W
N. 19	Rider \$	88-76 W
N. 21	Elon	53-65 L
N. 24	vs. Missouri St. % (OT)	74-67 W
N. 25	vs. UALR %	74-62 W
N. 29	at St. John's &	65-89 L
D. 2	Clemson	55-64 L
D. 7	Jacksonville	91-74 W
D. 19	Appalachian St.	74-69 W
D. 22	vs. Manhattan	63-57 W
D. 29	Presbyterian	76-60 W
J. 5	SC State	80-69 W
J. 9	at Miss. St.*	54-56 L
J. 12	Auburn*	71-74 L
J. 16	at LSU* (OT)	82-73 W
J. 19	Vanderbilt*	51-58 L
J. 22	at Missouri*	65-71 L
J. 26	Arkansas*	75-54 W
J. 30	at Florida*	36-75 L
F. 2	Georgia*	56-67 L
F. 5	at Kentucky*	55-77 L
F. 10	Tennessee*	61-66 L
F. 14	LSU*	46-64 L
F. 16	at Alabama*	58-68 L
F. 20	Ole Miss*	63-62 W

F. 23	at Georgia*	(OT) 54-62 L
F. 28	Missouri*	68-90 L
M. 3	at Texas A&M*	56-74 L
M. 6	Miss. St.*	79-72 W
M. 9	at Vanderbilt*	64-74 L
M. 13	vs. Miss. St. @	59-70 L

\$ — Hoops For Hope Classic (Columbia, S.C.)
 % — Hoops For Hope Classic (Puerto Vallarta, Mexico)
 * — Southeastern Conference game
 @ — SEC Tournament (Nashville, Tenn.)

2013-14 (14-20 OVERALL; 5-13 SEC)

N. 9	Longwood	82-44 W
N. 12	at Baylor \$	64-66 L
N. 17	at Clemson	57-71 L
N. 24	FIU	84-72 W
D. 6	at Oklahoma State %	52-79 L
D. 17	Manhattan	68-86 L
D. 19	USC Upstate	68-74 L
D. 22	vs. Saint Mary's #	78-71 W
D. 23	vs. Boise State #	54-80 L
D. 25	vs. Akron #	69-59 W
D. 28	Akron	78-45 W
D. 30	Marshall	92-65 W
J. 3	SC State	82-75 W
J. 8	at Florida*	58-74 L
J. 11	LSU*	68-71 L
J. 15	at Texas A&M*	67-75 L
J. 18	Ole Miss*	74-75 L
J. 22	at Georgia*	76-97 L
J. 25	at Missouri*	74-82 L
J. 29	Texas A&M*	80-52 W
F. 1	at Ole Miss*	71-75 L
F. 5	Auburn*	74-79 L
F. 8	at Tennessee*	53-72 L
F. 13	Vanderbilt*	65-59 W
F. 15	Alabama*	67-66 W
F. 19	at Arkansas*	64-71 L
F. 22	Georgia*	56-73 L
F. 26	at Auburn*	67-83 L
M. 1	Kentucky*	72-67 W
M. 4	Florida*	46-72 L
M. 8	at Mississippi State*	74-62 W
M. 12	vs. Auburn @	74-56 W
M. 13	vs. Arkansas @	71-69 W
M. 14	vs. Tennessee @	44-59 L

\$ — ESPN College Hoops Tip-Off Marathon (Waco, Texas)
 % — Big 12/SEC Challenge (Stillwater, Okla.)
 # — Hawaiian Airlines Diamond Head Classic (Honolulu, Hawaii)
 * — Southeastern Conference game
 @ — SEC Tournament (Nashville, Tenn.)

2014-15 (17-16 OVERALL; 6-12 SEC)

N. 14	North Florida	81-56 W
N. 18	Baylor!	65-69 L
N. 20	vs. Cornell %	69-45 L
N. 21	vs. Charlotte %	63-65 L
N. 23	vs. Akron %	63-68 L
N. 26	UNC Asheville	89-75 W
D. 1	at Marshall	77-59 W
D. 6	Oklahoma State ^	75-49 W
D. 19	Clemson	68-45 W
D. 21	Coker	78-52 W
D. 30	North Carolina A&T	91-54 W
J. 3	vs. Iowa State	64-60 W
J. 7	Florida*	68-72 L
J. 10	at Ole Miss*	49-65 L
J. 13	Alabama*	68-65 W
J. 17	at Auburn*	68-71 L
J. 20	Tennessee*	62-66 L
J. 24	Kentucky*	43-58 L



J. 28	at LSU*	58-64	L
J. 31	Georgia	67-50	W
F. 3	at Arkansas*	55-75	L
F. 7	at Vanderbilt*	50-65	L
F. 10	Missouri*	65-60	W
F. 14	at Kentucky*	43-77	L
F. 17	at Georgia*	64-58	W
F. 21	Texas A&M*	52-62	L
F. 24	at Alabama*	51-59	L
F. 28	Mississippi State*	81-68	W
M. 5	Arkansas*	74-78	L
M. 7	at Tennessee*	60-49	W
M. 11	vs. Missouri @	63-54	W
M. 12	vs. Ole Miss @	60-58	W
M. 13	vs. Georgia @	62-74	L

! - ESPN College Hoops Tip-Off Marathon (Columbia, S.C.)

% - Charleston Classic (Charleston, S.C.)

^ - SEC/Big 12 Challenge (Columbia, S.C.)

* - Southeastern Conference game

@ - SEC Tournament (Nashville, Tenn.)

2015-16 (25-9 OVERALL; 11-7 SEC)

N. 14	Norfolk State	84-69	W
N. 16	Oral Roberts	84-66	W
N. 20	vs. DePaul!	76-61	W
N. 22	vs. Hofstra!	94-84	W
N. 23	vs. Tulsa!	83-75	W
N. 27	Lipscomb	92-76	W
N. 30	Western Carolina	76-53	W
D. 5	USF	81-63	W
D. 15	Drexel	79-54	W
D. 18	at Clemson	65-59	W
D. 22	vs. St. John's %	75-61	W
D. 30	Francis Marion	78-56	W
J. 2	Memphis	86-76	W
J. 5	at Auburn*	81-69	W
J. 9	Vanderbilt*	69-65	W
J. 13	at Alabama*	50-73	L
J. 16	Missouri*	81-72	W
J. 19	at Ole Miss*	(OT) 77-74	W
J. 23	at Tennessee*	69-78	L
J. 26	Mississippi State*	84-74	W
J. 30	Alabama*	78-64	W
F. 2	at Georgia*	56-69	L
F. 6	at Texas A&M*	81-78	W
F. 10	LSU*	94-83	W
F. 13	Kentucky*	62-89	L
F. 16	at Missouri*	67-72	L
F. 20	Florida*	(OT) 73-69	W
F. 24	Tennessee*	84-58	W
F. 27	at Mississippi State*	58-68	L
M. 3	Georgia*	72-74	L
M. 5	at Arkansas*	76-61	W
M. 11	vs. Georgia @	64-65	L
M. 15	High Point #	88-66	W
M. 21	Georgia Tech #	66-83	L

! - U.S. Virgin Islands Paradise Jam (St. Thomas, USVI)

% - Naismith Memorial Basketball Hall of Fame Shootout (Uncasville, Conn.)

* - Southeastern Conference Game

@ - SEC Tournament (Nashville, Tenn.)

- NIT (Columbia, S.C.)

2016-17 (26-11 OVERALL; 12-6 SEC)

N. 11	Louisiana Tech	85-76	W
N. 13	Holy Cross ^	81-49	W
N. 15	Monmouth ^	(OT) 70-69	W
N. 18	SC State ^	92-50	W
N. 23	Michigan	61-46	W
N. 26	vs. Syracuse \$	64-50	W
D. 1	Vermont	68-50	W
D. 4	FIU	70-54	W
D. 12	vs. Seton Hall &	64-67	L
D. 17	at USF	77-66	W
D. 21	Clemson	60-62	L
D. 27	Lander	90-62	W
D. 30	at Memphis	54-70	L
J. 4	at Georgia*	67-61	W
J. 7	Texas A&M*	79-68	W
J. 11	at Tennessee*	70-60	W
J. 14	Ole Miss*	67-56	W
J. 18	Florida*	57-53	W
J. 21	at Kentucky*	69-85	L
J. 24	Auburn*	98-69	W
J. 28	at Missouri*	63-53	W
F. 1	at LSU*	88-63	W
F. 4	Georgia*	77-75	W
F. 7	Alabama*	(4OT) 86-90	L
F. 11	at Mississippi State*	77-73	W
F. 15	Arkansas*	76-83	L
F. 18	at Vanderbilt*	62-71	L
F. 21	at Florida*	66-81	L
F. 25	Tennessee*	82-55	W
F. 28	Mississippi State*	63-57	W
M. 4	at Ole Miss*	70-75	L
M. 10	vs. Alabama %	53-64	L
M. 17	vs. Marquette +	93-73	W
M. 19	vs. Duke =	88-81	W
M. 24	vs. Baylor @	70-50	W
M. 26	vs. Florida #	77-70	W
A. 1	vs. Gonzaga!	73-77	L

^ - Brooklyn Hoops Holiday Invitational (Columbia, S.C.)

\$ - Brooklyn Hoops Holiday Invitational (Brooklyn, N.Y.)

& - Under Armour Reunion (New York, N.Y.)

* - Southeastern Conference game

% - SEC Tournament (Nashville, Tenn.)

+ - NCAA Tournament First Round (Greenville, S.C.)

= - NCAA Tournament Second Round (Greenville, S.C.)

@ - NCAA Tournament Sweet 16 (New York, N.Y.)

- NCAA Tournament Elite Eight (New York, N.Y.)

! - NCAA Final Four (Phoenix, Ariz.)

2017-18 (17-16 OVERALL; 7-11 SEC)

N. 10	at Wofford	73-52	W
N. 13	Western Michigan ^	78-60	W
N. 16	vs. Illinois State \$	65-69	L
N. 17	vs. UTEP \$	80-56	W
N. 19	vs. Western Michigan \$	79-66	W
N. 27	at FIU	78-61	W
N. 30	vs. Temple #	60-76	L
D. 2	UMass	76-70	W
D. 6	Wyoming	80-64	W
D. 9	Coastal Carolina	80-78	W
D. 19	at Clemson	48-64	L
D. 27	Limestone	74-45	W
D. 31	at Ole Miss*	69-74	L
J. 3	Missouri*	68-79	L
J. 6	Vanderbilt*	71-60	W
J. 9	at Alabama*	62-76	L
J. 13	at Georgia*	64-57	W
J. 16	Kentucky*	76-68	W
J. 20	Tennessee*	63-70	L
J. 24	at Florida*	77-72	W

J. 27	Texas Tech &	63-70	L
J. 31	Mississippi State*	76-81	L
F. 3	at Texas A&M*	60-83	L
F. 6	at Arkansas*	65-81	L
F. 10	Florida*	41-65	L
F. 13	at Tennessee*	67-70	L
F. 17	Auburn*	84-75	W
F. 21	Georgia*	66-57	W
F. 24	at Mississippi State*	(OT) 68-72	L
F. 28	LSU*	(OT) 83-74	W
M. 3	at Auburn*	70-79	L
M. 7	vs. Ole Miss!	85-84	W
M. 8	vs. Arkansas!	64-69	L

^ - unbracketed game of the Puerto Rico Tip-Off at Myrtle Beach (Columbia, S.C.)

\$ - Puerto Rico Tip-Off at Myrtle Beach (Conway, S.C.)

- Under Armour Reunion (New York City)

& - Big 12/SEC Challenge (Columbia, S.C.)

! - SEC Tournament (St. Louis, Mo.)



ALL-TIME HONORS

ALL-AMERICAN

- 2017: Sindarius Thornwell, CBS Sports (First Team); Basketball Times (Third Team)
- 2010: Devan Downey, AP (Honorable Mention)
- 2009: Devan Downey, AP (Honorable Mention)
- 1998: BJ McKie, Basketball Weekly (third team)
- 1997: Larry Davis, Basketball Weekly (third team)
- 1981: Zam Fredrick, Citizens Savings Athletic Foundation
- 1975: Alex English, Independent All-America; Citizens Savings Athletic Foundation
- 1974: Brian Winters, Citizens Savings Athletic Foundation
- 1973: Kevin Joyce, United Savings Helms Athletic Foundation; NABC (second team); AP (second team); UPI (second team)
- 1972: Tom Riker, National Association of Basketball Writers; AP; United Savings Helms Athletic Foundation; UPI (second team); The Sporting News (second team)
- 1971: John Roche, U.S. Basketball Writers; UPI; The Sporting News; Basketball Weekly; United Savings Helms Athletic Foundation; NBA Coaches; NABC (second team); AP (second team)
- 1970: John Roche, Look Magazine; Helms Athletic Foundation; AP (second team); NABC (second team)
- 1969: John Roche, Basketball News; Helms Athletic Foundation
- 1968: Skip Harlicka, Chuck Taylor's Converse Yearbook
- 1957: Grady Wallace, United Press; International News Service; Helms Athletic Foundation; Chuck Taylor's Converse Yearbook; AP (second team)
- 1951: Jim Slaughter, Helms Athletic Foundation
- 1934: Freddie Thompkins, Chuck Taylor's Converse Yearbook

FRANCES POMEROY SMITH AWARD

Nation's Top Player 6'0" and under

- 2007: Tre' Kelley, Coaches

NIT MVP

- 2006: Renaldo Balkman
- 2005: Carlos Powell

NIT ALL-TOURNAMENT

- 2006: Tre' Kelley, Brandon Wallace
- 2005: Brandon Wallace
- 2002: Rolando Howell, Aaron Lucas

COSIDA ACADEMIC

ALL-DISTRICT

- 2004: John Chappell
- 2002: Marius Petravicius

SOUTHEASTERN CONFERENCE

Member of the SEC since 1992

ALL-SEC

- 2018: Chris Silva, coaches (first team)
- 2017: Sindarius Thornwell, coaches, AP (first team)
- 2016: Michael Carrera, coaches (first team); AP (second team)
- 2010: Devan Downey, coaches, AP (first team)
- 2009: Devan Downey, coaches, AP (first team) Dominique Archie, coaches (second team), AP (honorable mention) Zam Fredrick, coaches (second team)
- 2008: Devan Downey, coaches, AP (first team)
- 2007: Tre' Kelley, coaches, AP (first team) Brandon Wallace, AP (third team)
- 2006: Tarence Kinsey, coaches (second team, AP (third team)
- 2005: Carlos Powell, AP (third team)
- 2004: Carlos Powell, AP (third team)
- 2002: Jamel Bradley, coaches (third team)
- 2001: Marius Petravicius, AP (third team)
- 1999: BJ McKie, AP, coaches (second team)
- 1998: BJ McKie, AP, coaches (first team) Melvin Watson, AP (second team), coaches (second team)
- 1997: Larry Davis, AP, coaches (first team) BJ McKie, AP, coaches (first team) Melvin Watson, AP (first team), coaches (second team)
- 1996: Larry Davis, coaches (second team), AP (third team) Melvin Watson, coaches (third team)
- 1994: Jamie Watson, coaches (second team), AP (second team) Emmett Hall, coaches (third team)
- 1993: Jamie Watson, coaches (second team) Emmett Hall, AP (third team)

SEC ALL-DEFENSIVE TEAM

- 2018: Chris Silva
- 2017: Sindarius Thornwell
- 2016: Sindarius Thornwell
- 2012: Damontre Harris
- 2011: Sam Muldrow
- 2010: Devan Downey Sam Muldrow
- 2009: Dominique Archie Devan Downey

SEC PLAYER OF THE YEAR

- 2017: Sindarius Thornwell (Coaches)

SEC ROOKIE OF THE YEAR

- 1996: BJ McKie (AP)

SEC DEFENSIVE PLAYER OF THE YEAR

- 2018: Chris Silva (co-)
- 2011: Sam Muldrow

SEC SIXTH MAN OF THE YEAR


- 2016: Duane Notice
- 2009: Brandis Raley-Ross

SEC COACH OF THE YEAR

- 2004: Dave Odom (Coaches)

SEC ALL-FRESHMAN

- 2014: Sindarius Thornwell
- 2013: Michael Carrera
- 2011: Bruce Ellington
- 2008: Michael Holmes
- 2007: Dominique Archie
- 2004: Renaldo Balkman



SINDARIUS THORNWELL WAS NAMED THE SEC PLAYER OF THE YEAR IN 2017.



- 2000: Chuck Eidson
- 1998: Antonio Grant
- 1996: BJ McKie
- 1995: Melvin Watson

SEC ALL-TOURNAMENT

- 2006: Renaldo Balkman, Tre' Kelley
- 2004: Mike Boynton, Jr.
- 2002: Tony Kitchings
- 1998: BJ McKie

METRO CONFERENCE

Member of the Metro Conference from 1983-1991

ALL-METRO

- 1991: Jo Jo English (second team)
- 1989: John Hudson (second team)
- 1988: John Hudson (second team)
- 1987: Michael Foster (second team)
Darryl Martin (second team)
- 1986: Linwood Moye (second team)
- 1984: Jimmy Foster (first team)

METRO ALL-TOURNAMENT

- 1989: Joe Rhett
- 1987: Terry Dozier

METRO ALL-FRESHMAN

- 1991: Jamie Watson
- 1989: Joe Rhett
- 1988: Brent Price
- 1986: Terry Dozier
- 1985: Keith James
- 1984: Michael Foster

ATLANTIC COAST CONFERENCE

Member of the ACC from 1953-71

ALL-ACC

- 1971: John Roche (first team)
Tom Owens (first team)
- 1970: John Roche (first team)
Tom Owens (first team)
- 1969: John Roche (first team)
Tom Owens (second team)
- 1968: Skip Harlicka (first team)
Gary Gregor (second team),
Frank Standard (second team)
- 1967: Jack Thompson (second team)
Gary Gregor (second team)
- 1964: Ronnie Collins (first team)
- 1963: Scotti Ward (second team)
- 1962: Art Whisnant (first team)
- 1961: Art Whisnant (second team)
- 1960: Art Whisnant (second team)
- 1957: Grady Wallace (first team)
- 1956: Grady Wallace (second team)

ACC PLAYER OF THE YEAR

- 1970: John Roche
- 1969: John Roche

ACC ALL-TOURNAMENT

- 1971: John Roche, Tom Owens, Tom Riker
(second team)
- 1970: Tom Owens, Tom Riker, John Roche (second team)
- 1969: John Roche
- 1968: Gary Gregor, Jack Thompson, Skip Harlicka
- 1967: Al Salvadori, Jack Thompson (second team)
- 1966: Skip Harlicka (second team)
- 1962: Bobby Robinson (second team); Ronnie Collins (second team); Art Whisnant (second team)
- 1961: Art Whisnant, Scotti Ward (second team)
- 1957: Grady Wallace, Ray Pericola (second team)

ACC TOURNAMENT OUTSTANDING PLAYER

- 1971: John Roche (tied with Lee Dedmon)

SOUTHERN CONFERENCE

Member of the Southern Conference from 1922-1953

ALL-SOCON

- 1952: Dwane Morrison (second team)
- 1951: Jim Slaughter (first team)
- 1950: Jim Slaughter (first team)

SOCON ALL-TOURNAMENT


- 1927: Heinie Fair (second team)
- 1933: Bennie Tompkins (first team)
Freddie Tompkins (first team)
Dana Henderson (second team)
- 1941: Pres Westmoreland (first team)
Lanny Lofdahl (second team)
- 1942: Pres Westmoreland (second team)
- 1945: Charles Sokol (first team)
- 1947: Al Adams (first team)



JOHN ROCHE EARNED ALL-ACC HONORS MULTIPLE TIMES IN HIS CAREER, INCLUDING TWO PLAYER OF THE YEAR HONORS IN 1969 AND 1970.




RETIRED JERSEYS




42

GRADY WALLACE
F, 6-5, 165, Mare Creek, Ky.

Grady Wallace, who wore number 42, was the first South Carolina player to have his jersey number retired. Wallace averaged an amazing 28.0 points per game in his career and led the NCAA in 1957 with 31.3 points per tilt, edging out Kansas' Wilt Chamberlain. Wallace holds down four of the top six scoring games in school history, scoring 54 points versus Georgia during his senior year. Wallace was honored as the South Carolina Legend at the 2009 SEC Tournament.




SEASON	G	FGM-FGA	PCT.	FTM-FTA	PCT.	REB-AVG.	PTS-AVG.
1955-56	23	217-484	.448	116-153	.758	250-10.9	550-23.9
1956-57	29	336-803	.418	234-303	.772	419-14.4	906-31.3
TOTALS	52	553-1287	.430	350-456	.768	669-12.9	1456-28.0




11

JOHN ROCHE
G, 6-3, 180, The Bronx, N.Y.

John Roche's number was retired after a very successful three-year tenure from 1968-71. Roche made one or more of the recognized All-America teams in each of his three seasons. Roche holds South Carolina records for three-year career point average (22.5) and points in a game, scoring 56 vs. Furman his senior year.




SEASON	G	FGM-FGA	PCT.	FTM-FTA	PCT.	REB-AVG.	PTS-AVG.
1968-69	28	239-507	.471	184-226	.814	73-2.6	662-23.6
1969-70	28	222-469	.473	179-216	.829	70-2.5	623-22.3
1970-71	29	205-493	.416	215-262	.821	67-2.3	625-21.6
TOTALS	85	666-1469	.453	578-704	.821	210-2.5	1910-22.5



43


KEVIN JOYCE
G, 6-3, 180, Merrick, N.Y.

The third number retired in Gamecock history was the number 43 of Kevin Joyce. Joyce scored 1,400 points in his three years at South Carolina, averaging 20.4 points per game as a senior. Joyce may be best known for out-jumping UNC's Lee Dedmon (6-10) with four seconds left in the 1971 ACC Tournament title game, tapping the ball to Tom Owens for the winning bucket. Joyce was a member of the 1972 U.S. Olympic team.



SEASON	G	FGM-FGA	PCT.	FTM-FTA	PCT.	REB-AVG.	AST-AVG.	BLK-AVG.	MIN-AVG.	PTS-AVG.
1970-71	23	109-223	.489	60-72	.833	111-4.8				278-12.1
1971-72	29	180-394	.457	170-216	.787	164-5.7				530-18.3
1972-73	29	220-508	.433	152-182	.835	140-4.8	152-5.2	8-0.3	1109-38.2	592-20.4
TOTALS	81	509-1125	.452	382-370	.813	415-5.1	152-5.2	8-0.3	1109-38.2	1400-17.3

40




22

ALEX ENGLISH
F, 6-8, 190, Columbia, S.C.

Retired after his senior season of 1976, the number 22 worn by Alex English was the last South Carolina jersey number to be retired before BJ McKie's was retired in Dec. of 2005. English was a consensus All-American at South Carolina and is second on the Gamecock all-time scoring list with 1,972 points. English started every game in a four-year span (111) and was a 52.8% shooter from the field in the process.




SEASON	G	FGM-FGA	PCT.	FTM-FTA	PCT.	REB-AVG.	AST-AVG.	BLK-AVG.	MIN-AVG.	PTS-AVG.
1972-73	29	189-368	.514	44-70	.629	306-10.6	25-0.9	54-1.9	1037-35.8	422-14.6
1973-74	27	209-395	.529	75-112	.670	237-8.8	28-1.0	61-2.3	1007-37.3	493-18.3
1974-75	28	199-359	.554	49-77	.636	244-8.7	30-1.1	69-2.5	1024-36.6	447-16.0
1975-76	27	258-468	.551	94-134	.701	277-10.3	27-1.0	46-1.7	1045-38.7	610-22.6
TOTALS	111	855-1590	.538	262-393	.667	1064-9.6	110-1.0	230-2.1	4113-37.1	1972-17.8



3

BJ MCKIE
G, 6-2, 190, Columbia, S.C.

BJ McKie finished his career as South Carolina's all-time leading scorer with 2,119 points and became just the 12th person in SEC history to be named AP First Team All-SEC three years. A two-time captain, he played in 123 consecutive games, scoring in double figures 111 times and scoring 20+ points 38 times (10 as a senior). He averaged 17.3 points his senior year and was third in SEC scoring. McKie helped lead South Carolina to its first SEC basketball title in 1997 when he averaged 17.4 points.



SEASON	G	FGM-FGA	PCT.	FTM-FTA	PCT.	REB-AVG.	AST-AVG.	BLK-AVG.	MIN-AVG.	PTS-AVG.
1995-96	31	147-315	.467	141-185	.762	95-3.1	88-2.8	2-.06	1000-32	478-15.4
1995-97	32	162-355	.462	166-219	.758	125-3.9	86-2.7	0-0.0	1021-32	556-17.4
1997-98	31	160-365	.438	205-262	.782	110-3.5	93-3.0	2-.06	1035-33	574-18.8
1998-99	29	145-353	.411	160-207	.773	100-3.4	115-4.0	6-.21	965-33	501-17.3
TOTALS	123	616-1388	.444	672-873	.770	430-3.5	382-3.1	10-.08	4021-33	2119-17.2





MEN'S BASKETBALL PLAYERS IN THE SOUTH CAROLINA ATHLETICS HALL OF FAME

Since the University of South Carolina Athletics Hall of Fame was established in 1967, 25 members associated with the Gamecock basketball squad have been inducted, including 2017 inductee Larry Davis.

RONNIE COLLINS (2002) BASKETBALL • 1961-64

Led team in scoring during the 1963-64 season with 23.7 points per game... led team in rebounding during the 1961-62 season, averaging 8.4 rebounds a game... posted 1,256 points during his career in the Garnet and Black... named to the Atlantic Coast All-Conference team in 1964... selected to the ACC All-Tournament team in 1962 (second team).

LARRY DAVIS (2017) BASKETBALL • 1996-97

Named first-team All-SEC by the Associated Press and the coaches in 1997 for Eddie Fogler's SEC championship squad... also named third-team All-America by Basketball Weekly... named second-team All-SEC by the coaches and third-team by the AP in 1996... his two-year scoring mark of 1,068 points is the second-most points ever scored by a two-year player... connected on 152 three-point field goals during his career and led the Gamecocks in scoring during the 1995-96 season.

DEVAN DOWNEY (2015) BASKETBALL • 2008-10

Downey ranks fourth on the South Carolina all-time scoring list with 1,901 points, a mark he achieved in just three seasons (2008-10). Downey was a three-time first-team All-SEC performer by the AP and Coaches and earned honorable mention All-America honors in 2009 and 2010. He was also a two-time SEC All-Defensive team selection in '09 and '10.

EARL DUNHAM (1997) FOOTBALL • 1936-38; BASKETBALL • 1937 BASEBALL • 1937-38

Letterman in three different sports at Carolina... a Phi Beta Kappa honor society member... helped lead the Gamecocks to a combined 16-17-2 record his three football seasons... the Carolina baseball team was 17-13 in his two seasons while the Gamecock basketball squad was 13-7, 8-4 in the Southern Conference in 1937.

MIKE DUNLEAVY (2014) BASKETBALL • 1972-76

As a guard playing for legendary coach Frank McGuire, Dunleavy scored 1,586 points in his career, which ranks sixth all time... Was a deadly long-range shooter before the three-point shot was instituted, and hit 80 percent of his career free throws... Mike enjoyed a successful career in the NBA as both a player and coach.

ALEX ENGLISH (1988) BASKETBALL • 1973-76

Second all-time leading scorer in South Carolina history with 1,972 points... inducted into the Basketball Hall of Fame in 1997... started every game of his college career (111)... holds records for career minutes played (4,113), field goals made (855), field goals attempted (1,590) and is third on list in blocked shots (230) and in career rebounds (1,064)... led the Gamecocks to two NCAA Tournament bids and one NIT appearance... jersey #22 was retired following his career... played for three NBA teams (Indiana Pacers, Denver Nuggets, Dallas Mavericks) in his career... led the league in scoring in 1983 with 28.4 ppg... had eight straight seasons of 2,000+ points and was the NBA's leading scorer in the 1980s... averaged 30+ minutes and 20+ points an outing for 10 seasons with Denver... had his jersey #2 retired by Denver in April, 1993.

ZAM FREDRICK (2002) BASKETBALL • 1978-81

Led the nation in scoring during the 1980-81 season, averaging 28.9 points per game... scored 1,383 career points as a South Carolina Gamecock... ranks in the USC record book with a career average of 13.7 points per game... played professionally in Europe... is the head basketball coach at Calhoun County (SC) High School.

GARY GREGOR (2003) BASKETBALL • 1965-68

Led the Atlantic Coast Conference in rebounding and earned all-conference honors in 1967 and 1968... averaged 15.6 points and 12.6 rebounds per game for career... was a first-round draft choice of the Phoenix Suns and went on to earn NBA All-Rookie honors.

SKIP HARLICKA (1997) BASKETBALL • 1966-68

Three-year letterman... was part of Frank McGuire's first recruiting class at Carolina... finished his career with 1,209 points and a 17.5 points per game average... led the Gamecocks in scoring every season and was a Chuck Taylor's Converse Yearbook All-American... named a first-team All-ACC member his senior year and was on the ACC All-Tournament team twice (1966 and 1968)... played a key role in Carolina's rise to the top of the ACC as the Gamecocks defeated Duke and North Carolina on "Tobacco Road" in back-to-back games his senior season.

KEVIN JOYCE (1998) BASKETBALL • 1971-73

Three-year letterwinner... had jersey No. 43 retired... scored 1,400 career points, averaging 20.4 a game as a senior... led USC to three straight NCAA Tournament appearances... outjumped UNC's 6-10 center Lee Dedmon on a jump-ball, tapping the ball to Tom Owens for the winning bucket to capture the 1971 ACC Tournament title... starting guard on the 1972 USA Olympic team... named AP, UPI and NAMC second-team All-America in 1973.

BILLY LAVAL (2016) HEAD FOOTBALL, BASEBALL BASKETBALL COACH • 1928-34

Coach Laval was the first football coach in Carolina history to produce seven-consecutive winning seasons, a feat only matched by Steve Spurrier. He was asked to coach the basketball team for the 1932-33 season and won the Southern Conference championship that season. That title was Carolina's only basketball championship until Frank McGuire won the ACC in 1971. In baseball, of the 13 head coaches at Carolina that have coached over 50 games, Laval holds the all-time top winning percentage, as his teams from 1928-1934 went 89-33-1 for a .728 mark.

HENRY MARTIN (2008) BASKETBALL • 1942, 1947-49

Played basketball at Carolina in 1942 and again from 1947-49... was the first Carolina basketball player to score 1,000 career points and capped off his career with a 32-point effort as the Gamecocks beat Clemson in 1949.

FRANK MCGUIRE (1980) HEAD BASKETBALL COACH • 1964-80

Named National Coach of the Year three times — once each at South Carolina (1970), North Carolina (1957) and St. John's (1952)... was inducted into the Naismith Basketball Hall of Fame in 1977... his 30-year collegiate head coaching record was a phenomenal 550-235, for a winning percentage of .701... led USC to six straight 20+ win seasons from 1968-69 to 1973-74... coached 16 years at South Carolina where he was 283-142, nine years at North Carolina (164-58), and five years at St. John's (103-35)... coached the Philadelphia Warriors of the NBA for one season and was 49-31... passed away in October, 1994.

B.J. MCKIE (2006) BASKETBALL • 1996-2000

Ranks No. 1 in career points scored (2,119) and in free throws made at South Carolina... played in 123 career games... was a 1998 All-American and three-time All-SEC honoree... named the 1996 SEC Freshman of the Year and was a member of the SEC All-Freshman team... 1999 SEC Post-Graduate Community Service Award Winner... member of the 1997 SEC Championship team — 15-1 in the SEC... helped lead the Gamecocks to two NCAA Tournament appearances... had his jersey number retired in 2005... native of Irmo, S.C.

TOM OWENS (2004) BASKETBALL • 1969-71

The only USC basketball player to score 1,000 points and grab 1,000 rebounds in three seasons... All-ACC selection who led the league in rebounding for three straight years, averaging 13.3 for his career.



**TOM RIKER (2009)
BASKETBALL • 1970-72**

Two-year letterwinner... a First-Team Associated Press All-American... once scored 42 points in an NCAA tournament game... averaged 19.6 points as a senior and 15.8 points during his career, scoring 1,343 points in three seasons.

**JOHN ROCHE (1979)
BASKETBALL • 1969-71**

Was a three-time All-American... his jersey, #11, was retired by USC... is the third-leading career scorer (1,910) and holds the second-highest career scoring average (22.5 ppg) at USC... is also the second-leading career free throw percentage shooter (.821)... lettered from 1969-71... was the first-round draft pick of the NBA Phoenix Suns in 1971... played professionally with the New York Nets in the ABA (1972-73), the ABA Kentucky Colonels (1973-74), the ABA Utah Stars (1975), the NBA Los Angeles Lakers (1976) and the NBA Denver Nuggets (1980-81)... played professionally in Italy in the late 1970s.

**BILL ROGERS (1969)
FOOTBALL • 1924-26;
BASEBALL • 1925-27
BASKETBALL • 1925-27**

Earned nine letters while lettering in three varsity sports at USC from 1924-27... played football under Coach Branch Bocock from 1924-26... the football squad compiled a 20-10 record in those three seasons and had three straight winning campaigns... in basketball, scored 345 points in 47 career games... led USC to a 33-16 combined record on the hardwood... scored a career-high 23 points in a win at Clemson... lettered three years in baseball under Coach Bocock.

**JIM SLAUGHTER (1975)
BASKETBALL • 1948-51**

Holds South Carolina's second-highest single-season rebound average (16.5 rpg), a mark he set in 1951... considered one of the school's top rebounders, though rebounding records were not kept until his senior season... selected All-American by the Helms Athletic Foundation in 1951... Gamecocks tallied 48-44 mark in his career... scored 1,521 points in 91 career games... averaged 17.3, 20.0 and 22.8 points, respectively, over his final three seasons... lettered 1948-49-50-51.

**JACK THOMPSON (1999)
BASKETBALL • 1966-68**

Outstanding point guard under Coach Frank McGuire... arguably the best passer in Gamecock basketball history... scored 686 points in 63 games of three-year varsity career for a 10.9 average... two-time Atlantic Coast Conference All-Tournament selection (1967 & '68)... second-team All-ACC 1967... two-time team captain (1967 & '68)... team record was 52-27 during his career... native of Brooklyn, N.Y... played professionally with Indiana Pacers in ABA.

**FREDDIE TOMPKINS (1967)
BASKETBALL • 1932-34**

Played in 38 career games and scored 509 points... led Gamecocks to a 17-2 mark and the SC Championship in 1932-33 and an 18-1 record (best winning percentage in school history - .947) in 1933-34... scored 13 points against Pittsburgh (considered the nation's top team) in a 38-35 win to end the season... averaged 12.7 points as a junior and 14.1 points as a senior... was a forward... coached by Billy Laval.

**GRADY WALLACE (1968)
BASKETBALL • 1956-57**

Named All-America in 1957... was the national scoring champion in 1957 with a 31.3 ppg average... holds the school record for career scoring average (28.0 ppg), the school mark for a single-season average, and the second-best mark for career rebound average (12.8 rpg)... his jersey #42, was the first to be retired at South Carolina... lettered in 1955-56 and 1956-57... scored 54 points vs. Georgia in 1957.

**MELVIN WATSON (2011)
BASKETBALL • 1994-98**

Three-time All-SEC basketball player... earned third-team honors in 1996, was a first-team selection 1997, and a second-team honoree in 1998... still ranks as Carolina's all-time leader in games started (116) along with teammate BJ McKie, while ranking first in career assists (543) and fourth in steals (194)... led the team in assists in all four of his seasons... ranks 14th all-time in South Carolina history with 1,424 points... South Carolina averaged 19 wins per season during his four-year career.

**ART WHISNANT (2001)
BASKETBALL • 1959-62**

At six feet four, Whisnant more than held his own against much larger centers... three-time All-Atlantic Coast Conference, first team 1962, second team 1960-61... ACC All-Tournament team 1961-62... averaged 19.1 points in 79 games over three varsity seasons... claimed 723 rebounds... his 1,505 career points ranks in top 10 on all-time list... attempted a record 880 career free throws (more than 10 per game), made 567... consistent scorer throughout career averaging 17.0 points per game as a sophomore, 19.1 as a junior and 21.0 as a senior.

**BRIAN WINTERS (2008)
BASKETBALL • 1972-74**

Starred for Coach Frank McGuire, scoring 1,079 points despite being hampered by injuries and mononucleosis... known as a smooth-as-silk clutch performer who was deadly from long range, also became very adept at heaving the ball from his own baseline to a teammate breaking under the opponent's basket... drafted by the Los Angeles Lakers, Winters was traded to the Milwaukee Bucks for Kareem Abdul-Jabbar... became a scoring machine in Milwaukee and had his jersey retired by the NBA franchise.



Two former Gamecocks are members of the Naismith Memorial Basketball Hall of Fame



COACH FRANK MCGUIRE
(INDUCTED IN 1977)

- Coached at South Carolina from 1965-80
- Is the all-time winningest coach in Carolina history with 283 victories; Compiled a 283-142 record in 16 seasons, a .667 winning percentage
- Led the Gamecocks to four consecutive NCAA Tournament appearances (1971-74) and six postseason appearances in seven seasons (1969, 1971-75) including the NIT
- Led the 1971 Carolina squad to the Atlantic Coast Conference title with a 52-51 victory over North Carolina in the ACC Tournament championship game
- Led the 1970 Carolina squad to one of the best seasons in history with a 25-3 record and 14-0 mark in the ACC
- Amassed 550 career victories in coaching stints at St. John's, North Carolina and South Carolina. Led the 1957 North Carolina squad to the National Championship
- Was instrumental in the growth of basketball in the Palmetto State




ALEX ENGLISH
(INDUCTED IN 1997)

- Is the most decorated player in Carolina basketball history as he started in every USC game over his four-year career (111) between 1973-76
- Is second behind BJ McKie on the South Carolina all-time scoring list with 1,972 career points
- Was a 1975 All-American and Independent All-American
- Is one of five Carolina players to eclipse the century mark in points and rebounds (1,064)
- Is the South Carolina all-time leader in minutes played (4,113), field goals made (855), is second in scoring, field goals attempted (1,590) and is third in blocked shots per game (2.07), games started and blocked shots (230)
- Had a spectacular career in the NBA; Jersey, No. 2, retired by Denver in March, 1993
- 25,343 career points, 15 seasons and in 1193 career regular-season contests; Finished with 6,538 career rebounds (5.5 rpg) and 4,351 assists (3.6 apg)
- Played in eight NBA All-Star games
- Scored more points in the 1980s than any other NBA player
- Led the NBA with 28.4 ppg during 1982-83 season
- Scored 2,000 or more points an amazing eight times, averaging at least 20 points a game for 10 consecutive seasons (1980-89)
- Top average was 1985-86 season (29.8), a year that saw the Nuggets advance to the NBA Western Conference Finals
- Also played for Milwaukee, Indiana and Dallas



1,000 POINT CLUB




2,119

BJ MCKIE

•• *GUARD, 6-2, 190, COLUMBIA, S.C.*

SEASON	G	FIELD GOALS	PCT.	FREE THROWS	PCT.	PTS.	AVG.
1995-96	31	147-315	.467	141-185	.762	478	15.4
1996-97	32	164-355	.462	166-219	.758	556	17.4
1997-98	31	160-365	.438	205-262	.782	584	18.8
1998-99	29	145-353	.411	160-207	.773	501	17.3
TOTALS	123	616-1388	.444	672-873	.770	2119	17.2




1,972

ALEX ENGLISH

•• *FORWARD, 6-8, 190, COLUMBIA, S.C.*

SEASON	G	FIELD GOALS	PCT.	FREE THROWS	PCT.	PTS.	AVG.
1972-73	29	189-368	.514	44-70	.629	422	14.6
1973-74	27	209-395	.529	75-112	.670	493	18.3
1974-75	28	199-359	.554	49-77	.636	447	16.0
1975-76	27	258-468	.551	94-134	.701	610	22.6
TOTALS	111	855-1590	.538	262-393	.667	1972	17.8




1,941

SINDARIUS THORNWELL

•• *GUARD, 6-5, 211, LANCASTER, S.C.*

SEASON	G	FIELD GOALS	PCT.	FREE THROWS	PCT.	PTS.	AVG.
2013-14	34	143-370	.386	131-178	.736	454	13.4
2014-15	33	114-335	.340	101-141	.716	367	11.1
2015-16	34	144-377	.382	123-161	.764	457	13.4
2016-17	31	195-439	.444	215-259	.830	663	21.4
TOTALS	132	596-1521	.391	570-739	.771	1941	14.7



1,910

JOHN ROCHE

•• *GUARD, 6-3, 180, NEW YORK, N.Y.*

SEASON	G	FIELD GOALS	PCT.	FREE THROWS	PCT.	PTS.	AVG.
1968-69	28	239-507	.471	184-226	.814	662	23.6
1969-70	28	222-469	.473	179-216	.829	623	22.3
1970-71	29	205-493	.416	215-262	.821	625	21.6
TOTALS	85	666-1469	.453	578-704	.821	1910	22.5




1,901

DEVAN DOWNEY

•• *GUARD, 5-9, 170, CHESTER, S.C.*

SEASON	G	FIELD GOALS	PCT.	FREE THROWS	PCT.	PTS.	AVG.
2007-08	32	218-515	.423	99-135	.733	588	18.4
2008-09	31	231-527	.438	100-134	.746	614	19.8
2009-10	31	237-592	.400	156-187	.834	699	22.5
TOTAL	94	686-1,634	.419	355-456	.779	1,901	20.2




1,745

JIMMY FOSTER

•• FORWARD, 6-8, 220, GREENVILLE, S.C.

SEASON	G	FIELD GOALS	PCT.	FREE THROWS	PCT.	PTS.	AVG.
1980-81	27	149-257	.580	86-173	.497	384	14.2
1981-82	20	126-213	.592	56-116	.483	308	15.4
1982-83	31	203-332	.611	129-242	.533	535	17.3
1983-84	28	200-336	.595	118-239	.494	518	18.5
TOTALS	106	678-1138	.596	389-770	.505	1745	16.5




1,586

MIKE DUNLEAVY

•• GUARD, 6-2, 175, BROOKLYN, N.Y.

SEASON	G	FIELD GOALS	PCT.	FREE THROWS	PCT.	PTS.	AVG.
1972-73	29	122-236	.517	59-72	.819	303	10.4
1973-74	27	167-369	.453	97-116	.836	431	16.0
1974-75	28	182-368	.494	91-119	.765	455	16.3
1975-76	27	144-297	.485	109-139	.784	397	14.7
TOTALS	111	615-1270	.484	356-446	.798	1586	14.3




1,541

CARLOS POWELL

•• FORWARD, 6-7, 220, FLORENCE, S.C.

SEASON	G	FIELD GOALS	PCT.	FREE THROWS	PCT.	PTS.	AVG.
2001-02	37	88-192	.458	41-61	.672	232	6.3
2002-03	28	135-305	.443	53-76	.697	353	12.6
2003-04	34	165-369	.447	66-106	.623	416	12.2
2004-05	33	212-400	.530	110-161	.683	540	16.4
TOTALS	132	600-1266	.474	270-404	.668	1541	11.7



1,521

JIM SLAUGHTER

•• CENTER, 6-11, 200, ROANOKE, VA.

SEASON	G	FIELD GOALS	PCT.	FREE THROWS	PCT.	PTS.	AVG.
1947-48	23	52-		46-77	.597	150	6.5
1948-49	22	154-		73-113	.646	381	17.3
1949-50	21	167-		87-142	.613	421	20.0
1950-51	25	222-458	.483	125-208	.600	569	22.8
TOTALS	91	595-		331-540	.613	1521	16.7




1,505

ART WHISNANT

•• FORWARD/CENTER, 6-4, 210, ICARD, N.C.

SEASON	G	FIELD GOALS	PCT.	FREE THROWS	PCT.	PTS.	AVG.
1959-60	26	143-395	.362	155-273	.568	441	17.0
1960-61	26	149-382	.390	199-296	.675	497	19.1
1961-62	27	177-380	.465	213-311	.685	567	21.0
TOTALS	79	469-1157	.405	567-880	.644	1505	19.0




1,488

TRE' KELLEY

•• *GUARD, 6-0, 188, WASHINGTON, D.C.*

SEASON	G	FIELD GOALS	PCT.	FREE THROWS	PCT.	PTS.	AVG.
2003-04	34	58-146	.397	42-61	.689	172	5.1
2004-05	33	104-240	.433	56-95	.589	295	8.9
2005-06	38	166-398	.417	75-98	.765	474	12.5
2006-07	29	198-454	.436	96-120	.800	547	12.9
TOTALS	134	526-1238	.425	269-374	.179	1488	11.1




1,456

GRADY WALLACE

•• *FORWARD, 6-5, 165, MARE CREEK, KY.*

SEASON	G	FIELD GOALS	PCT.	FREE THROWS	PCT.	PTS.	AVG.
1955-56	23	217-484	.448	116-153	.758	550	23.9
1956-57	29	336-803	.418	234-303	.772	906	31.3
TOTALS	52	553-1287	.430	350-456	.768	1456	28.0



1,445

TERRY DOZIER

•• *FORWARD, 6-9, 210, BALTIMORE, MD.*

SEASON	G	FIELD GOALS	PCT.	FREE THROWS	PCT.	PTS.	AVG.
1985-86	17	92-194	.474	50-64	.781	234	13.8
1986-87	29	188-388	.485	105-129	.814	492	17.0
1987-88	28	153-307	.498	59-89	.663	374	13.4
1988-89	30	127-284	.447	85-112	.759	345	11.5
TOTALS	104	560-1173	.477	299-394	.759	1445	13.9




1,439

JO JO ENGLISH

•• *GUARD, 6-4, 205, COLUMBIA, S.C.*

SEASON	G	FIELD GOALS	PCT.	FREE THROWS	PCT.	PTS.	AVG.
1988-89	28	43-102	.422	17-29	.586	105	3.8
1989-90	27	155-317	.489	67-107	.626	412	15.3
1990-91	33	174-377	.462	92-125	.736	496	15.0
1991-92	27	159-370	.430	62-100	.620	426	15.8
TOTALS	115	527-1166	.452	238-361	.659	1439	12.5



1,424

MELVIN WATSON

•• *GUARD, 6-1, 195, CHARLESTON, S.C.*

SEASON	G	FIELD GOALS	PCT.	FREE THROWS	PCT.	PTS.	AVG.
1994-95	27	128-316	.405	73-119	.613	361	13.4
1995-96	31	140-311	.450	71-96	.740	379	12.2
1996-97	31	115-296	.389	83-127	.654	342	11.0
1997-98	30	122-307	.397	62-81	.765	342	11.4
TOTALS	119	505-1230	.411	289-423	.683	1424	12.0




1,409

DUANE NOTICE

•• *GUARD, 6-2, 225, TORONTO, CANADA*

SEASON	G	FIELD GOALS	PCT.	FREE THROWS	PCT.	PTS.	AVG.
2013-14	34	90-237	.380	78-116	.672	279	8.2
2014-15	33	127-337	.377	72-91	.791	387	11.7
2015-16	34	115-296	.389	68-91	.747	366	10.8
2016-17	37	122-311	.392	64-95	.674	377	10.2
TOTALS	138	454-1181	.384	282-393	.717	1409	10.2




1,400

KEVIN JOYCE

•• *GUARD, 6-3, 190, MERRICK, N.Y.*

SEASON	G	FIELD GOALS	PCT.	FREE THROWS	PCT.	PTS.	AVG.
1970-71	23	109-223	.489	60-72	.833	278	12.1
1971-72	29	180-394	.457	170-216	.787	530	18.3
1972-73	29	220-508	.433	152-182	.835	592	20.4
TOTALS	81	509-1125	.452	382-470	.813	1400	17.




1,383

ZAM FREDRICK

•• *GUARD, 6-2, 180, ST. MATTHEWS, S.C.*

SEASON	G	FIELD GOALS	PCT.	FREE THROWS	PCT.	PTS.	AVG.
1977-78	20	15-39	.385	7-10	.700	37	1.9
1978-79	27	164-338	.485	48-67	.716	376	13.9
1979-80	27	82-207	.396	25-41	.610	189	7.0
1980-81	27	300-591	.508	181-223	.812	781	28.9
TOTALS	101	561-1175	.479	261-341	.765	1383	13.7




1,360

MIKE DOYLE

•• *GUARD/FORWARD, 6-5, 195, THE BRONX, N.Y.*

SEASON	G	FIELD GOALS	PCT.	FREE THROWS	PCT.	PTS.	AVG.
1976-77	25	82-194	.423	58-73	.793	222	8.9
1977-78	28	147-289	.509	90-133	.677	384	13.7
1978-79	27	163-330	.494	87-125	.696	413	15.3
1979-80	27	124-263	.471	93-110	.845	341	12.6
TOTALS	107	516-1076	.480	328-441	.744	1360	12.7




1,345

NATE DAVIS

•• *FORWARD, 6-4, 190, COLUMBIA, S.C.*

SEASON	G	FIELD GOALS	PCT.	FREE THROWS	PCT.	PTS.	AVG.
1973-74	27	80-160	.500	23-33	.697	183	6.8
1974-75	28	145-282	.514	36-48	.750	326	11.6
1975-76	27	194-387	.501	41-55	.745	429	15.9
1976-77	26	178-384	.464	51-69	.739	407	15.7
TOTALS	108	597-1213	.492	151-205	.737	1345	12.5




1,343

TOM RIKER

•• *CENTER/FORWARD, 6-10, 225, HICKSVILLE, N.Y.*

SEASON	G	FIELD GOALS	PCT.	FREE THROWS	PCT.	PTS.	AVG.
1969-70	28	143-277	.516	101-151	.669	387	13.8
1970-71	29	148-313	.473	110-173	.636	406	14.0
1971-72	28	208-375	.555	134-187	.716	550	19.6
TOTALS	85	499-965	.517	345-511	.675	1343	15.8




1,325

TOM OWENS

•• *FORWARD, 6-10, 223, THE BRONX, N.Y.*

SEASON	G	FIELD GOALS	PCT.	FREE THROWS	PCT.	PTS.	AVG.
1968-69	28	177-337	.525	106-170	.624	460	16.4
1969-70	28	174-359	.485	96-151	.636	444	15.9
1970-71	28	152-308	.494	117-173	.676	421	15.0
TOTALS	84	503-1004	.501	319-494	.646	1325	15.8

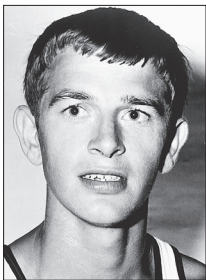


1,295

JAMIE WATSON

•• *GUARD/FORWARD, 6-7, 210, ELM CITY, N.C.*

SEASON	G	FIELD GOALS	PCT.	FREE THROWS	PCT.	PTS.	AVG.
1990-91	33	81-193	.420	25-44	.568	197	6.0
1991-92	28	92-209	.440	22-42	.524	211	7.5
1992-93	27	159-345	.461	70-109	.642	397	14.7
1993-94	27	185-403	.459	91-135	.674	490	18.1
TOTALS	115	516-1148	.449	208-330	.630	1295	11.3



1,256

RONNIE COLLINS

•• *FORWARD, 6-3, 175, WINNSBORO, S.C.*

SEASON	G	FIELD GOALS	PCT.	FREE THROWS	PCT.	PTS.	AVG.
1961-62	27	112-251	.445	84-95	.882	306	11.3
1962-63	23	133-303	.439	115-148	.777	381	16.6
1963-64	24	211-422	.500	147-189	.757	569	23.7
TOTALS	74	456-976	.467	346-432	.801	1256	17.




1,251

JOE SMITH

•• *FORWARD, 6-3, 185, LYMAN, S.C.*

SEASON	G	FIELD GOALS	PCT.	FREE THROWS	PCT.	PTS.	AVG.
1951-52	21	25-59	.451	11-24	.458	61	2.9
1952-53	24	132-360	.366	113-172	.677	377	15.7
1953-54	26	147-365	.402	137-234	.575	431	16.6
1954-55	26	146-363	.402	90-168	.535	382	14.7
TOTALS	97	450-1147	.396	351-598	.587	1251	12.8




1,250

LEE COLLINS

•• *CENTER, 6-6, LANCASTER, S.C.*

SEASON	G	FIELD GOALS	PCT.	FREE THROWS	PCT.	PTS.	AVG.
1952-53	17	21-67	.313	23-40	.575	65	3.8
1953-54	26	110-314	.350	112-146	.767	332	12.7
1954-55	27	155-391	.396	125-174	.718	435	16.1
1955-56	22	148-387	.382	122-162	.753	418	19.0
TOTALS	92	434-1159	.374	382-522	.732	1250	13.6




1,231

BARRY MANNING

•• *GUARD, 6-4, 205, COLUMBIA, S.C.*

SEASON	G	FIELD GOALS	PCT.	FREE THROWS	PCT.	PTS.	AVG.
1987-88	29	79-177	.446	22-38	.579	182	6.3
1988-89	30	154-298	.517	48-86	.558	360	12.0
1989-90	4	23-44	.523	3-4	.750	55	13.8
1990-91	31	142-313	.454	75-122	.615	392	12.6
1991-92	27	93-222	.419	43-73	.589	242	9.0
TOTALS	121	491-1054	.466	191-323	.591	1231	10.2




1,209

SKIP HARLICKA

•• *GUARD, 6-1, 178, TRENTON, N.J.*

SEASON	G	FIELD GOALS	PCT.	FREE THROWS	PCT.	PTS.	AVG.
1965-66	24	134-322	.404	76-108	.704	344	14.3
1966-67	23	150-308	.487	48-72	.667	385	16.7
1967-68	22	198-392	.505	84-122	.689	480	21.8
TOTALS	69	482-1022	.472	208-302	.689	1209	17.5




1,204

TARENCE KINSEY

•• *FORWARD, 6-6, 189, TAMPA, FLA.*

SEASON	G	FIELD GOALS	PCT.	FREE THROWS	PCT.	PTS.	AVG.
2002-03	20	18-50	.360	6-16	.375	43	2.2
2003-04	33	98-244	.402	56-80	.700	273	8.3
2004-05	32	99-251	.394	52-78	.667	286	8.9
2005-06	38	209-461	.453	113-134	.843	602	15.8
TOTALS	123	424-1006	.421	227-308	.737	1204	9.8



1,192

MICHAEL FOSTER

•• *GUARD, 6-2, 175, GREENSBORO, N.C.*

SEASON	G	FIELD GOALS	PCT.	FREE THROWS	PCT.	PTS.	AVG.
1983-84	28	70-174	.402	63-94	.670	203	7.3
1984-85	28	82-171	.480	68-92	.739	232	8.3
1985-86	28	128-255	.502	81-98	.827	337	12.0
1986-87	26	143-309	.463	95-112	.848	420	16.2
TOTALS	110	423-909	.465	308-396	.778	1192	10.8




1,143

MICHAEL CARRERA

•• FORWARD, 6-5, 214, ANZOÁTEGUI, VENEZUELA

SEASON	G	FIELD GOALS	PCT.	FREE THROWS	PCT.	PTS.	AVG.
2012-13	27	89-201	.443	83-112	.741	268	9.9
2013-14	33	64-169	.379	63-100	.630	198	6.0
2014-15	30	70-167	.419	62-88	.705	214	7.1
2015-16	32	145-323	.449	122-162	.753	463	14.5
TOTALS	122	368-860	.428	330-462	.714	1143	9.4



1,142

JOE RHETT

•• FORWARD, 6-8, 215, COLUMBIA, S.C.

SEASON	G	FIELD GOALS	PCT.	FREE THROWS	PCT.	PTS.	AVG.
1988-89	30	89-158	.563	35-50	.700	214	7.1
1989-90	22	98-202	.485	46-67	.687	243	11.0
1990-91	33	171-318	.538	73-125	.584	416	12.6
1991-92	16	114-210	.543	41-71	.577	269	16.8
TOTALS	101	472-890	.530	195-313	.623	1142	11.3



1,108

JAMEL BRADLEY

•• GUARD, 6-2, 170, BECKLEY, W.VA.

SEASON	G	FIELD GOALS	PCT.	FREE THROWS	PCT.	PTS.	AVG.
1998-99	23	20-52	.385	4-6	.667	56	2.4
1999-00	31	69-161	.429	26-30	.867	223	7.2
2000-01	30	111-290	.383	47-62	.758	345	11.5
2001-02	37	163-384	.424	41-60	.683	484	13.1
TOTALS	121	363-887	.409	118-158	.747	1108	9.2



1,104

RAY PERICOLA

•• GUARD, 6-2, 195, UNION CITY, N.J.

SEASON	G	FIELD GOALS	PCT.	FREE THROWS	PCT.	PTS.	AVG.
1956-57	29	166-416	.400	102-161	.634	434	15.0
1957-58	24	131-318	.412	101-146	.691	363	15.1
1958-59	24	100-269	.371	107-156	.685	307	12.8
TOTALS	77	397-1003	.396	319-463	.670	1104	14.3




1,082

HENRY MARTIN

•• GUARD, 5-9, 165, COLUMBIA, S.C.

SEASON	G	FIELD GOALS	PCT.	FREE THROWS	PCT.	PTS.	AVG.
1942-43	19	83-		26-68	.382	192	10.1
1946-47	25	120-		40-67	.597	280	11.2
1947-48	23	107-		34-66	.515	248	10.8
1948-49	22	139-		74-105	.705	362	16.0
TOTALS	89	449-		174-306	.568	1082	12.2



1,079

BRIAN WINTERS

•• FORWARD, 6-5, 185, ROCKAWAY PARK, N.Y.

SEASON	G	FIELD GOALS	PCT.	FREE THROWS	PCT.	PTS.	AVG.
1971-72	29	90-175	.514	60-71	.845	240	8.3
1972-73	26	102-258	.465	59-81	.728	299	11.5
1973-74	27	299-446	.513	82-100	.820	540	20.0
TOTALS	82	438-879	.499	201-252	.798	1079	13.2



1,068

LARRY DAVIS

•• GUARD, 6-3, 190, DENMARK, S.C.

SEASON	G	FIELD GOALS	PCT.	FREE THROWS	PCT.	PTS.	AVG.
1995-96	31	183-407	.450	113-146	.774	557	18.0
1996-97	32	159-349	.456	119-148	.804	511	16.0
TOTALS	63	342-756	.452	232-294	.789	1068	17.0




1,067

CHUCK EIDSON

•• GUARD, 6-7, 205, SUMMERVILLE, S.C.

SEASON	G	FIELD GOALS	PCT.	FREE THROWS	PCT.	PTS.	AVG.
1999-00	32	109-257	.424	45-78	.577	291	9.1
2000-01	15	45-140	.321	36-49	.735	135	9.0
2001-02	37	109-277	.394	74-97	.763	325	8.8
2002-03	28	104-241	.436	81-99	.818	316	11.3
TOTAL	112	368-915	.402	236-323	.731	1067	9.5



1,065

CEDRICK HORDGES

•• FORWARD, 6-8, 220, MONTGOMERY, ALA.

SEASON	G	FIELD GOALS	PCT.	FREE THROWS	PCT.	PTS.	AVG.
1978-79	27	211-408	.517	106-167	.635	528	19.6
1979-80	27	223-393	.567	91-158	.576	537	19.9
TOTALS	54	434-801	.542	197-325	.606	1065	19.7




1,044

AARON LUCAS

•• GUARD, 5-11, 185, COLUMBIA, S.C.

SEASON	G	FIELD GOALS	PCT.	FREE THROWS	PCT.	PTS.	AVG.
1998-99	29	62-222	.279	18-34	.529	165	5.7
1999-00	28	67-180	.372	40-58	.690	197	7.0
2000-01	29	94-223	.422	86-122	.705	299	10.3
2001-02	37	131-317	.413	77-116	.664	383	10.4
TOTALS	123	354-780	.453	221-330	.670	1044	14.3




1,044

SCOTTI WARD

•• *GUARD, 6-1, 175, VALPARAISO, IND.*

SEASON	G	FIELD GOALS	PCT.	FREE THROWS	PCT.	PTS.	AVG.
1960-61	26	147-381	.386	69-88	.784	375	14.4
1961-62	23	107-268	.399	32-38	.842	247	10.7
1962-63	24	152-387	.393	118-136	.868	422	17.6
TOTALS	73	406-1036	.392	219-262	.836	1044	14.3




1,040

DARRYL MARTIN

•• *FORWARD/CENTER, 6-7, 200, COLUMBIA, S.C.*

SEASON	G	FIELD GOALS	PCT.	FREE THROWS	PCT.	PTS.	AVG.
1985-86	28	118-255	.463	78-100	.780	314	11.2
1986-87	29	161-271	.557	92-125	.736	394	13.6
1987-88	29	136-259	.525	60-76	.789	332	11.4
TOTALS	86	405-785	.516	230-301	.764	1040	12.1




1,027

JACK GILLOON

•• *GUARD, 6-0, 160, WEST NEW YORK, N.J.*

SEASON	G	FIELD GOALS	PCT.	FREE THROWS	PCT.	PTS.	AVG.
1974-75	28	76-227	.335	41-57	.719	193	6.9
1975-76	24	85-199	.427	49-64	.766	219	9.1
1976-77	26	100-253	.395	51-72	.708	251	9.7
1977-78	27	138-300	.460	88-116	.759	364	13.5
TOTALS	105	399-979	.408	229-309	.741	1027	9.8




1,023

CHRIS SILVA

•• *GUARD, 6-0, 160, WEST NEW YORK, N.J.*

SEASON	G	FIELD GOALS	PCT.	FREE THROWS	PCT.	PTS.	AVG.
2015-16	32	53-110	.482	67-110	.609	173	5.4
2016-17	37	122-233	.524	134-179	.749	378	10.2
2017-18	33	127-272	.467	213-283	.753	472	14.3
TOTALS	102	302-615	.491	414-572	.724	1023	10.0



1,013

DOMINIQUE ARCHIE

•• *FORWARD, 6-7, 216, AUGUSTA, GA.*

SEASON	G	FIELD GOALS	PCT.	FREE THROWS	PCT.	PTS.	AVG.
2006-07	30	104-191	.544	46-70	.657	265	8.8
2007-08	32	131-266	.492	53-79	.671	339	10.6
2008-09	31	125-246	.508	66-104	.635	337	10.9
2009-10	5	24-45	.533	18-22	.818	72	14.4
TOTAL	98	384-748	.513	183-275	.665	1,013	10.3




1,000 REBOUND CLUB



1,159 LEE COLLINS

•• CENTER, 6-6, LANCASTER, S.C.


SEASON	G	REBOUNDS	AVG.
1952-53	17	51	3.0
1953-54	26	270	10.3
1954-55	27	434	16.1
1955-56	23	404	17.6
TOTALS	93	1159	12.5



1,116 TOM OWENS

•• FORWARD, 6-10, 223, THE BRONX, N.Y.

SEASON	G	REBOUNDS	AVG.
1968-69	28	363	13.0
1969-70	28	393	14.0
1970-71	28	360	12.9
TOTALS	84	1116	13.3



1,064 ALEX ENGLISH

•• FORWARD, 6-8, 190, COLUMBIA, S.C.


SEASON	G	REBOUNDS	AVG.
1972-73	29	306	10.6
1973-74	27	237	8.8
1974-75	28	244	8.7
1975-76	27	277	10.3
TOTALS	111	1064	9.6



1,001 JOE SMITH

•• FORWARD, 6-3, 185, LYMAN, S.C.


SEASON	G	REBOUNDS	AVG.
1951-52	21	106	4.8
1952-53	24	310	12.9
1953-54	26	306	11.5
1954-55	29	279	10.7
TOTALS	97	1001	10.3



1,000 JIMMY FOSTER

•• FORWARD, 6-8, 220, GREENVILLE, S.C.


SEASON	G	REBOUNDS	AVG.
1980-81	27	296	11.0
1981-82	20	166	8.3
1982-83	31	275	8.9
1983-84	28	263	9.4
TOTALS	106	1000	9.4



TOM OWENS COLLECTED 1,116 REBOUNDS DURING HIS TIME AT SOUTH CAROLINA




ALL-TIME COACHES



NEIL DOUGHERTY




WALT HAMBRICK



RAY JONES




DWANE MORRISON



DAVE ODOM



EDDIE PAYNE



TUBBY SMITH



BOB STEVENS



DON WALSH



FRANK MARTIN

A
Anderson, Dick (Head 1946)

B
Berry, Neil (Graduate Assistant 2009, Assistant 2010-2012)
Blackburn, John (Assistant 1941)
Black, Jimmy (Assistant 1991)
Blatt, Greg (Assistant 1976-78)
Bocock, Branch (Head 1925-27)
Boynton, Mike Jr. (Assistant 2009-2012)
Brown, J.H. (Head 1909)
Bunton, Cypheus (Assistant 2009-2010, 2011-2012)

C
Callahan, Rick (Assistant 1994-2001)
Cherry, Scott (Assistant 2009)
Clark, Perry (Assistant, 2013-present)
Cooper, John (Assistant 1996-2001)
Crawford, Jack (Head 1923-24)
Cremins, Bobby (Assistant 1974-75; Graduate Assistant 1973)

D
Driver, James (Head 1912-13)
Dooley, Joe (Assistant 1991; Graduate Assistant 1989-90)
Dougherty, Neil (Assistant 1994-95)
Duckett, Rick (Assistant 1986, 2002-2008)

E
Early, Orlando (Assistant, 2010-2011)
Ellerbe, Brian (Assistant 1990)
Enright, Rex (Head 1943)
Evans, Lamont (Asst., 2012-2016)

F
Farrell, Charles (Head 1916)
Felton, George (Head 1987-91)
Figger, Matt (Assistant, 2012-13 Assoc. HC, 2013-2017)
Findley, Henry (Head 1944)
Fogler, Eddie (Head 1994-2001)
Foster, Bill (Head 1981-86)
Foster, Dixon (Head 1917-20)
Freeman, James A. (Buck) (Assistant 1965-73; Freshman 1965-68; Consultant 1974)

G
Greiner, Mark (Assistant 1987)

H
Hambrick, Walt (Head 1959; Assistant 1956-58, 61; Freshman 1956-58)
Henderson, Charlie (Assistant 1975-80; Graduate Assistant 1974-75)
Hill, L.W. (Head 1915)
Holland, James (Assistant 1992-93)
Horn, Darrin (Head 2008-2012)

J
Jobe, Ben (Assistant 1974-78)
Johnson, Frank (Head 1941-43; 46-58)
Jones, Ray (Assistant 1981-86)
Joyce, Kevin (Assistant 1979-80; Volunteer 1978)

K
Kanaskie, Kurt (Assistant 1981-85)

L
Lane, Brian (Assistant 1993)
Laval, Billy (Head 1933)
Lebo, Jeff (Assistant 1994-98)
Loving, Bill (Assistant 1968-73)

M
Martin, Frank (Head 2012-present)
Martin, Jose (Chuck) (Assistant 2017-present)
McGuire, Frank (Head 1965-80)
McMillan, Johnnie (Head 1945)
Metzger, Sol (Head 1921)
Monk, Danny (Assistant 1979-80)
Morris, Craig (Assistant 1992-93)
Morrison, Dwane (Assistant 1963-64; Head 1964; Freshman 1963-64)

N
Nestor, Ernie (Assistant 2002-03)
Newton, Steve (Head 1992-93)
Noe, Chuck (Head 1963-64)
Norman, A.W. (Rock) (Head 1929-32; 34-35)

O
Odom, Dave (Head 2001-2008)

P
Payne, Eddie (Assistant 1987-89; Associate Head 1990-91)
Petoskey, Ted (Head 1936-40)
Potosnak, Ken (Assistant 2005-2008)

R
Radebaugh, Barclay (Assistant 1999-2001)
Rigot, Scott (Graduate Assistant 1987; Assistant 1988-90)
Rosemond, Ken (Assistant 1959; Freshman 1959)

S
Sanderson, Barry (Assistant 2001-2008)
Scofield, F.E. (Head 1910)
Shingler, Bruce (Assistant, 2016-present)
Sims, Lana (Head 1922)
Smith, Orlando "Tubby" (Assistant 1987-89)
Stauffer, Gordon (Assistant 1960-62; Freshman 1960-62)
Steinwedel, Steve (Assistant 1981-85)
Stevens, Bob (Head 1960-62)
Stewart, Dick (Assistant 1986)
Stibler, Ken (Assistant 1965)
Stoney, A. Burnet (Head 1928)
Stokes, Ricky (Assistant 2003-2005)

U
Underwood, Brad (Assoc. HC, 2012-13)

V
Vernau, Bill (Student Assistant 1990; Graduate Assistant 1991-92)

W
Walsh, Don (Assistant 1966-75; Associate Head 1976-77)
Wenzel, Bob (Assistant 1981)



LETTERMEN

	YEARS	GAMES	PTS.
A			
Abboushi, Chris	1987	21	21
Abrams, Hollins	1923-24	27	10
Adair, Bryant	1931-32	18	36
Adams, Al	1947-48	47	483
Adams	1920		
Ahern, D.J.	1944	11	23
Allen, Gus	1919	9	2
Anderson, Dick	1940-41	36	82
Anderson, Lee	1957-58	6	2
Anderson, William	1916		
Alexander, Gene	1938-39-40	60	296
Archie, Dominique	2007-08-09-10	98	1,013
Ary, T.S.	1944	15	216
Atkins, Henry	1980-81	14	9
Augustus, Golie	1975-76-77-78	88	517
Aydlett, Rick	1970-71-72	84	652

B			
Baggott, Bob	1944	14	176
Baker, Dick	1923	10	0
Balkman, Renaldo	2004-05-06	104	771
Baniulis, Evaldas	2007-08-09-10	115	528
Barrett, Dave	1962	17	40
Beall, Ted	1918	13	0
Beatty, David	2018	29	86
Bedenbaugh, C.E.	1930-31	28	83

Berstein, Russ	1944	1	0
Bessoir, Billy	1981	23	47
Best, Mickey	1951-52	47	431
Blanton, TeMarcus	2016-17	29	40
Boineau, Ed	1931	8	32
Boling, C.M.	1909		
Bolo, Eugene	1946	16	21
Bolt, Wade	1909-10	3	4
Booker, Frank	2017-18	33	418
Bostick, Andy	1994-95	55	682
Boswell, Tom	1975	27	446
Bowen, R.L.	1915-16-17-18	45	478
Boynton, Mike, Jr.	2001-02-03-04	125	541
Bradley, Jamel	1999-00-01-02	121	1108
Brantley, Tom	1931	9	33
Breckenridge, John	1986-87-88-89	48	66
Brittain, Mike	1982-83-84-85	109	864
Brogdon, Henry	1942-43	29	134
Brooker, F	1914-16	22	108
Brown, Kerbrell	2003-04	60	483
Burkholder, Lynwood	1965-66-67	55	180
Burns	1915	8	6
Bynum, Terry	1993	26	159

C			
Cadray, Jo Jo	2000-01	9	5
Callahan, Mike	1958-59-60	74	963
Cantore, Phil	1943-44-47-48	74	531
Cantey, Willis	1936-37	19	22
Carlisle, Arthur	1996-97	49	151
Carnevale, Corkey	1968-69-70	39	30
Carrera, Michael	2013-14-15-16	122	1143
Carter, Mitchell	2007-08-09	34	27
Carver, Bob	1970-71-72	82	494
Cauthen, Jimmy	1957		
Chambers, David	2007	5	0
Chandler, Walter	1927-28-29	47	168
Chappell, John	2002-03-04-05	76	75
Chatkevicius, Laimonas	2013-14-15-16	123	890
Clark, L.N. (Monk)	1926-27-28	45	222
Clark, Pat	1969	4	0
Clauson, George	1951-52	32	50
Clements, Jim	1973-74	20	20
Clemmons, Calvin	2000-01	38	118
Coleman, Randy	1951-52	19	33
Coleman, W.A.	1949-50	50	152
Cobb, Eric	2016	24	27
Collins, Jimmy	1962-63-64	62	648
Collins, Lee	1953-54-55-56	92	1250
Collins, Ronnie	1962-63-64	74	1256
Collins, Tom	1954	9	22
Connaughton, Mark	1977-78-79-80	65	109
Conrad, Branden	2008-09	22	48
Constable, Austin	2013-14	7	0
Cooke, Malik	2011-12	61	663
Corchiani, Tommy	2017-18	7	0
Craig, Larry	1936	7	2
Craig, Tom	1932-35	24	74
Crain, Dean	1956-57	17	48
Crawford, John	1937	18	47
Cremins, Bobby	1968-69-70	77	589
Cribb, Keith	1949	21	41

Cox, Don	1950-51-52	70	627
Cox, Tommy	1973-74	35	42
Crockett	1919		
Cronin, Bud	1960-61-62	79	624
Cudd, Jason	2018	23	30

D			
Daly, Ned	1944	15	31
Danner, H.E.	1912-13-14-15	24	28
Darmody, Kevin	1980-81-82-83	109	663
Davis, Herbert Lee	1997-98-99-00	122	745
Davis, Larry	1996-97	63	1068
Davis, Nate	1974-75-76-77	108	1345
Day, Dwayne	2005-06-07-08	107	507
DeVaughn, J.R.	1931	15	32
Devlin, T.P.	1929	5	2
Dial, Larry	1958-59-60	47	161
Dillingham, Charles	1909		
DiRugieris, Eddie	1976	19	34
Doby, Raymond	2016	16	29
Donelan, Bill	1929	3	2
Douglas, Jack	1931-32	6	0
Downey, Devan	2008-09-10	94	1,901
Doyle, Mike	1977-78-79-80	107	1360
Dozier, Perry	1986-87-88	66	168
Dozier, PJ	2016-17	70	730
Dozier, Terry	1986-87-88-89	104	1445
Dunham, Earl	1941-42-43	53	191
Dunleavy, Kevin	1978-79-80-81	97	222
Dunleavy, Mike	1973-74-75-76	111	1586
DuPre, Buck	1939-40	30	78
DuPre, John	1930-31-32	50	208
Durham, Burl (Lit)	1937		
Durham, Earl (Big)	1937		

E			
Edwards, Forrest	1940	9	23
Edwards, Jim	1955		
Eggers, Stefan	1990-91-92	64	130
Eidson, Chuck	2000-01-02-03	112	1067
Ekimoff, Len	1947-48-50	76	164
Eleazer, Holmes	1938-39-40	49	67
Ellington, Bruce	2011-12-13-14	80	893
English, Alex	1973-74-75-76	111	1972
English, Jo Jo	1989-90-91-92	115	1439
Esterhay, Nick	1947	25	32
Evans, Carey	1991-92	16	4
Everett, Sheldon	2003-04	19	10

F			
Fair, Henry	1919	9	2
Fair, Heine	1926-27-28	52	394
Famouke-Doumbia, I.	2018	12	8
Fannin, Benny	1955-56	44	420
Farr, Ed	1931	1	0
Farr, Jim	1926-27-28	39	120
Farrell, Charlie	1914-15-16	28	57
Farrell, Charlie	1965-66	36	90
Farell, Tom	1967	14	79
Fayonski, Harry	1921	13	14
Felder, Rakym	2017	36	202



DOMINIQUE ARCHIE




Felter, Bob	1967	15	47
Felton, George	1974-75	5	0
Fennell, Jack	1936	12	21
Fitzmaurice, B.	1912	3	0
Fitzmaurice, George	1916	3	0
Floyd, Buck	1923	10	4
Fox, Jim	1964-65	36	456
Foot, Warren	1946	20	142
Formanek, George	1994-95-96-98	71	96
Foster, Jimmy	1981-82-83-84	106	1745
Foster, Michael	1984-85-86-87	110	1192
Foy, Z.L.	1918-19-20-21	51	184
Franklin, Waide	1993	25	159
Frantz, Bob	1958-59-60	66	379
Fredrick, Zam	1978-79-80-81	101	1383
Fredrick, Zam III	2008-09	63	954
Freeman, Harry	1931	14	47

G

Gainey, Jim	1952-53	24	106
Gallman, William	1996-97-98-99	117	734
Galloway, Ramon	2010-11	61	565
Gasque, John	1922-23-24	42	124
Gause, Bill	1976-77	32	53
Geathers, Carlton	2012	28	28
Gerald, Jarod	2003	25	9
Giles, Bobby	1943-46-47	58	214
Gill, Anthony	2012	31	236
Gilloon, Jack	1975-76-77-78	105	1027
Glover, Michael	1988-89-90-91	112	468
Gobbi, Kevin	1987	1	2
Godfrey, Wayne	1957-58	8	22
Goldsmith, Paul	1954	26	94
Gonner, Josh	2004-05	64	658
Goodroe, Don	1957	22	93
Gooding, Hank	1934-35	42	160
Gorgrant, Bob	1966-67	28	52
Gorsage, John	1963-64-65	61	136
Gould, Terry	1987-88	58	265
Grabenstetter, Max	1961	16	32
Granger, Joe	1956	10	9
Grant, Antonio	1998-99-00-01	119	822
Gravett, Hassani	2017-18	65	335
Gray, Chad	2007-08	33	68
Graziano, Jimmy	1977-78-79-80	89	750
Green, Sydney	1928-29	10	2
Greene, Norm	1993-94	37	73
Greenfield, A.M.	1912	3	0
Gregor, Gary	1965, 1967-68	54	843
Gregory, Jamall	2016	20	34
Greiner, Mark	1973-74-75-76	99	278
Grevey, Bryan	1976-77	27	35
Grich, Rich	1963-64	29	39
Grimes, Billy	1970-72	16	10
Gueye, Khadim	2017-18	45	11

H

Haase, Felipe	2018	33	192
Hall, Emmett	1993-94	55	821
Halsall, Walter (Mouse)	1943	2	0



JO JO ENGLISH

Hamer, J.D.	1910	1	0
Hampton, Frank	1919		
Hanahan, M.L.	1912-13-14	15	52
Haney, Bob	1961-62-63	73	449
Harlicka, Jules (Skip)	1966-67-68	69	1209
Harris, Damontre	2011-12	60	318
Hart, George	1934	21	23
Hartry, Melvin	1992	10	18
Harty, Steve	1978-79	32	36
Hatchell, A.B.	1929-30	13	8
Hawthorne, Jimmy	1982-83-84-85	113	792
Henderson, Dana	1933-34-35	60	748
Henderson, Oscar	1909		
Henry, Demetrius	2014	34	135
Henson, Lucian	1937-38	19	30
Hilton, Karlton	1977-78	54	442
Hinson, Evan	2017-18	31	72
Hofferth, Tom	1952-53-54-55	101	943
Hoffman, Kevin	1987-88	10	10
Hoffman, Richie	1957-58	53	493
Holcombe, Buster	1926-27-28	38	375
Holden, Kory	2018	14	47
Holland, Steve	1986	32	85
Holliman, Jarrell	2016-17	19	8
Holman, Marion	1931		
Holmes, Kenny	1981-82-83	87	834
Holmes, Michael	2008-09	61	590
Hordges, Cedrick	1979-80	54	1065
Horne, Bob	1981	7	8
Hoskins, Shannon	1993	21	86
House, Howard (Joe)	1945	24	222
Howell, Ivan	2000-02-03-04	56	109
Howell, Rolando	2001-02-03-04	102	970
Hudson, Bury	1959-60	43	208
Hudson, John	1988-89	59	837
Hudson, Walt	1959-60	62	442
Hufford, Jack	1953-54-55	70	545
Hughey, Curran	1930-31-32	39	38
Hutto, Tom	1937-38-39	58	515
Hymson, Junie	1939-40-41	62	260

I

Ignjatovic, Obrad	1990-91-93	56	85
-------------------	------------	----	----

J

Jackson, J.B.	1909	2	2
Jackson, Lakeem	2010-11-12-13	120	766
James, Bernard	1935-36-37	58	301
James, Keith	1985-86	56	652
Jasciewicz, Alex	1924	8	0
Jayroe, Perry	1909-10	3	8
Jefferson, Johndre	2010-11	54	113
Jergenson, Brad	1981-82-83-84	115	945
Johnson, Bob	1935-36-37	18	102
Johnson, Leonard	1996-97-98-99	122	466
Johnson, Ronnie	1959-60-61	62	644
Johnson, Tyrone	2014-15	49	494
Joneliunas, Paulius	2004	13	8
Jones, Jack	1945		
Jordan, Butch	1964	13	4
Joyce, Kevin	1971-72-73	81	1400

K

Kanan, Leonard	1940	18	71
Kanuck, George	1938-39	39	60
Kacinas, Mindaugas	2013-14-15-16	132	879
Kelley, Tre'	2004-05-06-07	134	1488
Keita, Sedee	2017	29	32
Kendall, Duane	1982-83-85-86	108	632
Kickey, Al (Skip)	1966-67-68	43	111
Killingsworth, Bob	1931-32-33	27	57
Kinard, C.C.	1909-10	1	0
Kinloch, Damien	1999-00	60	188
Kinsey, Tarence	2003-04-05-6	123	1204
Kitchens, Estes	1948	32	48
Kitchings, Tony	2000-01-02-03	121	969
Kite, Shirley (Red)	1945	17	31
Klitenic, Stu	1974-75-76-77	73	188
Knight, J. Arthur	1910-11		
Konare, Issa	2002	17	17
Konate, Osumane	2006	13	14
Kotsar, Maik	2017-18	70	478
Kraft, Travis	2000-01	29	106

L

Laird, Joe	1961	19	5
Lamar, Billy	1926-27-28	21	32
Land, Jon	2002-04-05	24	12
Latorre, John (Lip)	1951	3	6
Laurie, Vic	1933-34-35	56	245
Leighton, B.	1944	9	8
Lentz, Fred	1957-58-59	70	414
Leonard, Damien	2012-13	59	324
Leso, Chris	1990-91-92-93	116	592
Lewis, Derrick	1985	19	56
Lillard, Bud	1929-30	25	71
Lillard, Joe	1924-25	32	222
Lillis, Ed	1923	10	4
Lipscomb, Guy	1936-37-38	48	263



Lofdahl, Lannie	1940-41-42	51	344
Long, J.C.	1924	11	1
Loper	1944	9	21
Lovlace, Earl	1965-66-67	57	273
Lucanski, Terry	1962-63-64	55	179
Lucas, Aaron	1999-00-01-02	123	1044
Luigs, Fred	1958-59-60	61	200
Lyon, Jack	1936	12	25
Lytle, Fred	1941-47	40	246

M

Mallis, Phil	1945-46	41	170
Manning, Barry	1988-89-91-92	121	1231
Manning, Casey	1971-72-73	62	150
Martin, Darryl	1986-87-88	86	1040
Martin, Hank	1968-69	21	15
Martin, Harold	1982-83-84-85	112	673
Martin, Henry	1943-47-48-49	89	1082
Martin, John	1916-17-18	37	244
Mathews, Donnie	1994	26	99
Mathias, Bob	1973-74-75-76	104	564
Mayes, Matt	1984	23	51
McCoy, Bobby	1956-57	51	544
McCreight, Bob	1939	19	28
McDowell, Stephen	2005-06	54	93
McKie, BJ	1996-97-98-99	123	2119
McKie, Justin	2014-15-16-17	106	286
McKoy, Troy	1989-90-92-93	90	611
McMurray	1909-10		
McNair, Bob	1942	3	0
McSwain, Billy	1923-24-25	39	22
Means, J.W.	1917-18	27	38
Meeks, Bryant	1946	17	19
Minaya, Justin	2018	32	254
Mitchell, Reddy	1936	15	105
Morrison, Dwane	1951-52	49	829
Morrison, Marucus	2003	20	42
Mortimer, Jim	1945	21	67
Mote, Kelly	1943	18	68
Mousa, Rick	1972-73-74	37	65
Moye, Linwood	1985-86	56	838
Muldrow, Sam	2008-09-10-11	110	863
Munn, Al	1950	21	100

N

Nastopoulos, Chris	1981	14	4
Neeley, Jack	1953-55	35	192
Neilson, Dave	1955-56	29	128
Nerbun, J.P.	2006	0	5
Nevergold, Ed	1932-33-34	44	104
Newton	1916	7	22
Nisbet, Burt	1944	2	12
Nix, Recus	1998-99	50	95
Nolan, H.E.	1927-28-30	15	39
Notice, Duane	2014-15-16-17	138	1409

O

Orr, Burt	1942	9	14
Ouzts, K.K.	1934	7	5

Overton, Bill	1937	2	0
Owens, Charlie	1939	21	27
Owens, Tom	1969-70-71	84	1325

P


Palacios, Keving	2006	17	22
Parone, Harry	1949	21	93
Peacock, Gerald	1981-82-83	81	524
Pericola, Ray	1957-58-59	77	1104
Perkins, Marshall	1956	16	69
Perry, Gerald	1984	24	66
Peterson, Bob	1954	15	35
Peterson, Ed	1972	19	82
Peterson, Johnnie	1951-52-53	72	938
Petravicius, Marius	2000-01-02-03	106	782
Petty, Archie	1938-39	43	100
Philbin, Nick	1945-46	44	144
Phillips, Shane	2012-13	12	5
Pizza, Billy	1946	19	80
Podell, Jim	1962	24	127
Poole, J.E.	1912-13-14	8	58
Popovic, Bojan	1990-91-92	79	429
Porter, Russell	1955-56	18	33
Powell, Carlos	2002-03-04-05	132	1541
Powell, Roy	1932-33-34	21	32
Powell, Dennis	1969-70-71	23	7
Powell, Eddie	1968	16	8
Powell, Jimmy	1970-71-72	23	15
Prater, Dickie	1958-59	35	372
Preston, Woody	1955	27	406
Prevoznik, Dave	1961	23	58
Prezioso, Chuck	1950	22	193
Price, Brent	1988-89	59	743
Pritchard, Ed	1928-29-30	41	64

Q

Quattlebaum, Squash	1919-20	25	46
Quick, Melvin	1959	27	117
Quinn, Walter	1951-52	24	31

R

Rabinowitz, Mervin	1954	20	54
Raby, Red	1932-33	1	0
Ragin, John	2016	4	2
Raley-Ross, Brandis	2007-08-09-10	115	853
Rebhan, Bob	1961-62	26	34
Rector, V.J.	1909		
Reed, Jack	1952	7	8
Reeves, H.S.	1913-14	15	28
Rembert, Dave	1928-29-30	37	220
Reynolds, Kenny	1977-78-79-80	101	538
Rhea, James	1912-13	6	55
Rhett, Joe	1989-90-91-92	101	1142
Ribock, John	1969-70-71	84	456
Rich, Carey	1993-94-95	79	422
Richards, Peter	1931-32	22	45
Richardson, Brian	2011-12-13	86	490
Richardson, Sol	1955-56	24	43
Riddle, Furman	1943	19	173



CARLOS POWELL

Riker, Tom	1970-71-72	85	1343
Ringer, Desmond	2014	28	58
Robinson, Bobby	1960-61-62	79	781
Robinson, Jim	1945	23	249
Roche, John	1969-70-71	85	1910
Rogers, Bill	1925-26-27	47	345
Rogers, John (Jeep)	1942	19	70
Roskie, Ken	1941-42	30	83
Ross, David	1998-99-00-01	103	330
Roulston, Jeff	1989-90-91-92	116	876
Rouse, Hagen	1997-98-99	76	128
Rowland, John	1933-34-35	53	111
Russell, Malik	1995-96	57	472

S

Salvadori, Al	1965-66-67	69	773
Sam, Joe	1944	15	195
Sanders, C.M.	1909		
Sanderson, Scott	1981-82-83-84	114	271
Schmitt, Christian	2017-18	8	0
Schroeder, John	1964-65-66	69	307
Schumpert	1925-26	3	2
Schwartz, Michael	1980	6	2
Scott, Derrick	1980	20	57
Seideman, S.S. (Si)	1925-26-27	45	76
Seymour, Robert	1918	13	0
Shaw, Jaylen	2014	28	85
Shaw, Tony	1985-86-87-88	87	682
Sheldon, Bryce	2006-07	67	424
Sherwood, Chuck	1974-75-76-77	55	125
Silva, Chris	2016-17-18	102	1023
Simpson, Bill	1936-37-38	36	129
Simpson, J.B.	1944	10	18
Sims, Lana	1915-16-17-19	40	26
Singleton, Dick	1921	13	12
Skidmore, Earl	1935	7	6



Skinner, Rube	1919-20	25	204
Slaughter, Jim	1948-49-50-51	91	1521
Slawson, RJ	2011-12-13	91	334
Small, Terry	1981-82-83	24	36
Smejkal, Art	1953-55-56	61	357
Smith, Bill	1949-50	34	67
Smith, Eric	2011-12-13	88	364
Smith, J.L. (Buck)	1931-32-33	35	45
Smith, Joe	1952-53-54-55	97	1251
Smith, Reggie	1987-88	32	55
Smith, Sam	1955-56	27	54
Snoddy, Fred	1942-43-47	36	156
Sokol, Charley	1945	23	286
Sparkman, Thornton	1921-22	34	353
Spencer, Gene	1968-69-70	39	67
Spinella, Stephen	2010-11	44	77
Spotts, Al	1953-54	15	16
Stack, Ryan	1995-96-97-98	120	781
Standard, Frank	1966-67-68	67	923
Stasica, Stan	1942	21	212
Steed, Austin	2008-09-10	67	221
Steele, Brian	2013-14-15	50	99
Stephens, J.B.	1921	13	15
Stewart, Mark	1915	8	2
Stierle, Tom	1984-85-86	49	78
Stoddard, Hugh	1928	1	0
Stoney, A. Burnet	1912-13-14	15	41
Strickland, Jim	1979-80	45	437
Strickland, Vernia	1982	26	88
Stroman, Marcus	2015-16	57	189
Swartz	1930	15	49
Swink, Marion	1924-25-26	43	171
Swink, W.M. (Red)	1926	2	0
Sykes, Eric	1989-90	34	279
Szakacsi, John (Cy)	1947-48-49	59	525

T

Talley, Andrew	1915-16-17	30	110
Talus, Werner	1946-47-48	59	227
Tarbell, Ken	1946	17	89
Tarlton, Tommy	1954	14	40
Taylor, Goodwyn	1935-36-37	55	186
Taylor, Greg	2001-02	25	25
Taylor, Walter	1934-35	28	34
Terry, Tommy	1968-69-70	32	24
Theus Jr., Reggie	2014	11	7
Thomas, Henry	1940-41	9	10
Thomas, James	1938		
Thompkins, Bennie	1933-34	38	287
Thompkins, Freddie	1933-34	32	509
Thompson, Harris	1919		
Thompson, Jack	1966-67-68	63	686
Thompson, Ty	1982-83	18	30
Thompson, W.W.	1922	19	34
Thornton, Richard	1946	1	2
Thornton, Tarone	1985	28	160
Thornwell, Sindarius	2014-15-16-17	132	1941
Thrash, Pat	1943	16	41
Thrasher, Bill	1945	23	79
Tisby, Antonie	2005	62	376
Tomlin, George	1934-35	2	0
Traylor, Danny	1971-72-73	82	830

Trewhella, Harold	1946	19	71
Trewhella, Steve	1945-46-48	69	461
Trice, Rocky	2005-06	70	451
Troutman, Chris	1983-84-85-86	45	74
Truitt, Billy	1975-76	47	139
Turner, Ken	1945	23	31
Tut, Ran	2017	12	12
Twayman, Jay	1979	10	15



JOE RHETT

U

Unsel, William	1995	27	206
----------------	------	----	-----

V

Vacca, Charlie	1968-69	28	52
Van Elswyk, Peter	1994-95	55	277
Vassy, J.C.	1909-10	3	18
Vaughan, Josh	1918-20-21-22	61	74
Vernau, Bill	1986-87-88-89	76	161

W

Waite, Alex	1920-21-22-23	58	30
Waite, Clayton	1990	10	23
Wallace, Brandon	2004-05-06-07	135	899
Wallace, Chisolm	1920-21-22-23	58	160
Wallace, George	1944	14	53
Wallace, Grady	1956-57	52	1456
Walsh	1931		
Walsh, Billy	1969	27	343
Walsh, Jimmy	1973-74-75	60	45
Ward, E.	1944	11	23
Ward, Scotti	1961-62-63	73	1044
Waring, Clark	1917-18-19	46	432
Waring, Robert	1914-15	18	2
Warren, Chris	2002-03	58	361
Warren, L.W.	1909	2	2
Warren, Phil	1944	10	20
Washington, Allen	1983	6	3
Watson, Herbert	1931-32	27	94
Watson, Jamie	1991-92-93-94	115	1295
Watson, Melvin	1995-96-97-98	119	1424
Wejnert, Rich	1978	41	53
Westmoreland, Preston	1940-41-42	63	847
Weston, William	1917-18-19	36	130
Whisnant, Art	1960-61-62	79	1505
White, J.H.	1910	1	6
White, Jerry	1964	20	46
White, Lou	1927-28-29	58	408
Wilbourne, Nate	1996-97	59	476
Wilder, Robert	2008-09-10	48	13
Williams, Brenton	2012-13-14	88	986
Williams, Durrant	1994	25	127
Wilson, Edmond	1991-92-93	69	320
Williams, LeRon	1998	25	258
Wimbush, Tom	1979-80	52	356
Windus, Mike	1927-28-29	51	163
Wingate, Shawn	1995	13	10
Winter	1919		
Winters, Brian	1972-73-74	82	1079
Wise, C.E. (Buster)	1925-26-27	34	103
Wise, Jack	1952	18	85
Wolf, Grayson	1932-33-34	30	190
Wolf, Harry	1929	12	17
Wolfe, Oliver	1937-38-39	66	301
Womack, Larry	1966-67	27	41
Wright, Jack	1923-24-25	41	378

Y

Yarbrough, Bill	1962-63-64	68	583
-----------------	------------	----	-----



NCAA TOURNAMENT HISTORY

NCAA TOURNAMENT HISTORY ALL-TIME RECORD VS. OPPONENTS


ALL-TIME RECORD: 8-10 (.444)

All-Time NCAA Tournament Records Versus Opponents

	Record	Last Played
Baylor	1-0	2017
Coppin State	0-1	1997
Duke	1-0	2017
Florida	1-0	2017
Fordham	0-1	1971
Furman	0-1	1974
Gonzaga	0-1	2017
Marquette	1-0	2017
Memphis	0-2	2004
North Carolina	0-1	1972
NC State	0-1	1989
Pennsylvania	0-1	1971
Richmond	0-1	1998
SW Louisiana	1-0	1973
Temple	1-0	1972
Texas Tech	1-0	1973
Villanova	1-0	1972

NCAA TOURNAMENT HISTORY YEAR-BY-YEAR RESULTS

Year	Round	Opponent	Result	Location
1971	1st	Pennsylvania	L	Raleigh, N.C.
	Consol.	Fordham	L	Raleigh, N.C.
1972	1st	Temple	W	Williamsburg, Va.
	E. Reg. Semi.	UNC	L	Morgantown, W.Va.
	Consol.	Villanova	W	Morgantown, W.Va.
1973	1st	Texas Tech	W	Wichita, Kan.
	MW Reg. Semi.	Memphis	L	Houston, Texas
	Consol.	SW Louisiana	W	Houston, Texas
1974	1st	Furman	L	Philadelphia, Pa.
1989	1st	N.C. State	L	Providence, R.I.
1997	1st	Coppin State	L	Pittsburgh, Pa.
1998	1st	Richmond	L	Washington, D.C.
2004	1st	Memphis	L	Kansas City, Mo.
2017	1st	Marquette	W	Greenville, S.C.
	2nd	Duke	W	Greenville, S.C.
	Sweet 16	Baylor	W	New York City, N.Y.
	Elite Eight	Florida	W	New York City, N.Y.
	Semifinals	Gonzaga	L	Phoenix, Ariz.



THE 2016-17 GAMECOCKS BECAME THE FIRST TEAM IN PROGRAM HISTORY TO ADVANCE TO THE FINAL FOUR. AFTER POSTING WINS OVER MARQUETTE, DUKE, BAYLOR AND FLORIDA, CAROLINA SUFFERED A NARROW 77-73 LOSS TO GONZAGA IN THE NATIONAL SEMIFINALS IN PHOENIX TO END THE HISTORIC RUN THROUGH THE NCAA TOURNAMENT.





1971

ACC Champions

First Gamecock Squad To Make The Show

After surviving the pressure cooker of winning the Atlantic Coast Conference Tournament, the 1970-71 Gamecocks had fought their way to the school's first NCAA Tournament appearance. With a 23-4 mark and an ACC title under its belt, USC went on to the Eastern Regionals as one of 16 teams in the show.

The Gamecocks had high hopes entering the regional, but saw their NCAA title smashed as undefeated and third-ranked Pennsylvania rallied from one down at halftime to decision Carolina, 79-64. The Quakers used an old South Carolina tactic: getting an opponent down at hitting at the foul line to prevent any comeback. Pennsylvania took the win after trailing 37-36 at the intermission.

The Gamecocks had earlier rallied from five behind to go three points up on the Quakers, but Pennsylvania's outside shooting over the ACC Champions' zone kept them close until the intermission.

The lead swapped hands several times early in the final half until hot-shooting Jim Morse of Penn put the Quakers ahead to stay and they then began to play for the good shot. The trailing Gamecocks had to go after them defensively and Pennsylvania was phenomenal at the free throw line, hitting 26 straight from the stripe to put the game farther and farther out of reach.

Tom Owens' 16 points and 10 rebounds represented the top individual effort, as the hounded John Roche was held to 14 tallies. Tom Riker got 10 points despite getting in foul trouble early to be the only other USC performer in double figures.


In the anti-climactic Regional consolation game, junior Tom Riker got a future-brightening 39 points, but the Gamecocks lost a 100-90 run-and-gun battle with Fordham. Carolina ran up a six-point halftime edge, then watched the cat-quick Rams put four players over the 20-point mark in coming back for the win.

Riker had a fine afternoon, going over, around and through the smaller Fordham quintet to can 18 of 26 field-goal attempts in his best scoring exhibition of the season. It was all for naught as the Rams hit from outside and scored on fast breaks to spoil Carolina's season finale. Bolstering Riker's sterling effort, Kevin Joyce finished the game with 18 points and Rick Aydtlett threw in 10 as the Gamecocks ended the year with a 23-6 record and their third-straight 20-win campaign under Head Coach Frank McGuire.

Peninsula 79, South Carolina 64 March 18, 1971 — Raleigh, N.C. • NCAA East Regional Semifinal

SOUTH CAROLINA	FG-AT	FT-AT	RB.	PF	PTS.	AS	TO	MIN
Aydlett f	3-5	2-2	3	5	8	1	2	24
Owens f	6-14	4-7	10	2	16	1	5	39
Riker f	3-15	4-4	9	2	10	0	2	20
Roche g	5-18	4-5	5	2	14	6	4	39
Carver g	2-5	0-0	1	1	4	0	0	13
Ribock g	1-2	0-1	3	5	2	0	0	20
Joyce	3-8	2-2	9	4	8	1	2	30
Traylor	1-2	0-0	3	1	2	0	0	12
Manning	0-0	0-0	1	0	0	0	0	1
J. Powell	0-0	0-0	0	0	0	0	0	1
D. Powell	0-0	0-0	0	0	0	0	0	1
Team Rebounds (Included in Totals)			3					
TEAM TOTALS	24-69	16-21	47	22	64	9	15	200
PENNSYLVANIA	FG-AT	FT-AT	RB.	PF	PTS.	AS	TO	MIN
Morse f	10-18	8-10	5		28	0	2	39
Calhoun f	3-8	4-4	7	3	10	1	1	39
Wolf c	1-2	4-4	10	4	6	1	1	29
Wohl g	5-15	10-11	3	3	20	2	4	39
Bilski g	3-8	2-2	1	1	8	1	3	16
Hankinson 2-6	2-2	7	1	6	0	1	23	
Littlepage	0-0	0-0	3	2	0	0	0	11
Koller	0-1	0-0	0	0	0	0	0	1
Coder	0-0	1-2	0	0	1	0	0	1
Haney	0-0	0-0	0	0	0	0	0	1
Walters	0-0	0-0	0	0	0	0	0	1
Team Rebounds (Included in Totals)			5					
TEAM TOTALS	24-58	31-35	41	17	79	5	12	200
South Carolina	37	27	=	64				
Pennsylvania	36	43	=	79				

Percentages: Field Goals — USC 34.8%, Penn 41.3%; Free Throws — USC 76.2%, Penn 88.6%. Technical Fouls: None. Officials: Ben Dreith, Harry Wilcoven.



1970-71 - NCAA Tournament Team

Front Row (L-R): John Roche. Back Row (L-R): Assistant Coach Buck Freeman, Assistant Coach Don Walsh, Dennis Powell, Casey Manning, Bob Carver, Kevin Joyce, Tom Owens, Danny Traylor, Tom Riker, John Ribock, Rick Aydtlett, Jimmy Powell, Head Coach Frank McGuire, Assistant Coach Bill Loving, Manger John Morganelli



1972

Two In A Row For The Irishman

Fordham 100, South Carolina 90 March 20, 1971 — Raleigh, N.C. • NCAA East Regional Consolation

FORDHAM	FG-AT	FT-AT	RB.	PF	PTS.	AS	TO	MIN
Yelverton f	11-23	3-3	10	5	25	0	0	39
Charles f	9-24	4-4	10	4	22	1	1	39
Woytowicz c	0-2	1-1	3	2	1	0	0	18
Manior g	9-19	5-5	6	4	23	1	1	39
Burik g	8-14	7-7	2	0	23	1	1	39
Sullivan	2-6	2-2	6	5	6	0	1	21
Pipich	0-0	0-0	0	0	0	0	0	1
Carlesimo	0-0	0-0	0	0	0	0	0	1
Larbes	0-0	0-0	0	0	0	0	0	1
Cian	0-0	0-0	0	0	0	0	0	1
Cambetti	0-0	0-0	0	0	0	0	0	1

Team Rebounds (Included in Totals)

TEAM TOTALS 39-88 22-22 41 20 100 2 7 200

SOUTH CAROLINA	FG-AT	FT-AT	RB.	PF	PTS.	AS	TO	MIN
Owens f	5-11	3-5	13	4	13	1	7	40
Riker c	18-26	3-5	11	2	39	1	5	40
Roche g	2-9	4-6	0	5	8	3	5	37
Carver g	1-3	0-1	3	2	2	3	2	26
Joyce g	5-10	8-8	8	3	18	3	4	40
Aydlett	4-11	2-2	6	3	10	0	2	17

Team Rebounds (Included in Totals)

TEAM TOTALS 35-70 20-27 50 19 90 11 25 200

Fordham 42 58 = 100

South Carolina 42 = 90

Percentages: Field Goals — Fordham 44.3%, USC 50.0%; Free Throws — Fordham 100.0%, USC 74.1%. Technical Fouls: None. Officials: Ben Dreith, W.D. "Shorty" Lawson.

In their first season out of conference competition in 40 years, the Gamecocks had something to prove in regular season action. After 26 regular-season games, South Carolina was an impressive 23-3 and had given the "Irishman," head coach Frank McGuire, two-straight NCAA Tournament appearances.

In the first round of the tournament and for the right to advance to the NCAA Eastern Regionals, Carolina met up with Temple. The game is still the lowest scoring game in South Carolina NCAA history with Carolina easing out a 53-51 win over the Owls in Williamsburg, Va. Resorting to what became a McGuire trademark in holding the ball for the last shot — which always began with seven seconds on the clock — Carolina called a timeout with :40 remaining and the game tied at 51. After running the time down, Carolina set a screen for its premier shooter, Kevin Joyce, and his top-of-the-key jumper with just a couple ticks remaining on the clock advanced the Gamecocks to the Sweet 16 for the second year in a row.

Carolina survived being outbounded by the smaller Temple team, 39-30, but outshot the Owls 51.1% to 36.8% from the field. Carolina actually trailed 29-25 at the half before pulling even early in the second stanza and setting up a see-saw battle down the stretch. Tom Riker led all scorers with 23 points and Joyce added 12 and four assists. Danny Traylor led all rebounders with 10 boards while rounding out USC double-figure scoring with 11 points.

The win by Carolina set up a rematch of the 1971 ACC Tournament finals as the Gamecocks met North Carolina in Morgantown, W.Va. for a berth in the quarterfinals. The Tar Heels used a stifling defense and an early lead in crushing South Carolina, 92-69.

North Carolina wasted no time getting on the board, cruising to a 51-32 halftime advantage. South Carolina could get no closer than 15 points in the second half as the Heels had a balanced scoring attack of five players scoring in double figures. The game also featured an exhibition at the free throw line for both teams with North Carolina going 30-of-40 (75.0%) and USC hitting 23-of-30 (76.7%).

Leading only two scorers in double figures for Carolina was Joyce, who pumped in 21. Tom Riker added 10 points and 10 rebounds for the Gamecocks.

In the Eastern Regional consolation game two nights later, Carolina would salvage a little pride, using a furious second half rally to crush Villanova, 90-78.

The Gamecocks, down by five at 43-38 at the half, turned up the juices in the second stanza and went on to shoot a blistering 56.7% from the field — still a Carolina NCAA record. Carolina led once again by Riker, who scored 22 of his game-high 36 points in the second half rally.

Also in double figures for Carolina was Joyce, who pumped in 19 points, and Traylor, who finished with 15. Riker also had a game-high 16 rebounds as the Gamecocks finished the season with their fourth-straight 20-win season, going 24-5.



**1971-72
NCAA Tournament
Team**

Front Row (L-R): Brian Winters, Danny Traylor, Tom Riker, Kevin Joyce, Rick Aydlett. Back Row (L-R): Jimmy Powell, Rick Mousa, Ed Peterson, Bill Grimes, Bob Carver, Casey Manning



South Carolina 53, Temple 51
March 11, 1972 — Williamsburg, Va. • NCAA First Round

TEMPLE	FG-AT	FT-AT	RB.	PF	PTS.	AS	TO
Johnson f	7-16	2-4	8	1	16	2	2
Jones f	4-8	1-2	7	2	9	2	1
Newman c	3-13	2-3	5	4	8	0	6
Trudeau g	2-5	1-2	3	0	5	5	4
Kneib g	3-8	3-3	4	1	9	5	1
Collins	1-2	0-0	1	0	2	1	1
Tress	1-5	0-0	3	4	2	0	1
<i>Team Rebounds (Included in Totals)</i>			7				
TEAM TOTALS	21-57	9-14	39	12	51	15	16

SOUTH CAROLINA	FG-AT	FT-AT	RB.	PF	PTS.	AS	TO
Aydlett f	1-6	1-1	1	1	3	3	2
Riker f	9-14	5-8	5	2	23	2	6
Traylor c	5-5	1-3	10	4	11	1	3
Carver g	2-3	0-0	2	1	4	3	2
Joyce g	6-14	0-1	7	1	12	4	4
Mousa	0-0	0-0	0	0	0	0	0
Winters	0-3	0-0	1	2	0	1	0
<i>Team Rebounds (Included in Totals)</i>			4				
TEAM TOTALS	23-45	7-13	30	11	53	16	18

Temple	29	22	=	51
South Carolina	25	28	=	53

Percentages: Field Goals — Temple 36.8%, USC 51.1%; Free Throws — Temple 64.3%, USC 53.8%.
 Technical Fouls: None. Officials: Phillips, Honzo. Attendance: 6,000.

South Carolina 90, Villanova 78
March 18, 1972 — Morgantown, W.Va. • NCAA East Regional Consolation

VILLANOVA	FG-AT	FT-AT	RB.	PF	PTS.	AS	MIN
Ford f	7-19	5-8	6	4	19	6	40
Siemiontkowski f	11-22	4-5	10	2	26	5	40
Moody c	4-8	1-2	9	4	9	0	33
Ingelsby g	5-12	1-3	6	3	11	1	38
Hastings g	3-5	1-1	5	4	7	3	33
McDowell	2-2	0-0	1	2	4	0	7
Gohl	1-3	0-0	3	1	2	0	7
Daly	0-0	0-0	1	1	0	0	2
<i>Team Rebounds (Included in Totals)</i>			2				
TEAM TOTALS	33-71	12-19	43	21	78	15	200

SOUTH CAROLINA	FG-AT	FT-AT	RB.	PF	PTS.	AS	MIN
Riker f	14-22	8-11	16	1	36	0	40
Aydlett f	2-8	3-3	3	4	7	3	26
Traylor c	7-12	1-6	7	4	15	2	38
Joyce g	6-12	7-8	7	1	19	9	39
Carver g	3-3	3-3	1	2	9	5	33
Winters	1-2	0-0	0	2	2	0	13
Manning	1-1	0-0	0	0	0	0	9
Mousa	0-0	0-0	0	1	0	0	2
<i>Team Rebounds (Included in Totals)</i>			3				
TEAM TOTALS	34-60	22-31	37	15	90	19	200

Villanova	43	35	=	78
South Carolina	38	52	=	90

Percentages: Field Goals — Villanova 46.5%, USC 56.7%; Free Throws — Villanova 63.2%, USC 71.0%. Turnovers: Villanova 9, USC 12. Technical Fouls: None. Officials: W.D. Lawson, Bob Smith.

North Carolina 92, South Carolina 69
March 16, 1972 — Morgantown, W.Va. • NCAA East Regional Semifinals

NORTH CAROLINA	FG-AT	FT-AT	RB.	PF	PTS.	AS	MIN
Chamberlain f	3-6	4-5	4	1	10	0	25
Wuycik f	4-11	8-10	5	3	16	3	27
McAdoo c	4-14	3-6	13	3	11	3	32
Previs g	5-8	3-4	5	4	13	4	29
Karl g	8-12	2-3	3	4	18	3	23
Huband	2-5	4-4	4	3	8	0	19
Jones	1-3	3-4	9	2	5	2	22
Hite	2-2	0-0	1	0	4	0	6
Johnson	0-1	0-0	2	0	0	2	7
Corson	0-0	0-0	0	2	0	1	5
Chambers	2-3	3-4	1	0	7	1	5
<i>Team Rebounds (Included in Totals)</i>			5				
TEAM TOTALS	31-65	30-40	52	23	92	19	200

SOUTH CAROLINA	FG-AT	FT-AT	RB.	PF	PTS.	AS	MIN
Riker f	4-13	2-4	10	4	10	1	38
Aydlett f	2-4	2-2	4	4	6	0	25
Traylor c	3-6	3-4	2	4	9	0	24
Joyce g	6-18	9-9	7	5	21	1	32
Carver g	2-6	2-2	2	3	6	2	24
Winters	4-11	1-1	3	5	9	0	20
Mousa	1-4	1-4	4	1	3	1	11
Manning	0-3	3-3	2	0	3	0	21
Powell	0-2	0-0	1	0	0	0	3
Grimes	1-1	0-1	1	0	2	0	2
<i>Team Rebounds (Included in Totals)</i>			8				
TEAM TOTALS	23-68	23-30	44	26	69	5	200

North Carolina 51	41	=	92
South Carolina 32	37	=	69

Percentages: Field Goals — UNC 47.7%, USC 33.8%; Free Throws — UNC 75.0%, USC 76.7%.
 Turnovers: UNC 18, USC 19. Technical Fouls: None. Officials: Jim Bain, W.D. Lawson.

1973

Gamecocks Make Sweet Sixteen For Third-Straight Season

For the fifth consecutive season, South Carolina had reached the goal of 20 wins in a season and had no problem with accepting its third-straight NCAA Tournament berth. The only difference was that Carolina was asked to play in the Midwestern Regional due to the large number of strong, at-large teams in the East.

In a first round game for the right to advance to those Midwestern Regionals, Carolina met Southwest Conference champion Texas Tech in Wichita, Kan. The Gamecocks broke open a close game late in the contest to win, 78-70, and advance to the Sweet 16 for the third time in as many seasons.

Carolina had as much as an eight point lead — the last being 26-18 — in the first half before Texas Tech went on a 12-4 run to tie the game at 30 at the intermission. The lead then went back and forth with the Red Raiders even holding three leads of five points midway through the final stanza. But down 51-46 with 11:56 to play, Carolina outscored Texas Tech 28-13 to take a 74-64 lead with two minutes left on a Kevin Joyce basket. The Raiders could come no closer than eight points down the stretch.

Joyce led four USC players in double figures with 21 points. Traylor added 16 tallies and 16 rebounds, Alex English had 15 points and 15 boards and Mike Dunleavy added 11 points.

So, it was on to Houston, Tex. and the Midwestern Regional in the Hofheinz Pavilion. But the Gamecocks ran afoul of a hot Memphis State team that was to advance to the NCAA championship game before falling to perennial champion UCLA.

Led by Larry Kenon, who was unstoppable inside, and guard Larry Finch, the Tigers took a 15-point halftime lead. Carolina narrowed it to five points early in the second half, but Memphis State pulled away again to win 90-76.

The Tigers went on a 11-0 run to post a 33-16 lead late in the first half, leading to their 15-point margin at the intermission. The Gamecocks desperately tried to cut into that margin in the second half, and on a Joyce inside jumper, USC had pulled to within 70-65 with 5:22 to play. Then the Memphis State free throw brigade took over as the Tigers hit 10-of-12 shots from the stripe down the stretch to seal the win and send Carolina into the Regional consolation game once again.

All five USC starters notched double-figure games in scoring as English had 19, Joyce 18, Winters 14, Dunleavy 12 and Traylor 10.

This time around in the consolation game, South Carolina faced off against Southwestern Louisiana, a one-point loser to Kansas State in the Regional's first game. After going down by six at the half, Carolina again staged a second-half rally to win, 90-85 and finish the season — for the second year in a row — with a win.

The game was fast paced throughout with both teams combining for 174 shots (94 for S.W. Louisiana, 80 for Carolina) and 114 rebounds (64 for S.W. Louisiana, 50 for Carolina). The Cajuns started out on fire, posting a 23-10 lead halfway through the first half before Carolina outscored S.W. Louisiana 11-5 to end the half for the Gamecocks six-point deficit.

Like the Cajuns in the first half, USC started out quickly in the second stanza, going on a 12-0 run that gave the Gamecocks a 45-41 lead with over 16 minutes to play. The game went back and forth until the Gamecocks went up by seven on two Joyce free throws (3:36 to play) and S.W. Louisiana could come no closer than five points down the stretch.

Five Gamecocks again scored in double figures, led by English's 22 points. Traylor added 16 tallies and 16 boards, Joyce 12 points, Dunleavy 11 and Winters 10 for the Gamecocks, who finished the year at 22-7, the fifth-consecutive 20-win season for Carolina.



1972-73 NCAA Tournament Team

Front Row (L-R): Tommy Cox, Rick Mousa, Danny Traylor, Kevin Joyce, Casey Manning, Brian Winters, Jimmy Walsh. Back Row (L-R): Head Coach Frank McGuire, Mike Dunleavy, Alex English, Bob Mathias, Mark Greiner, Jim Clements, Manager Tommy McGee

South Carolina 78, Texas Tech 70
March 10, 1973 — Wichita, Kan. • NCAA First Round

TEXAS TECH	FG-AT	FT-AT	RB.	PF	PTS.	AS	TO	BS	ST	MIN
Johnson	f 2-5	2-2	5	1	6	1	1	0	0	14
Richardson	f 8-11	1-2	6	3	17	0	3	0	2	28
Wakefield	c 6-12	4-4	7	1	16	3	3	0	2	37
Bullock	g 8-18	3-5	7	3	19	1	7	1	1	38
Little	g 3-11	0-0	0	5	6	9	2	0	4	37
Bailey	3-5	0-0	0	0	6	1	0	0	0	13
Derkowski	0-0	0-0	0	0	0	1	1	0	1	1
Kaberline	0-0	0-0	0	1	0	0	1	0	0	3
Mank	0-0	0-0	0	0	0	0	0	0	0	1
Moore	0-2	0-0	0	2	0	3	2	0	0	29
<i>Team Rebounds (Included in Totals)</i> 0										
TEAM TOTALS	30-64	10-13	24	16	70	20	20	1	10	200

SOUTH CAROLINA	FG-AT	FT-A	RB.	PF	PTS.	AS	TO	BS	ST	MIN
English	f 7-11	1-1	15	3	15	1	5	3	1	40
Winters	f 4-5	1-1	3	5	9	0	1	0	1	20
Traylor	c 8-13	0-0	16	5	16	2	5	2	1	34
Dunleavy	g 5-10	1-2	1	0	11	2	4	0	1	31
Joyce	g 6-16	7-10	1	2	21	4	3	0	2	40
Mathias	0-0	0-0	2	0	0	1	1	0	0	7
Manning	1-2	0-0	1	0	2	0	0	0	0	13
Greiner	2-3	0-1	4	1	4	0	2	0	1	16
<i>Team Rebounds (Included in Totals)</i> 0										
TEAM TOTALS	33-60	12-15	43	16	78	10	21	5	7	200

Texas Tech 30 40 = 70
 South Carolina 30 84 = 78

Percentages: Field Goals — Texas Tech 46.9%, USC 55.0%; Free Throws — Texas Tech 76.9%, USC 80.0%. Technical Fouls: None. Officials: Winters, Powell. Attendance: 6,389.

Memphis State 90, South Carolina 76
March 15, 1973 — Houston, Tex. • NCAA Midwest Regional Semifinals

MEMPHIS STATE	FG-AT	FT-AT	RB.	PF	PTS.	AS	TO	BS	ST	MIN
Buford	f 5-7	0-0	10	4	6	4	2	1	3	28
Robinson	f 5-16	1-4	17	2	11	3	1	0	2	40
Kenon	c 16-30	2-6	20	4	34	4	2	4	1	39
Laurie	g 0-1	6-7	1	4	6	4	2	0	2	28
Finch	g 8-17	9-10	1	4	25	4	4	0	0	37
McKinney	0-0	0-0	0	1	0	0	1	0	0	3
Westfall	0-1	0-0	0	0	0	0	0	0	0	1
Cook	2-5	0-0	0	1	4	1	1	0	0	12
<i>Team Rebounds (Included in Totals)</i> 11										
TEAM TOTALS	36-77	18-27	60	19	90	13	13	5	8	200

SOUTH CAROLINA	FG-AT	FT-AT	RB.	PF	PTS.	AS	TO	BS	ST	MIN
English	f 9-15	1-1	8	5	19	0	3	0	1	38
Winters	f 5-11	4-4	8	5	14	4	0	1	0	36
Traylor	c 5-12	0-4	6	3	10	1	2	3	0	37
Dunleavy	g 4-10	4-4	0	3	12	1	1	1	3	36
Joyce	g 8-21	2-2	2	2	18	6	5	1	2	39
Walsh	0-0	0-0	0	0	0	0	1	0	0	1
Mathias	1-1	0-0	1	0	2	0	1	1	0	1
Manning	0-0	0-0	0	4	0	0	0	0	1	8
Greiner	0-0	0-0	1	0	0	0	0	0	0	4
Cox	0-0	1-2	1	0	1	0	0	0	0	1
<i>Team Rebounds (Included in Totals)</i> 6										
TEAM TOTALS	32-70	12-17	33	22	76	12	13	7	7	200

Memphis State 39 51 = 90
 South Carolina 24 52 = 76

Percentages: Field Goals — Memphis St. 46.8%, USC 45.7%; Free Throws — Memphis St. 66.7%, USC 70.6%. Technical Fouls: None. Officials: Hal Grossman, Jim Hernjak. Attendance: 10,060.



1974

South Carolina 90, Southwestern Louisiana 85
March 17, 1973 — Houston, Tex. NCAA East Regional Consolation

S.W. LOUISIANA	FG-AT	FT-AT	RB.	PF	PTS.	AS	TO	BS	ST	MIN
Saunders f	8-16	3-6	16	3	19	0	4	1	3	34
Fogle f	6-17	0-1	14	2	12	1	2	0	1	26
Ebron c	9-17	2-3	10	5	20	0	2	3	1	32
Lamar g	11-27	0-0	8	4	22	4	5	0	1	40
Bisbano g	1-6	1-2	3	3	3	3	2	0	0	28
Brown	1-3	1-2	2	1	3	0	0	0	0	6
Haney	0-0	0-0	0	1	0	0	0	0	0	3
Wilson	2-5	0-0	4	3	4	0	0	1	2	19
Wright	1-3	0-0	1	1	2	2	0	0	0	12
<i>Team Rebounds (Included in Totals)</i>										
TEAM TOTALS	39-94	7-14	64	23	85	10	15	5	8	200

SOUTH CAROLINA	FG-AT	FT-AT	RB.	PF	PTS.	AS	TO	BS	ST	MIN
English f	9-18	4-4	10	3	22	1	4	4	1	33
Winters f	4-12	2-2	3	0	10	6	2	0	4	34
Traylor c	8-15	0-2	16	3	16	3	0	6	1	40
Dunleavy g	4-8	3-4	0	2	11	2	3	1	0	19
Joyce g	1-13	10-13	6	1	12	8	4	0	3	35
Walsh	0-0	0-0	0	0	0	1	1	0	0	2
Mathias	0-0	0-0	1	1	0	0	0	0	0	5
Manning	6-10	1-2	3	1	13	0	0	0	1	21
Greiner	2-2	0-0	2	2	4	0	0	0	0	9
Cox	1-2	0-0	1	0	2	0	0	0	0	2
<i>Team Rebounds (Included in Totals)</i>										
TEAM TOTALS	35-80	20-27	50	13	90	21	14	11	10	200

Southwestern Louisiana	39	46	=	85
South Carolina	33	57	=	90

Percentages: Field Goals — S.W. Louisiana 41.5%, USC 43.8%; Free Throws — S.W. Louisiana 50.0%, USC 74.1%. Technical Fouls: None. Officials: Hal Grossman, Jim Hernjak. Attendance: 10,600.

Carolina Hoopsters Make It Four In A Row To The Big Show


Two goals made up the 1973-74 season for South Carolina: (1) Win 20 games; (2) Make it to the NCAA Tournament. After a successful regular season that saw the Gamecocks reach their first goal and win 22 of 26 games, Carolina got its second wish — a fourth-straight appearance in the NCAA Tournament.

Oddly enough, two Palmetto State teams had to travel 700 miles north to Philadelphia, Penn. to play in the first round of the NCAA Tournament. Before a sparse crowd of just over 1,000 at the Palestra, a strong Furman team handed the Gamecocks a disappointing 75-67 defeat.

The two teams battled to six lead changes in the first half alone as the Paladins outscored USC, 6-2, to end the half and take a 39-38 lead at the intermission. Carolina then started the second half on fire, outscoring Furman 15-2 to take a 53-41 lead with 14:43 to play in the second half.

Furman then went on a tear of its own, though, besting Carolina 23-6 in the next nine minutes of action to take a 64-59 lead with five minutes left. Carolina cut the lead to two (65-63) on an Alex English tap in a minute later, but could not weather a 38.1% shooting night from the field, including a 31.7% performance in the second half.

Brian Winters closed out his fine career at Carolina, scoring 22 points, while Nate Davis had 16, Mike Dunleavy 12 and English 11. Davis also pulled down 13 rebounds and English snatched 11.



1973-74 NCAA Tournament Team

Front Row (L-R): Tommy Cox, Stu Klitenic, Mike Dunleavy, Nate Davis, Brian Winters, George Felton, Jimmy Walsh. Back Row (L-R): Assistant Coach Don Walsh, Jim Clements, Chuck Sherwood, Alex English, Bob Mathias, Mark Greiner, Jack George, Ed Lynch, Herbert Entzminger, Assistant Coach Ben Jobe, Head Coach Frank



1989

Furman 75, South Carolina 67
March 9, 1974 — Philadelphia, Pa. • NCAA First Round

SOUTH CAROLINA	FG-AT	FT-AT	RB.	PF	PTS.	AS	TO	BS	ST	MIN
Davis f	8-19	0-0	13	4	16	0	2	1	0	38
English f	5-15	1-2	11	4	11	2	0	4	0	40
Mathias c	2-6	0-1	8	4	4	1	0	0	2	28
Dunleavy g	5-14	2-2	4	0	12	4	3	0	2	40
Winters g	11-27	0-0	1	5	22	2	3	0	2	39
Greiner	1-2	0-2	7	2	2	0	1	0	0	14
Walsh	0-1	0-0	0	0	0	0	0	0	0	1
<i>Team Rebounds (Included in Totals)</i>										
TEAM TOTALS	32-84	3-7	49	19	67	9	9	5	6	200

FURMAN	FG-AT	FT-AT	RB.	PF	PTS.	AS	TO	BS	ST	MIN
Lynch f	6-17	2-2	8	1	14	4	2	0	0	40
Mayes f	9-13	3-3	16	1	21	0	0	5	3	39
Leonard c	4-9	3-4	2	4	11	0	2	3	0	19
Kelly g	4-7	2-3	4	2	10	5	1	0	1	36
Grimm g	8-18	3-5	2	2	19	2	5	0	0	36
Bierly	0-4	0-0	5	2	0	0	2	0	1	22
Clark	0-2	0-0	2	0	0	0	0	0	0	4
Hill	0-0	0-0	1	0	0	1	0	0	0	4
<i>Team Rebounds (Included in Totals)</i>										
TEAM TOTALS	31-70	13-17	50	12	75	12	12	8	5	200

South Carolina	29	=	67	
Furman	39	=	36	75

Percentages: Field Goals — USC 38.1%, Furman 44.3%; Free Throws — USC 42.9%, Furman 76.5%. Technical Fouls: None. Officials: Chuck Hartman, Jim Burch. Attendance: 1,042.

South Carolina Returns to the NCAA Tournament For First Time in 15 Years

Fifteen years earlier, George Felton was a reserve on the 1974 NCAA Tournament team that lost in the first round to Furman at the Palestra in Philadelphia, Pa. This time around, the 35-year-old coach had led Carolina to the prestigious field of 64 as the head man with a berth in the NCAA Eastern Regional first and second round in Providence, R.I.

In all, Carolina could not withstand a poor shooting afternoon combined with a hot shooting North Carolina State team. In fact, the N.C. State club's 56.7% performance from the field stands as the best opponent percentage in Carolina NCAA Tournament history.

An even game for the first five minutes, the Wolfpack pulled away midway through the first half with a 19-2 run giving N.C. State a 30-10 advantage with 7:16 left in the first stanza. Both teams had mini-runs down the stretch with Carolina scoring the half's final six points to pull within 38-25 at the intermission.

In the second half, Carolina could get the lead no lower than eight points — twice on free throws by Terry Dozier and John Hudson at the seven minute marks — at any time with the Wolfpack making their free throws down the stretch to preserve the win.

Dozier finished his fine Carolina career with 22 points and five rebounds, one of only two Gamecock players scoring in double figures. Hudson added 13 for the Gamecocks, who finished the season at 19-11 one win shy of 20 but with a 15-year NCAA Tournament goal being reached.



1988-89 NCAA Tournament Team

Front Row (L-R): Manager Sherman McEachern, Barry Manning, Eric Sykes, Michael Glover, Jo Jo English, Brent Price, Manager Chris Burgin. Middle Row (L-R): Manager Scott Blair, Graduate Assistant Coach Joe Dooley, Assistant Coach Tubby Smith, Head Coach George Felton, Assistant Coach Eddie Payne, Assistant Coach Scott Rigot, Manager John Turcich. Back Row (L-R): Bill Vernau, Joe Rhett, Sam Rowe, Jeff Roulston, John Breckenridge, John Hudson, Terry Dozier, Troy McKoy




N.C. State 81, South Carolina 66
 March 17, 1989 — Providence, R.I. • NCAA East Regional First Round

SOUTH CAROLINA	FG-AT	3P-AT	FT-AT	RB.	PF	PTS.	AS	TO	BS	ST	MIN
Dozier f	8-13	1-1	5-6	5	3	22	2	1	1	1	37
Rhett f	3-5	0-1	0-0	7	0	6	0	0	0	0	27
Hudson c	3-11	0-1	7-11	7	3	13	1	1	0	2	33
Price g	4-8	1-3	0-0	2	5	9	2	0	0	0	27
Manning g	3-9	0-0	2-4	2	2	8	5	2	1	1	38
Roulston	0-0	0-0	0-0	0	0	0	0	1	0	0	2
English	3-9	1-2	0-0	1	5	7	3	2	0	0	20
McKoy	0-4	0-0	1-2	3	3	1	2	1	0	0	6
Glover	0-0	0-0	0-0	0	2	0	0	0	0	0	2
Vernau	0-2	0-1	0-0	4	0	0	1	1	0	0	8
<i>Team Rebounds (Included in Totals)</i>				3							
TEAM TOTALS	24-61	3-9	15-23	34	23	66	16	9	2	4	200

N.C. STATE	FG-AT	3P-AT	FT-AT	RB.	PF	PTS.	AS	TO	BS	ST	MIN
Howard f	3-3	0-0	5-6	6	3	11	1	3	0	1	34
Brown f	5-6	0-0	2-3	7	1	12	0	2	3	0	36
Lester c	3-7	0-0	2-4	11	5	8	0	1	1	1	30
Corchiani g	2-6	0-1	8-10	2	4	12	11	3	0	0	31
Monroe g	9-17	4-6	0-0	4	3	22	2	2	0	1	40
Lee	0-1	0-0	0-0	0	0	0	0	0	0	0	2
Weems	5-7	0-0	2-6	0	4	12	3	3	0	0	17
D'Amico	0-0	0-0	0-0	1	0	0	0	0	0	0	3
Hinnant	2-4	0-0	0-0	0	0	4	0	0	0	1	7
<i>Team Rebounds (Included in Totals)</i>				2							
TEAM TOTALS	29-51	4-7	19-29	32	21	81	19	14	4	4	200

South Carolina	25	41	=	66
N.C. State	38	43	=	81

Percentages: Field Goals — USC 39.3%, N.C. State 56.7%; Three-Point Field Goals — USC 33.3%, N.C. State 57.1%; Free Throws — USC 65.2%, N.C. State 65.1%. Deadball Rebounds: USC 7, N.C. State 4. Technical Fouls: None. Officials: Gordon Birk, David Hall, Frank Bosone.



TERRY DOZIER

1997

First Round Loss Concludes Magical SEC Title Season


It took the South Carolina program eight years to return to the NCAA Championships, but Eddie Fogler's first Gamecock squad in the "Big Dance" did more than just show up. The Gamecocks entered the tournament as the No. 2 seed in the East Region — fresh off the Southeastern Conference championship.

But the magical ride came to a screeching halt at the hands of the Coppin State Eagles. The tenacious squad stayed close throughout the game and took advantage of what became a homecourt atmosphere as Coppin State upset Carolina, 78-65, before a sellout crowd in the Pittsburgh Civic Arena.

The loss ended the Gamecocks' season at 24-8 — the second most victories in school history — while the squad finished ranked No. 6 in the final Associated Press rankings.

Carolina quickly took the lead in the first half and led by as many as seven points, the last with 7:36 to play in the opening period after a Melvin Watson jumper. But Coppin State fought back to tie the game at 34-34 at the intermission. USC again jumped to a seven-point lead after a BJ McKie jumper with 13:30 to go and led 47-40 before the Eagles went on a 35-14 run over the next eight minutes, spurred by 16 points from reserve guard Danny Singletary.

Carolina could not stem the Eagles' tide as the mostly-neutral crowd of 17,509 showed their approval for the underdogs as Coppin State raced to the lead with five minutes to play. McKie led Carolina with 16 points while Ryan Stack and Watson added 13 each.



BJ MCKIE



1996-97 NCAA Tournament Team

Front Row (L-R): Melvin Watson, Hagen Rouse, Larry Davis, BJ McKie, Antonio Grant. Middle Row (L-R): Manager John Combs, Trainer Jeff Parsons, Assistant Coach Jeff Lebo, Assistant Coach Rick Callahan, Head Coach Eddie Fogler, Assistant Coach John Cooper, Manager Jeff DiBattisto, Manager Drew Jernigan. Back Row (L-R): Herbert Davis, William Gallman, George Formanek, Ryan Stack, Nate Wilbourne, Bud Johnson, Arthur Carlisle

**Coppin State 78, South Carolina 65
March 14, 1997 — Pittsburgh, Pa. • NCAA East Regional First Round**

COPPIN STATE	FG-AT	3P-AT	FT-AT	RB.	PF	PTS.	AS	TO	BS	ST	MIN
Welch f	3-10	0-2	1-4	15	2	7	1	2	0	1	35
Seamon f	0-1	0-1	0-0	0	2	0	0	1	0	0	10
Mott c	5-12	0-0	1-2	11	4	11	1	4	3	1	30
Brockington g	5-13	1-4	9-10	3	3	20	2	1	0	3	35
T. Lewis g	0-0	0-0	0-0	0	0	0	0	1	0	2	10
King	1-1	0-0	1-1	1	0	3	0	1	0	0	9
Singletary	8-14	1-4	5-6	2	2	22	0	1	1	5	30
Warrick	1-5	0-2	5-5	3	3	7	1	4	0	1	26
K. Lewis	2-3	0-0	4-6	4	2	8	1	2	1	0	15
<i>Team Rebounds (Included in Totals)</i>											
TEAM TOTALS	25-59	2-13	26-34	41	18	78	6	17	5	13	200
SOUTH CAROLINA	FG-AT	3P-AT	FT-AT	RB.	PF	PTS.	AS	TO	BS	ST	MIN
Gallman f	2-3	0-0	0-0	5	4	4	0	1	0	0	26
Stack f	3-5	0-1	7-7	4	2	13	0	4	2	1	23
McKie g	6-14	1-5	3-5	2	5	16	1	1	0	2	29
L. Davis g	1-8	0-5	0-0	6	3	2	5	1	0	1	33
Watson g	6-13	0-3	1-1	5	4	13	5	6	1	4	35
Wilbourne	1-3	0-0	0-1	2	4	2	1	2	0	0	13
Rouse	0-1	0-1	0-0	0	0	0	0	1	0	0	3
H. Davis	3-6	2-2	0-0	1	1	8	1	1	0	0	18
Johnson	0-0	0-0	0-0	1	0	0	0	2	0	0	4
Carlisle	2-5	1-3	2-2	3	0	7	0	0	0	1	16
<i>Team Rebounds (Included in Totals)</i>											
TEAM TOTALS	24-58	4-20	13-16	30	23	65	13	19	3	9	200
Coppin State	44	=	78								
South Carolina	34	31	=	65							

Percentages: Field Goals — Coppin State 42.4%, USC 41.4%; Three-Point Field Goals — Coppin State 15.4%, USC 20.0%; Free Throws — Coppin State 76.5%, USC 81.3%. Deadball Rebounds: Coppin State 5, USC 2. Technical Fouls: None. Officials: Tom Harrington, Bobby Hunt, Paul Jannssen.



1998

Loss in First Round Dampens Another 20-Win Season

For the second-straight year, the Gamecocks won 20 or more games and advanced to the NCAA Championships — the first time in a quarter century of Carolina basketball. But for the second year in a row, the Gamecocks were an upset victim in the opening round of the tournament.

The Gamecocks, a No. 3 seed in the East Regional, saw both BJ McKie's jumper in the lane and a successive LeRon Williams tap fall short as 14th-ranked Carolina fell to Richmond, 62-61, at Washington, D.C.'s MCI Center.

Carolina jumped out to a 14-8 lead early after back-to-back McKie three pointers and USC had the lead for much of the half before a 14-4 Richmond run to end the half gave the Spiders a 34-29 halftime advantage. USC trailed by nine early in the second half, but staged another comeback.

USC took a four-point lead with 6:52 to play after a McKie layup, but turned the ball over on its next possession and the Spiders built a four-point advantage with 3:31 left. USC cut the lead to one (62-61) with 1:17 to play on a Williams layup, but McKie was called for a charge on the Gamecocks' next possession. Richmond missed a shot with 10 seconds left, setting up the final play as Carolina — the "Cardiac Gamecocks" for most of the season — could not pull out the win.

McKie led the Gamecocks with 24 points and Melvin Watson ended his USC career by breaking the all-time assists record (543) with a USC NCAA-best 10 dishes vs. the Spiders. Ryan Stack had 10 points in his final game as Carolina ended the year 23-8 with a two-year mark of 47-16, 26-6 in the SEC.

Richmond 62, South Carolina 61 March 12, 1998 — Washington, D.C. • NCAA East Regional First Round

RICHMOND	FG-AT	3P-AT	FT-AT	RB.	PF	PTS.	AS	TO	BS	ST	MIN
Stevenson f	8-16	2-5	6-6	5	2	24	3	0	1	0	39
Patrick f	1-4	0-0	0-0	4	1	2	2	2	0	1	13
Poole c	2-5	0-0	2-4	9	3	6	0	2	0	1	33
Brown g	5-13	5-12	0-0	1	2	15	4	1	0	0	35
Baker g	2-7	0-5	0-0	5	1	4	1	0	0	1	38
Cueto g	0-0	0-0	0-0	1	0	0	0	1	0	0	5
Oliver f	4-13	0-2	3-4	4	2	11	0	0	0	1	28
Houston	0-0	0-0	0-0	0	0	0	0	0	0	0	2
Hensel	0-1	0-0	0-0	2	2	0	0	0	0	0	7

Team Rebounds (Included in Totals)

22-59	7-24	11-14	35	13	62	10	6	1	4	200
-------	------	-------	----	----	----	----	---	---	---	-----


SOUTH CAROLINA	FG-AT	3P-AT	FT-AT	RB.	PF	PTS.	AS	TO	BS	ST	MIN
Gallman f	1-2	0-0	3-6	7	0	5	1	1	0	0	17
Grant f	2-5	1-4	0-0	5	1	5	1	1	0	0	32
Stack c	4-7	1-2	1-1	4	2	10	1	2	2	1	28
McKie g	9-14	4-6	2-2	4	3	24	2	3	0	1	37
Watson g	3-8	0-1	0-0	4	3	6	10	2	1	0	34
Davis	2-7	1-5	0-0	2	2	5	0	0	0	0	21
Johnson	1-1	0-0	0-0	1	2	2	0	1	0	0	7
Nix	0-2	0-1	0-0	3	1	0	0	0	0	1	6
Williams	2-6	0-0	0-0	1	1	4	0	0	1	0	18

Team Rebounds (Included in Totals)

24-52	7-19	6-9	33	15	61	15	10	4	3	200
-------	------	-----	----	----	----	----	----	---	---	-----

Richmond	34	28	=	62
South Carolina	29	32	=	61

Percentages: Field Goals — Richmond 37.3%, USC 46.2%; Three-Point Field Goals — Richmond 29.2%, USC 36.8%; Free Throws — Richmond 78.6%, USC 66.7%. Deadball Rebounds: Richmond 1, USC 2. Technical Fouls: None. Officials: David Libbey, Richie Ballesteros, Steve Welmer.



1997-98 NCAA Tournament Team

Front Row (L-R): Herbert Lee Davis, Hagen Rouse, Recus Nix, Melvin Watson, BJ McKie, Antonio Grant, David Ross. Middle Row (L-R): Trainer Jeff Parsons, Administrative Assistant Barclay Radebaugh, Assistant Coach Rick Callahan, Head Coach Eddie Fogler, Assistant Coach Jeff Lebo, Assistant Coach John Cooper, Manager Jeff DiBattisto. Back Row (L-R): Manager John Combs, William Gallman, LeRon Williams, Ryan Stack, George Formanek, Bud Johnson, Arthur Carlisle, Manager Drew Cawood.



2004

Gamecocks Win 23, Drop Defensive Battle to Memphis

Despite holding Conference USA's Player of the Year (Antonio Burks) and Rookie of the Year (Sean Burks) to just 13 points, USC couldn't contain Memphis' Rodney Carney, who scored 26 points with 10 rebounds, sending USC home with a 59-43 loss in the first round of the NCAA Tournament in Kansas City.

USC was led by Carlos Powell, who scored 11 points in 33 minutes. The 11 points put Powell over the 1000 career point total as a junior (1001 total). He was the only Gamecock in double figures, with Tre' Kelley grabbing a personal best and team-high seven rebounds. Mike Boynton, Jr., who has been named to the SEC All-Tournament team the previous weekend, did not score.

Tied at 11 with 10:59 left in the first half, UM went on a 17-4 run. USC did not score a basket the last 9:37 of the first half. UM took a 30-18 lead to the lockerroom at halftime. The 18 points were the fewest points USC had scored since scoring 17 at Temple in December.

The second half wasn't much better, with UM leading by as many as 15 at the 10:33 mark (47-32). USC shot 35.7 % in the game, but UM didn't shoot much better, hitting 39.0%. The difference was rebounds with UM grabbing 36 to USC's 25.

Memphis 59, South Carolina 43 March 19, 2004 — Kansas City, Mo. - NCAA Midwest Regional First Round


SOUTH CAROLINA		FG-AT	3P-AT	FT-AT	RB.	PF	PTS.	AS	TO	BS	ST	MIN
Powell	f4-9	1-2	2-2	3	2	11	0	1	0	1		33
Brown	f2-6	0-2	2-4	1	2	6	1	1	0	1		30
Kinsey	g4-8	0-1	1-2	1	1	9	1	1	0	0		22
Boynton	g0-2	0-2	0-0	4	3	0	1	1	0	1		33
Gonner	g1-8	0-2	3-4	1	0	5	1	0	0	0		22
Kelley		2-4	0-1	2-2	7	1	6	3	2	0		23
Howell		0-0	0-0	0-0	1	0	0	0	0	0		1
Everett		0-0	0-0	0-0	0	0	0	0	0	0		1
Land		0-1	0-1	0-0	0	0	0	0	0	0		1
Wallace		1-2	1-2	0-0	1	2	3	0	0	3		14
Balkman		1-2	0-0	1-2	2	3	3	2	6	1		18
Chappell		0-0	0-0	0-0	0	0	0	0	0	0		2
TEAM												
Totals		15-42	2-13	11-16	25	14	43	9	12	4	5	200
MEMPHIS		FG-A	3G-A	FT-A	RB	PF	PTS	AS	TO	BS	ST	MIN
Carney	f	10-17	6-12	0-0	10	0	26	1	2	2	0	37
Banks	f	2-10	0-3	2-2	2	3	6	2	2	0	0	34
Barclay	f	2-5	0-0	0-1	5	2	4	1	0	1	0	26
Burks	g	3-12	0-4	1-2	4	0	7	7	2	0	1	40
Rice	g	4-12	3-8	1-2	8	1	12	4	1	1	1	39
Fox		0-1	0-0	0-0	0	0	0	0	0	0	0	1
Erwin		0-0	0-0	0-0	0	5	0	0	0	0	1	7
Green		0-0	0-0	0-0	1	0	0	0	0	0	0	1
Lopez		2-2	0-0	0-0	2	4	4	1	2	0	0	14
Diarra		0-0	0-0	0-0	0	0	0	0	0	0	0	1
TEAM												
Totals		23-59	9-27	4-7	36	15	59	16	9	4	3	200
South Carolina		18	25	=	43							
Richmond		30	29	=	59							

Officials: James Haney, Bryan Kersey, Bill Vinovich. Technical fouls: South Carolina-None. Memphis-None. Attendance: 15260



2003-04 NCAA Tournament Team

Front Row (L-R): Sheldon Everett, Jeff Vaughn, Josh Gonner, Tarence Kinsey, Jon Land, Mike Boynton, Jr., Tré Kelley, Jarod Gerald, Renaldo Balkman. Middle Row (L-R): Manager Shahryar Humayun, Volunteer Coach Matt Parke, Academic Intern Mark Thompson, Special Assistant Bill Old, Assistant Coach Rick Duckett, Head Coach Dave Odom, Assistant Coach Barry Sanderson, Assistant Coach Rickey Stokes, Volunteer Coach Jeremy Shyatt, Manager Sam Brown, Trainer Dennis Williams. Back Row (L-R): Manager Hall Beard, Ivan Howell, Kerbrell Brown, Rolando Howell, Paulius Joneliunas, John Chappell, Brandon Wallace, Carlos Powell, Strength Coach Darby Rich



2016-17 NCAA Tournament Team

Front Row (L-R): Christian Schmitt, Kory Holden, Sindarius Thornwell, Justin McKie, Duane Notice, Rakym Felder, Hassani Gravett;
 Back Row (L-R): Tommy Corchiani, John Ragin, Ran Tut, Chris Silva, Sedee Keita, Khadim Gueye, Maik Kotsar, Jarrell Holliman, PJ Dozier, Evan Hinson, TeMarcus Blanton

2017

Gamecocks reach first Final Four in program history



GREENVILLE, S.C. - It was a historic night for South Carolina men's basketball, as the seventh-seeded Gamecocks (23-10) dominated the second half in a 93-73 win over 10th seeded Marquette (19-13) for the program's first NCAA Tournament win since 1973. Senior Sindarius Thornwell (29) and sophomore PJ Dozier (21) combined for 51 points on 19-of-33 (58 percent) shooting.

The Golden Eagles opened up the game on an 8-0 run and led 11-5 at the first media timeout with 14:18 on the clock after a 3 by Jajuan Johnson. Marquette stayed in front by five, 19-14, at the next media stoppage with 11:58 to go. Thornwell and sophomore Chris Silva paved the way for the Gamecocks on offense early, scoring nine of the team's first 14 points.

A 3-pointer gave the Golden Eagles the lead of the first half, 26-16, forcing head coach Frank Martin to take a timeout with 9:20 left. Marquette started the game 9-for-15 (60 percent) from two-point range and 5-for-8 (63 percent) from behind the arc.

Senior Duane Notice knocked down a deep 3-pointer, his second of the game, to bring Carolina within six, 28-22, at the under eight media timeout with 7:34 to go. Back-to-back dunks by Silva and Dozier brought Bon Secours Wellness Arena to its feet, pulling the Gamecocks within two, but MU pulled in front by eight, 34-26, with 5:18 to play. Carolina clawed back within four, 34-30, at the under four media timeout with 3:44 left in the half.

Dozier drove hard baseline and made a tough layup to pull the Gamecocks within two, 39-37, with just over a minute to go. Carolina got a stop and took possession with the shot clock off, but Thornwell missed from 3 with six seconds left and MU led 40-39 at halftime. Both teams shot 48 percent in the opening half as 13 different players scored on both sides.

Freshman Maik Kotsar scored the first four points of the second half to give the Gamecocks their first lead of the game, 43-40, with 18:30 remaining. The Golden Eagles answered with a 7-0 run to regain the lead, but Carolina answered with a 7-0 run of its own to retake the lead, 51-49, with 15:54 to play. It was a high-paced first 4:06 with both teams shooting it extremely well. The Gamecocks started 5-for-9 (56 percent) and MU was 4-for-6 (67 percent) to open the half.

With 14:53 on the clock, Carolina swung momentum their way after senior Justin McKie had a big steal and found Dozier ahead in transition for a breakaway dunk. The slam sent The Well into a frenzy and forced Marquette head coach Steve Wojciechowski to take a timeout, his team trailing 55-49.

Rakym Felder then gave the Gamecocks their biggest lead so far in the game, 82-69, forcing another Wojciechowski timeout with 4:40 to play.

Carolina kept its foot on the pedal as four more points from Thornwell pushed the lead to 86-69 at the final media timeout with 3:42 left in the game. The Gamecocks held MU scoreless for nearly four minutes and used a 17-2 run to take control en route to the 93-71 victory. Carolina ended the game 7-for-7 from the field.

Notice and Silva joined Thornwell and Dozier in double figures with 10 each. Kotsar and Felder each had seven for the Gamecocks, who shot a scorching 56 percent (20-of-36) in the second half. Felder and McKie combined for 12 of the team's 14 bench points.

Official Basketball Box Score - Game Totals - Final Statistics
Marquette vs South Carolina
 3/17/17 9:54 PM ET at Bon Secours Wellness Arena, Greenville, SC

Marquette 73 • 19-13

#	Player	Total		3-Ptr		Rebounds			PF	TP	A	TO	Blk	Stl	Min	
		FG	FGA	FG	FGA	FT	FTA	Off								Def
12	Matt Heldt	0	1	0	0	1	2	3	2	0	0	2	0	0	14	
00	Markus Howard	5	10	3	6	0	0	1	1	1	1	3	6	0	26	
01	Duane Wilson	7	5	0	0	0	1	2	3	3	4	1	2	0	23	
10	Sam Hauser	4	7	2	4	2	2	2	4	4	12	0	0	0	32	
30	Andrew Rowsey	3	9	2	7	5	6	0	3	3	13	2	3	0	27	
22	Katin Reinhardt	2	7	1	6	2	2	0	0	1	7	2	1	0	19	
23	Jajuan Johnson	5	9	3	5	3	4	0	6	6	2	16	3	2	25	
25	Haanif Chestham	0	0	0	0	0	0	0	0	0	0	0	0	0	7	
40	Luke Fischer	4	6	0	0	0	1	5	6	4	8	1	1	2	26	
52	Cam Marotta	0	0	0	0	0	0	0	0	0	0	0	0	0	1	
	Team						1	1	2				1			
	Totals	25	54	11	28	12	14	6	22	28	20	73	12	18	3	200

FG % 1st Half: 14-23 48.3% 2nd half: 11-25 44.0% Game: 25-54 46.3%
 3FG % 1st Half: 8-16 50.0% 2nd half: 3-12 25.0% Game: 11-28 39.3%
 FT % 1st Half: 4-5 80.0% 2nd half: 0-9 0.0% Game: 4-14 28.6%

South Carolina 93 • 23-10

#	Player	Total		3-Ptr		Rebounds			PF	TP	A	TO	Blk	Stl	Min	
		FG	FGA	FG	FGA	FT	FTA	Off								Def
21	KOTSAR, Maik	3	7	0	0	1	2	3	5	1	7	2	1	0	34	
30	SILVA, Chris	3	6	0	0	4	4	5	4	10	1	0	0	1	26	
00	THORNWELL, Sindarius	10	19	3	6	6	7	4	11	2	29	2	1	2	35	
10	NOTICE, Duane	4	12	2	10	0	1	2	3	0	10	3	2	0	35	
16	DOZIER, PJ	9	14	1	3	7	6	4	4	1	21	4	3	0	31	
02	GRAVETT, Hassani	1	3	0	2	0	0	1	1	0	2	1	0	0	8	
04	FELDER, Rakym	3	4	1	2	0	0	2	2	7	0	0	0	0	12	
05	BLANTON, TeMarcus	0	0	0	0	0	0	0	0	0	0	0	0	0	1	
20	MCKIE, Justin	2	2	1	1	0	2	2	3	5	4	0	0	1	12	
23	HINSON, Evan	0	0	0	0	0	0	0	0	0	0	0	0	0	3	
24	KEITA, Sedee	0	0	0	0	0	0	1	1	0	0	0	0	0	3	
	Team						2	0	2		12					
	Totals	35	67	8	24	13	19	13	23	36	13	93	17	9	2	200

FG % 1st Half: 15-31 48.4% 2nd half: 20-36 55.6% Game: 35-67 52.2%
 3FG % 1st Half: 4-13 30.8% 2nd half: 4-9 44.4% Game: 8-24 33.3%
 FT % 1st Half: 5-7 71.4% 2nd half: 8-12 66.7% Game: 13-19 68.4%

Officials: Du Borozak, Mike Greenstein, Olanis Poole
 Technical fouls: Marquette-None, South Carolina-None.
 Attendance: 13,000
 * - points scored by the other team (wrong basket)

Score by periods	1st	2nd	Total
Marquette	40	33	73
South Carolina	39	54	93

Last FG - MARQ 2nd-40:16, SC 2nd-40:16.
 Largest lead - MARQ by 10 1st-49:23, SC by 23 2nd-10:16.
 MARQ led for 39:41, SC led for 17:28. Game was tied for 02:50.

	In	Off	2nd	Fast	Bench
Points	29	7	8	2	31
Reb	42	25	13	16	34

Score tied - 2 times.
 Lead changed - 3 times.



SOUTH CAROLINA CELEBRATES IN THE LOCKER ROOM FOLLOWING THE FIRST PROGRAM WIN IN THE NCAA TOURNAMENT SINCE 1973 FOLLOWING THE 93-73 WIN OVER MARQUETTE ON MARCH 17, 2017.

GREENVILLE, S.C. It was another magical night for South Carolina (24-10) men's basketball as the team upset second-seeded Duke (28-9) 88-81 to advance to the school's first Sweet Sixteen in the current NCAA Tournament format. The Gamecocks exploded for 65 points in the second half and shot 71 percent (20-for-28) in the game's final 20 minutes. SEC Player of the Year Sindarius Thornwell led all scorers with 24 points and was one of five South Carolina players in double figures.

The Blue Devils took a 6-4 lead to start the game at the first media timeout with 15:57 to go. After trailing 11-6, Carolina went on an 8-2 run and took its first lead after freshman Rakym Felder knocked down a triple with 12:52 to put the Gamecocks in front 14-13.

Duke regained the lead, 18-14, at the under 12 media timeout with 11:11 on the clock as Grayson Allen scored seven points off the bench. Thornwell had seven of Carolina's first 14 points. The Blue Devils were already in the bonus at the 12:01 mark. Duke took advantage of a 5:09 scoring drought by the Gamecocks to extend its lead to seven, 21-14, at the next media timeout with 7:43 to go. Carolina started the game 5-for-23 (22 percent), while the Blue Devils were 6-for-11 (55 percent).

Duke remained in control 28-20 at the final media timeout with 3:45 to go in the first half. Senior Duane Notice connected from 3-point range to pull the Gamecocks within five, 28-23, with 2:39 left. Carolina cut the deficit with stellar defense, holding the Blue Devils scoreless for nearly five minutes.

A pair of Allen free throws gave Duke a seven point advantage at halftime, 30-23. Thornwell was the only player on either side in double figures with 11 points. Allen led the way for the Blue Devils with nine. Duke shot 47 percent (8-for-17) and knocked down five 3s in the first half. The Gamecocks were 7-for-35 (20 percent).

Notice completed a 3-point play early in the second half to pull Carolina within five, 35-30 with 17:22 to play. Sophomore Chris Silva sunk two free throws to cut it to three, but the lead went back to six after a transition 3 by Allen. The Bon Secours Wellness Arena crowd erupted moments later, as a Notice steal led to a monster dunk by Silva on the other end. The jam was the Gamecocks fifth-consecutive field goal and got Carolina within one, 38-37, forcing head coach Mike Krzyzewski to take a timeout with 15:52 on the clock. A lob from Thornwell to Silva right out of the under 16 media timeout then gave the Gamecocks their first lead since Felder's 3 at the 12:40 mark of the first half.

Felder's second 3 of the game put Carolina up 48-44. Frank Jackson answered with a triple of his own on the other end, but Silva scored with contact to make it 54-51 at the under 12 media timeout with 10:43 remaining. Silva sunk the free throw out of the timeout, marking his 17th point of the game, a new career high. The Gamecocks came out of halftime firing on all cylinders offensively, shooting 12-for-16 (75 percent). Five-straight points from Notice pushed Carolina's lead to seven, 60-53, with 8:38 to play, forcing another Krzyzewski timeout.

A Notice layup put the Gamecocks ahead by double-digits for the first time in the game, 68-58, with 5:00 minutes to play. The lead stayed at 10, 70-60, at the final media timeout of the game with 3:30 remaining. Felder knocked down 1-of-2 at the free throw line to make the score 76-66 with 1:38 to go. Jayson Tatum hit a 3 on the next possession to pull Duke within seven, 76-69, but on the next play, Thornwell bypassed the Blue Devils' full-court pressure as he threw a baseball pass ahead to senior Justin McKie, who finished with an emphatic two-hand dunk to put the Gamecocks up by 10 again, 82-72, with 47 seconds on the clock.

Duke kept swinging, cutting the lead to five after an Amile Jefferson layup with 26.8 seconds remaining, but Carolina iced the win with clutch free throw shooting down the stretch. The Gamecocks ended the game 14-of-16 (88 percent) at the line in the game's final three minutes.

Silva tallied his fourth career double-double (all this season) with 17 points and 10 rebounds. Notice matched Silva with 17 points, 14 of them coming in the second half. Felder was crucial off the bench again, scoring 15 points and making 9-of-10 at the charity stripe.

**Official Basketball Box Score - Game Totals - Final Statistics
South Carolina vs Duke
3/17/17 8:51 PM ET at Bon Secours Wellness Arena, Greenville, SC**

South Carolina BB • 24-10

#	Player	Total		3-Ptr		Rebounds		PF	TP	A TO	Blk	Stl	Min		
		FG-FGA	FG-FGA	FT-FTA	Off	Def	Total								
21	KOTSAR, Malik	f	0-3	0-0	0-0	0	1	1	5	0	1	1	0	16	
15	DOZIER, PJ	c	5-12	0-4	1-1	1	1	2	5	11	2	3	0	1	26
00	THORNWELL, Sindarius	g	6-14	3-6	9-12	2	4	6	1	24	5	3	0	1	36
10	NOTICE, Duane	g	6-8	2-4	3-3	2	2	4	1	17	2	1	0	3	35
30	SILVA, Chris	g	6-12	0-0	5-5	5	5	10	3	17	1	2	2	0	30
02	GRAVETT, Hassani	g	0-3	0-2	0-0	0	0	0	0	0	1	0	0	9	
04	FELDER, Rakym	g	2-5	2-4	9-10	0	4	4	4	15	3	0	0	1	21
12	GUEYE, Khadim	g	0-0	0-0	0-0	0	0	0	0	0	0	0	0	0	+
20	MCKIE, Justin	g	2-4	0-2	0-0	1	3	4	2	4	1	1	0	1	18
24	KEITA, Sedee	g	0-2	0-0	0-1	1	1	2	1	0	0	0	0	1	9
	Team					3	1	4							
Totals			27-63	7-22	27-32	15	22	37	22	88	16	11	2	0	200

FG % 1st Half:	7-35	20.0%	2nd half:	20-28	71.4%	Game:	27-63	42.9%	Double	
3FG % 1st Half:	3-17	17.6%	2nd half:	4-5	80.0%	Game:	7-22	31.8%	Rebounds	1
FT % 1st Half:	6-9	66.7%	2nd half:	21-23	91.3%	Game:	27-32	84.4%		2

Duke BB • 28-9

#	Player	Total		3-Ptr		Rebounds		PF	TP	A TO	Blk	Stl	Min		
		FG-FGA	FG-FGA	FT-FTA	Off	Def	Total								
00	Jayson Tatum	f	6-12	2-4	1-2	0	3	3	5	15	1	5	0	34	
21	Amile Jefferson	f	4-7	0-0	6-7	5	10	15	4	14	0	3	6	0	36
05	Luke Kennard	g	1-6	1-4	8-8	0	1	1	5	11	2	1	0	2	28
13	Matt Jones	g	2-6	2-4	0-0	0	5	5	6	4	1	0	2	32	
16	Frank Jackson	g	4-9	2-5	5-5	0	1	1	3	15	2	5	0	1	28
01	Harry Giles	g	0-0	0-0	0-0	2	1	3	1	0	0	0	1	9	
03	Grayson Allen	g	5-13	3-10	7-7	1	2	3	2	20	2	3	0	33	
12	Javin DeLaurier	g	0-0	0-0	0-0	0	0	0	1	0	0	0	0	0	+
30	Antunio Vrankovic	g	0-0	0-0	0-0	0	0	0	0	0	0	0	0	0	+
	Team					2	1	3							
Totals			22-53	10-27	27-29	10	24	34	26	81	11	18	7	6	200

FG % 1st Half:	8-17	47.1%	2nd half:	14-36	38.9%	Game:	22-53	41.5%	Double	
3FG % 1st Half:	5-8	62.5%	2nd half:	5-19	26.3%	Game:	10-27	37.0%	Rebounds	1
FT % 1st Half:	9-10	90.0%	2nd half:	18-19	94.7%	Game:	27-29	93.1%		

Officials: Doug Simmons, Mike Reed, David Hall
Technical fouls: South Carolina-None. Duke-None.
Attendance: 14216

Score by quarters	1st	2nd	Total
South Carolina	23	65	88
Duke	30	51	81

In	Off	2nd	Fast		
Poss	Play	TCO	Break		
SC	30	16	9	12	19
DUKE	18	8	7	2	20

Last FG - SC 2nd-00:47, DUKE 2nd-00:14.
Largest lead - SC by 11 2nd-01:59, DUKE by 10 1st-06:56.
SC led for 18:16, DUKE led for 19:54, Game was tied for 04:17.

Score tied - 7 times.
Lead changed - 9 times.



NEW YORK - The magic continued for South Carolina (25-10) at Madison Square Garden, as it matched a school record for wins (25) in a 70-50 Sweet 16 victory over third-seeded Baylor (27-8). With the win, the Gamecocks have advanced to the program's first Elite Eight. Sindarius Thornwell led all scorers for the third consecutive game, scoring 24 points.

Carolina led 5-2 at the first media timeout as it held the Bears to 1-for-9 shooting (11 percent) in the game's first 4:06. After Baylor's first bucket, the Gamecock defense held them scoreless for a stretch of 2:17 (0-for-5). South Carolina remained in front 11-8 at the under 12 media timeout with 11:58 to go.

Johnathan Motley gave Baylor the lead for the first time since the 18:11 mark. His bucket put the Bears ahead, 13-11, with 10:33 left in the opening half. Baylor head coach Scott Drew called timeout with 8:48 on the clock and the score tied 15-15. Sophomore Chris Silva led Carolina with five points to start, while Jo Lual-Acuil Jr. led all scorers with seven.

Senior Duane Notice knocked down a big 3 just before the under eight media timeout to put the Gamecocks back in front, 18-15, with 7:55 on the scoreboard. That 3 by Notice would help propel a 22-7 run by Carolina to end the first half. The Gamecocks took their first double-digit lead of the night, 25-15, after a high-arching floater in the line by Brooklyn, N.Y., native, Rakym Felder with 5:27 remaining.

A baseline jumper by Silva forced another Drew timeout, as Carolina pushed the run to 16-0, holding Baylor 0-for-9 as the Gamecocks went ahead 29-15 with 3:23 left in the game's opening 20 minutes. Jake Lindsay snapped the field goal draught for the Bears with a long ball from the corner with 2:11 to go which cut the score to 31-18. The 3 by Lindsay was the team's first points since the 9:58 mark, ending a 7:47 stretch with no points.

The Gamecocks impressive end to the half, fueled by spectacular defense and hot shooting, gave them a 37-22 lead at halftime. Carolina held Baylor to a season-low 25 percent shooting (8-for-32) in the opening 20 minutes. The previous low for the Bears came at the beginning of the season when they shot 39 percent (13-for-33) against Michigan State at the Battle 4 Atlantis Tournament in the Bahamas on Nov. 24. Carolina's offense was balanced in the opening half. Thornwell led the way with 10 points, Silva had nine, sophomore PJ Dozier had eight and Notice had six. Silva had six first half rebounds to the lead the team, as the Gamecocks were plus four in rebounding margin, 22-14.

Carolina continued to roll to start the second half as Thornwell knocked down a 3 to push the lead to 20, 42-22, for the first time in the game with 18:25 remaining. Baylor started the second half 4-for-6, but the Gamecocks led by 18, 46-28, at the first media timeout with 15:45 remaining. Manu Lecomte knocked down back-to-back triples to trim the deficit to 13, 49-36, with 11:40 to play.

A 10-0 run by the Bears pulled them within 11, but consecutive 3s by Thornwell and Notice put Carolina back in control, up by 17, 55-38, with 9:22 remaining. The score remained 55-38 at the under eight media timeout with 7:44 to play. Thornwell's 20th point and fourth 3-pointer of the game put the Gamecocks in front by 20 again, 61-41 with 5:23 to go. South Carolina held a 63-41 edge at the final media timeout with 3:58 left.

Baylor was unable to make a late run, as the Gamecocks led by 18 or more the final five minutes of the ballgame. Silva (12), Dozier (12) and Notice (11) joined Thornwell in double figures. Felder scored all nine bench points Friday night. He's led the bench in scoring in all three of Carolina's NCAA Tournament games.

Official Basketball Box Score - Game Totals - Final Statistics
South Carolina vs Baylor
 3/24/17 7:29pm at Madison Square Garden, New York, NY

South Carolina 70 • 25-10

#	Player	Total			3-Ptr			Rebounds			PF	TP	A	T	Blk	Stl	Min
		FG	FGA	FT	FTA	FG	FGA	FT	FTA	Off							
21	KOTSAR, Maik	1	2	0	0	0	0	4	5	5	2	2	0	0	1	23	
30	SILVA, Chris	3	7	0	0	6	8	1	6	7	4	12	0	1	2	25	
10	THORNWELL, Sindarius	6	14	4	10	8	10	3	3	6	2	24	2	4	2	34	
18	NOTICE, Duane	4	6	3	4	0	0	1	4	5	2	11	4	2	0	34	
16	DOZIER, PJ	5	12	1	4	1	2	1	5	6	2	12	3	2	0	29	
02	GRAVETT, Hassani	0	1	0	0	0	0	0	2	2	1	0	0	0	0	7	
04	FELDER, Rakym	4	7	0	1	3	0	4	4	3	9	1	2	0	1	24	
05	BLANTON, TeMarcus	0	0	0	0	0	0	0	0	0	0	0	0	0	0	1	
20	MCKIE, Justin	0	1	0	1	0	0	0	0	0	0	0	1	0	0	9	
23	HINSON, Evan	0	0	0	0	0	0	0	0	0	0	0	0	0	0	1	
24	KEITA, Sedee	0	0	0	0	0	0	1	1	2	1	0	0	0	2	13	
Team								3		3		4					
Totals		23	50	8	20	16	23	11	29	40	20	12	16	6	7	200	

FG % 1st Half:	12-25	48.0%	2nd half:	11-25	44.0%	Game:	23-50	46.0%	Double	
3FG % 1st Half:	4-9	44.4%	2nd half:	4-11	36.4%	Game:	8-20	40.0%	Rebounds	2
FT % 1st Half:	9-12	75.0%	2nd half:	7-11	63.6%	Game:	16-23	69.6%		

Baylor 50 • 27-8

#	Player	Total			3-Ptr			Rebounds			PF	TP	A	T	Blk	Stl	Min
		FG	FGA	FT	FTA	FG	FGA	FT	FTA	Off							
10	LUAL-ACUIL JR., JO	4	6	0	0	1	2	2	4	1	9	0	2	1	2	23	
05	MOTLEY, JOHNATHAN	8	17	0	0	2	6	4	5	9	2	18	1	3	1	32	
20	LECOMTE, MANU	3	11	2	5	0	1	2	3	1	8	1	1	0	1	35	
22	MCCULLIRE, KING	1	4	0	1	2	2	1	2	2	4	0	1	0	0	14	
22	WAINRIGHT, JSHMAIL	0	1	0	1	0	0	4	4	4	0	4	4	1	1	31	
01	MITCHELL, WENDELL	0	3	0	2	0	0	0	0	3	0	0	0	0	0	17	
03	LINDSEY, JAKE	1	2	1	2	0	0	0	3	3	3	2	4	0	0	7	
21	OMOT, NUNI	0	1	0	1	0	0	0	0	2	2	1	0	0	0	5	
26	FREEMAN, AL	0	4	0	1	2	4	1	1	2	4	1	0	0	0	23	
31	MASTON, TERRY	0	7	0	2	2	2	1	2	1	2	1	0	0	1	13	
Team								5		3		8					
Totals		17	56	3	13	13	20	15	22	37	20	50	11	16	3	200	

FG % 1st Half:	8-32	25.0%	2nd half:	9-24	37.5%	Game:	17-56	30.4%	Double	
3FG % 1st Half:	1-4	25.0%	2nd half:	2-9	22.2%	Game:	3-13	23.1%	Rebounds	1
FT % 1st Half:	5-6	83.3%	2nd half:	8-14	57.1%	Game:	13-20	65.0%		

Officials: Mike Roberts, John Gaffney, Gene Shorstein
 Technical fouls: South Carolina-None, Baylor-None.
 Attendance: 12,112

2017 NCAA Division I Men's Basketball Championship East Regional Semifinals

Score by periods	1st	2nd	Total	Points	In	Off	2nd	Fast
					Paint	T/O	Chance	Break
South Carolina	37	33	70	SC	20	11	12	2
Baylor	22	28	50	BU	24	13	13	2

Low FG - SC 2nd-02:29, BU 2nd-01:28
 Largest lead - SC by 22 2nd-56:49, BU by 8 1st-10:58
 SC led for 36:17, BU led for 01:46. Game was tied for 01:54.
 Score tied - 3 times.
 Lead changed - 4 times.

NEW YORK CITY - South Carolina's special March run continued at Madison Square Garden as the Gamecocks (26-10) punched their ticket to the 2017 Final Four with a 77-70 win over Florida (27-9). The victory broke the single-season program record for wins, as senior Sindarius Thornwell carried the team with a game-high 26 points, seven rebounds and two steals in 36 minutes.

Carolina jumped out to a 6-4 lead thanks to four early points from freshman Maik Kotsar. A 3-pointer by Kasey Hill ended a nearly three minute scoring draught for the Gators and gave them a 7-6 lead at the first media timeout with 15:53 on the clock.

The Gamecocks retook the lead 11-9 after starting 4-for-5 (80 percent) from the field. They remained in front, 15-14, at the under 12 media timeout with 11:41 to go. Carolina scored eight of its first 15 points off seven Florida turnovers. Hot shooting was the story on both sides, as each team started 6-for-10. There were eight lead changes in the game's first 8:19.

South Carolina opened up its biggest lead of the game 18-14 with 11:24 to go in the first half and led 20-18 at the under eight media timeout with 7:30 remaining. Chris Chiozza knocked down the Gators' fourth-straight 3 to give them a four-point edge, 30-29 at the final media timeout with 3:01 left to play in the first 20 minutes.

Florida closed the half strong and took its biggest lead of the game, 38-30, after a 6-0 run with 48 seconds left. An and-1 by sophomore PJ Dozier on the other end pulled Carolina within five, 38-33 with 43 seconds remaining. Two free throws by Kevarrius Hayes put the Gators ahead 40-33 at the half.

Thornwell was spectacular in the first half for the Gamecocks, as he scored a game-high 15 points on 6-of-8 (75 percent) shooting. Dozier had a solid first 20 minutes as well, scoring nine points. Justin Leon led the way for the Gators with 13 points as he knocked down 3-of-5 from behind the arc. As a team, Florida shot 14-for-25 (56 percent) and 7-for-12 (58 percent) from behind the arc. They held a 17-11 edge on the glass at the half as well.

The Gamecocks surged within three, 46-43, at the first media timeout of the second half with 15:32 on the clock thanks to a 13-6 run. Kotsar had two buckets as Carolina started 4-for-6 (67 percent) out of the locker room. Two Chris Silva free throws got the Gamecocks within one, 46-45, with 14:53 to play. The foul on Silva put Carolina in the bonus the rest of the way.

With 11:28 to go, the Gamecocks regained the lead, 49-48, on a Kotsar tip. It was Carolina's first lead since the 5:24 mark in half one. The Gamecocks stormed ahead holding Florida scoreless for 3:25 and to 3-of-14 shooting to start the second half. Florida retook the lead, 53-51, on an and-1 by Leon with 9:56 on the clock. The basket snapped an 0-for-10 draught for the Gators.

The Garden erupted as Thornwell put Carolina back in the lead 59-57 with a tough layup, forcing head coach Mike White to take a timeout with 5:27 left to play. The teams exchanged hoops and were tied 63-63 at the final media timeout with three minutes left to play. The Gamecocks' second half defense was stellar, holding Florida to 8-for-27 (30 percent) and 0-for-12 from 3 to that point.

Thornwell found Kotsar for a transition jumper at a free throw line as Carolina used a 6-0 run to go up four, 67-63, with 1:55 remaining in the game. A KeVaughn Allen free throw pulled the Gators within two, 70-68, with 53 seconds left. Florida got within four twice in the final minute, but two huge steals by Thornwell and Dozier late helped seal the historic victory for the Gamecocks.

Dozier (17), Silva (13) and Kotsar (12) joined Thornwell in double figures. Silva was just shy of a double-double, finishing with nine rebounds including four on the offensive end.

Official Basketball Box Score - Game Totals - Final Statistics
South Carolina vs Florida
 3/28/17 2:20pm at Madison Square Garden, New York, NY

South Carolina 77 • 26-10

#	Player	Total			3-Ptr			Rebounds			PF	TP	A	T	Blk	Stl	Min
		FG	FGA	FT	FTA	FG	FGA	FT	FTA	Off							
21	KOTSAR, Maik	6	10	0	0	0	2	3	0	3	1	12	0	2	0	36	
30	SILVA, Chris	2	5	0	0	9	12	4	5	9	4	13	0	2	0	21	
10	THORNWELL, Sindarius	8	13	1	4	9	10	1	6	7	4	26	1	4	0	36	
18	NOTICE, Duane	2	9	0	2	4	7	3	2	6	1	6	3	0	0	38	
16	DOZIER, PJ	7	11	0	2	3	0	3	3	2	17	1	2	1	1	36	
02	GRAVETT, Hassani	0	0	0	0	0	0	0	0	0	0	0	0	0	0	2	
04	FELDER, Rakym	0	2	0	1	0	0	0	0	0	0	2	1	0	1	15	
20	MCKIE, Justin	1	3	1	1	0	0	0	2	2	3	0	0	0	0	13	
24	KEITA, Sedee	0	0	0	0	0	0	1	1	0	0	0	0	0	0	3	
Team								1		2		3					
Totals		26	53	20	23	31	11	23	34	17	77	11	16	2	4	200	

FG % 1st Half:	14-38	46.7%	2nd half:	12-23	52.2%	Game:	26-53	49.1%	Double	
3FG % 1st Half:	2-7	28.6%	2nd half:	0-3	0.0%	Game:	2-10	20.0%	Rebounds	6
FT % 1st Half:	3-3	100.0%	2nd half:	20-28	71.4%	Game:	23-31	74.2%		

Florida 70 • 27-9

#	Player	Total			3-Ptr			Rebounds			PF	TP	A	T	Blk	Stl	Min
		FG	FGA	FT	FTA	FG	FGA	FT	FTA	Off							
01	Robinson, Devin	1	5	1	3	2	1	0	1	2	5	1	2	0	0	22	
23	Leon, Justin	7	15	3	9	1	3	3	6	1	18	0	1	0	1	29	
13	Hayes, Kevarrius	3	4	0	2	3	5	8	2	8	0	1	4	1	1	31	
00	Hill, Kasey	4	7	0	0	3	4	0	1	1	13	5	4	0	3	31	
06	Allen, KeVaughn	4	12	2	8	3	3	0	1	1	4	1	1	1	0	27	
11	Chiozza, Chris	3	10	1	3	2	2	1	2	3	4	9	4	3	0	25	
12	Galk, Gorjok	0	1	0	0	0	1	1	2	0	0	0	0	0	0	8	
24	Barry, Canyon	2	4	0	2	0	0	1	1	3	4	0	1	0	0	20	
26	Stone, Keith	1	2	0	1	0	0	0	1	1	2	2	0	1	0	7	
Team								4		3		7					
Totals		25	60	7	26	13	14	13									



SOUTH CAROLINA CELEBRATES ITS ELITE EIGHT VICTORY OVER FLORIDA AT CENTER COURT AT MADISON SQUARE GARDEN. THE GAMECOCKS POSTED A 77-70 WIN OVER THE GATORS TO WIN THE REGIONAL TITLE AND ADVANCE TO THE FIRST FINAL FOUR IN PROGRAM HISTORY.



GLENDALE, ARIZ. - A season that few South Carolina Gamecock fans will ever forget came to an end in Phoenix, as the men's basketball team lost a thrilling 77-73 matchup with Gonzaga (37-1) in the NCAA National Semifinals. The men battled back from a double-digit deficit in the second half at University of Phoenix Stadium, but could not hold off the No. 1 seeded Bulldogs.

With the loss, South Carolina ends the 2016-17 season with a program-record 26 wins and an overall record of 26-11. PJ Dozier led the team in scoring with 17 points. Chris Silva battled Gonzaga's immense frontcourt and finished with 13 points, a career-high 13 rebounds and three blocks.

The Gamecocks were the pursuer for most of the first half, as the Bulldogs were efficient on offense, especially on the interior. A 3-punter from Dozier gave South Carolina a 10-8 lead five minutes in, but Gonzaga responded with a 12-4 run over the next three minutes to take a two-possession lead with 12 minutes to go. South Carolina leaned on a balanced offense early to keep pace, with six different players scoring for the team in the opening 10 minutes.

South Carolina matched five-point scoring bursts from Gonzaga to hang close at 26-all and 31-all, thanks in large part to the efforts of Justin McKie and Silva. McKie provided vital scoring for the team off the bench, hitting a pair of 3-pointers in a span of two minutes to fuel the late run. South Carolina shot just 37 percent as a team, but had five different players contribute at least five points.

Williams-Goss would be the heart of the Gonzaga offense early and often in the second half, scoring 11 of the team's first 20 points out of the break and driving the lead up to 65-51 with 11 minutes to go. As it had been all tournament long, though, no lead was safe from the South Carolina Gamecocks. After an and-1 conversion from Williams-Goss for the largest lead of the game, 65-51, Carolina used the next four minutes to ignite the Garnet and Black faithful. Silva started the flurry with an and-1 of his own, and the Gamecocks hit six straight field goals to tie it up at 65 with 7:42 left to play.

The run topped out at 16-0 after a pair of Rakym Felder free throws made it 67-65 Gamecocks, giving the team its first lead since the 15:27 mark of the first half. Gonzaga snapped a four-minute scoring drought with back-to-back baskets to take back the lead, but it was a brand-new game with five minutes to play and the world watching.

The Bulldogs moved away from the perimeter late in the game, turning inside to 7-foot-1-inch senior Przemek Karnowski to grab back momentum. The big man converted on back-to-back possessions to push Gonzaga ahead at the final minute timeout, 72-67 with 3:54 on the clock.

The two teams fought tooth and nail for every possession in the final four minutes, but both sides went cold offensively. A jump shot from Dozier and a split trip at the free throw line for Silva were Carolina's only points over a two minute span. The Gamecock defense put them in position, however, to tie the game up with the ball and a three-point deficit with 15 seconds left and the score 75-72 in Gonzaga's favor.

The Bulldogs opted to foul Sindarius Thornwell away from the basket, putting him on the line for two shots with 3.5 seconds left. After hitting the first, he hit the second off the back of the iron and Gonzaga snagged it and was fouled with 2.2 still on the clock with a 75-73 advantage. A pair of made free throws on the other end sealed the win for the Bulldogs.

**Official Basketball Box Score - Game Totals - Final Statistics
SOUTH CAROLINA vs GONZAGA
4/17 3:00PM at Univ of Phoenix Stadium, Glendale, AZ**

SOUTH CAROLINA 73 • 26-11

#	Player	Total		3-Ptr		FT-FTA		Rebounds		PF	TP	A	T	Bk	Stk	Min	
		FG	FGA	FG	FGA	FT	FTA	Off	Def								Total
21	KOTSAR, Mark	2	4	0	0	0	0	2	1	3	2	4	2	0	0	2	26
30	SILVA, Chris	3	12	0	0	7	9	6	7	13	3	13	1	0	3	31	
00	THORNWELL, Sindarius	4	12	2	6	5	6	0	5	5	2	15	2	2	2	37	
10	NOTICE, Duane	4	9	2	5	0	0	0	0	0	2	10	3	1	0	30	
15	DOZIER, PJ	7	16	1	3	2	4	3	6	9	2	17	2	2	1	30	
02	GRAVETT, Hassanii	1	4	0	2	0	0	1	2	3	1	2	1	0	0	12	
04	FELDER, Rakym	1	6	0	2	2	3	0	1	1	0	4	1	0	0	19	
20	MCKIE, Justin	3	3	2	2	0	0	0	1	1	0	8	0	0	0	13	
24	KEITA, Sadece	0	0	0	0	0	0	0	0	0	2	0	0	0	0	2	
Team																	
Totals		25	66	7	20	16	22	13	23	36	14	73	12	5	6	7	200

FG % 1st Half:	13-33	37.1%	2nd half:	12-31	38.7%	Game:	25-66	37.9%	Double	
3FG % 1st Half:	5-12	41.7%	2nd half:	2-8	25.0%	Game:	7-20	35.0%	Rebounds	8
FT % 1st Half:	5-6	83.3%	2nd half:	11-16	68.8%	Game:	16-22	72.7%		

GONZAGA 77 • 37-1

#	Player	Total		3-Ptr		FT-FTA		Rebounds		PF	TP	A	T	Bk	Stk	Min	
		FG	FGA	FG	FGA	FT	FTA	Off	Def								Total
03	WILLIAMS, Johnathan	2	4	0	0	3	4	0	2	2	3	7	1	2	0	25	
24	KARNOWSKI, Przemek	6	12	0	0	1	2	2	3	5	4	13	3	2	0	25	
04	MATHEWS, Jordan	4	11	4	8	0	0	0	4	4	1	12	0	1	0	33	
05	WILLIAMS-GOSS, Nigel	9	16	2	5	3	3	1	4	5	2	23	6	3	0	36	
13	PERKINS, Josh	0	2	0	2	0	0	0	2	2	5	0	1	1	0	22	
00	MELSON, Silas	2	5	2	3	0	0	0	4	4	2	6	3	1	2	29	
32	COLLINS, Zach	6	10	1	1	1	2	3	10	13	4	14	1	2	6	23	
33	TILLIE, Killian	0	0	0	0	2	2	0	2	2	0	2	0	0	0	7	
Team																	
Totals		29	60	9	19	10	13	10	31	41	21	77	15	12	8	3	200


FG % 1st Half:	19-33	57.6%	2nd half:	10-27	37.0%	Game:	29-60	48.3%	Double	
3FG % 1st Half:	5-9	55.6%	2nd half:	4-10	40.0%	Game:	9-19	47.4%	Rebounds	1
FT % 1st Half:	2-2	100.0%	2nd half:	8-11	72.7%	Game:	18-13	76.9%		

Officials: John Higgins, Doug Simmons, Jeff Anderson
Technical fouls: SOUTH CAROLINA None, GONZAGA None.
Attendance:
2017 NCAA National Semifinal #1

Score by periods	1st	2nd	Total
SOUTH CAROLINA	36	37	73
GONZAGA	45	32	77

	In	Off	2nd	Fast
Points	28	18	12	13
SC	30	0	8	0
GOV	0	0	0	22

Last FO - SC 2nd-02:36, GON 2nd-04:48.
Largest lead - SC by 2 1st-15:27, GON by 14 2nd-11:36.
SC led for 02:00, GON led for 34:58, Game was tied for 02:02.



TIP-OFF OF SOUTH CAROLINA'S FINAL FOUR MATCHUP VS. GONZAGA




NIT HISTORY

SOUTH CAROLINA HAS MADE 12 NIT POSTSEASON TOURNAMENT APPEARANCES: 1969, 1975, 1978, 1983, 1991, 1996, 2001, 2002, 2005, 2006, 2009 AND MOST RECENTLY IN 2016. SOUTH CAROLINA OWNS A 22-10 ALL-TIME RECORD IN THE POSTSEASON EVENT. THE GAMECOCKS FINISHED THE 2002 TOURNAMENT IN SECOND PLACE, WHILE WINNING THE EVENT IN 2005 AND 2006.



2005 NIT CHAMPIONSHIP TEAM

Front Row (L-R): Josh Gonner, Dwayne Day, Rocky Trice, Renaldo Balkman, Jon Land, Tarence Kinsey, Tre' Kelley and Stephen McDowell. Middle Row (L-R): Athletic Trainer Dennis Williams, Volunteer Assistant Matt Parke, Assistant Coach Ricky Stokes, Assistant Coach Barry Sanderson, Head Coach Dave Odom, Assistant Coach Rick Duckett, Special Assistant Bill Old, Volunteer Assistant Jeremy Shyatt, Academic Intern Brian Rosefield. Back Row (L-R): Manager Sam Brown, Manager Shahryar Humayun, Manager Bobby Seigle, Antoine Tisby, Brandon Wallace, Paulius Joneliunas, John Chappell, Carlos Powell, Manager Ryan Hilburn, Strength Coach Matt Jennings.



2006 NIT CHAMPIONSHIP TEAM

Front Row (L-R): Tarence Kinsey, Rocky Trice, Bryce Sheldon, Renaldo Balkman, Dwayne Day, Tre' Kelley and Stephen McDowell. Middle Row (L-R): Manager Tom Farley, Manager Lee Johnson, Special Assistant Bill Old, Assistant Coach Ken Potosnak, Head Coach Dave Odom, Assistant Coach Rick Duckett, Assistant Coach Barry Sanderson, Athletic Trainer Dennis Williams. Back Row (L-R): Manager Ryan Hilburn, Strength and Conditioning Coach Matt Jennings, Dominique Archie, Antoine Tisby, Brandon Wallace, Ousmane Konate, Keving Palacios, Volunteer Assistant Brett Carey and Academic Intern Brian Rosefield.



SOUTH CAROLINA HISTORY

As South Carolina continues play into the 21st century, the Gamecock basketball program begins its 106th season of competition on the collegiate level in 2013. With over 10 decades of exciting play on the hardwood, the years have been filled with great seasons, teams, players and coaches.

THE 1900S — A NEW BEGINNING

The Gamecocks played only one season in the decade of the 1900s, converting from a club sport and playing a limited number of three games, all at home. Those contests — as well as two other tilts in the next two seasons — were played outside as the fledgling program continued to grow.

The first Gamecock tilt came on Oct. 30, 1908, when the Gamecocks took on the Hurricanes of Furman in Columbia. After the two squads fought to a 9-9 halftime tie, Furman got a basket late from its right forward, Fender, to win 21-19. Junior captain J.C. Vassy from South Carolina scored 15 of the team's 21 points, nine coming from free throw chances. USC had begun its basketball history.

South Carolina went on to play games in December versus the Columbia YMCA and in February of 1909 versus Wofford, losing both. Vassy led the Gamecocks in scoring for the season with 9.0 points per game. The stage had been set for USC basketball.

THE 1910S — A DECADE OF FIRSTS

Other than actually participating in their first collegiate game, the Gamecocks had a decade of firsts in the 1910s. As basketball became more respected in the University and around the state, schedules grew as teams in South Carolina began and continued to field teams.

USC played only one game in the 1909-10 season, losing a Nov. 2, 1909 contest at home to Davidson, 29-8. Head Coach F.E. Schofield led the Gamecocks in their only documented tilt that season, while senior captain J.H. White and senior Perry Jayroe accounted for all the scoring with six and two points, respectively.

A season later, South Carolina notched its first varsity win, downing the Columbia YMCA by a 31-18 count almost 15 months after its previous game against Davidson. Led by freshman center J.E. Poole and his 21 points vs. the Columbia YMCA, South Carolina finished the year 1-1, losing to Newberry but setting the foundation for many wins to come. Poole became the first USC player to ever average in double figures for a season with 11.5 points a game.

On Jan. 7, 1912, USC officially opened the Carolina Gymnasium (now Longstreet Theater) for varsity games with USC crushing the Olympia YMCA, 33-5, in the first game. The Gamecocks' first collegiate win came at Wofford a week later, which was also USC's first road victory. Carolina's first winning season came in the 1913-14 campaign, when USC posted a 5-4-1 mark, went a perfect 5-0 at the Gymnasium, and had the only tie in school history.

The Gamecocks had their share of fine players in the 1910s. R.L. Bowen scored more points than any other USC player in the decade while leading the Gamecocks with 9.1 points per game (1914-15), 12.9 per game

(1915-16) and 11.0 per game (1916-17) in his first three years. Clark Waring led USC with 12.2 points per outing (1917-18) and 14.9 per game (1918-19) to close out the decade while senior captain James Rhea posted the highest season point average in the decade, knocking in 15.0 points a tilt in the 1912-13 season.

USC had a number of coaches in its first few years of collegiate ball, but Dixon Foster made his mark on the court, going 26-31 in four seasons between 1917-20. Foster was also the football head coach of the Gamecocks for the 1917 and 1919 seasons.

THE 1920S — A NEW HOME AND A NEW LEAGUE

The 1920s was a decade of growth for the Gamecocks, one that would see South Carolina align with a conference and move into one of the South's finest basketball facilities all within a five-year span.

The '20s would also be a time to see head coaches in football and basketball as one in the same as Sol Metzger and Branch Bocock took their tries on the hardwood and came away with much success. Metzger, who coached the 1920-21 Gamecocks, was a respectable 7-11 and 26-18 on the gridiron while Bocock, who had an admirable mark of 13-7 in two seasons of football coaching, still has one of the highest winning percentages in USC basketball history. Bocock was 33-16 in three seasons (1925-27) for a 67.3% winning tally.

In 1922, the Gamecocks got their first taste of conference-like affiliation by participating in the Southern Intercollegiate Athletic Association (SIAA) Tournament in Atlanta to end the 1921-22 campaign. USC lost to Georgia Tech in the second round but had begun an almost annual season-ending ritual of conference tournaments. The following season, South Carolina joined the Southern Conference — then two years old — and went 0-3 in three SoCon tilts that season. In its final SIAA Tournament game in 1923, USC fell to Alabama.

A year later, 1924, South Carolina was a full-fledged member of the Southern Conference, going 2-2 in the league and losing to Tulane in the first round of the tournament in Atlanta. Bocock took over in the 1924-25 season and led the Gamecocks to three-straight winning seasons, including the successful 1926-27 campaign. After 10-7 and 9-5 seasons the previous two years, Bocock and the Gamecocks notched a 14-4 mark in 1927, going 9-1 in the Southern Conference and a perfect 3-0 in one-half season at their new home — the Carolina Fieldhouse. USC began a 42-season affair with the Fieldhouse that year with back-to-back wins over Florida and ended the 1927 campaign with a semifinal loss to Vanderbilt in the conference tourney.

A.W. "Rock" Norman began his USC coaching career two years later (1928-29 season), notching a 57-57 record in six seasons overall.

USC wasn't without its scorers in the decade of the '20s, though, as forward Thornton Sparkman led the Gamecocks in scoring for three of his four years from 1921-24 and averaged over 10.0 points a game in four seasons. Right behind was center Buster Holcombe, who led the Gamecocks in scoring in 1926-27-28 with just under 10.0 points a tilt.

THE 1930S — A STRONG SHOWING


Led by high scorers, strong coaches and great teams, the Gamecocks of the 1930s posted six-straight winning seasons in the middle of the decade and notched the school's first conference championship.

Under the leadership of Norman, the Gamecocks got off to a slow start with back-to-back 6-10 and 1-17 teams before putting together the most successful back-to-back seasons still in school history. USC dominated Southern Conference play for the 1933-34-35 seasons, led by two of the nation's top scorers in All-American's Freddie Tompkins and Dana Henderson.

The string of strong seasons began in 1932-33, just after South Carolina lost at Kentucky to run its record to 2-2. Six weeks later and with 14 wins in a row under their belts, the Gamecocks romped past Duke, 33-21 in the Southern Conference Tournament to post their first-ever conference title. Tompkins led USC with 12.7 points a game while Henderson was right behind with 12.1 points a tilt. Football coach Billy Laval took the reigns of the squad for the season, soon to relinquish them back to Norman for the 1933-34 season.

USC continued the streak the following season, winning its first 17 games to put the winning tally at 32 straight. After winning 84-9 over Presbyterian to open the 1933-34 campaign, USC posted a perfect, 6-0 mark in the league and seemed headed for another SoCon crown. But a mumps outbreak on the team left both Tompkins and his brother, Bennie, and Henderson in Columbia and N.C. State crushed an outmanned USC team in the first round. With everyone healthy, though, USC defeated Pittsburgh three weeks later, a team considered to be the best in the country. Again, Freddie Tompkins (14.1 ppg) and Henderson (10.6 ppg) led the way.

In Norman's final year at the helm of the Game-



FREDDIE THOMPKINS



cocks, USC could not survive the loss of the Tompkins brothers, but Henderson's 14.1 points a game led the Gamecocks to a 15-9 record. Ending the decade, Ted Petoskey began a five-year career with the USC basketball squad, posting winning seasons in his first two years (1936-1937) before succumbing to losing campaign the next three seasons.

THE 1940S — BATTLING THROUGH THE WAR YEARS

As Coach Petoskey finished his career in the 1939-40 season with a 5-13 squad, the Gamecocks looked for stability within the system after World War II took many youngsters away to fight.

Along came Frank Johnson, who broke the three-year losing skid immediately with a 15-9 record and led the Gamecocks for 14 and one-half seasons, second longest ever in school history.

In terms of winning seasons, the 1940s tied with the 1980s for the second most successful decades in USC hoops lore, notching seven winning campaigns. High scoring became the norm, getting started early with a forward named Preston Westmoreland, who would go on to lead USC in scoring in each of his three seasons (1940-41-42).

Also on the scoring front, USC's first 1,000-point scorer was born in the decade of the 1940s. Henry Martin, a 5-9 guard from Columbia, led the Gamecocks in scoring in 1943 before the war took him away from playing. Upon his return in 1947, Martin again was among the team scoring leaders for his final three years and finished his career with over 1,000 points for the first time in school history.

Due to the war, coaching changes were the norm. After leading USC to a 2-0 mark in the 1942-43 season, Johnson was called to war and football mentor Rex Enright coached the remainder of the campaign for an 11-6 record and 13-6 tally overall. Basketball success at South Carolina did not suffer though, as Lt. Henry Findley (1944) and Johnny McMillan (1945) led the Gamecocks to 13-2 and 19-3 seasons, respectively, before Johnson returned midway through the 1945-46 season.

The Gamecocks had two more winning campaigns



COACH FRANK JOHNSON

to finish out the decade, but it was one player who surfaced in the 1940s who would make an impact for many years to come — Jim Slaughter, The first big man for the Gamecocks, notched 1,521 career points.

THE 1950S — FILLING IT UP

Though won-loss records were not the main success story in the 1950s, the high scoring of players like Slaughter and Grady Wallace certainly was. The fun began in the 1949-50 season, Slaughter's junior year when he became the first USC player to average 20.0 points a game as the Gamecocks notched a 13-9 record. A year later, the Gamecocks were 13-12 but Slaughter upped his scoring tally to 22.8 per game and finished his career at that time as the school's all-time leading scorer.

Dwane Morrison — a junior college transfer who averaged just less than 15 points a game — Joe Smith and Lee Collins filled up the nets for the seasons following Slaughter's departure with Smith and Collins notching over 1,000 points for their careers. But it was Collins' 18.2 points per game figure in 1956 that caught the eye of many onlookers — not because he scored 18.2 points a game but because he finished second in the scoring race.

Enter Grady Wallace: South Carolina's all-time two-year scoring leader with over 1,400 points and an average of 28.0 points a game. Wallace pumped in 23.9 points a tilt for the 9-14 Gamecocks as a junior and led the nation in the 1956-57 season with 31.3 points a game his final campaign. Wallace dominated inside, pulling down 14.4 rebounds a game his senior year. Feeding the ball to Wallace for much of his sophomore season, Ray "Cookie" Pericola made a name for himself after Wallace's departure, averaging 15.1 points as a junior (1957-58) and 12.8 as a senior (1958-59) to finish with over 1,000 points in his USC career.

Scoring points wasn't all that was on USC Basketball's minds in the 1950s — a new conference was. A conference realignment in 1953 created the Atlantic Coast Conference and South Carolina would see action in the competitive league for years to come. In fact, Wallace single-handedly led the 17-12 Gamecocks to back-to-back upsets of Duke and Maryland in the ACC Tournament in 1957, only to lose in the finals to eventual national champion North Carolina and Head Coach Frank McGuire.

THE 1960S — USC BEGINS TO EMERGE AS A POWER

After seasons of mediocre play to end the 1950s and into the early 1960s, Gamecock basketball began to flourish under Head Coach Bob Stevens. Stevens turned around four-straight losing seasons to go 15-12 in 1961-62 and capture ACC Coach of the Year honors. Stevens left after that season and two years later, the same man that led North Carolina over the Gamecocks in the 1957 ACC finals had become the head coach of the Gamecocks — Frank McGuire.

It didn't take long for McGuire to get the pipeline of Northern players working at South Carolina, quickly gaining respect for Gamecock basketball in just three seasons. In 1964, McGuire inherited a USC team short on numbers and finished 6-17. A year later, the Gamecocks turned in an 11-13 season, mainly due to the hard-nosed play of guard Skip Harlicka. In the

1965-66 season, McGuire returned USC to its winning ways with a 16-7 record and a semifinal berth in the ACC Tournament. Things were changing South of the border.

That 16-7 season marked an amazing streak for the Gamecocks, mainly under the leadership of McGuire. USC reeled off 15-straight winning seasons, not to have a losing ledger again until the 1981-82 season. Also, wins at Wake Forest, Virginia and Maryland and a home win over North Carolina proved that the Gamecocks were making progress and were looking to the upper tier of the league.

Then came along a recruiting class of John Roche, Tom Owens and John Ribock among others; and after Harlicka and the Gamecocks posted a 15-7 record in the 1967-68 season — including a key 87-86 win over North Carolina in Chapel Hill — things looked primed for a spectacular end of the decade. McGuire and the troops did not disappoint the fans as the 1968-69 squad became the first at USC to post 20 wins, going 21-7, winning the Quaker City Classic and advancing into the second round of both the ACC Tournament and the National Invitation Tournament. Led by Roche



COACH FRANK MCGUIRE

and Owens — who scored 40.0 points a game between them — the Gamecocks were ready to tackle all comers in the league.

In the 1968-69 season, McGuire's dreams of big-time basketball had come true as the South's finest basketball arena was finished — the Carolina Coliseum. The 12,401-seat arena would be home to boisterous sell-out crowds for the Gamecocks as the home-court advantage was taken one step further.

THE 1970S — USC'S BEST DECADE EVER

South Carolina wasted little time getting on track in the decade of the 1970s. In the middle of UCLA's string of national championships, preseason polls placed the Gamecocks at the No. 1 slot for the 1969-70 season, showing supreme confidence in McGuire and the troops.

Unfortunately, USC lost its home opener and was



JOHN ROCHE

knocked out of the top slot but it was the Gamecocks' overall dominance of the rugged ACC that was noted. The Gamecocks outscored their opponents by more than 17 points a game and were an uncanny 14-0 on the road, including a sweep of ACC teams en route to a perfect 14-0 record in the league. Disaster struck USC in the ACC Tournament, though, as Roche severely sprained his ankle in a semifinal win and N.C. State pulled out a double-overtime win in the finals, keeping the Gamecocks out of NCAA Tournament play. USC finished the season with a remarkable 25-3 record.

A year later, spurred on by the emergence of sophomore Kevin Joyce, the Gamecocks got revenge. USC finished the season with a 23-6 record and won the Holiday Festival tournament in New York City. But it was Joyce that got a streak rolling. With time running out against North Carolina in the ACC finals and USC down 51-50, a jump ball was called with the 6-3 Joyce and UNC's 6-10 center Lee Dedmon. Amazingly, Joyce outjumped Dedmon and tipped the ball directly to Owens under the basket for a layup and 52-51 Gamecock victory. South Carolina had won the ACC and was on its way to the first of four-straight NCAA Tournament berths, losing in the Round of 16. After withdrawing from the league, the Gamecocks still had incredible success, going 24-5 in 1971-72, mainly due to the play of Joyce and center Tom Riker, who averaged 19.6 points a game. USC again went to the NCAA Round of 16. The Gamecocks, with a 22-7 record in 1972-73, made the Sweet 16 again and followed the following year with a 22-5 mark and another berth in the big dance. Though the Gamecocks did not make the NAAs again until the 1988-89 season, a winning record would enhance each of the remaining teams of the 1970s, as well as NIT berths in the 1975 and 1978 seasons.

USC honored McGuire and his fine success in his tenure at South Carolina at the end of the 1976-77

season. The playing area of the Carolina Coliseum was donned Frank McGuire Arena.


Great players enhanced the fine play of the decade, led by Roche and his three-year scoring record of 1,910 points and an incredible 56-point day vs. Furman his senior season. Alex English came along in 1973 and set the all-time USC scoring mark with 1,972 points in four seasons while teammate Mike Dunleavy notched 1,586 points, also from 1973-76. Other notable greats in the 1970s included Joyce (1,400 points), Riker (1,343), Owens (1,325), Brian Winters (1,079), Mike Doyle (1,360) and Nate Davis (1,345).

THE 1980S — A PERIOD OF GROWTH AND RELOADING

McGuire coached his final team to begin the decade of the 1980s, leading the Gamecocks to a respectable 16-11 record and ending his career with a 283-142 record. Much of the success of the 1980 squad had to do with Cedrick Hordges, who in two years with USC led the Gamecocks in scoring and had 1,065 points. In McGuire's last game, a home tilt vs. Western Kentucky, the Gamecocks came back in regulation and pulled off a 73-65 double-overtime win.

McGuire was succeeded by Bill Foster, who made himself well known by a national championship appearance with Duke in the 1978 season. Foster didn't take long to learn the name of Zam Fredrick as Fredrick filled the nets for 28.9 points a game — leading the nation — as USC finished with a 17-10 mark. After their first losing season since 1966, the Gamecocks and Foster rebounded in the 1982-83 season, going 22-9 and advancing to the quarterfinals of the National Invitation Tournament, the first postseason appearance for USC since 1978.

A year later, South Carolina would again get into conference action — joining the Metro Conference. Immediately, the Gamecocks got some big wins, including 1985 and 1987 victories over Memphis State, who at the time was ranked in the top five nationally. Foster's tenure at South Carolina would end in 1986, though, and a member of USC's last NCAA Tournament team would get the head coaching reigns.



ZAM FREDRICK SR.

George Felton then took over the Gamecock program for the 1986-87 season. Armed with less than 10 scholarship players, Felton and the Gamecocks finished 15-14 in 1986-87 and did something that no other USC squad had accomplished — win a Metro Tournament contest. Terry Dozier had a career-high 38 points and John Breckenridge blocked a last-second Florida State shot as USC made its way for the first time into the Metro semis.

After posting a 19-10 record in 1987-88 but failing to go to NCAA play due to probation, USC had more success in 1988-89 than in the previous 15 seasons. The Gamecocks were the first NCAA Tournament team since 1974, were ranked in the nation's Top 20 for the first time since 1975 and defeated a Top 20 team on the road for the first time since 1975 when USC eliminated a 14-point second-half deficit for a win at Tennessee. The Gamecocks posted highs for Metro record (8-4) and finish (second) and had six wins over NCAA Tournament teams, including Louisville at Frank McGuire Arena.

Many fine players donned the Garnet & Black in the 1980s, including Terry Dozier, who finished his career with 1,445 career points. Other players who eclipsed the 1,000 point plateau were Jimmy Foster (1,745), Hordges (1,065), Michael Foster (1,192), Fredrick (1,383) and Darryl Martin (1,040).

THE 1990S — USC JOINS THE SEC, WINS ITS FIRST TITLE

With seemingly all the cards stacked against South Carolina in the 1989-90 season, Felton and the hard-working Gamecocks still pulled out some great wins and finished the campaign at an even 14-14. USC finished the season with only eight scholarship players mainly to injuries but still managed a season-ending win over ACC regular-season champion Clemson at the Frank McGuire Arena. The Gamecocks also posted their finest tournament title since the 1970 Holiday Festival with victories over host UTEP and Kansas State in the El Paso Sun Carnival Classic.

In the 1990-91 season, South Carolina began with a bang, winning the championship of the Diet Pepsi Tournament of Champions with impressive upset wins over North Carolina and Houston. The Gamecocks returned home for victories over nationally-ranked Temple and Furman to rank as high as 12th nationally before finishing the season in the NIT.

In quite possibly the biggest moment in Gamecock athletic history, South Carolina began participation in the prestigious Southeastern Conference in the 1991-92 season. Carolina had joined the ranks of Alabama, Auburn, Louisiana State and perennial national power Kentucky six seasons ago and wasn't looking back ... especially after the incredible finish of the Gamecocks in 1993-94 with an upset of the Wildcats to end the regular season.

Then in the 1996-97 season, South Carolina achieved the unthinkable, especially after a less-than-terrific start. South Carolina played its first two months to a 6-5 record that season, but turned around to be the talk of college basketball with a 12-game winning streak. The Gamecocks finished with a 15-1 record and captured the school's first SEC Championship in any sport by completing an unprecedented sweep of Kentucky on Senior Day in Lexington. Though Carolina was upset in the first round of the NCAA Tournament, the Game-



cocks revived the spirit of the Frank McGuire Arena with a 24-8 record and a consistent packed house.

In the 1990s, seven Gamecocks became members of the 1,000-Point Club. Four joined Alex English, Nate Davis and Henry Martin as native Columbians on the 1,000-point chart: the exciting Jo Jo English (1989-92) posted 1,439 career points at South Carolina, while teammates Barry Manning (1988-92) and Joe Rhett (1989-92) knocked in 1,231 and 1,142 career points, respectively, for the Gamecocks; then nine years later, BJ McKie (1996-99) broke English's all-time scoring record to end his career with 2,119 points.

Jamie Watson (1991-94) also reached the milestone by finishing with 1,295 career tallies. In 1997, Carolina's backcourt trio each reached the century mark. Larry Davis (1996-97) finished his two-year career with 1,068 career points, while Melvin Watson (1995-98) ended with 1,424 points. McKie became the first sophomore in USC history to reach the century mark and is the only player ever to go over the 2,000-point plateau.

THE 2000S — A NEW ERA, NEW HEIGHTS

It didn't take long for a new head coach to make waves at Carolina. In just his first season, 2001-02, Dave Odom led the Gamecocks to the NIT championship game with an impressive postseason run. The Gamecocks advanced to the SEC Tournament semifinals for the fourth time in six years (an SEC best) and won six of their last eight games in the best postseason run in school history.

Columbia natives Aaron Lucas and Jamel Bradley became the first 1,000 point scorers of the new millennium. Individually, Chuck Eidson finished his career with 1,067 points and broke the then-school record with 272 career steals.

With the state-of-the-art Colonial Center open, a new set of memories and thrills awaited Gamecock fans. In 2003-04, USC averaged almost 13,000 fans in The Colonial Center, which helped put USC back on the national map in 2003-04 when USC hosted more than 17,000 fans for the eight-game SEC schedule, including a school record and state of South Carolina-best 18,000 fans for senior night against Kentucky. USC won the Guardians Classic, advanced to the semi-finals of the SEC Tournament and made the NCAA Tournament for the first time in six years.

The 2004-05 season included SEC wins over No. 3 Kentucky, Vanderbilt, Ole Miss, Arkansas, Tennessee and the second straight season sweep of Georgia. After falling 53-52 in the SEC Tournament to Ole Miss, after beating the Rebels in overtime to end the regular season just days before, South Carolina took a week off and re-grouped once again. The Gamecocks came out swinging, winning five straight post-season games to capture the 2005 NIT Championship. Carlos Powell, the 2005 NIT MVP, finished his career with 1,541 points - good enough for seventh place on the all-time points list.

In 2006, USC won its second-straight NIT post-season title, with junior Renaldo Balkman being named the NIT MVP, helping him springboard to the New York Knicks as the 20th pick in the first round. USC defeated eventual NCAA champion Florida twice in the regular season before falling to the Gators 49-47 in the SEC Tournament finals.

The NIT Championship win over Michigan was

Odom's 100th win at South Carolina. USC had won 20 games in four of the last five years under Odom.

In 2007 USC saw three players named to the All-SEC teams and Tre' Kelley won the national award as the top six feet and under point guard - the Frances Pomeroy Naismith Award.

Two transfers would don the Garnet and Black beginning with the 2007-08 campaign in Devan Downey and Zam Fredrick Jr., son of legendary Zam Fredrick from the 1980s. The campaign would prove to be Odom's last in Columbia, as the team finished a disappointing 14-18 on the year.

Enter new South Carolina head coach Darrin Horn, one of the top young coaches in the nation. Fresh off an NCAA Sweet Sixteen appearance as the head coach of his alma mater, Western Kentucky, Horn took over at Carolina and quickly made his mark on the program.

In just his first year at the helm of the Gamecock program, Horn led South Carolina to one of the most successful seasons in its 18-year history competing in the Southeastern Conference, as the squad earned double-digit SEC victories for just the third time since joining the league and battled its way to an SEC Eastern Division Co-Championship. Additionally, Carolina's 21 wins in 2008-09 was its first 20-win season since the 2005-06 campaign. Horn led the Gamecocks to their first postseason appearance since the 2005-06 campaign with a trip to the NIT.

In his first season with the Gamecocks, Horn tutored a trio of All-SEC performers in junior point guard Devan Downey (First Team, coaches/media), junior forward Dominique Archie (Second Team, coaches/Honorable Mention, media) and senior guard Zam Fredrick (Second Team, coaches). Brandis Raley-Ross was also honored as the SEC Sixth Man of the Year, while Downey, an SEC Player of the Year Candidate, was named an Honorable Mention All-American by the Associated Press. Horn was also instrumental in the formation and emergence of the "Garnet Army," South Carolina's newly formed student section at Colonial Life Arena.

For his achievements during his first year in Columbia, Horn was named a finalist for the 2009 Jim Phelan National Coach of the Year Award, given annually to the nation's top coach.

In his second season in Columbia, Horn led his veteran squad into a highly-anticipated 2009-10 campaign. Led by heralded senior guard Devan Downey, an Honorable Mention All-American by the *Associated Press* and All-SEC First Team honoree by the coaches and media, South Carolina collected an 11-5 mark in Colonial Life Arena, a road victory in its SEC opener at Auburn - Carolina's first victory in a league opener on the road since the 1993 campaign - and an upset victory over No. 1 Kentucky in a nationally-televised contest in late January. The win over the Wildcats was South Carolina's first in eight tries over a top ranked opponent in the school's 102 years of basketball.

Postseason accolades continued in 2009-10 for the Gamecocks, as Downey and junior center Sam Muldrow were each selected to the SEC All-Defensive Team, while Downey became just the second Gamecock ever to be named to the AP All-SEC first team in three seasons.

Horn led one of the youngest teams in the nation in 2010-11, with only nine seasons of Division I basket-



DEVAN DOWNEY

ball experience among the 12 players that were eligible for game action. South Carolina battled through a rigorous non-conference schedule, including nationally-televised contests at then-No. 2 Michigan State and then-No. 2 Ohio State early on in the campaign. Following the non-conference portion of the schedule, the Garnet and Black earned thrilling overtime victories at Colonial Life Arena over then-No. 22 Vanderbilt and Arkansas, and earned an impressive 72-69 road win at Florida during the SEC season.

Senior Sam Muldrow collected just the second triple-double in South Carolina history during the 2010-11 campaign en route to SEC Defensive Player of the Year accolades, while point guard Bruce Ellington was selected to the league's All-Freshman team.

South Carolina struggled through the 2011-12 season, posting a 10-21 overall record, including a 2-14 mark in SEC play, which saw the Gamecocks make a coaching change at the end of the season. One of the up and coming young head coaches in the country in Frank Martin was hired to be the 32nd head coach in the history of the South Carolina program. Martin was welcomed by several hundred fans, media, athletics department staff and his team in the



Frank McGuire room at Colonial Life Arena in late March. Martin, who has advanced to postseason play in each season he has been a head coach, brings a passion for the game that will surely excite fans for years to come.

The Gamecocks posted a 14-18 record under Martin during his first season in Columbia, including a 4-14 record in SEC play. Carolina won the Hoops For Hope Classic Tournament, and posted a 10-4 record in non-conference games. During the offseason, Carolina signed eight newcomers, including seven freshman and one transfer.

Martin's second season (2013-14) leading the Gamecocks saw the squad win four of its final six games of the year, including two games in the SEC Tournament, marking the first Tournament wins for the Gamecocks since the 2008 campaign. Martin and his staff put together a non-conference schedule that challenged his team to prepare for the rigors of the SEC campaign. The Gamecocks posted several quality victories, including a win versus Saint Mary's at the Hawaiian Airlines Diamond Head Classic in December, and conference wins at home versus Alabama, Vanderbilt and No. 17 Kentucky.

Martin tutored his second SEC All-Freshman Team honoree in as many seasons, as rookie guard Sindarius Thornwell led all freshmen in the SEC in league games in points (15.6) and assists (4.0) to earn a spot on the postseason team. Thornwell also garnered three SEC Freshman of the Week awards, and was named the Feb. 18 Wayman Tisdale National Freshman of the Week.

Carolina had a breakthrough season in 2014-15, recording its first winning season since 2008-09 after finishing 17-16 overall (6-12 SEC). That record came against the 25th-hardest non-conference schedule in the country and a SEC schedule that included home-and-home series against the top three teams in the conference.

The team saw breakout seasons from Laimonas Chatkevicius and Duane Notice, who joined Thornwell and senior guard Tyrone Johnson as the offensive leaders. On the court, the Gamecocks earned major wins over teams like North Florida, Oklahoma State, Clemson and #9 Iowa State in the non-conference, and eventual NCAA tournament teams Ole Miss and Georgia in SEC action.

The 2015-16 South Carolina team put together one of the top seasons in its history, matching a school record for wins with a 25-9 overall record on the year, while the Gamecocks reached double-digit SEC wins for just the fourth time since joining the league, posting an 11-7 mark in conference contests. The SEC finish, tied for third, was Carolina's highest since the league combined its East and West Divisions prior to the 2012 season. South Carolina began the season 15-0, its best start since the 1933-34 campaign and went on to post a school-record 24 regular-season wins.

Early season success saw the Gamecocks capture the 2015 Paradise Jam championship in St. Thomas, USVI, in mid-November, before the team returned home to post a six-point road win at Clemson, a neutral site victory over St. John's in the Naismith Memorial Hall of Fame Shootout in Uncasville, Conn., and a home win over perennial NCAA Tournament participant Memphis to conclude the non-conference slate. The Gamecocks won their SEC opener at Auburn, and their home league opener versus Vanderbilt, before a loss at Alabama halted the winning streak.

South Carolina posted a 7-2 record in home games in league play coupled with a 4-5 mark on the road. Carolina's top road win of the league campaign came in a thrilling 81-78 victory at No. 8/8 Texas A&M in early February. Junior guard Sindarius Thornwell flirted with a triple-double in the contest, narrowly missing the mark with a team high 25 points to go along with six rebounds and nine assists. That win marked the first Gamecock road win over a top-10 opponent since a win at Florida in 2006.

The Gamecocks received votes or were ranked for 15 weeks in the USA Today Coaches Poll, rising to as high as 15th, and for a total of 14 weeks in the AP poll, rising to as high as 19th, during the season. Carolina advanced to postseason play for the first time since 2009, making their 12th appearance in the Postseason NIT as one of the top four seeds in the event. The Gamecocks posted a win over High Point in the opening round, before suffering a season-ending loss to visiting Georgia Tech on March 21.

Three Gamecocks were honored with postseason awards by the SEC coaches, with senior forward Michael Carrera earning First Team All-SEC accolades, junior guard Sindarius Thornwell was named to the All-Defensive Team and junior guard Duane Notice was named the league's Sixth Man of the Year. Carrera went on to



FRANK MARTIN

earn honors from several organizations following the best season of his career. Carrera, Notice and Thornwell each reached the 1,000 career-point plateau during the season as well.

The 2016-17 campaign would go on to be the best season in school history, as the Gamecocks set a school record with 26 wins, advanced to the NCAA Tournament for the first time since 2004, posted the first program win in the NCAA Tournament since 1973, and advanced to the school's first-ever Final Four, falling by just four points, 77-73, to Gonzaga in the national semifinals in Phoenix. South Carolina captured back-to-back 20-win seasons for the first time since a string of three-straight 20-win campaigns from 2003-2006, and the Gamecocks posted double-digit league victories for just the fifth time since joining the SEC in 1992.

South Carolina was ranked in the AP poll for nine weeks and in the coaches poll for 10 weeks during the regular season, and the Gamecocks were ranked No. 6 in the final USA Today Coaches Poll following the Final Four run. Carolina rose to as high as 16th in the AP Poll, which was its highest rank since the Gamecocks were ranked 14th in the final poll of the 1997-98 season.

South Carolina would win its first eight games, and finish the early non-conference portion of its season with a 10-3 mark entering league play. Once again known for its tenacious defense, the Gamecocks held Michigan and Syracuse to just 19.2 percent and 31.8 percent, respectively, in back-to-back wins over the Wolverines and Orange in late November. During the first portion of the season, Carolina's defense forced 15.9 turnovers per contest, and the Gamecocks began SEC action ranked third in the country in field goal percentage defense, as opponents hit just 35.9 percent from the field during non-conference play.

Carolina would win nine of its first 10 SEC contests, including road victories at Georgia, Tennessee, Missouri and LSU, before falling in a record-breaking four overtime contest against Alabama in Columbia in early February. Eventual SEC Player of the Year Sindarius Thornwell would score a career high 44 points -- the most points in a game by a Carolina player since 1979 -- and collect 21 rebounds -- the most by a Gamecock since 1993 -- while also setting an SEC record for made free throws in a game with 25 versus the Crimson Tide. The Gamecocks would rebound in the following game, clinching their 10th win of the conference season at Mississippi State, a victory that also marked the fifth road win of the season in SEC action, the most since 1997.

South Carolina claimed home wins over Tennessee and Mississippi State for



12 SEC wins, which would tie the Gamecocks for third place in the final league standings earning them the No. 4 seed in the SEC Tournament in Nashville. Prior to the tournament's start, league awards were announced, and Sindarius Thornwell became the first Gamecock to ever earn the distinction of SEC Player of the Year by the coaches. He was also honored on the All-SEC First Team and the All-Defensive Team for his outstanding play during league action. Thornwell led the SEC in scoring in conference games at 22.1 per outing, while he was sixth with 7.5 rebounds per league game and first with 2.4 steals.

Carolina's name was called on Selection Sunday for the first time in the Frank Martin era. The Gamecocks earned a No. 7 seed and traveled just 90 miles to face 10th-seeded Marquette in the opening round of the NCAA Tournament in Greenville, S.C., at Bon Secours Arena. Thornwell would score 29 points and pull down a game high 11 rebounds, and sophomore guard PJ Dozier would add 21 points, propelling Carolina to its first NCAA Tournament win since 1973. South Carolina would go on to defeat perennial national power No. 2 seed Duke in the second round, behind another 20-point effort from Thornwell. After trailing by seven at the half, the Gamecocks exploded for 65 points in the second half versus the Blue Devils, thanks to 71 percent shooting (20-28) from the field.

South Carolina then traveled to New York, a city with rich Gamecock tradition, for the NCAA East Regional and a meeting with Baylor in the Sweet 16 at Madison Square Garden. It would be Thornwell and the lockdown defense again, as the senior would lead Carolina with 24 points, two blocks and two steals, and the Gamecock defense would hold the Bears to just 30.4 percent in the game. Carolina sailed past Baylor, 70-50, and looked ahead to a meeting with SEC rival, Florida, in the Elite Eight.

Thornwell would earn NCAA East Regional Most Outstanding Player accolades after a 26-point effort to pace the Gamecocks in the historic win over the Gators. In a back-and-forth game the entire way, Carolina would use a late run, and key steals from



SOUTH CAROLINA CELEBRATES ITS ELITE EIGHT WIN OVER FLORIDA IN THE 2017 NCAA TOURNAMENT

Thornwell and Dozier in the final minute to clinch a berth in the Final Four, continuing the magical run through March.

South Carolina arrived in Phoenix and prepared to face Gonzaga in the national semifinals on a grand stage at the University of Phoenix Stadium. In front of a capacity crowd of 77,612, the Gamecocks battled back from a double-digit deficit in the second half to take a late lead after a 16-0 run, but the Bulldogs were able to seal the victory with a pair of free throws with just 2.2 seconds remaining.

Thornwell would go on to earn several other post-season accolades, including being named a First Team All-American by CBS Sports, and a Third Team All-American by Basketball Times. Martin was also honored at the end of the season, as he was named the Jim Phelan National Coach of the Year by CollegeInsider.com.

After the magical season, it would be announced

Carolina continued to make strong marks in the classroom as well, as TeMarcus Blanton was named to the NABC Honors Court, while he, PJ Dozier, Jarrell Holliman, Duane Notice and Chris Silva were all named to the SEC Winter Academic Honor Roll, and four newcomers -- Hassani Gravett, Khadim Gueye, Maik Kotsar and Christian Schmitt -- were all named to the SEC First Year Academic Honor Roll. In May, all three Gamecock senior student-athletes -- Justin McKie, Duane Notice and Sindarius Thornwell -- graduated with their degree as well.

More excitement came for the Gamecocks during the summer of 2017, as Sindarius Thornwell became the first Carolina player selected in the NBA Draft since 2006 when he was chosen as the No. 48 pick by the Milwaukee Bucks. He was immediately traded to the LA Clippers, and went on to star for the squad in the NBA Summer League. PJ Dozier, who left South Carolina after his sophomore campaign for the NBA Draft, signed a free agent deal with the LA Lakers for the Summer League, and was signed by the Dallas Mavericks just before the NBA Preseason.

South Carolina completed its fourth-consecutive winning season in 2017-18, finishing the campaign with a 17-16 mark. The Gamecocks collected upset wins over No. 18/16 Kentucky and No. 10/11 Auburn at home, while also capturing a road victory at No. 20/22 Florida during league action. Junior forward Chris Silva excelled during the year, leading the Gamecocks in points (14.3) and rebounds (8.0) per game, en route to being named to the All-SEC First Team, the All-Defensive Team and co-Defensive Player of the Year by league coaches.

Silva's First-Team selection marked the third straight season that Carolina has held a place on the First Team, following Michael Carrera's 2016 honor, and Sindarius Thornwell's 2017 selection.



SINDARIUS THORNWELL SCORED 24 POINTS TO HELP LEAD SOUTH CAROLINA TO A 88-81 WIN OVER DUKE IN THE 2017 NCAA TOURNAMENT.

that school records for total attendance and average attendance were set at Colonial Life Arena during the 2016-17 season. Nationally, the Gamecocks ranked 15th in total attendance, as 241,126 fans saw Carolina in action at home during the season, an average of 13,396 fans per game, which ranked 21st nationally.



GAMECOCK HOMECOURT HISTORY

Since 1908, South Carolina teams have called three buildings and possibly an outdoor court home over the years, and the fourth home of Gamecock basketball comes into play in the 2002-03 season with the opening of The Carolina Center.

In 1908, South Carolina played its first collegiate game, losing a close 21-19 contest to state rival Furman in Columbia. Though the game has been documented to have been played in Columbia, there is no evidence to prove that it was played indoors; thus, the belief that South Carolina's first five collegiate games were played outside.

CAROLINA GYMNASIUM

The current Longstreet Theater was finished in 1850 and served as a chapel, auditorium, hospital, arsenal, armory and science building before being converted into a gymnasium in 1893. In December of 1911, the gymnasium was finished to include spectator seats and the first contest played in what is now Longstreet Theater saw the Gamecocks down the Olympia YMCA, 33-5, on Jan. 7, 1911.

South Carolina played in the building until midway through the 1926-27 season, posting an overall mark of 70-38, winning almost 65% of its games over that span. The Gamecocks had only two losing seasons in the Carolina Gymnasium (1915, 1919), while notching .500 or better marks in 14 of the 16 years. In the 1913-14 season, South Carolina was 5-4-1 overall on the year, with all five wins coming at home in five overall matches for a perfect mark. In South Carolina history, the 1914 squad is one of only seven teams to go through a home season undefeated in either the Carolina Gymnasium, Fieldhouse or Coliseum.

The Carolina Gymnasium was the home for South Carolina's first involvement in a conference — the Southern. The Gamecocks began competition in the Southern Conference in the 1922-23 season but did not play a conference game there until the following season when Georgia pulled out a 38-29 victory. USC went on to win seven of its next Southern Conference games there over the next three-plus seasons, before moving into the Carolina Fieldhouse, located across the street.

Located on the corner of Sumter and Greene Streets, the gymnasium was as such until a fire in the late 1960s destroyed part of the building. In 1976, the acoustics were improved and the building remodeled to its current use — a theater-in-the-round.

CAROLINA GYMNASIUM RECORDS

Season	Record	Pct.
1911-12	2-2	.500
1912-13	2-1	.667
1913-14	5-0	1.000
1914-15	2-5	.286
1915-16	4-2	.667
1916-17	6-3	.667
1917-18	5-3	.625
1918-19	2-4	.333
1919-20	6-5	.545
1920-21	5-3	.625
1921-22	4-2	.667
1922-23	4-2	.667
1923-24	6-2	.750
1924-25	6-1	.857
1925-26	6-2	.750
1926-27	5-1	.833
TOTALS	70-38	.648

CAROLINA FIELDHOUSE

Located just a stone's throw from the Carolina Gymnasium and literally across the street was the Carolina Fieldhouse — site of the Gamecock basketballers from 1927 through the 1967-68 seasons and some of the finest moments in Gamecock hoops history.

South Carolina had some of its finest teams inhabit the Fieldhouse, including the star-studded squads of the 1932-33 and 1933-34 teams. Counting back to three wins at home to end the 1931-32 season, the Gamecocks reeled off 31 straight wins, the streak falling at the hands of North Carolina, 32-31, on Feb. 9, 1935. The 1932-33 team finished the year 17-2, winning its last 15 games after starting the year 2-2, and capturing the Southern Conference Tournament. The Gamecocks kept the streak alive the following season, winning their next 17 games to push the overall streak to 32 and good enough for a perfect 17-0 mark heading into the tournament. A mumps breakout, though, decimated the roster and the Gamecocks fell in the first round of the tournament. Four weeks later, USC played national powerhouse Pittsburgh to end the season, downing Pitt, 38-35, to finish off USC's best record ever at 18-1.

The Gamecocks didn't waste any time in their new building, defeating Florida twice and Davidson just three days later to finish the 1926-27 season with a 3-0 mark at the Fieldhouse and 8-1 ledger at home overall. The Gamecocks went on to the finals of the Southern Conference Tournament that season, losing to Vanderbilt and finishing the year 14-4.

Overall, the Gamecocks posted .500 or better records for 31 of their 42 years in the famed Fieldhouse, including perfect marks in 1933 (8-0), 1934 (11-0) and 1943 (10-0). The Fieldhouse was home to some heated rivalries, especially when conference

re-formation took place prior to the 1953-54 season and South Carolina became a charter member of the Atlantic Coast Conference.

As time went on, capacity-plus crowds of just over 3,200 frequented the cozy establishment to watch the Gamecocks square off with arch-rivals Clemson, North Carolina and N.C. State among others. The Fieldhouse was also home to the nation's top scorer in the 1956-57 season as Grady Wallace tickled the twine for 31.3 points a game that season when the Gamecocks finished 17-12, advancing to the finals of the ACC Tournament.

The Gamecocks posted a fine, 7-1 mark in their final year in the Fieldhouse (1967-68), with their last game there seeing the Wolfpack of N.C. State squeaking out a 55-54 decision on Mar. 2. The building burned down shortly after the end of the season in April, speeding up the process on what would soon become the basketball showcase in the South — the Carolina Coliseum.

CAROLINA COLISEUM

It didn't take long for the 12,401-seat Carolina Coliseum to be known as the "House that Frank Built." With Head Coach Frank McGuire heading into his fifth season at the helm of the Gamecock basketball program, the timing of the Carolina Coliseum could not be better. With the USC squad on the verge of greatness, it could enjoy playing home tilts in one of the greatest facilities in the nation.

The Coliseum, located just two blocks from the Fieldhouse at the corner of Greene and Assembly streets, opened to a heart-pounding, 51-49 win for the Gamecocks over Auburn on Nov. 30, 1968. A sophomore (then first-year) guard John Roche pumped in a 22-foot jumper from the top of the key with time running out and the magic of McGuire's Coliseum would live on through today.


The Gamecocks played 34 seasons at the Carolina Coliseum. The Coliseum was a fine home to Gamecock basketball from the 1968 season and a thorn in the side of opponents to the tune of a 75% Gamecock winning percentage at home. In fact, the great fan support received over the years reached a pinnacle of its own in 1999 as the fourth million fan walked through the gates. Some 4,357,037 fans watched Gamecock basketball in the 34-year history of the Coliseum.

In the first season, the Gamecocks posted a 9-1 record at home, losing only to the Tar Heels. A year later, USC, oddly enough, would be a perfect 14-0 on opponents' home courts, losing two of 11 tilts at home. In the midst of UCLA's reign at the top of college basketball, South Carolina had taken away the pre-season number one slot in the country prior to the 1969-70 season. With a starting lineup of Roche, Bobby Cremins, John Ribock, Tom Owens and Tom Riker, the Gamecocks took the ranking into their home opener vs. Tennessee, only to lose 55-54 and never regain the top ranking.

Fans would see three-straight teams (1970-71-72) finish sixth in the final Associated Press poll, while the 1970-71 and 1972-73 teams had perfect 11-0 and 13-0 records, respectively at home with the 1971-72 squad posting an admirable 11-1 mark. In

CAROLINA FIELDHOUSE RECORDS

Season	Record	Pct.
1926-27	3-0	1.000
1927-28	6-7	.462
1928-29	5-4	.556
1929-30	4-5	.444
1930-31	0-9	.000
1931-32	6-3	.667
1932-33	8-0	1.000
1933-34	11-0	1.000
1934-35	11-1	.917
1935-36	8-3	.727
1936-37	8-1	.889
1937-38	2-12	.143
1938-39	2-10	.167
1939-40	4-6	.400
1940-41	7-4	.636
1941-42	8-2	.800
1942-43	10-0	1.000
1943-44	9-1	.900
1944-45	11-2	.846
1945-46	6-6	.500
1946-47	10-2	.833
1947-48	7-5	.583
1948-49	6-3	.667
1949-50	8-1	.889
1950-51	9-2	.818
1951-52	7-5	.583
1952-53	6-5	.545
1953-54	6-4	.600
1954-55	4-8	.333
1955-56	5-5	.500
1956-57	8-2	.800
1957-58	3-6	.333
1958-59	3-6	.333
1959-60	5-5	.500
1960-61	4-6	.400
1961-62	7-2	.778
1962-63	5-4	.556
1963-64	7-2	.778
1964-65	5-6	.455
1965-66	4-4	.500
1966-67	6-2	.750
1967-68	7-1	.875
TOTALS	261-162	.617



CAROLINA FIELDHOUSE

31 years at the Carolina Coliseum, an amazing eight squads have amazingly notched 90% or better records. The home success returned in 1995-96 as USC was 16-2 with a +15.6 home scoring margin. In fact, over a recent three-year period (1996-98) the Gamecocks were an amazing 40-6 at the Frank McGuire Arena.

In his final game — a Feb. 23, 1980 contest vs. Western Kentucky — McGuire again worked his magic. The Gamecocks pulled out a 73-65, double-overtime win that night to end McGuire's USC career. In McGuire's 12 seasons of coaching at the Carolina Coliseum, USC won 137 games and lost only 28 for a winning tally of 83% — a fitting mark for the Irishman in the “House that Frank Built.” In fact, in March 1977, the playing facility of the Coliseum was dubbed “Frank McGuire Arena.”

The Coliseum was home not only to the Gamecocks and Lady Gamecocks, but since its construction in 1968, the Carolina Coliseum was home to the College of Journalism and Mass Communication and College of Applied Professions.

COLONIAL LIFE ARENA

A new era dawned in Gamecock basketball history in 2002 with the opening of the 18,000-seat Carolina Center, now known as Colonial Life Arena. The multi-purpose venue is home to both Carolina men's and women's basketball, locker rooms for both teams, and several other University offices. The venue is the largest arena in the State of South Carolina and ranks as the 10th-largest on-campus venue in the nation. Colonial Life Arena features 41 suites, four entertainment suites, and the Frank McGuire Club, a full-service hospitality room, utilized for game day and other events.

The first matchup for Gamecock basketball at Colonial Life Arena saw Carolina post a 71-66 victory over visiting East Tennessee State on Nov. 24, 2002. The first men's SEC contest came in a 55-49 victory over Ole Miss on Jan. 8, 2003.

The Arena has seen numerous sellout crowds, including the first-ever sellout, a Carolina men's contest versus Kentucky on March 3, 2004.

Carolina teams that have played at Colonial Life Arena have advanced to the NCAA Tournament, including the historic run to the Final Four in 2017, captured back-to-back NIT championships and also won a share of an SEC divisional title. One of the many highlights at Colonial Life Arena came on Jan. 26, 2010, when the Gamecock men's squad posted its first-ever victory over a No. 1 ranked opponent when it defeated top-ranked Kentucky in front of 18,000 thrilled Gamecock fans.

CAROLINA COLISEUM RECORDS

Season	Record	Pct.	Attendance	Average
1968-69	9-1	.900	119,999	11,999.9
1969-70	9-2	.818	130,999	11,909.0
1970-71	11-0	1.000	137,760	12,523.6
1971-72	11-1	.917	147,926	12,327.2
1972-73	13-0	1.000	153,015	11,770.3
1973-74	14-1	.933	166,611	11,107.4
1974-75	14-1	.933	161,080	10,738.7
1975-76	10-3	.769	116,569	8,966.8
1976-77	11-5	.688	123,641	7,727.6
1977-78	12-5	.706	128,759	7,574.1
1978-79	10-4	.714	99,074	7,076.7
1979-80	13-5	.722	106,873	5,937.4
1980-81	13-3	.813	108,597	6,676.3
1981-82	11-5	.688	116,985	7,311.6
1982-83	17-3	.850	175,869	8,793.5
1983-84	9-4	.692	98,264	7,558.7
1984-85	14-2	.875	101,947	6,371.0
1985-86	9-5	.643	75,839	5,417.1
1986-87	9-5	.643	82,918	5,922.7
1987-88	12-1	.923	111,522	8,577.0
1988-89	13-3	.813	147,862	8,698.0
1989-90	8-4	.667	90,409	7,534.0
1990-91	12-3	.800	149,464	9,964.2
1991-92	8-6	.571	138,780	9,912.9
1992-93	6-7	.462	99,107	7,624.0
1993-94	6-8	.429	107,701	7,692.9
1994-95	8-7	.533	105,006	7,000.4
1995-96	16-2	.889	160,776	8,932.0
1996-97	11-3	.786	129,187	9,227.6
1997-98	13-1	.929	143,517	10,521.2
1998-99	7-7	.500	116,355	8,311.1
1999-00	10-6	.625	151,948	9,496.8
2000-01	10-6	.625	164,851	10,303.0
2001-02	12-6	.667	187,827	10,434.8
TOTALS	372-125	.748	4,357,037	8,766.6

COLONIAL LIFE ARENA RECORDS

Season	Record	Pct.	Attendance	Average
2002-03	11-4	.731	194,112	12,940.8
2003-04	14-3	.824	204,760	12,044.4
2004-05	16-3	.842	192,816	10,148.8
2005-06	10-6	.625	145,451	9,090.7
2006-07	10-7	.588	218,240	12,837.1
2007-08	8-9	.471	209,880	12,345.0
2008-09	16-3	.842	223,750	11,776.7
2009-10	11-5	.688	191,905	11,994.3
2010-11	11-6	.643	177,254	10,426.5
2011-12	9-9	.500	159,627	8,868.2
2012-13	10-8	.556	154,858	8,603.3
2013-14	9-7	.563	161,177	10,073.3
2014-15	10-6	.625	184,314	11,519.6
2015-16	16-3	.842	227,911	11,995.9
2016-17	15-3	.833	241,126	13,396.3
2017-18	10-5	.667	189,265	12,618.7
TOTALS	186-87	.681	3,076,446	11,269.0



ANNUAL SEC CHAMPIONS

YEAR	CHAMPION	SEC	OVERALL	TOURNEY CHAMP	SITE	CHAMPIONSHIP GAME RESULT
1933	Kentucky	8-0	20-3	Kentucky	Atlanta	Kentucky 46, Mississippi State 27
1934	Alabama	13-2	16-2	Alabama	Atlanta	Alabama 41, Florida 25
1935	Louisiana State	12-0	14-1	No Tournament		
	Kentucky	11-0	19-2			
1936	Tennessee	8-4	15-6	Tennessee	Knoxville	Tennessee 29, Alabama 25
1937	Kentucky	5-3	17-5	Kentucky	*Knoxville	Kentucky 39, Tennessee 25
1938	Georgia Tech	9-2	18-2	Georgia Tech	Baton Rouge	Georgia Tech 58, Ole Miss 47
1939	Kentucky	5-2	16-4	Kentucky	Knoxville	Kentucky 46, Tennessee 38
1940	Kentucky	4-4	15-6	Kentucky	Knoxville	Kentucky 51, Georgia 43
1941	Tennessee	8-3	17-5	Tennessee	Louisville	Tennessee 36, Kentucky 33
1942	Kentucky	6-2	19-6	Kentucky	Louisville	Kentucky 36, Alabama 34
1943	Tennessee	6-3	14-4	Tennessee	Louisville	Tennessee 33, Kentucky 30
1944	Kentucky	0-0	19-2	Kentucky	**Louisville	Kentucky 62, Tulane 46
1945	Kentucky	4-1	22-4	Kentucky	Louisville	Kentucky 39, Tennessee 35
1946	Kentucky	6-0	28-2	Kentucky	Louisville	Kentucky 59, Louisiana State 36
1947	Kentucky	11-0	34-3	Kentucky	Louisville	Kentucky 55, Tulane 38
1948	Kentucky	9-0	36-3	Kentucky	Louisville	Kentucky 54, Georgia Tech 43
1949	Kentucky	13-0	32-2	Kentucky	Louisville	Kentucky 68, Tulane 52
1950	Kentucky	11-2	25-5	Kentucky	Louisville	Kentucky 95, Tennessee 58
1951	Kentucky	14-0	32-2	Vanderbilt	Louisville	Vanderbilt 61, Kentucky 57
1952	Kentucky	14-0	29-3	Kentucky	Louisville	Kentucky 44, Louisiana State 43
1953	Louisiana State	13-0	25-2	No Tournament		
1954	Kentucky	14-0	25-0	No Tournament		
	Louisiana State	14-0	21-5			
1955	Kentucky	12-2	23-3	No Tournament		
1956	Alabama	14-0	21-3	No Tournament		
1957	Kentucky	12-2	23-5	No Tournament		
1958	Kentucky	12-2	23-6	No Tournament		
1959	Mississippi State	13-1	24-1	No Tournament		
1960	Auburn	12-2	19-3	No Tournament		
1961	Mississippi State	11-3	19-6	No Tournament		
1962	Mississippi State	13-1	24-1	No Tournament		
	Kentucky	13-1	23-3			
1963	Mississippi State	13-1	23-3	No Tournament		
1964	Kentucky	11-3	21-6	No Tournament		
1965	Vanderbilt	15-1	24-4	No Tournament		
1966	Kentucky	15-1	32-2	No Tournament		
1967	Tennessee	15-3	21-7	No Tournament		
1968	Kentucky	15-3	22-5	No Tournament		
1969	Kentucky	16-2	23-5	No Tournament		
1969	Kentucky	16-2	23-5	No Tournament		
1970	Kentucky	17-1	26-2	No Tournament		
1971	Kentucky	16-2	22-4	No Tournament		
1972	Kentucky	14-4	21-7	No Tournament		
	Tennessee	14-4	19-6			
1973	Kentucky	14-4	20-8	No Tournament		
1974	Vanderbilt	15-3	23-3	No Tournament		
	Alabama	15-3	22-4			
1975	Kentucky	15-3	26-5	No Tournament		
	Alabama	15-3	22-5			
1976	Alabama	15-3	23-5	No Tournament		
1977	Kentucky	16-2	26-4	No Tournament		
	Tennessee	16-2	22-6			
1978	Kentucky	16-2	30-2	No Tournament		
1979	Louisiana State	14-4	23-6	Tennessee	Birmingham	Tennessee 75, Kentucky 69 (OT)
1980	Kentucky	15-3	29-6	Louisiana State	Birmingham	Louisiana State 80, Kentucky 78
1981	Louisiana State	17-1	31-5	Ole Miss	Birmingham	Ole Miss 66, Georgia 62
1982	Kentucky	13-5	22-8	Alabama	Lexington	Alabama 48, Kentucky 46
	Tennessee	13-5	20-10			
1983	Kentucky	13-5	23-8	Georgia	Birmingham	Georgia 86, Alabama 71
1984	Kentucky	14-4	29-5	Kentucky	Nashville	Kentucky 51, Auburn 49
1985	Louisiana State	13-5	19-10	Auburn	Birmingham	Auburn 53, Alabama 49 (OT)
1986	Kentucky	17-1	32-4	Kentucky	Lexington	Kentucky 83, Alabama 72
1987	Alabama	16-2	28-5	Alabama	Atlanta	Alabama 69, Louisiana State 62
1988	Vacated			Vacated	Baton Rouge	Kentucky 62, Georgia 57
1989	Florida	13-5	21-13	Alabama	Knoxville	Alabama 72, Florida 60
1990	Georgia	13-5	20-9	Alabama	Orlando	Alabama 70, Ole Miss 51
1991	Mississippi State	13-5	20-9	Alabama	Nashville	Alabama 88, Tennessee 69
	Louisiana State	13-5	20-10			
1992	Arkansas	13-3	26-8	Kentucky	Birmingham	Kentucky 80, Alabama 54
1993	Vanderbilt	14-2	28-6	Kentucky	Lexington	Kentucky 82, Louisiana State 65
1994	Arkansas	14-2	31-3	Kentucky	Memphis	Kentucky 73, Florida 60
1995	Kentucky	14-2	28-5	Kentucky	Atlanta	Kentucky 95, Arkansas 93 (OT)
1996	Kentucky	16-0	34-2	Mississippi State	New Orleans	Mississippi State 84, Kentucky 73
1997	South Carolina	15-1	24-8	Mississippi State	Memphis	Kentucky 95, Georgia 68
1998	Kentucky	14-2	35-4	Kentucky	Atlanta	Kentucky 86, South Carolina 56
1999	Auburn	14-2	29-4	Kentucky	Atlanta	Kentucky 76, Arkansas 63
2000	Florida	12-4	29-8	Arkansas	Atlanta	Arkansas 75, Auburn 67
	Kentucky	12-4	23-10			
	Tennessee	12-4	26-7			
2001	Florida	12-4	24-7	Kentucky	Nashville	Kentucky 77, Ole Miss 55
	Kentucky	12-4	24-10			
2002	Alabama	12-4	27-8	Mississippi State	Atlanta	Mississippi State 61, Alabama 58
2003	Kentucky	16-0	32-4	Kentucky	New Orleans	Kentucky 64, Mississippi 57
2004	Mississippi State	14-2	26-4	Kentucky	Atlanta	Kentucky 89, Florida 73
2005	Kentucky	14-2	28-6	Florida	Atlanta	Florida 70, Kentucky 53
2006	LSU	14-2	27-9	Florida	Nashville	Florida 49, South Carolina 47
2007	Florida	13-3	35-5	Florida	Atlanta	Florida 77, Arkansas 56
2008	Tennessee	14-2	31-5	Georgia	Atlanta	Georgia 66, Arkansas 57
2009	LSU	13-3	27-8	Mississippi State	Tampa	Mississippi State 64, Tennessee 61
2010	Kentucky	14-2	35-3	Kentucky	Nashville	Kentucky 75, Mississippi State 74 (OT)
2011	Florida	13-3	29-8	Kentucky	Atlanta	Kentucky 70, Florida 54
2012	Kentucky	16-0	38-2	Vanderbilt	New Orleans	Vanderbilt 71, Kentucky 64
2013	Florida	14-4	29-8	Ole Miss	Nashville	Ole Miss 66, Florida 63
2014	Florida	18-0	36-3	Florida	Atlanta	Florida 61, Kentucky 60
2015	Kentucky	18-0	38-1	Kentucky	Nashville	Kentucky 78, Arkansas 63
2016	Texas A&M/Kentucky	13-5	28-9/27-9	Kentucky	Nashville	Kentucky 72, Texas A&M 66
2017	Kentucky	16-2	32-6	Kentucky	Nashville	Kentucky 82, Arkansas 65
2018	Auburn/Tennessee	13-5	26-8/26-9	Kentucky	St. Louis	Kentucky 77, Tennessee 72

NOTES: From 1933-1950 the SEC champion was determined by a tournament, except for 1935. Since 1951, when the round-robin schedule was introduced, the title has been decided by a winning percentage on the conference schedule. * Only eight teams invited to participate. ** Only six teams participated due to World War II. - NOTE: South Carolina joined the SEC prior to the 1991-92 season



ALL-TIME RECORDS VERSUS OPPONENTS

Opponent	First Meeting	Last Meeting	Home	Away	Neut.	Overall	Opponent	First Meeting	Last Meeting	Home	Away	Neut.	Overall	Opponent	First Meeting	Last Meeting	Home	Away	Neut.	Overall
Air Force	1966-67	1966-67	0-0	0-0	1-0	1-0	George Washington	1940-41	1993-94	3-4	2-3	1-2	6-9	Notre Dame	1969-70	1983-84	3-4	1-6	1-0	5-10
Akron	2013-14	2014-15	1-0	0-0	1-1	2-1	Georgetown	1922-23	2004-05	1-1	0-3	0-0	1-4	Ohio State	1988-89	2011-12	1-1	0-2	0-0	1-3
Alabama	1922-23	2017-18	12-7	2-15	2-7	16-29	Georgia	1921-22	2017-18	33-19	18-33	3-6	54-58	Oklahoma	1974-75	1992-93	1-2	0-2	0-0	1-4
Alabama A&M	2009-10	2009-10	1-0	0-0	0-0	1-0	Georgia Southern	1964-65	2009-10	12-3	0-0	0-0	12-3	Oklahoma State	1975-76	2014-15	2-0	0-1	0-0	2-1
Alabama-Birmingham	1985-86	1992-93	1-0	0-1	1-0	2-1	Georgia State	1981-82	1985-86	4-0	0-0	0-0	4-0	Old Dominion	1982-83	1998-99	1-1	0-1	0-1	1-3
Alaska-Anchorage	1990-91	2005-06	0-0	2-0	0-0	2-0	Georgia Tech	1921-22	2015-16	8-10	9-14	1-1	18-25	Oral Roberts	1987-88	2015-16	2-0	0-1	0-0	2-1
Appalachian State	2002-03	2012-13	4-0	0-0	0-0	4-0	Gonzaga	2016-17	2016-17	0-0	0-0	0-1	0-1	Pennsylvania	1951-52	1973-74	1-1	1-0	0-1	2-2
Arizona State	1982-83	1982-83	0-0	0-1	0-0	0-1	Guilford	1917-18	1922-23	0-0	1-1	0-0	1-1	Penn State	1980-81	2007-08	1-0	0-1	1-0	2-1
Arkansas	1991-92	2017-18	7-6	4-11	2-3	13-20	Hamline	1961-62	1961-62	0-0	0-0	1-0	1-0	Pittsburgh	1933-34	2005-06	3-1	2-1	0-0	5-2
Arkansas Little-Rock	2012-13	2012-13	0-0	0-0	1-0	1-0	Hartford	1984-85	1984-85	1-0	0-0	0-0	1-0	Portland	1977-78	1977-78	0-0	0-0	0-1	0-1
Armstrong State	1982-83	1986-87	2-0	0-0	0-0	2-0	Harvard	1976-77	1978-79	2-0	0-0	0-0	2-0	Presbyterian	1916-17	2012-13	23-4	9-4	0-0	32-8
Army	1968-69	1968-69	0-0	0-0	0-1	0-1	Hawaii	1981-82	1981-82	0-0	0-1	0-0	0-1	Princeton	1974-75	2008-09	2-0	1-0	0-3	3-3
Assumption	1965-66	1974-75	0-0	1-0	1-0	2-0	High Point	2015-16	2015-16	1-0	0-0	0-0	1-0	Providence	1970-71	2011-12	2-2	0-2	1-1	3-5
Auburn	1929-30	2017-18	7-11	8-11	3-2	18-24	Hofstra	1975-76	2015-16	3-0	2-0	1-0	6-0	Purdue	1982-83	1998-99	1-0	0-1	0-1	1-2
Auburn-Montgomery	1979-80	1979-80	1-0	0-0	0-0	1-0	Holy Cross	1982-83	2016-17	2-0	0-0	0-0	2-0	Radford	1995-96	2010-11	3-0	0-0	0-0	3-0
Augusta College	1984-85	1990-91	4-0	1-0	0-0	5-0	Houston	1970-71	1990-91	2-0	0-2	1-0	3-2	Rhode Island	1962-63	1985-86	3-0	0-0	3-1	6-1
Baldwin Wallace	1962-63	1962-63	1-0	0-0	0-0	1-0	Idaho	1982-83	200-304	2-0	0-0	0-0	2-0	Richmond	1921-22	2009-10	5-1	2-6	2-1	9-8
Ball State	2001-02	2001-02	1-0	0-0	0-0	1-0	Illinois	1972-73	1978-79	0-1	0-1	1-0	1-2	Rider	1982-83	2012-13	1-1	0-0	0-0	1-1
Baylor	2006-07	2016-17	0-3	2-1	1-0	3-4	Illinois State	2017-18	2017-18	0-0	0-0	0-1	0-1	Roanoke	1937-38	1937-38	0-1	0-0	0-0	0-1
Belmont	1997-98	1997-98	1-0	0-0	0-0	1-0	Indiana	1972-73	1998-99	1-0	0-1	0-1	1-2	Saint Mary's	2013-14	2013-14	0-0	0-0	1-0	1-0
Biscayne	1978-79	1982-83	3-0	1-0	1-0	5-0	Iona	1980-81	1986-87	0-0	0-0	1-1	1-1	San Diego State	1991-92	1991-92	0-0	1-0	0-0	1-0
Boise State	2013-14	2013-14	0-0	0-0	0-1	0-1	Iowa	1971-72	1984-85	0-1	0-1	0-1	0-3	San Francisco	1981-82	1981-82	0-1	0-0	0-0	0-1
Boston College	1971-72	2010-11	0-1	0-1	1-0	1-2	Iowa State	2014-15	2014-15	0-0	0-0	1-0	1-0	San Jose State	1977-78	1977-78	0-0	0-0	1-0	1-0
Boston University	1979-80	1980-81	1-0	1-0	0-0	2-0	Jacksonville	1978-79	2012-13	4-1	0-0	0-0	4-1	Santa Clara	1971-72	1971-72	0-0	0-0	1-0	1-0
Bowling Green	1947-48	1948-49	0-0	0-2	0-0	0-2	Jacksonville State	2008-09	2010-11	2-0	0-0	0-0	2-0	Seron Hall	1973-74	2016-17	0-0	0-0	1-1	1-1
Bradley	1946-47	1962-63	0-0	2-0	0-0	0-2	Kansas	2004-05	2006-07	0-1	0-1	0-0	0-2	Sewanee	1928-29	1932-33	1-0	1-0	0-0	2-0
Brigham Young	1990-91	1993-94	0-0	0-0	1-1	1-1	Kansas State	1989-90	1989-90	0-0	0-0	1-0	1-0	Siena	1990-91	1990-91	0-0	0-1	0-0	0-1
Brooklyn College	1982-83	1982-83	0-0	0-0	1-0	1-0	Kent State	1975-76	1975-76	1-0	0-0	0-0	1-0	South Carolina State	1979-80	2016-17	21-0	0-0	0-0	21-0
Brown	1981-82	1981-82	1-0	0-0	0-0	1-0	Kentucky	1927-28	2017-18	8-20	2-27	2-4	12-51	South Florida	1975-76	2016-17	3-0	1-1	1-0	5-1
Bucknell	1958-59	1974-75	1-0	0-0	0-1	1-1	Kentucky Wesleyan	1954-55	1963-64	0-0	1-1	0-0	1-1	Southern California	1977-78	2011-12	1-1	1-0	1-1	1-3
California	1971-72	1971-72	0-0	0-0	1-0	1-0	Lafayette	1959-60	1973-74	2-0	0-0	1-0	3-0	Southern College	1923-24	1923-24	1-0	0-0	0-0	1-0
Cal-Irvine	2006-07	2007-08	1-0	0-1	0-0	1-1	Lander	1988-89	2016-17	2-0	0-0	0-0	2-0	Southern Illinois	1968-69	1987-88	0-0	0-0	2-0	2-0
Cal-Poly Pomona	1976-77	1976-77	1-0	0-0	0-0	1-0	La Salle	1968-69	2009-10	0-0	0-0	2-1	2-1	SIU-Edwardsville	1991-92	1991-92	1-0	0-0	0-0	1-0
Campbell	1983-84	2007-08	6-1	0-0	0-0	6-1	Lawrence Tech	1948-49	1948-49	0-0	0-1	0-0	0-1	Southern Mississippi	1979-80	1990-91	7-3	1-8	0-0	8-11
Canisius	1962-63	1974-75	2-0	0-1	0-0	2-1	Lenoir Rhyne	1961-62	1961-62	0-0	1-0	0-0	1-0	Southern-Baton Rouge	1991-92	1991-92	1-0	0-0	0-0	1-0
Catholic	1922-23	1924-25	1-0	0-1	0-0	1-1	Limestone	2017-18	2017-18	1-0	0-0	0-0	1-0	SE Louisiana	2011-12	2011-12	1-0	0-0	0-0	1-0
Centenary	1960-61	1961-62	0-0	1-1	0-0	1-1	Lipscomb	2006-07	2015-16	2-0	0-1	0-0	2-1	SW Louisiana	1972-73	1972-73	0-0	0-0	1-0	1-0
Central Florida	1984-85	1985-86	2-0	0-0	0-0	2-0	Long Island	1950-51	1969-70	0-0	0-0	1-1	1-1	Southwest Missouri St.	2003-04	2003-04	0-0	0-0	1-0	1-0
Chaminade	1981-82	2001-02	0-0	0-1	2-0	2-1	Longwood	2009-10	2013-14	2-0	0-0	0-0	2-0	St. Bonaventure	1957-58	1975-76	2-0	1-0	0-1	3-1
Chattanooga	1997-98	1997-98	0-0	0-0	1-0	1-0	Louisiana State (LSU)	1974-75	2017-18	8-8	6-7	4-0	18-15	St. Francis (N.Y.)	1953-54	1953-54	0-0	0-0	0-1	0-1
Charleston Southern	1977-78	2003-04	7-1	0-0	0-0	7-1	Louisiana Tech	1960-61	2016-17	1-0	0-0	1-0	2-0	St. Francis (Pa.)	1983-84	1983-84	1-0	0-0	0-0	1-0
Cincinnati	1967-68	2005-06	8-0	4-5	2-2	14-7	Louisville	1963-64	2005-06	3-4	1-8	1-1	5-13	St. John's (N.Y.)	1972-73	2015-16	0-0	0-3	1-1	1-4
The Citadel	1913-14	2008-09	48-9	28-13	0-1	76-23	Loyola (Ill.)	1985-86	1986-87	1-0	1-0	0-0	2-0	St. Joseph's (Pa.)	1968-69	2004-05	3-0	3-1	1-0	7-1
Clemson	1912-13	2017-18	54-29	33-46	3-3	90-78	Loyola (Md.)	1982-83	1982-83	1-0	0-0	0-0	1-0	St. Louis	1962-63	1978-79	1-0	1-1	1-0	3-1
Cleveland State	1980-81	1980-81	0-1	0-0	0-0	0-1	Lynchburg	1922-23	1922-23	0-0	0-1	0-0	0-1	St. Peter's	1989-90	1989-90	0-0	0-0	0-1	0-1
Coastal Carolina	1988-89	2017-18	2-1	0-0	0-0	2-1	Maine	1978-79	1979-80	1-0	0-1	0-0	1-1	Stanford	1995-96	1995-96	0-0	0-0	0-1	0-1
Coker	2014-15	2014-15	1-0	0-0	0-0	1-0	Manhattan	1971-72	2013-14	4-2	0-0	2-1	6-3	Sterson	1971-72	1983-84	2-1	0-1	1-0	3-2
College of Charleston	1916-17	2008-09	15-0	11-2	1-0	27-2	Marshall	1937-38	2014-15	4-1	1-1	0-0	5-2	Syracuse	1978-79	2016-17	0-1	0-1	2-1	2-3
Colorado State	2001-02	2002-03	1-0	0-1	0-0	1-1	Marquette	1966-67	2016-17	2-5	2-6	1-1	5-12	Temple	1969-70	2017-18	5-1	2-4	1-2	8-7
Columbia	1979-80	1979-80	1-0	0-0	0-0	1-0	Maryland	1924-25	2004-05	13-10	6-20	8-1	27-31	Tennessee	1926-27	2017-18	16-16	9-26	2-2	27-44
Connecticut	1974-75	2000-01	0-0	0-1	1-0	1-1	Maryland-Eastern Shore	1985-86	1985-86	1-0	0-0	0-0	1-0	Tennessee State	1985-86	2011-12	0-1	0-0	1-0	1-1
Coppin State	1996-97	1996-97	0-0	0-0	0-1	0-1	Massachusetts	1992-93	2017-18	1-0	0-1	0-0	1-1	Tennessee Tech	1977-78	2000-01	1-1	0-0	0-0	1-1
Cornell	1970-71	2014-15	0-0	0-0	2-0	2-0	Memphis	1961-62	2016-17	5-4	0-9	1-6	6-19	Texas	1980-81	1981-82	1-0	0-1	0-0	1-1
Creighton	1971-72	1973-74	1-0	1-0	0-0	2-0	Mercer	1917-18	2001-02	4-1	0-1	0-0	4-2	Texas A&M	2012-13	2017-18	2-1	1-3	0-0	3-4
Dartmouth	1979-80	1979-80	1-0	0-0	0-0	1-0	Miami (Fla.)	1948-49	2009-10	1-0	2-5	0-1	3-6	Texas-El Paso	1989-90	2017-18	0-0	1-0	1-0	2-0
Davidson	1909-10	2008-09	24-10	8-9	7-9	39-28	Michigan	1961-62	2016-17	1-1	1-1	1-0	3-2	Texas Tech	1972-73	2017-18	1-1	0-1	1-0	2-2
Dayton	1973-74	1974-75	2-0	0-0	0-0	2-0	Michigan State	1941-42	2010-11	1-0	1-3	0-1	2-4	Toledo	1971-72	2005-06	4-0	1-2	0-0	5-2
Delaware	1978-79	1978-79	0-0	0-0	0-1	0-1	Middle Tennessee State	1985-86	1985-86	0-0	0-0	0-1	0-1	Towson	1984-85	1997-98	2-0	0-0	0-0	2-0
Delaware State	2010-11	2010-11	1-0	0-0	0-0	1-0	Milwaukee (UW)	2012-13	2012-13	1-0	0-0	0-0	1-0	Tulane	1923-24	1995-96	3-1	1-3	1-1	5-5
Denver	1953-54	1953-54	0-0	0-0	0-1	0-1	Minnesota	1977-78	1978-79	1-0	1-0	0-0	2-0	Tulsa	2015-16	2015-16	0-0	0-0	1-0	1-0
DePaul	1961-62	2015-16	2-1	0-3	1-0	3-4	Mississippi (Ole Miss)	1960-61	2017-18	11-2	2-14	6-4	19-20	UCLA	2001-02	2001-02	0-0	0-0	0-1	0-1
DePauw	1972-73	1973-74	2-0	0-0	0-0	2-0	Mississippi State													