

2018

EXPEDITION + MAX



DEP
DEALER ePROCESS



Go Further

EXPERIENCE THE POWER OF MORE. THE ALL-NEW 2018 FORD EXPEDITION.



SMART.

More driver-assist technologies¹ than any vehicle in its class² inspire confidence, helping you stay alert and in command. Our 360-degree camera¹ helps you maneuver at low speeds with a complete view of your surroundings, while a 4G LTE Wi-Fi hotspot^{1,3} allows connection of up to 10 devices. You can even choose which type of get-in-and-go confidence you need using the Terrain Management System.^{TM1} So take charge of the road, and so much more, in the all-new Ford Expedition. Always Unstoppable.



CAPABLE.

More horsepower.⁴ More torque.⁴ EcoBoost[®] power delivers up to 400 horsepower⁵ and 480 lb.-ft. of torque.⁵ New 10-speed automatic transmission. Best-in-class towing capability of 9,300 lbs.⁶ Plus, advanced towing technologies¹ that help make towing and backing up your trailer easier than ever. A new FX4 Off-Road Package, fortified with the gear you need to get out there... and back. Introducing the most capable Expedition ever.



ADAPTABLE.

More ways to utilize space for passengers and cargo. Starting with a spacious cabin with room for up to 8 passengers and their gear. 2nd-row seats that tip-and-slide forward¹ for easy 3rd-row access. Power, fold-flat 2nd-¹ and 3rd-row seats that make it easy to shift between more passengers or more cargo.⁷ And an advanced Cargo Management System¹ to help you stow items securely. Tackle it all in the most adaptable Expedition ever.



MAX.

More cargo room with Expedition MAX. Nearly a foot longer than Expedition, with extra room in all the right places, Expedition MAX is for those who want to go bigger and carry more along the way. It can accommodate an additional 16.9 cu. ft. of cargo.⁷ And with even more head room in the 3rd row, those who need more choose Expedition MAX.

2018 Expedition | ford.com

¹Available feature. ²Class is Extended Utilities based on Ford segmentation. ³SYNC Connect includes complimentary 5-year subscription for remote features, excluding Wi-Fi hotspot, and starts with vehicle sale date. Subscription is subject to compatible 4G network availability. Evolving technology/cellular networks may affect future functionality. Certain restrictions, 3rd-party terms, or message and data rates may apply. FordPass[™] is on the App Store[®] and Google Play.[™] Wi-Fi hotspot includes complimentary wireless data trial that begins upon AT&T activation and expires at the end of 3 months or when 3GB of data is used, whichever comes first, but cannot extend beyond the complimentary 5-year subscription period for remote features. To activate, go to www.att.com/ford. ⁴Compared to 2017 Ford Expedition. ⁵Horsepower and torque ratings achieved with 93-octane fuel. ⁶When properly equipped. ⁷Cargo and load capacity limited by weight and weight distribution.

DEP
REAL PROGRESS





THE BEST ADVENTURES HAPPEN TOGETHER.

MAKE LASTING MEMORIES

With seating for up to 8, the all-new Expedition can carry the whole family in sophisticated style and exceptional comfort.

ENJOY THE RIDE

The most adaptable Expedition ever helps maximize comfort for all. Like 1st-row leather-trimmed seats¹ with heating,¹ ventilation¹ and massage¹. Your choice of 2nd-row, power-folding, 40/20/40 tip-and-slide seats¹ or bucket seats¹. In durable cloth or elegant leather trim.¹ And in the rear, a 60/40 PowerFold[®] power-reclining 3rd-row seat. No matter your location, 15 beverage holders throughout the interior provide a perfect spot for every drink. And there's power for all three rows: with four 12V powerpoints, 6 USB ports¹ and a 110V power outlet¹ to help keep everyone's devices powered up and ready to go.



TAKE COMMAND

It's easy in the all-new Expedition. 10-way power front seats¹ (including power lumbar and recline), power-adjustable pedals, and power sideview mirrors all have a memory feature.¹ Conveniently recall your stored settings (for up to 3 drivers) with just the touch of a button.

TAKE CONTROL

With your Intelligent Access key fob¹ in a pocket or purse, just touch the door handle to unlock. Push-button start and a nicely weighted rotary gear shift dial make it easy to set out for your destination. Reach for the warming touch of a leather-wrapped, heated steering wheel,¹ or enjoy a gentle breeze from the power panoramic Vista Roof^{®1} that spans the first 2 rows.

TAKE IT IN

A B&O PLAY™ Premium Audio System by HARMAN¹ – with specifically engineered 12-speaker placement, tuning and calibration – makes it easy to enjoy every drive. No matter where you're comfortably seated, every seat is the best seat in the all-new Expedition.

LEAD THE WAY

IN A WHOLE NEW DIRECTION.



DEP
DEALER ePROCESS

Max out your adventures in the all-new Expedition MAX. Nearly a foot longer than Expedition, Expedition MAX can accommodate an additional 16.9 cu. ft. of gear.¹ With even more head room in the 3rd row, and larger rear door openings for easier entry and exit. And just like Expedition, the inviting and spacious cabin offers generous room for up to 8 passengers. With 2nd-row, power-folding, tip-and-slide seats,² it makes it possible to keep a child safety seat secured in any section of the seat while you simply slide it forward as passengers get into the 3rd row. In the power-reclining PowerFold[®] 3rd-row seat, they'll be as comfortable as in any seat in the cabin. To quickly switch from passengers to cargo hauler – and back again – power, fold-flat, 2nd-² and 3rd-row seats operate with push-button simplicity. Accessing the cargo area is as simple as manually opening the liftgate glass or the liftgate itself, or by waving your foot under the rear bumper to take advantage of the ultra-convenient hands-free foot-activated liftgate.³ With both rows folded flat, Expedition MAX can even carry up to 4' x 8' sheets of plywood with the liftgate closed.



With a 4G LTE Wi-Fi hotspot^{1,2} and the Dual-Headrest Rear Seat Entertainment System,³ passengers can view content from their compatible Apple® or Android™ devices on the screen mounted securely to the back of each front seat. Content can also be accessed via SD card, HDMI cable, USB device, or by using SYNC® AppLink®, which lets an adult monitor and control viewing. Plus, Slingbox® owners can even watch their favorite TV channels on the go. A charging pad^{1,3} in the front center console allows convenient wireless charging of compatible mobile devices.

In fact, Expedition provides charging power in every row for smartphones and other devices – with four 12V powerpoints, 6 USB ports,¹ and one 110V outlet.¹ Plus, PowerFold 2nd-¹ and 3rd-row seats, and a power panoramic Vista Roof®¹ with power sunshade add convenience and character on the go.



2018 Expedition | ford.com

Expedition MAX Platinum. Leather-trimmed interior in Ebony. Available equipment. ¹Available feature. ²SYNC Connect includes complimentary 5-year subscription for remote features, excluding Wi-Fi hotspot, and starts with vehicle sale date. Subscription is subject to compatible 4G network availability. Evolving technology/cellular networks may affect future functionality. Certain restrictions, 3rd-party terms, or message and data rates may apply. FordPass™ is on the App Store® and Google Play™. Wi-Fi hotspot includes complimentary wireless data trial that begins upon AT&T activation and expires at the end of 3 months or when 3GB of data is used, whichever comes first, but cannot extend beyond the complimentary 5-year subscription period for remote features. To activate, go to www.att.com/ford. ³Not all phones are compatible with wireless charging. Available wireless phone charger supports Qi and PMA standards.





ENJOY SPACIOUS COMFORT.

IN ALL 3 ROWS.

DEP
DEALER ePROCESS



AS WELL AS SPACE

FOR ALL YOUR GEAR.





FORDPASS™ SMARTPHONE APP³

Your personal journey assistant
Find fuel and compare prices
Find, reserve and pay for parking
in select locations
Get help from our trained team
of Ford Guides – available 24/7



APPLE CARPLAY™ COMPATIBILITY⁵

Use Siri to interact with your iPhone
Access your favorite songs and
playlists in Apple Music®
Utilize Apple Maps for voice-guided
navigation and estimated travel time



SYNC CONNECT^{2,4}

4G LTE Wi-Fi hotspot lets
you connect up to 10 devices
Powered by FordPass to:

- Locate your vehicle
- Remotely start, stop, lock
or unlock it
- Check your fuel level
and mileage



SYNC APPLINK®⁶

Voice control for your favorite
compatible mobile apps
Spotify® ♦ Pandora® ♦ and more



VOICE-ACTIVATED NAVIGATION²

Turn-by-turn directions
Vivid 3-D maps
Pinch-to-zoom touchscreen
capability



ANDROID AUTO™ COMPATIBILITY⁵

Talk to Google™ to interact with
your Android™ smartphone
Access your favorite music
through your apps
Utilize Waze™ or Google Maps™
for voice-guided navigation and
estimated travel time



SIRIUSXM® TRAFFIC & TRAVEL LINK®^{2,7}

Complimentary for 5 years
Real-time traffic updates
Fuel station locations and prices
Current and forecasted weather
Movie locations and showtimes
Sports scores

SYNC 3

STAY CONNECTED ON THE MOVE.

Imagine controlling calls, music and more with just a touch and your voice. SYNC® 3^{1,2} lets you keep your hands on the wheel while it quickly responds to your spoken requests. Or use the responsive touchscreen in the center of your instrument panel to access its many helpful features. Bring the power of Siri® into Expedition with Siri Eyes Free and your paired iPhone®. The system also features 2 smart-charging USB ports to help keep your devices powered up and ready to go.

2018 Expedition | ford.com

¹Don't drive while distracted. Use voice-operated systems when possible; don't use handheld devices while driving. Some features may be locked out while the vehicle is in gear. Not all features are compatible with all phones. ²Available feature. ³Available via download and compatible with select smartphone platforms. Learn more at fordpass.com. Message and data rates may apply. ⁴Certain restrictions, 3rd-party terms, or message and data rates may apply. See footnote 4 in "Build Your Expedition" section of Specifications and your Ford Dealer for details. ⁵Requires phone with active data service and compatible software. SYNC does not control 3rd-party products while in use. 3rd parties are solely responsible for their respective functionality. ⁶Commands may vary by phone and AppLink software. ⁷Certain restrictions, 3rd-party terms, or message and data rates may apply. See footnote 3 in "Build Your Expedition" section of Specifications and your Ford Dealer for details.

DEP
DRIVEN BY EXPEDITION



DO MORE.

IN THE MOST CAPABLE

EXPEDITION EVER.



DEP
DEALER ePROCESS

Hit the ground towing with best-in-class max. 9,300-lb. towing capability¹ in the all-new 2018 Ford Expedition. It all begins with a firm foundation, including a redesigned high-strength steel frame, and an all-new, high-strength, aluminum-alloy body.²

ACCELERATE YOUR ADVENTURES

With 375 hp³ and 470 lb.-ft. of torque,³ the twin-turbocharged, port- and direct-fuel-injected 3.5L EcoBoost[®] engine delivers responsive acceleration, and is teamed with a new 10-speed SelectShift[®] automatic transmission. Its wide 7.4:1 gear ratio span helps smooth out the steps between gears – delivering the engine's power consistently for an enjoyable driving experience.

ENHANCE TOWING CONFIDENCE

Three features of the new 10-speed automatic are particularly useful when towing. SelectShift capability allows you to manually upshift or downshift without using a clutch. Progressive range select mode allows you to lock out the upper gears while towing to help maintain a consistent speed on steep grades. And tow/haul mode features smart shift logic that helps to eliminate unwanted frequent gear shifting on steep uphill grades, while allowing engine braking to help maintain vehicle speed when descending a steep grade with a load in tow.

BACK UP YOUR TRAILER WITH EASE

Pro Trailer Backup Assist^{TM4,5} makes backing up your trailer as easy as turning a knob. While your sideview mirrors are your primary visual aid, Pro Trailer Backup Assist features a rear view camera image to help view trailer direction and determine trailer placement. Simply rotate the knob in the direction you want the trailer to go. The system automatically steers Expedition to turn the trailer the desired amount.

GET A 360° VIEW

A 360-degree camera with Split-View Display^{4,5} features 4 cameras that let you see all sides of the vehicle on the 8" color LCD touchscreen.⁴ It works at low speeds in Forward and Reverse.

2018 Expedition | ford.com

Expedition and Expedition MAX Platinum. Stone Gray. Available equipment. ¹When properly equipped. ²6000-series aluminum alloy. ³400 horsepower and 480 lb.-ft. of torque on Platinum.

⁴Available feature. ⁵Driver-assist features are supplemental and do not replace the driver's attention, judgment and need to control the vehicle.





COMMAND CONFIDENTLY

WITH ALL-AROUND ASSISTANCE.

Expedition driver-assist features¹ can help prevent a collision with a vehicle or pedestrian,² help keep you centered in your lane,² and warn you of vehicles detected in your blind spots.² Expedition can even take the hassle out of parking with enhanced active park assist.^{1,2} It not only assists you in finding a spot, it steers the vehicle into it while you control the brake, accelerator and rotary gear shift dial. As you pull out of a parallel spot, it provides assistance as well.

IN TRAFFIC

Adaptive cruise control with stop-and-go^{1,2} actively controls acceleration and braking based on the speed you set, automatically adjusting that speed to maintain 1 of 4 preset gaps from the vehicle directly in front of you. The system can be used in both high and low speeds, and can even follow that vehicle to a complete stop.

WHEN CHANGING LANES

BLIS® (Blind Spot Information System) with trailer coverage^{1,2,3} warns you if it detects a vehicle in either of your blind spots while driving forward. Optimized for Expedition, the range of BLIS can be programmed and extended to include a conventional trailer. When not towing, cross-traffic alert notifies you of vehicles approaching from the sides while in Reverse.

WHEN NECESSARY

Pre-Collision Assist with Pedestrian Detection^{1,2} can alert you with visible and audible warnings if a potential collision with a vehicle or pedestrian is detected. If the system determines a collision is imminent, active braking may automatically apply the brakes.⁴

BETWEEN THE LINES

Drifting out of your lane? The Lane-Keeping System^{1,2} can help. By applying steering wheel torque, and even alerting you with gentle steering wheel vibrations, it helps direct you to return to your lane.⁵ If it detects you've come too close to – or crossed – the lane markers multiple times, a Driver Alert System^{1,2} displays a coffee cup icon to suggest taking a break from driving.





ASCEND THE SUMMIT WITH PLATINUM

You've reached the pinnacle. Up here, 22" polished aluminum wheels command attention. Power-deployable running boards with polished stainless accents extend to give you a lift. An enhanced 3.5L EcoBoost® engine delivers 400 horsepower¹ and 480 lb.-ft. of torque¹. While a continuously controlled damping (CCD) suspension makes adjustments in milliseconds to help improve vehicle control. Inside, enjoy the most luxurious Expedition. Real wood accents. Perforated inserts and quilted bolsters that define the luxury leather-trimmed, heated and ventilated multicontour front seats with Active Motion®. And every driver-assist technology that Expedition offers is at your service. This is Platinum. Enjoy the view.

DEP
DEALER ePROCESS

VENTURE OUT WITH CONFIDENCE.

MAINTAIN YOUR BALANCE

AdvanceTrac® with RSC® (Roll Stability Control™)¹ enhances vehicle stability in a wide range of conditions. By selectively applying individual brakes and modifying engine power, the system helps keep all 4 wheels firmly planted. In addition, Curve Control¹ helps slow you down if you're heading into a curve too quickly.

ENHANCE YOUR PEACE OF MIND

A suite of 6 standard airbags includes the patented Safety Canopy® System with rollover sensor. If needed, the system can deploy side-curtain airbags along all 3 vehicle rows. The Individual Tire Pressure Monitoring System² allows you to check pressure in each tire. You'll be notified if any tire's pressure is low. A numerical value will even tell you how low.



DEP
DEALER ePROCESS

2018 Expedition | ford.com

XL. Ruby Red Metallic Tinted Clearcoat. Available equipment. ¹Remember that even advanced technology cannot overcome the laws of physics. It's always possible to lose control of a vehicle due to inappropriate driver input for the conditions. ²Excludes spare.



GO BEYOND PAVEMENT

WITH FX4.



GET OUT THERE

And back, thanks to the exceptional off-road capability provided by the Expedition FX4 Off-Road Package.

TAKE YOUR CROWD AWAY FROM THE CROWDS

With the easy-to-use 4WD with Terrain Management System,[™] you can select from 7 drive modes that help Expedition FX4 adapt to different road conditions. Skid plates help protect the underbody. A patented electronic limited-slip rear differential can vary power output from side-to-side in low-traction off-road situations, depending on which wheels need extra traction. Off-road-tuned front and rear shocks help keep you in contact with solid ground. While all-terrain tires with thick sidewalls deliver the traction needed over rough terrain. Chrome-plated running boards and 18" Magnetic-painted cast-aluminum wheels set you apart on the trails. Hit the ground running in the most off-road capable Expedition ever – FX4.

DEP
DEALER ePROCESS

STANDARD FEATURES

Mechanical

4-wheel independent suspension
Class IV trailer hitch receiver with 7- and 4-pin connectors
Electric power-assisted steering
Power 4-wheel disc brakes with Anti-Lock Brake System (ABS)
Trailer sway control

Driver-Assist Technology

Autolamp automatic on/off headlamps
Hill Descent Control™ (4x4 only)
Hill start assist
Reverse Sensing System

Seating

1st-row bucket seats
60/40 split PowerFold® 3rd-row seat with power recline

Interior

1st-row center console with armrest and storage bin with lid
1st-row map, 2nd- and 3rd-row dome, and rear cargo area lights
12V powerpoints (4)
Auto-dimming rearview mirror
Cargo Management System
Cargo net
Cargo protector
Coat hooks in 2nd row (2) and 3rd row (2)
Cupholders (15)
Driver and front-passenger sliding sun visors with illuminated visor vanity mirrors
Illuminated Entry System with theater-dimming feature
Message center with trip computer
Outside temperature display
Overhead console with sunglasses holder and conversation mirror
Particulate air filter
Push-button start
Power windows with one-touch-up/-down feature for 1st row
Rotary gear shift dial
SiriusXM® Radio with 6-month trial subscription¹
Smart-charging USB ports for 1st row (1) and 2nd row (2)
Steering wheel-mounted cruise and audio controls
Universal garage door opener

Exterior

Configurable daytime running lamps (DRL)
Easy Fuel® capless fuel filler
Front tow hooks (4x4 only)
Intermittent front and rear wipers
Privacy glass (2nd- and 3rd-row windows, and liftgate window)
Windshield wiper de-icer

Safety & Security

Personal Safety System™ for driver and front passenger includes dual-stage front airbags,² safety belt pretensioners, safety belt energy management retractors, safety belt usage sensors, driver's seat position sensor, crash severity sensor, restraint control module and Front-Passenger Sensing System
Front-seat side airbags²
Safety Canopy® System with side-curtain airbags² and rollover sensor
3-point safety belts for all seating positions
AdvanceTrac® with RSC® (Roll Stability Control™)
Belt-Minder® front safety belt reminder
Child-safety rear door locks
Height-adjustable shoulder safety belts for 1st row
Individual Tire Pressure Monitoring System (excludes spare)
LATCH – Lower Anchors and Tether Anchors for Children (all 2nd-row seating positions and 3rd-row outboard seating positions)
MyKey® technology to help parents encourage responsible driving
Perimeter alarm
Rear view camera with backup assist grid lines and washer
SecuriCode™ invisible keypad
SecuriLock® Passive Anti-Theft System
SOS Post-Crash Alert System™

POWERTRAINS/EPA-ESTIMATED RATINGS³/DIMENSIONS

3.5L EcoBoost® V6

Auto Start-Stop Technology
375 hp @ 5,000 rpm
470 lb.-ft. of torque @ 3,500 rpm
Standard: XLT/Limited

3.5L EcoBoost V6 Platinum Series

Auto Start-Stop Technology
400 hp @ 5,000 rpm⁴
480 lb.-ft. of torque @ 3,500 rpm⁴
Standard: Platinum

Expedition

10-speed SelectShift® automatic
2WD 17 city/24 hwy/20 combined mpg
4WD 17 city/22 hwy/19 combined mpg

Expedition MAX

10-speed SelectShift automatic
2WD 17 city/23 hwy/19 combined mpg
4WD 16 city/21 hwy/18 combined mpg

Exterior	Expedition/MAX 4x2 (4x4)
Wheelbase	122.5"/131.6"
Length	210.0"/221.9"
Height – Excluding options	76.6" (76.4")/76.4" (76.2")
Width – Including mirrors	93.4"
Width – Mirrors folded	83.6"
Minimum running ground clearance	9.8"/9.8" (9.7")
Overhang – Front	38.2"
Overhang – Rear	49.3"/52.0"
Ramp breakover angle	21.5° (21.4°)/20.3° (20.1°)
Angle of approach	23.4° (23.3°)/24.0° (23.7°)
Angle of departure	22.2° (21.9°)/21.5° (21.3°)

Interior	Expedition/MAX
1st Row	
Head room (max.)	42.0"
Leg room (max.)	43.9"
Shoulder room	64.9"
2nd Row	
Head room	40.0"
Leg room	41.5"
Leg room (with seat full rearward)	42.6"
Shoulder room	64.8"

3rd Row	
Head room	37.3"/37.4"
Leg room	36.1"
Leg room (with 2nd-row seat full rearward)	40.9"
Shoulder room	64.2"/64.3"

Capacities (cu. ft.)	
Passenger volume	171.9/172.0
Cargo volume behind 1st row	104.6/121.5
Cargo volume behind 2nd row	57.5/73.3
Cargo volume behind 2nd row (with 2nd-row seat full forward)	63.6/79.6
Cargo volume behind 3rd row	19.3/34.3
Cargo volume behind 3rd row (with 3rd-row seat full upright)	20.9/36.0
Fuel tank (gal.)	23.6/27.8

Maximum Loaded Trailer Weight (lbs.)⁵	
4x2 Class IV	9,300/9,000
4x4 Class IV	9,200/9,000







1	18" Machined-Face Aluminum with Magnetic-Painted Pockets	S	XLT
2	18" Magnetic-Painted Cast Aluminum	I	XLT with FX4 Off-Road Package
3	20" Luster Nickel-Painted Aluminum	O	XLT 201A and 202A
4	20" Ultra Bright Machined Aluminum with Dark Tarnish-Painted Pockets	S	Limited 300A and 301A
5	22" Polished Aluminum	S	Platinum/Limited 302A



DEP
DEALER ePROCESS

BUILD YOUR EXPEDITION			S : STANDARD	O : OPTIONAL	P : PACKAGE CONTENT									
XLT	LIMITED	PLATINUM				XLT	LIMITED	PLATINUM				XLT	LIMITED	PLATINUM
O	O	O	Mechanical			S	S	Flooring – Upgraded carpeted floor mats for 1st and 2nd rows				S		Running boards – Power-deployable, Magnetic-painted with polished stainless accents
			4-wheel drive (4WD) (includes 1-speed transfer case, Terrain Management System,™ Hill Descent Control,™ and front tow hooks)			O	O	Flooring – Floor liners for 1st and 2nd rows					S	Running boards – Power-deployable, body-color-painted with polished stainless accents
	P	S	Continuously controlled damping (CCD) suspension					Intelligent Access						
		S	Enhanced active noise control					Leather door-trim accents						
S	S	S	Rear-wheel drive (RWD)			S		Pedals – Power-adjustable				P	S	Safety & Security
			Driver-Assist Technology			P	S	Pedals – Power-adjustable with memory					S	Advanced Security Pack – SecuriLock® Passive Anti-Theft System, and inclination/intrusion sensors
	P	S	360-degree camera with Split-View Display					Real wood accent on center console						
P	S	S	BLIS® (Blind Spot Information System) with trailer coverage and cross-traffic alert¹			P	S	Remote Start System				O		Equipment Groups & Packages
	O/P	S	Enhanced active park assist with parallel park, park out assist, and reverse perpendicular parking²			O	O	Reversible cargo mat						Equipment Group 201A: 10-way power front seats, including power lumbar and recline; leather-trimmed 1st- and 2nd-row seats; vinyl-trimmed 3rd-row seat; sideview mirrors with integrated turn signal indicators
	S	S	Forward Sensing System			S		Steering column – Manual-tilt/-telescoping				O		Equipment Group 202A: all content of 201A + BLIS (Blind Spot Information System) with trailer coverage and cross-traffic alert;¹ hands-free foot-activated liftgate; heated and ventilated 1st-row seats; power-folding 2nd-row; power-folding 3rd-row head restraints; heated steering wheel; power-tilt/-telescoping steering column; memory feature for driver's seat, power-adjustable pedals, steering column and sideview mirrors; Intelligent Access; Remote Start System; dual-zone electronic automatic temperature control; SYNC 3; 110V/150W AC power outlet; ambient lighting; black running boards with chrome accents; auto-dimming driver's sideview mirror; Advanced Security Pack + Connectivity Package
P	P	S	Rain-sensing windshield wipers			P	S	Steering column – Power-tilt/-telescoping						Equipment Group 301A: power panoramic Vista Roof, voice-activated Navigation System; and Driver Assistance Package
S			SYNC® Voice Recognition Communications and Entertainment System with 4.2" color LCD screen in center stack, 911 Assist,® AppLink,® and 1 smart-charging USB port			P	S	Steering wheel – Heated						Equipment Group 302A: all content of 301A + 22" polished aluminum wheels (includes continuously controlled damping [CCD] suspension); 360-degree camera with Split-View Display and front and rear washers; LED headlamps and fog lamps; and enhanced active park assist with parallel park, park out assist, and reverse perpendicular parking
P	S	S	SYNC 3 with 8" color LCD capacitive touchscreen in center stack, 911 Assist, AppLink, Apple CarPlay™ compatibility, Android Auto™ compatibility, and 2 smart-charging USB ports			S		Steering wheel – Leather-wrapped				O	O	S Cargo Package: advanced cargo manager, and roof-rail crossbars
			Seating				S	Steering wheel – Top-hide leather-wrapped with Dark Parchment Euro stitching				P	S	S Connectivity Package: SYNC Connect⁴ embedded 4G LTE modem powered by FordPass™ App⁵ (includes Wi-Fi hotspot capability), 3rd-row smart-charging USB ports (2), and wireless charging pad
S			6-way power driver seat and 2-way manual front-passenger seat					Steering wheel – Wollsdorf leather-wrapped with Pecan Euro stitching				O	O/P	S Driver Assistance Package: adaptive cruise control with stop-and-go, Pre-Collision Assist with Pedestrian Detection, auto high-beam headlamps, Lane-Keeping System, and rain-sensing windshield wipers (requires Equipment Group 202A on XLT)
P	S	S	10-way power driver and front-passenger seats, including power lumbar and recline			S								
		S	1st-row multicontour seats with Active Motion®					Exterior						
			2nd-row 40/20/40 split-fold seats with CenterSlide® and manual recline				S	Door handles – Body-color						
P	S	S	2nd-row 40/20/40 power-folding, tip-and-slide seats with CenterSlide and manual recline					Door handles – Body-color with chrome inserts						
	O	O	2nd-row power-folding, tip-and-slide bucket seats				S	Door handles – Body-color with satin-chrome inserts						
P	S	S	1st-row heated and ventilated seats			S	S	Fog lamps – Halogen						
	S	S	2nd-row heated outboard seats			P	S	Fog lamps – LED						
P	S	S	3rd-row power-folding head restraints			S	S	Grille – Chrome outer and inner						
			Interior					Grille – Satin-aluminum outer with bright chrome inserts						
S			AM/FM stereo/single-CD player with MP3 capability and 9 speakers			P	S	Hands-free foot-activated liftgate						
	S	S	B&O PLAY™ Premium Audio System by HARMAN with 12 speakers and HD Radio™ Technology			S	S	Headlamps – Halogen						
O	O/P	S	Voice-activated Navigation System² with pinch-to-zoom capability, and integrated SiriusXM Traffic and Travel Link® with 5-year subscription³				O/P	Headlamps – LED (includes LED fog lamps)						
P	S	S	110V/150W AC power outlet				S	LED taillamps						
P	S	S	Ambient lighting			S		Mirrors – Power, heated sideview with integrated blind spot mirrors and security approach lamps						
		S	Brushed-aluminum front door-sill scuff plates			P	S	Mirrors – Autofold power, heated sideview with auto-dimming driver's side, integrated blind spot mirrors, security approach lamps, integrated turn signal indicators and memory feature						
S			Climate – Manual single-zone air conditioning			S	S	Mirrors – Body-color caps						
P	S	S	Climate – Dual-zone electronic automatic temperature control					Mirrors – Satin-aluminum caps						
	O	O	Dual-Headrest Rear Seat Entertainment System			P	S	Mirrors – Integrated turn signal indicators						
S			Flooring – Carpeted floor mats for all rows			O	O/P	Power panoramic Vista Roof® with power sunshade²						
						S		Roof rack – Black side rails						
							S	Roof rack – Bright side rails						
								Roof rack – Satin-aluminum side rails						
						P	P	Roof rack – Black crossbars						
						S		Running boards – Black						
						P		Running boards – Black with chrome accents						
						P		Running boards – Chrome-plated with angular step bars						



	XLT				LIMITED		PLATINUM	
Exterior	Oxford White	1	2	3	4	3	4	
	White Platinum Metallic Tri-coat ¹	1	2	3	4	3	4	5 6
	Ingot Silver ²	1	2	3	4	3	4	5 6
	White Gold ²	1	2	3	4	3	4	5 6
	Ruby Red Metallic Tinted Clearcoat ¹	1	2	3	4	3	4	5 6
	Blue ²	1	2	3	4	3	4	5 6
	Stone Gray ²	1	2	3	4	3	4	5 6
	Magnetic ²	1	2	3	4	3	4	5 6
	Shadow Black	1	2	3	4	3	4	5 6



FORD ACCESSORIES

Expedition MAX Platinum in Shadow Black accessorized with smoked hood deflector, roof crossbars,¹ and roof-mounted cargo box by THULE^{®1,2}

accessories.ford.com

Exterior


- Hood deflector
- Racks and carriers^{1,2}
- Roof crossbars¹ (B)
- Splash guards
- Sportz[®] tent²
- Trailer towing accessories
- Wheel lock kits

Interior

- Ash cup/coin holders
- Cargo organizers and protectors
- Carpeted floor mats
- First aid and roadside assistance kits²
- Floor liners (A)
- In-vehicle safe² (C)
- Interior light kit
- Leather-trimmed interior seating²
- Protective seat covers²
- Tablet cradle²
- UVS100[®] Custom Sunscreen²

Electronics

- Bullfrog[®] portable Bluetooth[®] speakers²
- Rear seat entertainment²
- Remote start systems (D)
- Vehicle Security System
- Warning sensor systems²



New Vehicle Limited Warranty. We want your Ford Expedition ownership experience to be the best it can be. Under this warranty, your new vehicle comes with 3-year/36,000-mile bumper-to-bumper coverage, 5-year/60,000-mile Powertrain Warranty coverage, 5-year/60,000-mile safety restraint coverage, and 5-year/unlimited-mile corrosion (perforation) coverage – all with no deductible. Please ask your Ford Dealer for a copy of this limited warranty.

Roadside Assistance. Covers your vehicle for 5 years or 60,000 miles, so you have the security of knowing that help may be only a phone call away should you run out of fuel, lock yourself out of the vehicle or need towing. Your Ford Dealer can provide complete details on all of these advantages.

Ford Credit. Get the ride you want. Whether you plan to lease or finance, you'll find the choices that are right for you at Ford Credit. Ask your Ford Dealer for details or check us out at fordcredit.com.

Ford Protect Extended Service Plans. Whether you purchase or lease your Ford vehicle, insist on genuine Ford Protect extended service plans. Ford Protect has a variety of plans to give you peace-of-mind protection whether you want vehicle component or maintenance coverage. Plus, they are fully backed by Ford and honored at all Ford dealerships in the U.S., Canada and Mexico. When you visit your dealer, insist on genuine Ford Protect extended service plans.

Insurance Services. Get Ford Motor Company quality in your auto insurance. Our program offers industry-leading benefits and competitive rates. Call 1-877-367-3847, or visit us at fordvp.com for a no-obligation quote. Insurance offered by American Road Services Company (in CA, American Road Insurance Agency), a licensed agency and subsidiary of Ford Motor Company.

Ford Original Accessories. They're warranted for whichever provides you the greatest benefit: 24 months/unlimited mileage, or the remainder of your Bumper-to-Bumper 3-year/36,000-mile New Vehicle Limited Warranty. Ford Licensed Accessories (FLA) are warranted by the accessory manufacturer's warranty. FLA are designed and developed by the accessory manufacturer and have not been designed or tested to Ford Motor Company engineering requirements. Contact your Ford Dealer for details and/or a copy of all limited warranties.

Android, Android Auto, Google, Google Maps, Google Play, Waze and logos are trademarks of Google Inc. Apple, Apple CarPlay, Apple Music, iPhone and Siri are trademarks of Apple Inc., registered in the U.S. and other countries. App Store is a service mark of Apple Inc. B&O PLAY is a licensed trademark of HARMAN International Industries, registered by Bang & Olufsen A/S in the United States and other countries. Bullfrog is a registered trademark of Stillwater Designs. "HD Radio" and the HD Radio logo are proprietary trademarks of iBiquity Digital Corporation. PANDORA, the PANDORA logo, and the Pandora trade dress are trademarks or registered trademarks of Pandora Media, Inc. Used with permission. Sirius, XM and all related marks and logos are trademarks of Sirius XM Radio Inc. Slingbox is a registered trademark of Sling Media, Inc. Spotify is a registered trademark of Spotify AB, Sweden. The Bluetooth word mark is a trademark of the Bluetooth SIG, Inc. THULE is a registered trademark of Thule Sweden AB.

Comparisons based on competitive models (class is Extended Utilities based on Ford segmentation), publicly available information and Ford certification data at time of release. Vehicles may be shown with optional equipment. Features may be offered only in combination with other options or subject to additional ordering requirements/limitations. Dimensions shown may vary due to optional features and/or production variability. Information is provided on an "as is" basis and could include technical, typographical or other errors. Ford makes no warranties, representations, or guarantees of any kind, express or implied, including but not limited to, accuracy, currency, or completeness, the operation of the information, materials, content, availability, and products. Ford reserves the right to change product specifications, pricing and equipment at any time without incurring obligations. Your Ford Dealer is the best source of the most up-to-date information on Ford vehicles.

¹Consult your owner's manual for details on roof-rack load limits. ²Ford Licensed Accessory.