

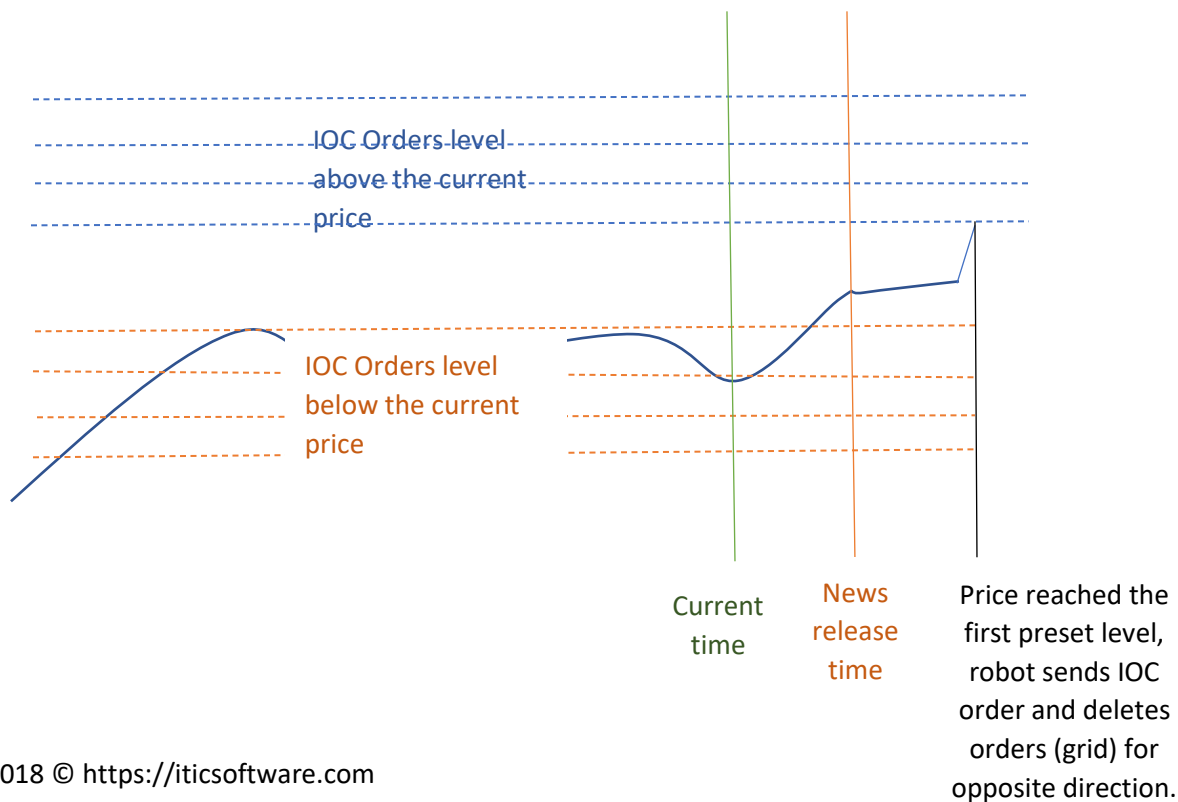
FX Robot NewsGrid For FIX API Accounts

NewsGrid Robot Home page: <https://iticsoftware.com/en/forex-robot-fix-api-newsgrid.html>

Important: FX Robot NewsGrid works only on FIX API accounts under FIX API Trader control. To use this EA, you should have FIX API Trader: <https://iticsoftware.com/en/fix-api-trader.html> software. This Robot doesn't work on MT4 accounts.

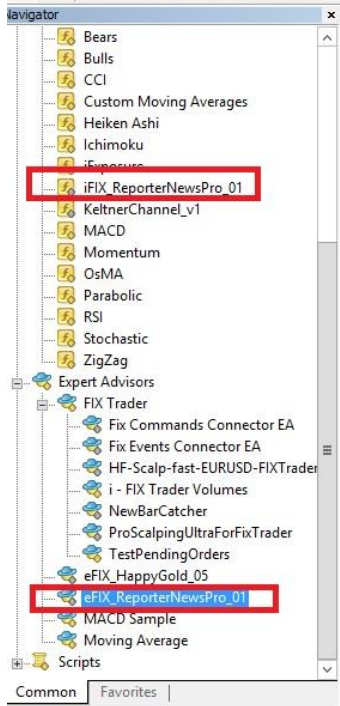
Conception

FX Robot NewsGrid places levels for IOC orders with preset distance between orders (grid) below and above the current price level for several second before news release. When price reach the first preset level, robot sends IOC order and deletes orders (grid) for opposite direction. Forex robot also deletes all not executed orders for grid after preset grid lifetime expiration.

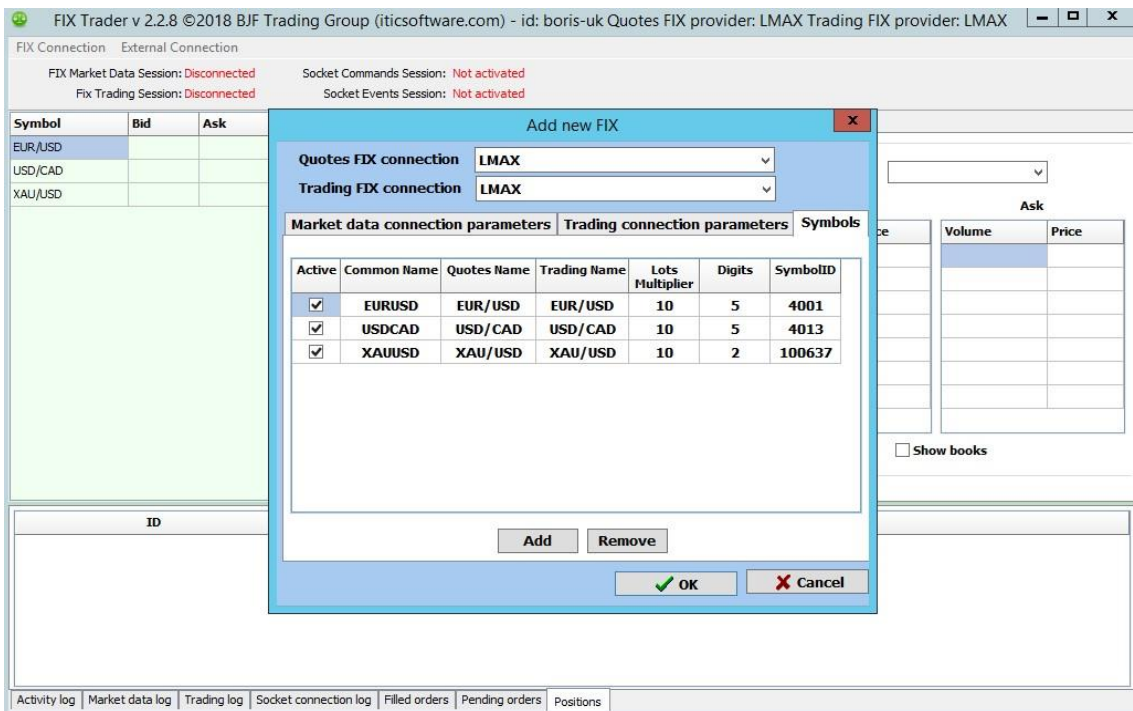


Installation

Download and install new version of FIX API Trader.



4. After installation Expert Advisor **eFIX_NewsGridPro5.1.ex4** and indicator **iFIX_ReporterNewsPro_01.ex4** should appear in MT4 navigator window
5. First of all you need to add currencies to FIX API Trader (FIX API Trader menu FIX Connection, "Symbols" tab)

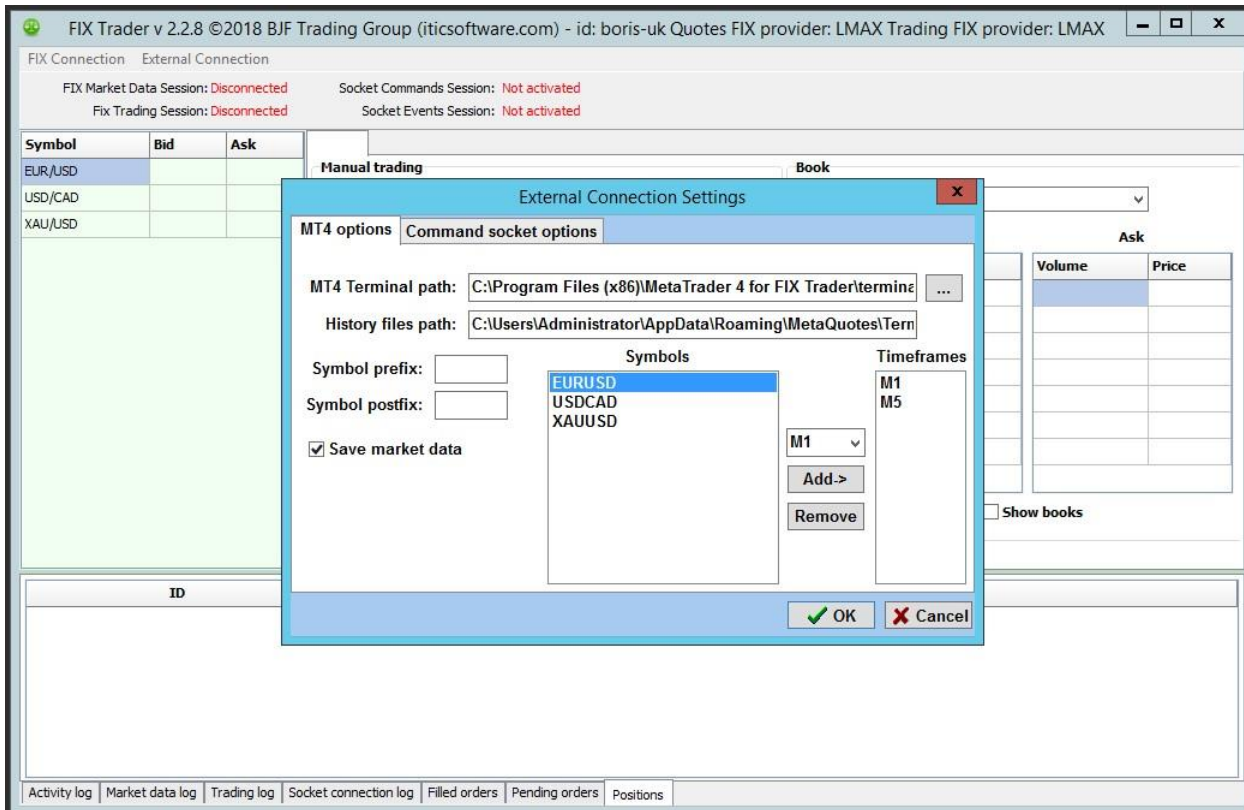


Web: <https://iticsoftware.com>

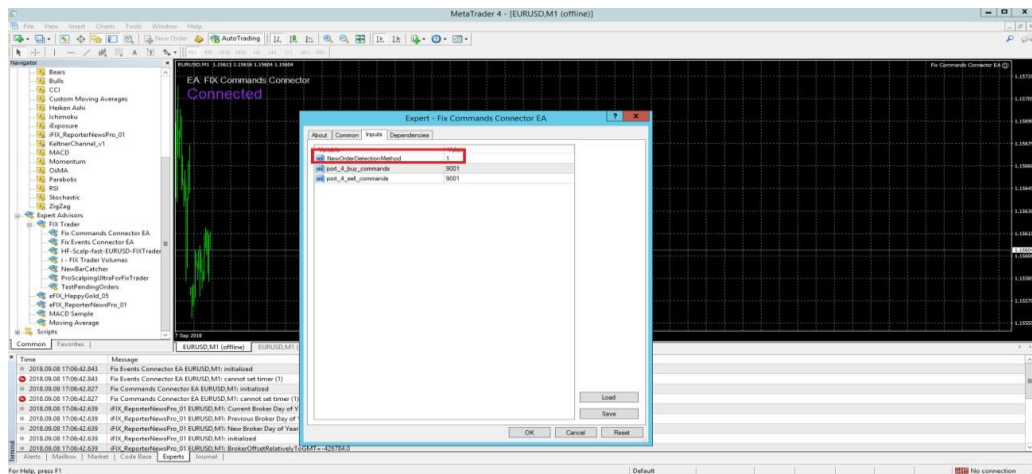
e.: cs@itics.ca

Telegram channel: <https://t.me/bjftg>

- Then you need to add timeframe M1 for each required currency (FIX API Trader menu External Connection, "MT4 options" tab)



- Reconnect FIX API
- Open MT4 Template for FIX API Trader
- Open 2 charts (offline) for Commands and Events connectors
- NewOrderDetectionMethod for Commands Connector (Inputs tab) should be 1



11. eFIX_NewsGridPro5.1 can be used in **3 modes**: fully automated, semi-automated and manual modes.

Table: Robot Mode Settings

Robot's Mode	Settings	Additional Information
Fully automate	<p>pb_GridUseManualStartTime=false</p> <p>ps_GridManualStartTime= "20:11:00"; - doesn't meter</p> <p>pb_GridUseNewsManually= false</p> <p>pb_GridUseNewsAuto= true</p>	<p>You can trade only news/currencies available on forexfactory calendar;</p> <p>You need to open only 1 chart for each currency and add robot to each chart;</p> <p>You do not need to add news indicator.</p>
Semi automated	<p>pb_GridUseManualStartTime=false</p> <p>ps_GridManualStartTime= "20:11:00"; - doesn't meter</p> <p>pb_GridUseNewsManually= true</p> <p>pb_GridUseNewsAuto= false</p>	<p>You can trade only news/currencies available on forexfactory calendar;</p> <p>You need to open only 2 charts for each currency and add robot and indicator for each currency, but different charts;</p> <p>You need to select news on indicator which you want to trade;</p>
Manual Mode	<p>pb_GridUseManualStartTime=true</p> <p>ps_GridManualStartTime= "20:11:00"; - news time (your server time)</p> <p>pb_GridUseNewsManually= false</p> <p>pb_GridUseNewsAuto= false</p>	<p>You can trade any news/currencies and use any news calendar. For example: https://www.investing.com/webmaster-tools/economic-calendar;</p> <p>You need to open only 1 chart for each currency and add robot to each chart;</p> <p>You need to set time for news release</p>

Fully automated Mode

You can trade any news from <https://www.forexfactory.com/calendar.php>? Calendar. You need open 1 chart for each currency which you want to trade and make setting from table: "robot mode settings". You need also to select what kind of news depending of news impact do you want to trade: only high impact, or high and medium impact news, or low impact news as well.

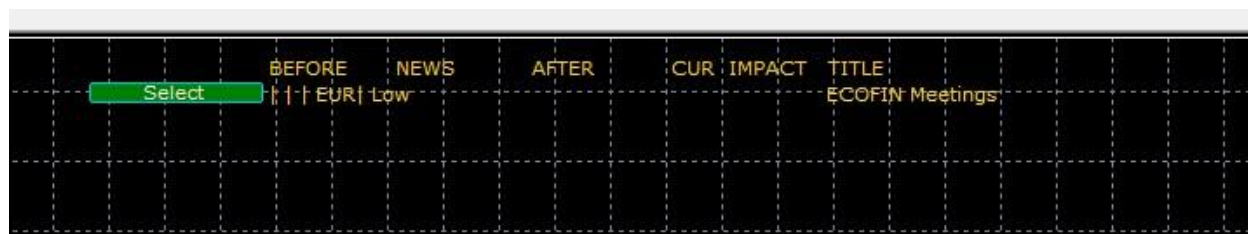
pb_GridUseNewsAutoHigh =true; Use High impact news in auto mode

pb_GridUseNewsAutoMedium =true; Use Medium impact news in auto mode

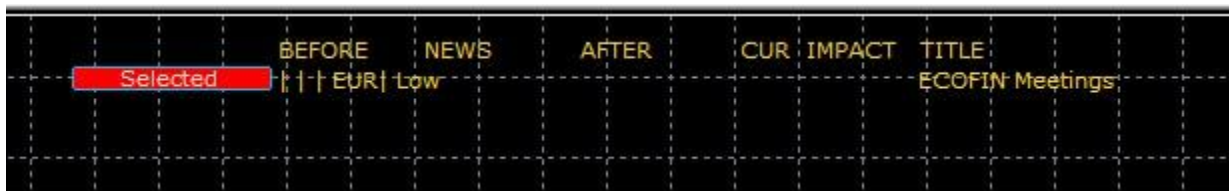
pb_GridUseNewsAutoLow =true; Use Low impact news in auto mode

Semi-Automated Mode

For Semi-automated mode: You need to open 2 chats for each required symbol and add iFIX_ReporterNewsPro_01.ex4 for the 1st chart and expert advisor eFIX_ReporterNewsPro_5.1.ex4 for the 2d and make setting from table: “robot mode settings”.



12. Press “Select” button for each news which you want to trade



Manual Mode

This mode is useful for news traders who want to trade exotic currencies news (like CNY, KRW, INR, RUB, ZAR, BRL...) . You need open 1 chart for each currency which you want to trade and make setting from table: “robot mode settings”. You need to select news time `ps_GridManualStartTime= "20:11:00"`; (your server time). For example, you can check news time here

<https://www.investing.com/webmaster-tools/economic-calendar>

If you have 2 or more important news for the same currency, you need to set time for first news trade it, and then set time for second news etc. You can trade news one by one but for each exotic currency.

Important: You can make fully automated setup for standard currencies/news available in forexfactory calendar, and manual mode only for exotic currencies not available on forex factory calendar.

Fake Price Movement Filter

We have added filter, which should help you to filter out “fake” price movements.

`pi_ModifyStepPips = 20;` //Price swing ModifyStepPips to reset Pending orders at previous distance, pips

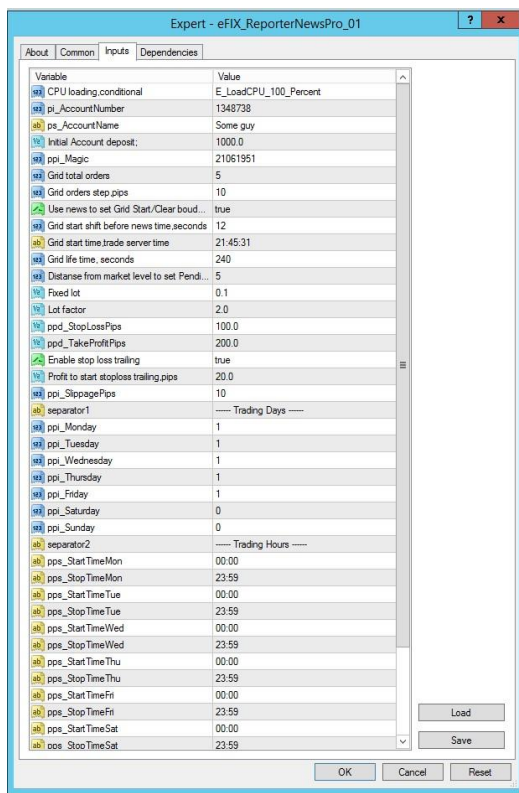
Web: <https://iticssoftware.com>

e.: cs@itics.ca

Telegram channel: <https://t.me/bjftg>

If price will change on value higher than `ModifyStep`, robot will move pending orders to `Distance` level. Etc. before high tick reach pending level. Robot use virtual (hidden) pending orders and when price reach pending level, robot sends limit IOC order to FIX API Broker.

Expert Advisor other Inputs



CPU loading conditional - You can reduce CPU usage by changing 100% on 70-90 % **ppi_Magic** - EA Magic number

pi_GridTotal - Number of price levels for grid **pi_GridStep** - Distance between levels in grid, pips

pb_GridUseNews - Use news indicator (true) or set news time manually (false)

pi_GridStartNewsShiftSec - Time before news in sec when start grid if **pb_GridUseNews** = true

ps_GridStartTime - Grid start time, trade server time, if **pb_GridUseNews** = false

pi_GridLifeTimeSec - Grid life time, seconds

ppd_DistancePips - Distance from price to 1st IOC order level, pips

ppd_FixLot - Lot size

pd_LotFactor - multiplier for next order after losing order

ppd_StopLossPips - Global stop loss (for all grid) **ppd_TakeProfitPips**

- Global Take Profit (for all grid) **ppb_UseTrailingStop** - Enable trailing stop loss

ppd_TrailingStopPips - Profit to start trailing SL, pips

ppb_UseBreakEven - Enable breakeven **ppd_BreakEvenPips** -

Profit to fire Breakeven, pips

ppd_BreakEvenProfitPips - BreakEven profit, pips **ppi_MaxOrdersPermitted** - number of maximum allowed

orders **ppi_SlippagePips** - Allowed slippage for IOC order **pb_MoneyManagement** - Enable dynamic lot

calculation **pd_ROB_PerTrade** - Risk of balance for trade, percent of deposit currency **Filter by trading days**

`ppi_GMT_Offset = 0;`

`ppi_Monday = 1;`

`ppi_Tuesday = 1;`

Filter by trading hours

`pps_StartTimeMon = "00:00";`

`pps_StopTimeMon = "23:59";`

.....

New parameters for eFIX_ReporterNewsPro_04-auto

`pb_Spread_FilterUse = false; //enable spread filter`

`pi_MaxSpreadToTradePips = 20; //max permitted spread to trade`

`pb_GridUseNewsAutoHigh = true; //Use High impact news in auto mode`

`pb_GridUseNewsAutoMedium = true; //Use Medium impact news in auto mode`

`pb_GridUseNewsAutoLow = true; //Use Low impact news in auto mode`

Good luck!

Customer Support:

Email: cs@itics.ca

NewsGrid Robot Home page: <https://iticssoftware.com/en/forex-robot-fix-api-newsgrid.html>

FIX API Trader: <https://iticssoftware.com/en/fix-api-trader.html> software. This EA doesn't work on MT4 accounts.