

# **DIVISION I WOMEN'S VOLLEYBALL CHAMPIONSHIP RECORDS BOOK**

History.....	3
All-Time Results.....	12



## 2023 RESULTS

### FIRST ROUND

[Nebraska def. LIU 3-0 \(25-13, 25-16, 25-22\)](#)  
[Missouri def. Delaware 3-0 \(25-17, 25-22, 25-23\)](#)  
[Georgia Tech def. South Alabama 3-1 \(25-19, 22-25, 25-15, 25-12\)](#)  
[Florida def. FGCU 3-0 \(25-18, 25-16, 25-17\)](#)  
[Arkansas def. SFA 3-0 \(25-8, 25-17, 25-23\)](#)  
[TCU def. Florida St. 3-1 \(26-24, 16-25, 25-18, 26-24\)](#)  
[Baylor def. James Madison 3-0 \(25-15, 25-19, 25-19\)](#)  
[Kentucky def. Wofford 3-0 \(25-17, 25-15, 25-16\)](#)  
[Louisville def. Wright St. 3-1 \(22-25, 25-18, 25-20, 25-20\)](#)  
[Western Mich. def. Auburn 3-0 \(25-18, 25-17, 25-19\)](#)  
[Minnesota def. Utah St. 3-0 \(25-17, 25-14, 25-23\)](#)  
[Creighton def. Colgate 3-0 \(25-19, 25-23, 25-20\)](#)  
[Washington St. def. Grand Canyon 3-0 \(25-12, 31-29, 25-17\)](#)  
[Dayton def. Pepperdine 3-2 \(26-28, 26-24, 20-25, 25-14, 15-11\)](#)  
[Southern California def. UMBC 3-0 \(25-18, 25-10, 25-12\)](#)  
[Pittsburgh def. Coppin St. 3-0 \(25-18, 25-14, 25-9\)](#)  
[Wisconsin def. Jackson St. 3-0 \(25-18, 25-9, 25-18\)](#)  
[Miami \(FL\) def. UNI 3-1 \(25-23, 25-19, 20-25, 25-20\)](#)  
[Penn St. def. Yale 3-1 \(25-17, 23-25, 25-22, 25-16\)](#)  
[Kansas def. Omaha 3-0 \(25-16, 25-19, 28-26\)](#)  
[Purdue def. Fairfield 3-0 \(25-17, 25-13, 25-12\)](#)  
[Marquette def. Eastern Ill. 3-0 \(25-19, 25-16, 25-14\)](#)  
[Hawaii def. Iowa St. 3-1 \(16-25, 26-24, 25-18, 25-23\)](#)  
[Oregon def. Southeastern La. 3-0 \(25-16, 25-13, 25-13\)](#)  
[Texas def. Texas A&M 3-1 \(21-25, 25-13, 25-20, 25-20\)](#)  
[SMU def. Texas St. 3-0 \(25-20, 25-19, 25-16\)](#)  
[Western Ky. def. Coastal Carolina 3-0 \(25-14, 25-20, 25-23\)](#)  
[Tennessee def. High Point 3-0 \(25-20, 25-19, 25-15\)](#)  
[BYU def. Weber St. 3-0 \(25-16, 25-16, 27-25\)](#)  
[Arizona St. def. Georgia 3-0 \(25-21, 25-12, 25-20\)](#)  
[Houston def. UC Santa Barbara 3-1 \(21-25, 25-23, 25-16, 25-18\)](#)  
[Stanford def. Fresno St. 3-0 \(25-21, 25-12, 25-15\)](#)

### SECOND ROUND

[Nebraska def. Missouri 3-0 \(25-14, 25-19, 25-21\)](#)  
[Georgia Tech def. Florida 3-2 \(22-25, 30-28, 25-21, 18-25, 16-14\)](#)  
[Arkansas def. TCU 3-1 \(25-18, 27-25, 23-25, 25-20\)](#)  
[Kentucky def. Baylor 3-0 \(25-18, 25-22, 25-17\)](#)  
[Louisville def. Western Mich. 3-0 \(26-24, 25-18, 25-22\)](#)  
[Creighton def. Minnesota 3-0 \(25-21, 25-20, 29-27\)](#)  
[Washington St. def. Dayton 3-1 \(25-21, 25-15, 20-25, 25-16\)](#)  
[Pittsburgh def. Southern California 3-1 \(23-25, 25-20, 25-18, 25-18\)](#)  
[Wisconsin def. Miami \(FL\) 3-0 \(25-23, 25-15, 25-17\)](#)  
[Penn St. def. Kansas 3-2 \(25-20, 22-25, 25-21, 13-25, 15-13\)](#)  
[Purdue def. Marquette 3-1 \(25-21, 25-23, 24-26, 26-24\)](#)  
[Oregon def. Hawaii 3-0 \(25-23, 25-12, 25-17\)](#)  
[Texas def. SMU 3-0 \(25-16, 25-14, 25-17\)](#)  
[Tennessee def. Western Ky. 3-0 \(25-20, 25-16, 26-24\)](#)  
[Arizona St. def. BYU 3-0 \(25-20, 25-21, 25-21\)](#)  
[Stanford def. Houston 3-2 \(25-15, 25-20, 22-25, 22-25, 15-7\)](#)

### REGIONAL SEMIFINALS

[Nebraska def. Georgia Tech 3-0 \(25-11, 25-16, 25-21\)](#)  
[Arkansas def. Kentucky 3-2 \(22-25, 25-22, 25-15, 22-25, 15-10\)](#)  
[Louisville def. Creighton 3-2 \(25-21, 14-25, 25-23, 24-26, 15-8\)](#)  
[Pittsburgh def. Washington St. 3-0 \(25-20, 25-13, 25-16\)](#)  
[Wisconsin def. Penn St. 3-1 \(25-11, 28-30, 25-12, 25-18\)](#)  
[Oregon def. Purdue 3-0 \(25-14, 25-19, 29-27\)](#)  
[Texas def. Tennessee 3-2 \(25-19, 20-25, 23-25, 26-24, 16-14\)](#)

[Stanford def. Arizona St. 3-1 \(22-25, 25-21, 25-20, 25-21\)](#)

### REGIONAL FINALS

[Nebraska def. Arkansas 3-1 \(26-24, 25-14, 21-25, 25-23\)](#)  
[Pittsburgh def. Louisville 3-2 \(23-25, 20-25, 25-16, 25-19, 15-7\)](#)  
[Wisconsin def. Oregon 3-1 \(25-22, 25-22, 25-27, 25-18\)](#)  
[Texas def. Stanford 3-1 \(25-16, 25-15, 19-25, 25-22\)](#)

### SEMIFINALS

[Nebraska def. Pittsburgh 3-0 \(25-20, 25-23, 25-17\)](#)  
[Texas def. Wisconsin 3-1 \(25-22, 20-25, 25-13, 25-16\)](#)

### CHAMPIONSHIP

[Texas def. Nebraska 3-0 \(25-22, 25-14, 25-11\)](#)

# HISTORY

## RESULTS

Year	Champion (Record)	Coach	Score	Runner-Up	Host or Site	Match Attendance†	Total Attendance†
1981	Southern California (27-10)	Chuck Erbe	3-2	UCLA	UCLA	6,289	11,875
1982	Hawaii (33-1)	Dave Shoji	3-2	Southern California	Pacific	4,126	18,462
1983	Hawaii (34-2)	Dave Shoji	3-0	UCLA	Kentucky	2,000	27,863
1984	UCLA (33-6)	Andy Banachowski	3-2	Stanford	UCLA	4,285	29,215
1985	Pacific (36-3)	John Dunning	3-1	Stanford	Western Mich.	7,876	37,521
1986	Pacific (39-3)	John Dunning	3-0	Nebraska	Pacific	6,500	40,103
1987	Hawaii (37-2)	Dave Shoji	3-1	Stanford	Indianapolis	6,885	41,811
1988	Texas (34-5)	Mick Haley	3-0	Hawaii	Minnesota	9,107	40,437
1989	Long Beach St. (32-5)	Brian Gimmillaro	3-0	Nebraska	Hawaii	5,693	50,170
1990	UCLA (36-1)	Andy Banachowski	3-0	Pacific	Maryland	5,314	57,036
1991	UCLA (31-5)	Andy Banachowski	3-2	Long Beach St.	UCLA	7,177	56,934
1992	Stanford (31-2)	Don Shaw	3-1	UCLA	New Mexico	4,693	46,704
1993	Long Beach St. (32-2)	Brian Gimmillaro	3-1	Penn St.	Wisconsin	11,114	67,935
1994	Stanford (32-1)	Don Shaw	3-1	UCLA	Texas	8,312	69,428
1995	Nebraska (32-1)	Terry Pettit	3-1	Texas	Massachusetts	7,364	100,565
1996	Stanford (31-2)	Don Shaw	3-0	Hawaii	Cleveland St.	8,009	99,303
1997	Stanford (33-2)	Don Shaw	3-2	Penn St.	Spokane, WA	10,792	80,791
1998	Long Beach St. (36-0)	Brian Gimmillaro	3-2	Penn St.	Wisconsin	13,194	104,861
1999	Penn St. (36-1)	Russ Rose	3-0	Stanford	Hawaii	10,252	95,523
2000	Nebraska (34-0)	John Cook	3-2	Wisconsin	Richmond, VA	8,444	109,488
2001	Stanford (33-2)	John Dunning	3-0	Long Beach St.	San Diego, CA	10,067	92,775
2002	Southern California (31-1)	Mick Haley	3-1	Stanford	New Orleans	6,451	80,957
2003	Southern California (35-0)	Mick Haley	3-1	Florida	Dallas	7,261	97,958
2004	Stanford (30-6)	John Dunning	3-0	Minnesota	Long Beach, CA	8,826	83,123
2005	Washington (32-1)	Jim McLaughlin	3-0	Nebraska	San Antonio	8,482	109,431
2006	Nebraska (33-1)	John Cook	3-1	Stanford	Omaha, NE	17,209	126,884
2007	Penn St. (34-2)	Russ Rose	3-2	Stanford	Sacramento, CA	13,631	107,902
2008	Penn St. (38-0)	Russ Rose	3-0	Stanford	Omaha, NE	14,299	108,382
2009	Penn St. (38-0)	Russ Rose	3-2	Texas	Tampa, FL	12,087	112,151
2010	Penn St. (32-5)	Russ Rose	3-0	California	Kansas City, MO	14,032	113,634
2011	UCLA (30-6)	Michael Sealy	3-1	Illinois	San Antonio	13,747	134,217
2012	Texas (29-4)	Jerritt Elliott	3-0	Oregon	Louisville	16,448	126,241
2013	Penn St. (34-2)	Russ Rose	3-1	Wisconsin	Seattle	14,779	140,666
2014	Penn St. (36-3)	Russ Rose	3-0	BYU	Oklahoma City	11,018	120,192
2015	Nebraska (32-4)	John Cook	3-0	Texas	Omaha, NE	17,561	132,095
2016	Stanford (27-7)	John Dunning	3-1	Texas	Columbus, OH	17,345	157,289
2017	Nebraska (32-4)	John Cook	3-1	Florida	Kansas City, MO	18,516	155,716
2018	Stanford (34-1)	Kevin Hambly	3-2	Nebraska	Minneapolis	18,113	161,922
2019	Stanford (30-4)	Kevin Hambly	3-0	Wisconsin	Pittsburgh, PA	16,290	168,668
2020	Kentucky (24-1)	Craig Skinner	3-1	Texas	Omaha, NE	%5,116	%24,242
2021	Wisconsin (31-3)	Kelly Sheffield	3-2	Nebraska	Columbus, OH	18,755	175,381
2022	Texas (28-1)	Jerritt Elliott	3-0	Louisville	Omaha, NE	16,952	183,214
2023	Texas (28-4)	Jerritt Elliott	3-0	Nebraska	Tampa, FL	*19,727	*283,028

\*Record

†Paid attendance.

% Limited attendance due to COVID-19 protocols

Southern California	3
Pacific	2
Kentucky	1
Wisconsin	1
Washington	1

## TEAM CHAMPIONSHIPS

Stanford	9
Penn St.	7
Nebraska	5
Texas	4
UCLA	4
Hawaii	3
Long Beach St.	3

## ALL-TOURNAMENT TEAMS

### *\*Most Outstanding Player*

#### 1981

Jeanne Beauprey, UCLA  
Jayne Gibson, Pacific  
Patty Orozco, UCLA  
Linda Robertson, UCLA  
Dana Smith, Southern California  
Cathy Stukel, Southern California

#### 1982

Tracy Clark, Southern California  
Deitre Collins, Hawaii  
Mary Holland, San Diego St.  
Kim Oden, Stanford  
Kim Ruddins, Southern California  
Lisa Strand, Hawaii

#### 1983

Deitre Collins, Hawaii  
Joyce Kaapuni, Hawaii  
Patty Orozco, UCLA  
Kori Pulaski, Hawaii  
Kari Rush, Stanford  
Jan Sanders, Pacific

#### 1984

Michelle Boyette, UCLA  
Bobbi Broer, Stanford  
Susan Compton, Stanford  
Merja Connolly, UCLA  
Liz Masakayan, UCLA  
Kim Oden, Stanford

#### 1985

Liz Masakayan, UCLA  
Teri McGrath, Pacific  
Elaina Oden, Pacific  
Kim Oden, Stanford  
Kim Ruddins, Southern California  
Wendi Rush, Stanford

#### 1986

Karen Dahlgren, Nebraska  
Tisha Delaney, Nebraska  
Brooke Herrington, Pacific  
Liz Hert, Pacific  
Teri McGrath, Pacific  
Elaina Oden, Pacific

#### 1987

Suzanne Eagye, Hawaii  
Diana Jessie, Hawaii  
Nancy Reno, Stanford  
Wendi Rush, Stanford  
Teresa Smith, Stanford  
Tee Williams, Hawaii

#### 1988

Martina Cincero, Hawaii

Dawn Davenport, Texas  
Mary Eggers, Illinois  
Stacie Nichols, Texas  
Sue Schelfhout, Texas  
Tee Williams, Hawaii

#### 1989

Tara Cross, Long Beach St.  
Val Novak, Nebraska  
Chris Rudiger, UT Arlington  
Sheri Sanders, Long Beach St.  
Eileen Shannon, Nebraska  
Antoinette White, Long Beach St.

#### 1990

Monique Adams, LSU  
Jenny Evans, UCLA  
Krissy Fifer, Pacific  
Marissa Hatchett, UCLA  
Holly McPeak, UCLA  
Natalie Williams, UCLA

#### 1991

Sabrina Hernandez, Long Beach St.  
Angie Miller, LSU  
Christine Romero, Long Beach St.  
Danielle Scott, Long Beach St.  
\*Antoinette White, Long Beach St.  
\*Natalie Williams, UCLA  
Elaine Youngs, UCLA

#### 1992

Carrie Feldman, Stanford  
Aycan Gokberk, Florida  
Bev Oden, Stanford  
Cary Wendell, Stanford  
Natalie Williams, UCLA  
Elaine Youngs, UCLA

#### 1993

Nichelle Burton, Long Beach St.  
Salima Davidson, Penn St.  
Charlene Johnson, BYU  
Jen Reimers, Penn St.  
Danielle Scott, Long Beach St.  
Zeynep Ton, Penn St.

#### 1994

Annett Buckner, UCLA  
Salima Davidson, Penn St.  
Kristin Folkl, Stanford  
Jenny Johnson, UCLA  
Marnie Triefenbach, Stanford  
Cary Wendell, Stanford

#### 1995

Kate Crnich, Nebraska  
Kristin Folkl, Stanford  
Christy Johnson, Nebraska  
Demetria Sance, Texas  
Allison Weston, Nebraska  
Billie Winsett, Nebraska

#### 1996

Robyn Ah Mow, Hawaii  
Kristin Folkl, Stanford  
Angelica Ljungquist, Hawaii  
Lisa Reitsma, Nebraska  
Lisa Sharpley, Stanford  
\*Kerri Walsh, Stanford

#### 1997

Lauren Cacciamani, Penn St.  
Kristin Folkl, Stanford  
Paula McNamee, Stanford  
Carrie Schonveld, Penn St.  
Lisa Sharpley, Stanford  
\*Terri Zemaitis, Penn St.

#### 1998

Jessica Alvarado, Long Beach St.  
Bonnie Bremner, Penn St.  
\*Lauren Cacciamani, Penn St.  
Benishe Dillard, Long Beach St.  
\*Misty May, Long Beach St.  
Veronica Walls, Long Beach St.

#### 1999

Bonnie Bremner, Penn St.  
\*Lauren Cacciamani, Penn St.  
Carrie Schonveld, Penn St.  
Elsa Stegemenn, Pacific  
Logan Tom, Stanford  
Kerri Walsh, Stanford

#### 2000

\*Greichaly Cepero, Nebraska  
Lizzy Fitzgerald, Wisconsin  
Amber Holmquist, Nebraska  
Lily Kahumoku, Hawaii  
Sherisa Livingston, Wisconsin  
Laura Pilakowski, Nebraska

#### 2001

Tayyiba Haneef, Long Beach St.  
Brittany Hochevar, Long Beach St.  
Ashley Ivy, Stanford  
Robyn Lewis, Stanford  
Ogonna Nnamani, Stanford  
\*Logan Tom, Stanford

#### 2002

\*Keao Burdine, Southern California  
Ogonna Nnamani, Stanford  
Katie Olsovsky, Southern California  
April Ross, Southern California  
Logan Tom, Stanford  
Kim Willoughby, Hawaii

#### 2003

\*Keao Burdine, Southern California  
Cassie Busse, Minnesota  
Bibiana Candelas, Southern California  
Jane Collymore, Florida  
Aury Cruz, Florida  
April Ross, Southern California

## 2004

Paula Gentil, Minnesota  
Jennifer Huckle, Stanford  
Bryn Kehoe, Stanford  
Erin Martin, Minnesota  
\*Ogonna Nnamani, Stanford  
Kristin Richards, Stanford

## 2005

Kristen Andre, Tennessee  
Chris Houghtelling, Nebraska  
\*Christal Morrison, Washington  
Sarah Pavan, Nebraska  
Jennifer Saleaumua, Nebraska  
Courtney Thompson, Washington  
Sanja Tomasevic, Washington

## 2006

Foluke Akinradewo, Stanford  
Cynthia Barboza, Stanford  
Rachel Holloway, Nebraska  
Jordan Larson, Nebraska  
\*Sarah Pavan, Nebraska  
Kristin Richards, Stanford  
Tracy Stalls, Nebraska

## 2007

Foluke Akinradewo, Stanford  
Nicole Fawcett, Penn St.  
Alisha Glass, Penn St.  
Christa Harmotto, Penn St.  
\*Megan Hodge, Penn St.  
Asia Kaczor, Southern California  
Alix Klineman, Stanford

## 2008

Cynthia Barboza, Stanford  
Nicole Fawcett, Penn St.  
Alisha Glass, Penn St.  
\*Megan Hodge, Penn St.  
Destinee Hooker, Texas  
Alix Klineman, Stanford  
Jordan Larson, Nebraska

## 2009

Hailey Cowles, Minnesota  
Ashley Engle, Texas  
Juliann Faucette, Texas  
Alisha Glass, Penn St.  
Megan Hodge, Penn St.  
\*Destinee Hooker, Texas  
Arielle Wilson, Penn St.

## 2010

Blair Brown, Penn St.  
Kristin Carpenter, Penn St.  
Juliann Faucette, Texas  
Carli Lloyd, California  
\*Deja McClendon, Penn St.

Tarah Murrey, California  
Arielle Wilson, Penn St.

## 2011

Michelle Bartsch, Illinois  
Alex Jupiter, Southern California  
\*Rachael Kidder, UCLA  
Annie Luhrsens, Illinois  
Zoë Nightingale, UCLA  
Lauren Van Orden, UCLA  
Colleen Ward, Illinois

## 2012

Hannah Allison, Texas  
Alaina Bergsma, Oregon  
Liz Brenner, Oregon  
Haley Eckerman, Texas  
Lexi Erwin, Michigan  
Sha'Dare McNeal, Texas  
\*Bailey Webster, Texas

## 2013

Lauren Carlini, Wisconsin  
\*Micha Hancock, Penn St.  
Deja McClendon, Penn St.  
Deme Morales, Wisconsin  
Ariel Scott, Penn St.  
Katie Slay, Penn St.  
Krista Vansant, Washington

## 2014

\*Megan Courtney, Penn St.  
Micha Hancock, Penn St.  
Ali Frantti, Penn St.  
Alexa Gray, BYU  
Jennifer Hamson, BYU  
Brittany Howard, Stanford  
Chiaka Ogbogu, Texas

## 2015

\*Mikaela Foecke, Nebraska  
Amber Rolfzen, Nebraska  
Justine Wong-Orantes, Nebraska  
Kelly Hunter, Nebraska  
Amy Neal, Texas  
Yaasmeen Bedart-Ghani, Texas  
Kelsie Payne, Kansas

## 2016

\*Inky Aganaku, Stanford  
Jenny Gray, Stanford  
Morgan Hentz, Stanford  
Kathryn Plummer, Stanford  
Micaya White, Texas  
Ebony Nwanebu, Texas  
Sarah Wilhite, Minnesota

## 2017

Rhamat Alhassan, Florida  
\*Mikaela Foecke, Nebraska

\*Kelly Hunter, Nebraska  
Simone Lee, Penn St.  
Merete Lutz, Stanford  
Kenzie Maloney, Nebraska  
Carli Snyder, Florida

## 2018

Jacqueline Quade, Illinois  
Lauren Stivrins, Nebraska  
Mikaela Foecke, Nebraska  
Audriana Fitzmorris, Stanford  
Jenna Gray, Stanford  
\*Morgan Hentz, Stanford  
\*Kathryn Plummer, Stanford

## 2019

Yossiana Pressley, Baylor  
Alexis Hart, Minnesota  
Jenna Gray, Stanford  
Morgan Hentz, Stanford  
\*Kathryn Plummer, Stanford  
Molly Haggerty, Wisconsin  
Dana Rettke, Wisconsin

## 2020

\*Madison Lilley, Kentucky  
Alli Stumler, Kentucky  
Avery Skinner, Kentucky  
Brionne Butler, Texas  
Logan Eggleston, Texas  
Samantha Drechsel, Washington  
Devyn Robinson, Wisconsin

## 2021

\*Anna Smrek, Wisconsin  
Anna DeBeer, Louisville  
Nicklin Hames, Nebraska  
Madi Kubik, Nebraska  
Lektor Member-Meneh, Pittsburgh  
Sydney Hilley, Wisconsin  
Dana Rettke, Wisconsin

## 2022

\*Logan Eggleston, Texas  
Claire Chaussee, Louisville  
Madisen Skinner, Texas  
Saige Ka'aha'aina-Torres, Texas  
Anna DeBeer, Louisville  
Asjia O'Neal, Texas  
Aiko Jones, Louisville

## 2023

\*Madisen Skinner, Texas  
Rebekah Allick, Nebraska  
Merritt Beason, Nebraska  
Emma Halter, Texas  
Asjia O'Neal, Texas  
Ella Swindle, Texas  
Anna Smrek, Wisconsin

## INDIVIDUAL RECORDS

### KILLS, MATCH

46—Elsa Stegemann, Pacific (3) vs. Michigan (2), 12-4-99.

### KILLS, TOURNAMENT

165—Ogonna Nnamani, Stanford, 2004 (18 vs. Jacksonville, 30 vs. Florida, 28 vs. Texas, 27 vs. Wisconsin, 33 vs. Washington, 29 vs. Minnesota).

### TOTAL ATTACKS, MATCH

99—Tee Williams-Sanders, Hawaii (3) vs. Cal Poly (2), 12-8-89.

### TOTAL ATTACKS, TOURNAMENT

356—Ogonna Nnamani, Stanford, 2004 (36 vs. Jacksonville, 89 vs. Florida, 56 vs. Texas, 49 vs. Wisconsin, 78 vs. Washington, 48 vs. Minnesota).

### SERVICE ACES, MATCH

11—Beverly Robinson, Tennessee (3) vs. Northwestern (2), 12-4-82.

### SERVICE ACES, TOURNAMENT

22—Micha Hancock, Penn St., 2012 (10 vs. Binghamton, 5 vs. Bowling Green, 2 vs. Kentucky, 5 vs. Minnesota).

### BLOCK SOLOS, MATCH

11—Marsha Bond, Kentucky (1) vs. Hawaii (3), 12-11-83.

### BLOCK SOLOS, TOURNAMENT

15—Jayne Gibson, Pacific, 1981 (2 vs. Penn St., 4 vs. Cal Poly, 6 vs. Southern California, 3 vs. San Diego St.); Dietre Collins, Hawaii, 1982 (1 vs. San Jose St., 6 vs. Cal Poly, 2 vs. Stanford, 6 vs. Southern California); Ogonna Nnamani, Stanford, 2004 (2 vs. Jacksonville, 3 vs. Florida, 2 vs. Texas, 2 vs. Wisconsin, 5 vs. Washington, 1 vs. Minnesota).

### DIGS, MATCH

53—Taylor Rayfield, North Carolina (1) vs. Col. of Charleston (3), 12-2-2005.

### DIGS, TOURNAMENT

173—Paula Gentil, Minnesota, 2004 (25 vs. LIU, 21 vs. Yale, 38 vs. Ohio St., 41 vs. Georgia Tech, 33 vs. Southern California, 15 vs. Stanford).

### HITTING PERCENTAGE, MATCH (MINIMUM 15 ATTEMPTS)

.889—Nicole Fawcett, Penn St. (3) vs. LIU (0), 12-3-2005 (16-0/18).

### HITTING PERCENTAGE, TOURNAMENT (MINIMUM 75 ATTEMPTS)

.563—Madeleine Gates, Stanford, 2019 (5-0/12 vs. Denver, 12/6/19; 7-0/11 vs. Cal Poly, 12/7/19; 8-0/14 vs. Utah, 12/13/19; 11-0/15 vs. Penn St., 12/14/19; 5-0/11 vs. Minnesota, 12/19/19; 10-1/17 vs. Wisconsin, 12/21/19).

## TEAM RECORDS

### KILLS, MATCH

112—UT Arlington (3) vs. Pepperdine (2), 12-3-88; UC Santa Barbara (2) vs. Cal Poly (3), 12-3-89; Texas (2) vs. LSU (3), 12-9-90.

### KILLS, TOURNAMENT

421—Stanford, 2007 (55 vs. Santa Clara, 61 vs. Sacramento St., 59 vs. Cal Poly, 91 vs. UCLA, 83 vs. Southern California, 72 vs. Penn St.).

### TOTAL ATTACKS, MATCH

328—UC Santa Barbara (2) vs. Cal Poly (3), 12-3-89.

### TOTAL ATTACKS, TOURNAMENT

1,019—Wisconsin, 2000 (56 vs. Bucknell, 178 vs. UNI, 182 vs. Kansas St., 260 vs. UCLA, 152 vs. Southern California, 191 vs. Nebraska).

### SERVICE ACES, MATCH

20—Tennessee (3) vs. Northwestern (2), 12-4-82.

### SERVICE ACES, TOURNAMENT

46—Texas, 2022 (13 vs. FDU, 12-01-22; 9 vs. Georgia, 12-02-22; 10 vs. Marquette, 12-08-22; 6 vs. Ohio St., 12-10-22; 3 vs. San Diego, 12-15-22; 5 vs. Louisville, 12-17-22).

### BLOCK SOLOS, MATCH

25—Kentucky (1) vs. Hawaii (3), 12-11-83.

### BLOCK SOLOS, TOURNAMENT

35—Hawaii, 1983 (11 vs. Tennessee, 10 vs. Kentucky, 6 vs. Stanford, 8 vs. UCLA).

### DIGS, MATCH

177—UC Santa Barbara (2) vs. Cal Poly (3), 12-3-89.

### DIGS, TOURNAMENT

410—Wisconsin, 2000 (26 vs. Bucknell, 72 vs. UNI, 71 vs. Kansas St., 99 vs. UCLA, 67 vs. Southern California, 75 vs. Nebraska).

### HITTING PERCENTAGE, MATCH

.667—Stanford (3) vs. Pacific (1), 12-18-83.

### HITTING PERCENTAGE, TOURNAMENT (MINIMUM 2 MATCHES)

.424—Penn St., 2007 [.514 vs. Siena, 46-10/70; .602 vs. UAlbany, 57-4/88; .384 vs. Michigan, 48-10/99; .530 vs. BYU, 51-7/83; .347 vs. California, 49-14/101; .317 vs. Stanford, 84-27/180].



## WON-LOST RECORDS IN TOURNAMENT PLAY

(Note: Beginning in 1986, no third-place match was played. Third place is awarded to both teams that lose in the semifinals.)

Team (Years Participated)	Yrs.	Won	Lost	Pct.	1st	2nd	3rd	4th
A&M-Corpus Christi (2015-16-20-21)	4	0	4	.000	0	0	0	0
Alabama (2005-06-07-13-14)	5	1	5	.167	0	0	0	0
Alabama A&M (2000-01-02-03-04-05-07-08-09-10)	10	0	10	.000	0	0	0	0
Alabama St. (2013-14-16-17-18-19)	6	0	6	.000	0	0	0	0
UAlbany (2004-06-07-08-10-11-19)	7	1	7	.125	0	0	0	0
Alliant Int'l (1986)	1	0	1	.000	0	0	0	0
American (1997-98-2001-02-03-04-05-06-07-08-10-11-13-14-15-16-17-19)	18	3	18	.143	0	0	0	0
Appalachian St. (1993-94)	2	0	2	.000	0	0	0	0
Arizona (1981-82-83-84-85-86-87-88-89-93-94-96-97-98-99-2000-01-02-03-04-05-09-10-11-13-14-15-16-18)	29	30	29	.508	0	0	1	0
Arizona St. (1981-82-83-85-86-87-88-92-93-94-95-99-2000-02-06-12-13-14-15-23)	20	11	20	.355	0	0	0	0
Arkansas (1996-97-98-99-2001-03-04-05-06-12-13-22-23)	13	11	13	.458	0	0	0	0
Arkansas St. (1992-94-95-99-15)	5	0	5	.000	0	0	0	0
Army West Point (2009-20)	2	0	2	.000	0	0	0	0
Auburn (2010-22-23)	3	2	3	.400	0	0	0	0
Austin Peay (2010-17)	2	0	2	.000	0	0	0	0
Ball St. (1992-93-94-95-99-2000-02-11-19-21-22)	11	3	11	.214	0	0	0	0
Baylor (1999-2001-09-11-16-17-18-19-20-21-22-23)	12	16	12	.571	0	0	1	0
Belmont (2006-08-12-15)	4	0	4	.000	0	0	0	0
Binghamton (2005-09-12)	3	0	3	.000	0	0	0	0
Boise St. (2016-21)	2	1	2	.333	0	0	0	0
Bowling Green (1991-2012-20-22)	4	1	4	.200	0	0	0	0
Brown (1996-98-2021)	3	0	3	.000	0	0	0	0
Bryant (2018)	1	0	1	.000	0	0	0	0
Bucknell (1998-2000)	2	0	2	.000	0	0	0	0
Butler (1997-2010)	2	0	2	.000	0	0	0	0
BYU (1981-82-83-84-85-86-87-88-90-91-92-93-94-95-96-97-98-99-2000-01-03-05-06-07-12-13-14-15-16-17-18-19-20-21-22-23)	36	56	36	.609	0	1	2	0
Cal Poly (1981-82-83-84-85-86-87-88-89-99-2000-02-06-07-17-18-19)	17	15	17	.469	0	0	0	0
Cal St. Fullerton (2010)	1	0	1	.000	0	0	0	0
California (1982-83-87-88-89-2002-03-04-05-06-07-08-09-10-11-12-13)	17	26	17	.605	0	1	1	0
Campbell (2021)	1	0	1	.000	0	0	0	0
Central Ark. (2012-13-17)	3	0	3	.000	0	0	0	0
Central Mich. (2011)	1	0	1	.000	0	0	0	0
Chattanooga (1997-98)	2	0	2	.000	0	0	0	0
Cincinnati (1981-99-2000-01-02-03-08-09-10-11-16-18-19)	13	7	13	.350	0	0	0	0
Clemson (1993-94-97-98-99-2007-08-09)	8	4	8	.333	0	0	0	0
Cleveland St. (2007-12-15-16-17)	5	0	5	.000	0	0	0	0
Coastal Carolina (1996-98-2009-14-15-16-17-23)	8	1	8	.111	0	0	0	0
Col. of Charleston (2002-04-05-06-07-09-12-13-17)	9	2	9	.182	0	0	0	0
Colgate (1996-99-2012-21-22-23)	6	0	6	.000	0	0	0	0
Colorado (1989-91-92-93-94-95-96-97-98-99-2000-01-03-04-05-06-13-14-17-18-22)	21	13	21	.382	0	0	0	0
Colorado St. (1983-84-85-86-87-88-95-96-97-98-99-2000-01-02-03-04-05-06-07-08-09-10-11-12-13-14-15-16-17-18-19)	31	25	31	.446	0	0	0	0
Coppin St. (2023)	1	0	1	.000	0	0	0	0
Cornell (1993-2005-06)	3	0	3	.000	0	0	0	0
Creighton (2010-12-13-14-15-16-17-18-19-20-21-22-23)	13	14	13	.519	0	0	0	0
CSU Bakersfield (2014-17)	2	0	2	.000	0	0	0	0
CSUN (1992-96-2003-04-13)	5	1	5	.167	0	0	0	0
Davidson (1999-2000)	2	0	2	.000	0	0	0	0
Dayton (2003-04-05-07-08-09-10-11-12-14-15-16-18-19-20-21-23)	17	10	17	.370	0	0	0	0
Delaware (2007-08-10-11-23)	5	2	5	.286	0	0	0	0
Delaware St. (2022)	1	0	1	.000	0	0	0	0
Denver (2014-15-16-17-18-19)	6	0	6	.000	0	0	0	0
DePaul (1993-2001)	2	0	2	.000	0	0	0	0
Duke (1984-85-86-91-92-93-94-2000-01-02-05-06-07-08-09-10-11-13-14-18)	20	13	20	.394	0	0	0	0
Duquesne (2013)	1	0	1	.000	0	0	0	0
Eastern Ill. (2001-23)	2	0	2	.000	0	0	0	0
Eastern Ky. (1984-2004)	2	0	2	.000	0	0	0	0
Eastern Mich. (2018)	1	0	1	.000	0	0	0	0
Eastern Wash. (1989-98-99-2001)	4	1	4	.200	0	0	0	0
ETSU (2012-17-18)	3	0	3	.000	0	0	0	0

Team (Years Participated)	Yrs.	Won	Lost	Pct.	1st	2nd	3rd	4th
Fairfield (1997-98-99-2000-01-12-13-15-16-17-19-21-23)	13	0	13	.000	0	0	0	0
FDU (2022)	1	0	1	.000	0	0	0	0
FGCU (2018-21-22-23)	4	2	4	.333	0	0	0	0
FIU (2001-08-09)	3	2	3	.400	0	0	0	0
Fla. Atlantic (1998-99-2005)	3	0	3	.000	0	0	0	0
Florida (1987-91-92-93-94-95-96-97-98-99-2000-01-02-03-04-05-06-07-08-09-10-11-12-13-14-15-16-17-18-19-20-21-22-23)	34	82	34	.707	0	2	6	0
Florida A&M (1999-2001-02-03-04-05-06-07-08-09-21-22)	12	1	12	.077	0	0	0	0
Florida St. (1983-85-87-88-89-90-92-93-97-98-2002-09-10-11-12-13-14-15-16-17-18-19-21-22-23)	25	18	25	.419	0	0	1	0
Fresno St. (1984-91-98-2002-23)	5	2	5	.286	0	0	0	0
Furman (2008-15)	2	0	2	.000	0	0	0	0
Ga. Southern (2001-03-10-13)	4	0	4	.000	0	0	0	0
George Mason (1993-94-95-96-2002-03-09)	7	1	7	.125	0	0	0	0
George Washington (1993-94-95-2000)	4	3	4	.429	0	0	0	0
Georgetown (1998-99)	2	0	2	.000	0	0	0	0
Georgia (1985-86-91-92-93-94-95-2004-13-19-22-23)	12	6	12	.333	0	0	0	0
Georgia St. (2000)	1	0	1	.000	0	0	0	0
Georgia Tech (1994-95-96-2000-01-02-03-04-09-20-21-22-23)	13	16	13	.552	0	0	0	0
Gonzaga (1990)	1	0	1	.000	0	0	0	0
Grand Canyon (2023)	1	0	1	.000	0	0	0	0
Green Bay (2003-18)	2	0	2	.000	0	0	0	0
Hampton (2013-14)	2	0	2	.000	0	0	0	0
Harvard (2015)	1	0	1	.000	0	0	0	0
Hawaii (1981-82-83-84-85-86-87-88-89-90-91-93-94-95-96-97-98-99-2000-01-02-03-04-05-06-07-08-09-10-11-12-13-14-15-16-17-18-19-21-22-23)	41	83	38	.686	3	2	4	0
High Point (2010-16-17-18-20-22-23)	7	1	7	.125	0	0	0	0
Hofstra (1995-96-97-99-2000-06-12-14-18)	9	1	9	.100	0	0	0	0
Houston (1989-91-92-93-94-95-96-97-98-99-2000-22-23)	13	6	13	.316	0	0	0	0
Howard (2015-16-17-18-19-21)	6	0	6	.000	0	0	0	0
Idaho (1992-93-94-95-2003-04)	6	2	6	.250	0	0	0	0
Idaho St. (1986-87-90-13)	4	0	4	.000	0	0	0	0
Illinois (1985-86-87-88-89-90-91-92-93-94-95-98-99-2001-03-04-08-09-10-11-13-14-15-17-18-19-21)	27	46	27	.630	0	1	3	0
Illinois St. (1982-83-84-85-88-89-92-93-96-97-98-2007-14-18-19-20-21)	17	3	17	.150	0	0	0	0
Indiana (1995-98-99-2002-10)	5	4	5	.444	0	0	0	0
Iona (2004-18)	2	0	2	.000	0	0	0	0
Iowa (1989-94)	2	0	2	.000	0	0	0	0
Iowa St. (1995-2006-07-08-09-10-11-12-13-14-15-16-17-19-21-22-23)	17	18	17	.514	0	0	0	0
IUPUI (2013)	1	0	1	.000	0	0	0	0
Jackson St. (2011-12-15-20-23)	5	0	5	.000	0	0	0	0
Jacksonville (2004-13-14)	3	0	3	.000	0	0	0	0
Jacksonville St. (2005-06-09)	3	1	3	.250	0	0	0	0
James Madison (1999-2000-16-17-22-23)	6	0	6	.000	0	0	0	0
Kansas (2003-04-05-12-13-14-15-16-17-21-22-23)	12	14	12	.539	0	0	1	0
Kansas St. (1996-97-98-99-2000-01-02-03-04-05-07-08-11-12-14-15-16-21)	18	15	18	.454	0	0	0	0
Kennesaw St. (2017-19)	2	0	2	.000	0	0	0	0
Kentucky (1983-87-88-90-92-93-2005-06-07-08-09-10-11-12-13-14-15-16-17-18-19-20-21-22-23)	25	34	24	.586	1	0	0	0
Lamar (1983-84-93-2008)	4	0	4	.000	0	0	0	0
Lehigh (1997)	1	0	1	.000	0	0	0	0
Liberty (1997-99-2001-07-08-11-12)	7	0	7	.000	0	0	0	0
Lipscomb (2007-09-10-11-14-15-16-20)	8	0	8	.000	0	0	0	0
Little Rock (1996-97-98-2000-14)	5	1	5	.167	0	0	0	0
LIU (2004-05-06-07-08-09-12-13-14-16-17-20-23)	13	1	13	.071	0	0	0	0
LMU (CA) (1986-94-95-96-97-99-2000-03-04-05-12-14-15-18-22)	15	8	15	.348	0	0	0	0
Long Beach St. (1985-87-88-89-90-91-92-93-94-95-96-97-98-99-2000-01-02-03-04-05-06-07-08-09-10-11-14)	27	49	24	.671	3	2	3	0
Louisville (1982-90-91-92-93-94-95-96-98-99-2000-01-02-03-04-05-06-07-08-09-10-11-12-13-15-17-18-19-20-21-22-23)	32	33	32	.508	0	0	2	0
Loyola Chicago (1995-99-2000-04-05-22)	6	0	6	.000	0	0	0	0
LSU (1986-87-89-90-91-92-2005-06-07-08-09-10-13-14-17-22)	16	15	16	.484	0	0	2	0
Manhattan (2002-03)	2	0	2	.000	0	0	0	0
Marquette (2011-12-13-14-15-16-17-18-19-21-22-23)	12	9	12	.429	0	0	0	0
Marshall (1995-2005)	2	0	2	.000	0	0	0	0
Maryland (1990-95-96-97-2003-04-05)	7	5	7	.417	0	0	0	0
Memphis (1994)	1	0	1	.000	0	0	0	0
Miami (FL) (2002-09-10-11-12-13-14-15-17-21-22-23)	12	7	12	.368	0	0	0	0



Team (Years Participated)	Yrs.	Won	Lost	Pct.	1st	2nd	3rd	4th
Miami (OH) (1981-90-95-96-97-98-2007-08-16-17)	10	1	10	.090	0	0	0	0
Michigan (1997-99-2000-02-03-04-06-07-08-09-10-11-12-13-15-16-17-18-19-21)	20	24	20	.545	0	0	1	0
Michigan St. (1994-95-96-97-98-99-2000-01-02-03-06-07-09-11-12-13-14-15-16-17)	20	24	20	.545	0	0	2	0
Middle Tenn. (1995-2006-07-08-09-10-11)	7	4	7	.364	0	0	0	0
Milwaukee (1998-99-2000-01-02-06-08-09-11-13)	10	0	10	.000	0	0	0	0
Minnesota (1989-93-96-97-99-2000-01-02-03-04-05-06-07-08-09-10-11-12-13-15-16-17-18-19-20-21-22-23)	28	62	28	.689	0	1	4	0
Mississippi St. (2021)	1	0	1	.000	0	0	0	0
Missouri (2000-01-02-03-04-05-06-07-10-11-13-15-16-17-18-19-20-23)	18	18	18	.500	0	0	0	0
Missouri St. (1982-90-93-2003-05-06-07-08-10-11-15-16-17)	13	1	13	.071	0	0	0	0
Montana (1990-91-94)	3	1	3	.250	0	0	0	0
Morehead St. (2011-13-20)	3	1	3	.250	0	0	0	0
Morgan St. (1997-98-2000)	3	0	3	.000	0	0	0	0
Murray St. (2003-14-16-18)	4	0	4	.000	0	0	0	0
Navy (2018)	1	0	1	.000	0	0	0	0
N.C. A&T (2020)	1	1	1	.500	0	0	0	0
NC State (1987-2012-17)	3	1	3	.250	0	0	0	0
Nebraska (1982-83-84-85-86-87-88-89-90-91-92-93-94-95-96-97-98-99-2000-01-02-03-04-05-06-07-08-09-10-11-12-13-14-15-16-17-18-19-20-21-22-23)	42	130	37	.778	5	6	6	0
Nevada (1998-2001-02-04-05)	5	0	5	.000	0	0	0	0
New Hampshire (1998-2002-03-13-14-15-16)	7	0	7	.000	0	0	0	0
New Mexico (1981-88-90-91-92-93-94-2009-10)	9	5	9	.357	0	0	0	0
New Mexico St. (2003-04-06-07-08-12-13-15-18-19)	10	1	10	.091	0	0	0	0
Niagara (2009-10-11)	3	0	3	.000	0	0	0	0
Nicholls (2003)	1	0	1	.000	0	0	0	0
North Carolina (1982-83-88-89-98-99-2000-01-02-05-08-10-11-12-13-14-15-16-21)	19	15	19	.441	0	0	0	0
North Dakota (2016-17)	2	0	2	.000	0	0	0	0
North Dakota St. (2008-10-11)	3	0	3	.000	0	0	0	0
North Texas (1995)	1	0	1	.000	0	0	0	0
Northeastern (2001)	1	0	1	.000	0	0	0	0
Northern Ariz. (1999-2015-18)	3	0	3	.000	0	0	0	0
Northern Colo. (2009-11-12-14-19-21-22)	7	0	7	.000	0	0	0	0
Northern Ky. (2019)	1	0	1	.000	0	0	0	0
NIU(1993-96-97-98-2001-11-16)	7	3	7	.300	0	0	0	0
Northwestern (1981-82-83-84-2002-03-05-10)	8	2	8	.200	0	0	0	0
Northwestern St. (2014)	1	0	1	.000	0	0	0	0
Notre Dame (1988-92-93-94-95-96-97-98-99-2000-01-02-03-04-05-06-09-12-17-19-20)	21	15	21	.417	0	0	0	0
Oakland (2014)	1	0	1	.000	0	0	0	0
Ohio (2003-04-05-06-07-08-09-10-13-15)	10	5	10	.333	0	0	0	0
Ohio St.* (1989-90-91-92-93-94-95-96-97-98-2001-02-04-05-06-09-10-11-12-14-15-16-20-21-22)	25	41	25	.621	0	0	2	0
Oklahoma (1987-88-97-2006-07-09-10-11-12-13-14-19)	12	10	12	.455	0	0	0	0
Ole Miss (2006-07-10-21)	4	0	4	.000	0	0	0	0
Omaha (2023)	1	0	1	.000	0	0	0	0
Oral Roberts (1995-96-97-98-99-2000-01-02-06)	9	4	9	.308	0	0	0	0
Oregon (1984-86-87-89-2006-07-08-09-11-12-13-14-15-16-17-18-20-21-22-23)	20	26	20	.565	0	1	0	0
Oregon St. (1983-2001-14-17)	4	2	4	.333	0	0	0	0
Pacific (1981-82-83-84-85-86-87-88-89-90-91-92-93-94-95-96-97-98-99-2000-01-02-03-04)	24	46	24	.657	2	1	2	2
Penn (2001-02-03-09-10)	5	1	5	.167	0	0	0	0
Penn St. (1981-82-83-84-85-86-87-88-89-90-91-92-93-94-95-96-97-98-99-2000-01-02-03-04-05-06-07-08-09-10-11-12-13-14-15-16-17-18-19-20-21-22-23)	43	110	36	.753	7	3	3	0
Pepperdine (1981-82-84-86-87-88-89-90-91-97-98-99-2000-01-02-03-05-06-07-08-11-12-18-20-21-22-23)	27	19	27	.413	0	0	0	0
Pittsburgh (1982-84-86-87-90-91-92-93-94-2003-04-16-17-18-19-20-21-22-23)	19	22	19	.537	0	0	3	0
Portland St. (2008-10)	2	0	2	.000	0	0	0	0
Prairie View (1999-2006)	2	0	2	.000	0	0	0	0
Princeton (1994-97-99-2000-07-16-17-19)	8	0	8	.000	0	0	0	0
Providence (1983-85)	2	0	2	.000	0	0	0	0
Purdue (1981-82-83-84-85-87-90-2004-05-06-07-08-10-11-12-13-15-16-17-18-19-20-21-22-23)	25	38	25	.603	0	0	0	0
Purdue Fort Wayne (2009-12)	2	0	2	.000	0	0	0	0
Quinnipiac (2022)	1	0	1	.000	0	0	0	0

Team (Years Participated)	Yrs.	Won	Lost	Pct.	1st	2nd	3rd	4th
Radford (1993-2000-13-17)	4	0	4	.000	0	0	0	0
Rhode Island (1985-91-96)	3	0	3	.000	0	0	0	0
Rice (2004-08-09-18-19-20-21-22)	8	3	8	.273	0	0	0	0
Rider (1994-2020)	2	0	2	.000	0	0	0	0
Robert Morris (1999-2000-01-02-03-15)	6	0	6	.000	0	0	0	0
Rutgers (1982)	1	0	1	.000	0	0	0	0
Sacramento St. (1997-98-99-2000-02-03-04-05-06-07)	10	2	10	.167	0	0	0	0
Sacred Heart (2010-11-19-21)	4	0	4	.000	0	0	0	0
Saint Louis (2006-08-09)	3	1	3	.250	0	0	0	0
Saint Mary's (CA) (2003-04-05-08-09-12-18)	7	4	7	.364	0	0	0	0
Sam Houston St. (1993-96)	2	0	2	.000	0	0	0	0
Samford (2011-14-16-18-19-20-22)	7	0	7	.000	0	0	0	0
San Diego (1993-96-97-98-99-2001-02-03-04-05-06-07-08-10-11-12-13-14-15-16-17-18-19-20-21-22)	26	23	26	.470	0	0	1	0
San Diego St. (1981-82-83-84-85-86-88-89-90-94-95-96-2001-12)	14	15	14	.517	0	0	2	0
San Francisco (2003-08)	2	0	2	.000	0	0	0	0
San Jose St. (1982-83-84-85-86-87-88-89-90-98-2000-01)	12	8	13	.381	0	0	0	1
Santa Clara (1992-93-98-99-2000-01-02-03-04-05-06-07-08-12-14-15)	16	7	16	.304	0	0	1	0
Seton Hall (2014)	1	0	1	.000	0	0	0	0
SFA (1994-97-99-2006-18-19-22-23)	8	1	8	.111	0	0	0	0
Siena (1995-2005-06-07-08-14)	6	0	6	.000	0	0	0	0
SMU (2015-16-23)	3	2	3	.400	0	0	0	0
South Alabama (2021-23)	2	0	2	.000	0	0	0	0
South Carolina (1984-95-97-98-2000-01-02-18-19-21)	10	6	10	.375	0	0	0	0
South Carolina St. (2010)	1	0	1	.000	0	0	0	0
South Dakota (2018-20-21-22)	4	0	4	.000	0	0	0	0
South Dakota St. (2007)	1	0	1	.000	0	0	0	0
South Fla. (1993-95-96-97-98-2000-02)	7	2	7	.222	0	0	0	0
Southeast Mo. St. (1996-98-99-2000-19-21)	6	1	6	.142	0	0	0	0
Southeastern La. (2022-23)	2	0	2	.000	0	0	0	0
Southern California (1981-82-83-84-85-87-88-89-91-92-93-94-95-96-97-98-99-2000-01-02-03-04-05-06-07-08-09-10-11-12-13-14-15-16-17-18-19-22-23)	39	83	36	.697	3	1	6	0
Southern U. (1998)	1	0	1	.000	0	0	0	0
Southern Ill. (2015)	1	0	1	.000	0	0	0	0
St. John's (NY) (2006-07-19)	3	3	3	.500	0	0	0	0
Stanford (1981-82-83-84-85-86-87-88-89-90-91-92-93-94-95-96-97-98-99-2000-01-02-03-04-05-06-07-08-09-10-11-12-13-14-15-16-17-18-19-21-22-23)	42	138	34	.802	9	8	5	1
Stony Brook (2017-18)	2	0	2	.000	0	0	0	0
Syracuse (2018)	1	1	1	.500	0	0	0	0
TCU (2009-15-16-22-23)	5	4	5	.444	0	0	0	0
Temple (1997-98-99-2002)	4	2	4	.333	0	0	0	0
Tennessee (1981-82-83-84-93-2000-04-05-06-08-09-10-11-12-18-21-22-23)	18	17	18	.486	0	0	1	0
Tennessee St. (2007-22)	2	0	2	.000	0	0	0	0
Tennessee Tech (1997-2008)	2	0	2	.000	0	0	0	0
Texas (1982-83-84-85-86-87-88-89-90-91-92-93-94-95-96-97-98-99-2001-02-04-05-06-07-08-09-10-11-12-13-14-15-16-17-18-19-20-21-22-23)	40	116	36	.763	4	5	6	0
Texas A&M (1981-82-85-86-93-94-95-96-97-98-99-2000-01-02-03-04-05-09-11-12-13-14-15-16-19-23)	26	28	26	.519	0	0	0	0
Texas St. (1986-91-98-2004-05-07-09-11-13-18-19-20-23)	13	2	13	.133	0	0	0	0
Texas Tech (1990-91-92-95-96-98-2000-01-21)	9	3	9	.250	0	0	0	0
The Citadel (2021)	1	0	1	.000	0	0	0	0
Towson (2004-19-20-21-22)	5	1	5	.167	0	0	0	0
Tulane (2008-09)	2	1	2	.333	0	0	0	0
Tulsa (2007-10-11-12)	4	2	4	.333	0	0	0	0
UAB (2006-08)	2	1	2	.333	0	0	0	0
UC Irvine (1988-2003-04)	3	1	3	.250	0	0	0	0
UC Santa Barbara (1981-82-83-84-85-86-87-88-89-90-91-92-93-94-95-96-97-98-99-2000-01-02-03-04-05-06-09-13-19-23)	30	22	30	.423	0	0	0	0
UCF (1994-95-96-97-2001-02-03-14-18-19-20-21-22)	13	5	13	.278	0	0	0	0
UCLA (1981-82-83-84-85-86-87-88-89-90-91-92-93-94-95-97-98-99-2000-01-02-03-04-05-06-07-08-09-10-11-12-14-15-16-17-19-20-21)	38	94	35	.728	4	4	3	1
UIC (2021)	1	0	0	.000	0	0	0	0
UMBC (1998-2020-21-22-23)	5	0	5	.000	0	0	0	0
UMES (2011-12)	2	0	2	.000	0	0	0	0
UNCW (2015)	1	0	1	.000	0	0	0	0
UNI (1986-87-91-94-95-98-99-2000-01-02-03-06-07-08-09-10-11-12-15-16-17-18-19-22-23)	25	16	25	.390	0	0	0	0

Team (Years Participated)	Yrs.	Won	Lost	Pct.	1st	2nd	3rd	4th
UNLV (2007-16-20-22)	4	2	4	.333	0	0	0	0
UT Arlington (1985-86-87-88-89-90-2001-02)	8	7	8	.467	0	0	1	0
UT Martin (2002)	1	0	1	.000	0	0	0	0
Utah (1998-99-2000-01-02-03-04-05-06-08-13-14-16-17-18-19-20-21)	18	18	18	.500	0	0	0	0
Utah St. (2000-01-05-10-22-23)	6	2	6	.250	0	0	0	0
Utah Valley (2020-21)	2	0	2	.000	0	0	0	0
UTRGV (2016)	1	0	1	.000	0	0	0	0
UTSA (2000-10-13)	3	0	3	.000	0	0	0	0
Valparaiso (2003-04-05)	3	0	3	.000	0	0	0	0
VCU (2005-17-19)	3	0	3	.000	0	0	0	0
Villanova (1997-2015)	2	0	2	.000	0	0	0	0
Virginia (1998-99)	2	0	2	.000	0	0	0	0
Virginia Tech (2010)	1	1	1	.500	0	0	0	0
Washington (1986-88-89-94-96-97-2002-03-04-05-06-07-08-09-10-11-12-13-14-15-16-17-18-19-20-21-22)	27	58	26	.691	1	0	4	0
Washington St. (1991-93-94-95-96-97-2000-01-02-09-16-17-18-19-20-21-22-23)	18	17	18	.486	0	0	0	0
Weber St. (1988-2020-23)	3	1	3	.250	0	0	0	0
West Virginia (2021)	1	0	1	.000	0	0	0	0
Western Ky. (2002-05-07-08-10-11-12-14-15-16-17-19-20-21-22-23)	16	9	16	.360	0	0	0	0
Western Mich. (1982-83-84-85-86-87-88-89-2000-08-11-14-23)	13	8	13	.381	0	0	0	0
Wichita St. (2004-07-08-09-10-11-12-13-15-16-17)	11	8	11	.421	0	0	0	0
William & Mary (2001)	1	0	1	.000	0	0	0	0
Winthrop (2002-03-04-05-06-19)	6	0	6	.000	0	0	0	0
Wisconsin (1990-91-93-94-96-97-98-99-2000-01-02-03-04-05-06-07-13-14-15-16-17-18-19-20-21-22-23)	27	68	26	.723	1	3	2	0
Wofford (2023)	1	0	1	.000	0	0	0	0
Wright St. (2019-20-22-23)	4	1	4	.200	0	0	0	0
Wyoming (1986-89-90-94)	4	2	4	.333	0	0	0	0
Xavier (2001-07)	2	0	2	.000	0	0	0	0
Yale (2004-08-11-12-13-14-18-22-23)	9	2	9	.182	0	0	0	0

\*Participation in tournament vacated by the NCAA Committee on Infractions: Ohio St. 1999 (1-1) and 2000 (2-1).

# ALL-TIME RESULTS

## 1981

### First Round

Texas A&M def. Pepperdine, 15-13, 15-12, 9-15, 15-9

Penn St. def. Cincinnati, 15-8, 15-6, 15-2  
Purdue def. Tennessee, 15-13, 15-10, 15-10  
New Mexico def. Miami (OH), 11-15, 15-11, 15-11, 15-9.

### Regional Semifinals

Hawaii def. Texas A&M, 15-6, 15-10, 15-7  
Southern California def. Arizona, 15-6, 15-5, 15-10  
Pacific def. Penn St., 10-15, 15-13, 15-10, 2-15, 15-13  
Cal Poly def. Northwestern, 18-16, 15-11, 16-14  
UCLA def. Purdue, 15-11, 6-15, 11-15, 15-8, 15-3  
Stanford def. Arizona St., 15-0, 15-10, 15-6  
San Diego St. def. New Mexico, 15-7, 15-3, 15-8  
UC Santa Barbara def. BYU, 15-11, 13-15, 4-15, 15-9, 15-8.

### Regional Finals

Southern California def. Hawaii, 15-12, 15-4, 11-15, 15-5  
Pacific def. Cal Poly, 15-12, 15-12, 8-15, 15-9  
UCLA def. Stanford, 4-15, 15-10, 15-10, 10-15, 15-3  
San Diego St. def. UC Santa Barbara, 15-9, 15-1, 15-8.

### Semifinals

Southern California def. Pacific, 9-15, 15-12, 15-11, 10-15, 15-11  
UCLA def. San Diego St., 4-15, 15-8, 15-9, 15-8.

### Third Place

San Diego St. def. Pacific, 15-5, 15-10, 15-7.

### Championship

Southern California def. UCLA, 9-15, 15-7, 10-15, 15-13, 15-7

## 1982

### First Round

San Jose St. def. UC Santa Barbara, 14-16, 15-6, 15-3, 12-15, 16-14  
Arizona St. def. Illinois St., 14-16, 15-13, 15-8, 15-13  
Cal Poly def. Pittsburgh, 15-9, 15-2, 15-5  
Pacific def. North Carolina, 15-6, 15-3, 15-4  
Arizona def. Texas A&M, 15-6, 15-8, 15-7  
Texas def. Missouri St., 15-10, 8-15, 15-7, 15-13  
Tennessee def. Northwestern, 15-12, 7-15, 4-15, 15-8, 15-9  
Nebraska def. Penn St., 15-13, 15-5, 15-13  
Purdue def. Rutgers, 12-15, 15-7, 15-3, 15-9  
UCLA def. Louisville, 15-6, 15-4, 15-8  
BYU def. Western Mich., 15-10, 15-7, 15-7  
California def. Pepperdine, 17-15, 15-13, 15-4.

### Regional Semifinals

Hawaii def. San Jose St., 15-10, 15-8, 15-2  
Cal Poly def. Arizona St., 11-15, 15-11, 16-14, 15-10  
Stanford def. Texas, 15-8, 15-8, 15-7  
Pacific def. Arizona, 15-13, 15-13, 7-15, 15-5  
Southern California def. Tennessee, 15-11, 15-7, 15-8  
Purdue def. Nebraska, 12-15, 12-15, 15-4, 15-12, 15-5

UCLA def. BYU, 15-5, 15-4, 18-16

San Diego St. def. California, 15-8, 15-11, 11-15, 15-13.

### Regional Finals

Hawaii def. Cal Poly, 5-15, 15-8, 15-12, 15-6  
Stanford def. Pacific, 15-6, 15-8, 15-11

Southern California def. Purdue, 15-13, 15-3, 15-8

San Diego St. def. UCLA, 15-7, 15-10, 6-15, 15-6.

### Semifinals

Hawaii def. Stanford, 12-15, 15-9, 12-15, 15-11, 15-6  
Southern California def. San Diego St., 15-13, 15-12, 15-12.

### Third Place

San Diego St. def. Stanford, 13-15, 15-11, 17-15, 10-15, 16-14.

### Championship

Hawaii def. Southern California, 14-16, 9-15, 15-13, 15-10, 15-12

## 1983

### First Round

California def. Oregon St., 12-15, 9-15, 15-12, 15-11, 15-10  
UC Santa Barbara def. Northwestern, 15-5, 15-13, 15-8  
Cal Poly def. San Jose St., 15-5, 15-7, 14-16, 15-13  
Purdue def. Illinois St., 15-9, 5-15, 3-15, 15-1, 15-5  
Western Mich. def. Nebraska, 9-15, 15-12, 15-12, 15-8  
Penn St. def. Providence, 15-10, 15-9, 15-9  
Tennessee def. Florida St., 12-15, 12-15, 15-1, 15-10, 15-8  
Texas def. Lamar, 15-4, 15-3, 15-10  
Kentucky def. North Carolina, 15-2, 15-13, 15-12  
Arizona def. Southern California, 15-10, 4-15, 15-10, 4-15, 15-9  
San Diego St. def. Colorado St., 15-8, 15-12, 15-9  
BYU def. Arizona St., 15-8, 15-8, 15-12.

### Regional Semifinals

Pacific def. California, 15-11, 15-3, 15-3  
Cal Poly def. UC Santa Barbara, 15-4, 12-15, 15-11, 13-15, 15-4  
Western Mich. def. Purdue, 15-3, 9-15, 15-9, 14-16, 15-10  
UCLA def. Penn St., 15-1, 16-14, 15-11  
Hawaii def. Tennessee, 15-6, 15-7, 15-4  
Kentucky def. Texas, 15-7, 6-15, 14-16, 15-13, 15-10  
San Diego St. def. Arizona, 11-15, 15-7, 15-1, 15-5  
Stanford def. BYU, 16-14, 4-15, 15-12, 15-4.

### Regional Finals

Pacific def. Cal Poly, 15-9, 15-3, 15-10  
UCLA def. Western Mich., 15-6, 15-8, 15-12  
Hawaii def. Kentucky, 10-15, 18-16, 15-9, 15-10  
Stanford def. San Diego St., 15-7, 15-11, 15-8.

### Semifinals

UCLA def. Pacific, 15-5, 15-12, 15-17, 9-15, 15-7  
Hawaii def. Stanford, 15-9, 15-7, 15-7.

### Third Place

Stanford def. Pacific, 7-15, 15-8, 15-11, 15-2.

### Championship

Hawaii def. UCLA, 15-13, 15-4, 15-10

## 1984

### First Round

Colorado St. def. Arizona, 15-13, 15-11, 10-15, 15-11  
San Diego St. def. BYU, 15-13, 15-9, 15-11  
Southern California def. Pepperdine, 15-6, 14-16, 15-8, 13-15, 15-8

Nebraska def. Pittsburgh, 15-6, 15-10, 18-16  
Western Mich. def. Illinois St., 15-13, 9-15, 15-8, 17-15

Penn St. def. Northwestern, 7-15, 15-9, 15-4, 9-15, 15-3

Fresno St. def. UC Santa Barbara, 12-15, 15-13, 15-11, 15-6

San Jose St. def. Purdue, 5-15, 15-8, 15-9, 15-13  
Oregon def. Hawaii, 15-9, 16-4, 14-16, 3-15, 15-9  
Texas def. Lamar, 15-4, 15-10, 15-8  
Tennessee def. Eastern Ky., 15-2, 15-6, 15-9  
Duke def. South Carolina, 15-13, 15-8, 10-15, 15-9.

### Regional Semifinals

Stanford def. Colorado St., 15-2, 15-5, 15-5  
Southern California def. San Diego St., 15-7, 15-13, 15-10  
Nebraska def. Western Mich., 15-12, 15-10, 8-15, 15-7  
Pacific def. Penn St., 15-4, 15-8, 15-12  
Fresno St. def. Cal Poly, 7-15, 15-11, 4-15, 15-4, 16-14  
San Jose St. def. Oregon, 15-4, 17-15, 15-12  
Texas def. Tennessee, 15-6, 15-7, 10-15, 15-6  
UCLA def. Duke, 15-4, 15-3, 15-8.

### Regional Finals

Stanford def. Southern California, 11-15, 14-16, 15-9, 15-9, 15-10  
Pacific def. Nebraska, 15-7, 15-8, 13-15, 15-3  
San Jose St. def. Fresno St., 15-6, 6-15, 15-5, 15-4  
UCLA def. Texas, 15-17, 15-11, 15-13, 16-14.

### Semifinals

Stanford def. Pacific, 15-11, 15-10, 15-12  
UCLA def. San Jose St., 15-6, 15-2, 15-4.

### Third Place

Pacific def. San Jose St., 7-15, 15-13, 15-9, 15-6.

### Championship

UCLA def. Stanford, 15-12, 7-15, 15-10, 9-15, 15-13

## 1985

### First Round

Colorado St. def. Rhode Island, 15-5, 15-8, 15-3  
Arizona def. Arizona St., 12-15, 13-15, 15-11, 15-12, 15-13  
BYU def. Providence, 15-3, 15-4, 15-5  
Nebraska def. Penn St., 15-8, 15-7, 15-12  
Purdue def. Illinois St., 15-11, 15-5, 15-6  
Illinois def. Western Mich., 15-9, 15-11, 12-15, 15-2  
Georgia def. Florida St., 15-6, 15-1, 15-10  
Texas A&M def. UT Arlington, 15-6, 11-15, 16-14, 8-15, 15-10  
Texas def. Duke, 15-9, 15-6, 15-8  
Cal Poly def. UC Santa Barbara, 15-13, 15-9, 7-15, 12-15, 15-13  
San Jose St. def. Long Beach St., 16-14, 15-13, 15-12  
Hawaii def. San Diego St., 15-12, 11-15, 15-8, 16-14.  
**Regional Semifinals**  
Stanford def. Colorado St., 15-6, 15-10, 15-8  
BYU def. Arizona, 12-15, 15-10, 15-6, 8-15, 16-14  
Nebraska def. Purdue, 15-1, 16-14, 12-15, 15-11  
Southern California def. Illinois, 15-8, 15-8, 15-9  
UCLA def. Georgia, 15-3, 15-5, 15-8  
Texas def. Texas A&M, 15-6, 15-8, 15-3  
Cal Poly def. San Jose St., 15-9, 15-5, 15-9  
Pacific def. Hawaii, 15-7, 15-6, 15-4.

## Regional Finals

Stanford def. BYU, 15-7, 10-15, 15-9, 15-12  
Southern California def. Nebraska, 5-15, 15-11, 15-12, 15-7  
UCLA def. Texas, 15-8, 15-10, 15-11  
Pacific def. Cal Poly, 16-14, 15-13, 15-7.

## Semifinals

Stanford def. Southern California, 15-9, 7-15, 15-10, 15-6  
Pacific def. UCLA, 15-11, 15-7, 9-15, 17-15.

## Third Place

Southern California def. UCLA, 15-7, 15-12, 8-15, 11-15, 15-3.

## Championship

Pacific def. Stanford, 15-17, 15-7, 15-12, 15-13

# 1986

## First Round

Pacific def. Idaho St., 15-7, 15-9, 15-4  
San Diego St. def. UC Santa Barbara, 15-11, 15-8, 9-15, 15-11  
San Jose St. def. Cal Poly, 15-7, 14-16, 15-11, 15-11  
Hawaii def. Alliant Int'l, 15-5, 15-4, 15-8  
UT Arlington def. Texas St., 9-15, 15-3, 15-7, 15-6  
LSU def. Arizona, 15-12, 5-15, 15-12, 12-15, 15-9  
Georgia def. Texas A&M, 5-15, 15-4, 15-10, 15-6  
Texas def. Duke, 15-8, 15-3, 13-15, 15-0  
Nebraska def. Pittsburgh, 11-15, 15-5, 15-10, 15-7  
Penn St. def. Wyoming, 13-15, 15-2, 15-7, 15-4  
Western Mich. def. Colorado St., 16-14, 15-2, 15-12  
Illinois def. UNI, 9-15, 15-1, 15-6, 15-10  
LMU (CA) def. UCLA, 1-15, 9-15, 15-8, 15-12, 16-14  
Stanford def. Oregon, 15-9, 15-7, 10-15, 15-4  
Arizona St. def. Pepperdine, 15-9, 15-11, 15-3  
BYU def. Washington, 15-4, 15-8, 15-10.

## Regional Semifinals

Pacific def. San Diego St., 15-9, 15-13, 15-10  
Hawaii def. San Jose St., 8-15, 6-15, 16-14, 15-12, 15-11  
LSU def. UT Arlington, 15-7, 15-5, 15-9  
Texas def. Georgia, 15-9, 15-8, 15-11  
Nebraska def. Penn St., 7-15, 15-4, 16-14, 16-18, 15-9  
Illinois def. Western Mich., 15-4, 15-10, 15-4  
Stanford def. LMU (CA), 15-8, 15-7, 15-11  
BYU def. Arizona St., 15-10, 15-3, 15-17, 15-12.

## Regional Finals

Pacific def. Hawaii, 15-7, 6-15, 15-6, 15-12  
Texas def. LSU, 15-3, 15-11, 15-13  
Nebraska def. Illinois, 15-9, 15-8, 15-3  
Stanford def. BYU, 15-12, 15-13, 15-12.

## Semifinals

Pacific def. Texas, 15-6, 15-1, 16-14  
Nebraska def. Stanford, 7-15, 15-2, 15-10, 15-10.

## Championship

Pacific def. Nebraska, 15-12, 15-4, 15-4

# 1987

## First Round

Hawaii def. Arizona, 15-4, 15-11, 15-10  
Cal Poly def. UC Santa Barbara, 11-15, 15-9, 15-5, 15-8  
San Jose St. def. Idaho St., 15-9, 15-10, 15-10  
Pacific def. Long Beach St., 15-3, 15-12, 15-6  
Illinois def. Pittsburgh, 5-15, 15-4, 15-3, 15-2  
Western Mich. def. Oklahoma, 15-3, 15-8, 15-9  
Purdue def. Penn St., 15-4, 15-9, 17-15  
Nebraska def. UNI, 15-9, 15-1, 15-6  
Texas def. Florida St., 15-6, 15-11, 15-9  
Florida def. LSU, 15-12, 7-15, 15-10, 10-15, 15-10

UT Arlington def. Arizona St., 15-9, 15-6, 15-10  
Kentucky def. NC State, 15-13, 15-5, 15-8  
BYU def. Pepperdine, 15-11, 15-12, 15-6  
UCLA def. California, 15-12, 11-15, 15-11, 15-2  
Colorado St. def. Southern California, 7-15, 15-8, 15-9, 11-15, 15-12  
Stanford def. Oregon, 15-6, 15-8, 15-4.

## Regional Semifinals

Hawaii def. Cal Poly, 15-4, 15-10, 15-8  
Pacific def. San Jose St., 15-9, 15-9, 15-6  
Illinois def. Western Mich., 15-11, 9-15, 15-7, 12-15, 15-10  
Nebraska def. Purdue, 15-8, 15-12, 15-3  
Texas def. Florida, 15-9, 15-4, 15-3  
Kentucky def. UT Arlington, 13-15, 15-13, 15-11, 18-16  
BYU def. UCLA, 17-15, 15-4, 11-15, 15-12  
Stanford def. Colorado St., 15-8, 15-9, 15-12.

## Regional Finals

Hawaii def. Pacific, 15-11, 15-9, 15-12  
Illinois def. Nebraska, 15-11, 15-12, 15-5  
Texas def. Kentucky, 9-15, 15-12, 15-9, 15-4  
Stanford def. BYU, 15-9, 15-6, 11-15, 15-4.

## Semifinals

Hawaii def. Illinois, 19-17, 15-13, 15-11  
Stanford def. Texas, 11-15, 15-12, 8-15, 15-6, 15-5.

## Championship

Hawaii def. Stanford, 15-10, 15-10, 9-15, 15-1

# 1988

## First Round

UCLA def. California, 15-10, 15-8, 15-12  
BYU def. Arizona, 11-15, 15-9, 15-7, 15-5  
Washington def. Arizona St., 15-11, 15-10, 15-11  
Stanford def. Southern California, 15-3, 15-7, 15-11  
UT Arlington def. Pepperdine, 13-15, 15-11, 15-10, 8-15, 15-3  
Kentucky def. New Mexico, 16-14, 15-1, 12-15, 9-15, 15-9  
Colorado St. def. Florida St., 15-3, 15-3, 8-15, 15-7  
Texas def. North Carolina, 15-7, 15-6, 15-6  
Illinois def. Illinois St., 15-11, 15-5, 15-4  
Notre Dame def. Penn St., 15-13, 15-10, 14-16, 15-10  
Oklahoma def. Western Mich., 15-6, 15-8, 15-7  
Nebraska def. Weber St., 15-10, 15-5, 14-16, 8-15, 15-8  
Long Beach St. def. UC Irvine, 15-12, 11-15, 15-6, 7-15, 16-14  
Pacific def. UC Santa Barbara, 15-4, 15-11, 15-6  
San Diego St. def. San Jose St., 15-7, 15-13, 14-16, 15-8  
Hawaii def. Cal Poly, 15-12, 15-7, 15-11.

## Regional Semifinals

UCLA def. BYU, 15-7, 15-7, 15-13  
Washington def. Stanford, 15-11, 3-15, 9-15, 15-9, 15-8  
UT Arlington def. Kentucky, 15-7, 13-15, 15-13, 15-4  
Texas def. Colorado St., 15-3, 15-8, 15-5  
Illinois def. Notre Dame, 15-5, 15-9, 5-15, 13-15, 15-9  
Oklahoma def. Nebraska, 15-12, 15-9, 8-15, 11-15, 15-10  
Pacific def. Long Beach St., 15-10, 16-18, 15-11, 15-6  
Hawaii def. San Diego St., 15-4, 15-8, 15-13.

## Regional Finals

UCLA def. Washington, 15-7, 16-14, 15-9  
Texas def. UT Arlington, 15-10, 15-2, 15-7  
Illinois def. Oklahoma, 15-11, 15-8, 15-4  
Hawaii def. Pacific, 15-10, 15-7, 13-15, 15-8.

## Semifinals

Texas def. UCLA, 16-14, 15-11, 15-13  
Hawaii def. Illinois, 15-1, 15-12, 13-15, 15-13.

## Championship

Texas def. Hawaii, 15-4, 16-14, 15-13

# 1989

## First Round

Hawaii def. Eastern Wash., 15-2, 15-9, 15-7  
Cal Poly def. UC Santa Barbara, 14-16, 15-12, 14-16, 16-14, 15-12  
Long Beach St. def. San Diego St., 15-7, 15-7, 15-10  
Pacific def. San Jose St., 15-11, 15-8, 15-6  
Texas def. Western Mich., 15-10, 16-14, 15-3  
California def. Florida St., 11-15, 15-11, 15-13, 15-13  
LSU def. Houston, 13-15, 15-12, 8-15, 15-7, 15-3  
UT Arlington def. North Carolina, 13-15, 15-6, 15-13, 15-6  
Nebraska def. Illinois St., 15-7, 15-11, 15-12  
Minnesota def. Colorado, 15-11, 16-14, 15-11  
Illinois def. Penn St., 15-5, 15-9, 15-2  
Ohio St. def. Iowa, 15-9, 15-6, 15-13  
UCLA def. Pepperdine, 9-15, 15-10, 15-6, 15-4  
Arizona def. Oregon, 15-9, 15-7, 15-12  
Stanford def. Southern California, 15-8, 13-15, 15-5, 15-7  
Wyoming def. Washington, 15-9, 15-8, 15-10.

## Regional Semifinals

Hawaii def. Cal Poly, 15-9, 15-17, 9-15, 15-12, 15-12  
Long Beach St. def. Pacific, 15-11, 9-15, 15-12, 15-9  
Texas def. California, 15-11, 15-6, 15-10  
UT Arlington def. LSU, 13-15, 11-15, 15-11, 15-13, 15-5  
Nebraska def. Minnesota, 15-10, 11-15, 15-13, 15-12  
Illinois def. Ohio St., 13-15, 15-7, 15-10, 17-15  
UCLA def. Arizona, 15-11, 16-14, 16-14  
Wyoming def. Stanford, 15-6, 3-15, 10-15, 15-12, 15-11.

## Regional Finals

Long Beach St. def. Hawaii, 11-15, 15-13, 10-15, 15-8, 15-10  
UT Arlington def. Texas, 15-8, 11-15, 11-15, 15-9, 15-10  
Nebraska def. Illinois, 17-15, 15-5, 15-8  
UCLA def. Wyoming, 15-8, 15-10, 15-11.

## Semifinals

Long Beach St. def. UT Arlington, 15-6, 11-15, 15-10, 15-7  
Nebraska def. UCLA, 15-13, 15-11, 15-6.

## Championship

Long Beach St. def. Nebraska, 15-12, 15-0, 15-6

# 1990

## First Round

UCLA def. Gonzaga, 15-6, 15-7, 15-12  
New Mexico def. Pepperdine, 15-7, 15-10, 15-12  
San Diego St. def. BYU, 15-10, 15-8, 12-15, 15-13  
Stanford def. Wyoming, 15-4, 15-5, 15-8  
Texas Tech def. UT Arlington, 16-14, 15-4, 16-14  
LSU def. Louisville, 15-9, 15-1, 15-7  
Kentucky def. Florida St., 15-12, 15-10, 10-15, 15-10  
Texas def. Maryland, 15-3, 15-5, 15-7  
Hawaii def. Missouri St., 15-4, 15-11, 15-4  
Long Beach St. def. San Jose St., 15-10, 15-10, 15-7  
UC Santa Barbara def. Idaho St., 15-12, 15-4, 15-10  
Pacific def. Montana, 15-3, 15-10, 15-9  
Penn St. def. Purdue, 15-8, 16-14, 15-4



Wisconsin def. Illinois, 15-10, 15-9, 15-10  
Pittsburgh def. Ohio St., 15-12, 15-13, 9-15,  
15-13  
Nebraska def. Miami (OH), 15-3, 15-9, 15-9.

#### Regional Semifinals

UCLA def. New Mexico, 15-8, 11-15, 15-3, 16-14  
Stanford def. San Diego St., 15-11, 13-15, 15-6,  
15-1  
LSU def. Texas Tech, 15-11, 15-12, 15-5  
Texas def. Kentucky, 15-4, 15-5, 15-5  
Long Beach St. def. Hawaii, 15-11, 8-15, 15-13,  
15-13  
Pacific def. UC Santa Barbara, 15-8, 15-9, 15-5  
Penn St. def. Wisconsin, 15-6, 15-6, 15-3  
Nebraska def. Pittsburgh, 15-7, 15-11, 15-7.

#### Regional Finals

UCLA def. Stanford, 15-10, 15-8, 15-12  
LSU def. Texas, 8-15, 4-15, 15-10, 15-11, 17-15  
Pacific def. Long Beach St., 15-8, 16-14, 14-16,  
15-6  
Nebraska def. Penn St., 15-12, 16-14, 10-15,  
15-5.

#### Semifinals

UCLA def. LSU, 15-13, 15-10, 15-6  
Pacific def. Nebraska, 15-13, 11-15, 15-9, 15-12.

#### Championship

UCLA def. Pacific, 15-9, 15-12, 15-7

## 1991

#### First Round

Stanford def. Rhode Island, 15-1, 15-2, 15-11  
Southern California def. BYU, 15-7, 15-6, 1-15,  
15-9  
UCLA def. Pepperdine, 15-3, 15-8, 15-11  
New Mexico def. Washington St., 15-5, 11-15,  
15-9, 15-4  
Ohio St. def. Pittsburgh, 15-9, 17-15, 9-15, 15-7  
Penn St. def. Colorado, 8-15, 10-15, 15-11, 15-6,  
15-11  
Wisconsin def. Bowling Green, 15-8, 15-4, 16-14  
Nebraska def. Illinois, 15-5, 15-8, 15-12  
LSU def. Houston, 15-5, 15-5, 16-14  
Texas Tech def. Georgia, 15-5, 15-6, 15-4  
Texas def. Duke, 15-3, 15-9, 15-12  
Florida def. Louisville, 15-5, 15-13, 15-10  
Hawaii def. Texas St., 17-15, 15-6, 15-7  
Pacific def. Montana, 15-2, 15-6, 15-3  
UC Santa Barbara def. Fresno St., 15-9, 15-7,  
17-16  
Long Beach St. def. UNI, 15-7, 15-3, 15-6.

#### Regional Semifinals

Stanford def. Southern California, 12-15, 15-6,  
9-15, 15-10, 15-9  
UCLA def. New Mexico, 15-12, 15-10, 15-10  
Ohio St. def. Penn St., 13-15, 15-9, 11-15, 15-5,  
15-11  
Nebraska def. Wisconsin, 15-9, 15-10, 15-10  
LSU def. Texas Tech, 15-6, 15-7, 15-10  
Florida def. Texas, 3-15, 15-10, 15-9, 15-5  
Hawaii def. Pacific, 16-14, 15-13, 15-10  
Long Beach St. def. UC Santa Barbara, 15-10,  
7-15, 16-14, 15-10.

#### Regional Finals

UCLA def. Stanford, 15-2, 15-12, 16-14  
Ohio St. def. Nebraska, 9-15, 15-9, 17-16, 15-7  
LSU def. Florida, 15-10, 15-10, 12-15, 15-13  
Long Beach St. def. Hawaii, 15-6, 15-10, 8-15,  
8-15, 15-11.

#### Semifinals

UCLA def. Ohio St., 15-8, 15-8, 15-5  
Long Beach St. def. LSU, 15-13, 6-15, 15-10,  
15-13.

#### Championship

UCLA def. Long Beach St., 12-15, 13-15, 15-12,  
15-6, 15-11

## 1992

#### First Round

UCLA def. Ball St., 15-1, 15-4, 15-0  
Arizona St. def. New Mexico, 12-15, 9-15, 15-11,  
15-5, 15-4  
Southern California def. CSUN, 16-14, 15-8,  
15-10  
BYU def. Santa Clara, 15-4, 15-13, 16-14  
Florida def. Florida St., 15-9, 15-3, 15-10  
Kentucky def. Duke, 15-6, 15-11, 7-15, 15-11  
LSU def. Texas Tech, 15-7, 15-8, 15-5  
Texas def. Georgia, 15-12, 15-2, 10-15, 15-8  
Long Beach St. def. Arkansas St., 13-15, 15-3,  
15-8, 15-11  
Illinois St. def. Houston, 15-12, 15-9, 15-13  
UC Santa Barbara def. Idaho, 15-3, 15-8, 15-13  
Pacific def. Louisville, 15-13, 15-6, 15-5  
Stanford def. Pittsburgh, 15-3, 15-2, 15-4  
Penn St. def. Notre Dame, 15-13, 15-8, 15-9  
Nebraska def. Colorado, 15-11, 15-8, 8-15, 19-17  
Illinois def. Ohio St., 15-2, 15-7, 15-12.

#### Regional Semifinals

UCLA def. Arizona St., 15-3, 15-9, 15-3  
BYU def. Southern California, 15-5, 15-5, 13-15,  
15-11  
Florida def. Kentucky, 15-13, 15-10, 16-14  
Texas def. LSU, 15-9, 13-15, 15-12, 15-4  
Long Beach St. def. Illinois St., 15-8, 15-7, 15-4  
Pacific def. UC Santa Barbara, 15-9, 15-2, 8-15,  
15-6  
Stanford def. Penn St., 15-13, 15-6, 15-13  
Illinois def. Nebraska, 15-10, 15-7, 15-10.

#### Regional Finals

UCLA def. BYU, 15-5, 15-8, 15-9  
Florida def. Texas, 8-15, 14-16, 15-6, 15-2, 15-11  
Long Beach St. def. Pacific, 4-15, 15-12, 15-11,  
15-7  
Stanford def. Illinois, 17-15, 15-6, 15-17, 15-10.

#### Semifinals

UCLA def. Florida, 15-12, 15-12, 15-10  
Stanford def. Long Beach St., 15-10, 15-12, 6-15,  
15-9.

#### Championship

Stanford def. UCLA, 15-8, 15-9, 6-15, 15-10

## 1993

#### First Round

New Mexico def. Santa Clara, 15-11, 11-15,  
15-11, 15-8  
Southern California def. Radford, 15-2, 15-6, 15-1  
Arizona def. Lamar, 15-11, 15-4, 15-7  
Washington St. def. San Diego, 14-16, 15-9,  
15-5, 15-11  
Minnesota def. Ball St., 15-6, 15-11, 15-9  
Nebraska def. Cornell, 15-7, 15-4, 15-1  
NIU def. Illinois St., 17-15, 16-14, 15-13  
Illinois def. Missouri St., 15-7, 15-13, 17-15  
George Washington def. Pittsburgh, 15-13, 10-15,  
15-9, 12-15, 15-13  
Idaho def. Appalachian St., 15-5, 15-8, 15-2  
Florida St. def. DePaul, 15-8, 7-15, 15-10, 15-13  
Wisconsin def. South Fla., 15-4, 15-7, 16-14  
Texas A&M def. George Mason, 15-5, 15-5,  
11-15, 15-6  
Duke def. Louisville, 15-12, 15-11, 15-13  
Tennessee def. Sam Houston St., 15-12, 15-5,  
6-15, 15-9  
Houston def. Clemson, 15-11, 15-10, 15-10.

#### Second Round

UCLA def. New Mexico, 15-8, 15-3, 15-6  
Stanford def. Southern California, 15-11, 15-7,  
13-15, 15-5  
Arizona def. Arizona St., 5-15, 15-7, 5-15, 15-9,  
15-11  
BYU def. Washington St., 15-6, 15-11, 15-4

Minnesota def. UC Santa Barbara, 15-13, 7-15,  
15-5, 14-16, 15-10

Notre Dame def. Nebraska, 15-11, 15-10, 15-8

Penn St. def. Northern Ill., 15-5, 15-8, 15-8

Colorado def. Illinois, 15-7, 15-5, 15-10

Long Beach St. def. George Washington, 15-3,  
15-8, 15-5

Ohio St. def. Idaho, 7-15, 15-6, 16-14, 15-2

Pacific def. Florida St., 15-6, 15-17, 15-6, 15-9

Hawaii def. Wisconsin, 16-14, 15-10, 15-7

Texas def. Texas A&M, 15-10, 15-3, 15-8

Duke def. Kentucky, 15-12, 15-9, 15-12

Georgia def. Tennessee, 15-3, 15-10, 5-15, 15-11

Florida def. Houston, 15-10, 15-10, 15-8.

#### Regional Semifinals

UCLA def. Stanford, 15-11, 12-15, 15-5, 15-10  
BYU def. Arizona, 15-8, 11-15, 15-9, 15-8  
Notre Dame def. Minnesota, 15-9, 11-15, 15-13,  
11-15, 15-13  
Penn St. def. Colorado, 9-15, 16-14, 16-18, 15-8,  
15-7  
Long Beach St. def. Ohio St., 15-7, 15-9, 13-15,  
15-12  
Hawaii def. Pacific, 15-6, 15-13, 12-15, 15-10  
Texas def. Duke, 15-9, 15-12, 15-11  
Florida def. Georgia, 16-14, 15-9, 15-13.

#### Regional Finals

BYU def. UCLA, 16-14, 17-15, 15-11  
Penn St. def. Notre Dame, 15-12, 15-5, 15-12  
Long Beach St. def. Hawaii, 15-12, 15-7, 15-12  
Florida def. Texas, 15-11, 15-8, 11-15, 12-15,  
15-10.

#### Semifinals

Penn St. def. BYU, 15-13, 6-15, 16-14, 15-12  
Long Beach St. def. Florida, 15-10, 15-6, 15-3.

#### Championship

Long Beach St. def. Penn St., 15-13, 12-15,  
15-11, 16-14

## 1994

#### First Round

Washington def. Wyoming, 7-15, 15-9, 15-4,  
15-13  
San Diego St. def. Memphis, 7-15, 15-6, 15-5,  
15-9  
Arizona def. LMU (CA), 15-13, 9-15, 15-6, 15-3  
New Mexico def. Washington St., 15-7, 8-15,  
13-15, 15-11, 15-8  
Texas A&M def. Michigan St., 15-12, 15-9, 14-16,  
15-5  
UC Santa Barbara def. Princeton, 15-3, 15-1,  
15-9  
Idaho def. UCF, 15-2, 15-5, 15-5  
Montana def. Arkansas St., 14-16, 15-10, 15-9,  
17-15  
George Washington def. Wisconsin, 15-13, 15-11,  
12-15, 12-15, 15-10  
UNI def. Rider, 15-0, 15-2, 15-3  
Pittsburgh def. Iowa, 5-15, 16-14, 4-15, 16-14,  
15-10  
Ball St. def. Illinois, 15-12, 8-15, 15-7, 8-15, 16-14  
Georgia Tech def. George Mason, 15-10, 15-11,  
5-15, 15-5  
Georgia def. Appalachian St., 15-6, 15-4, 15-5  
Texas def. Louisville, 15-10, 16-14, 15-10  
Clemson def. SFA, 12-15, 13-15, 15-9, 15-11,  
15-8.

#### Second Round

Stanford def. Washington, 15-5, 15-11, 15-3  
Arizona St. def. San Diego St., 15-13, 6-15, 9-15,  
15-6, 15-12  
Arizona def. BYU, 10-15, 15-5, 15-4, 15-10  
Southern California def. New Mexico, 15-13,  
15-4, 15-6  
Ohio St. def. Texas A&M, 15-6, 15-13, 15-10  
Pacific def. UC Santa Barbara, 15-13, 18-16,



9-15, 10-15, 15-13  
Hawaii def. Idaho, 17-15, 15-11, 15-7  
Long Beach St. def. Montana, 15-10, 15-6, 15-8  
Nebraska def. George Washington, 17-15, 15-9, 15-8  
Colorado def. UNI, 14-16, 15-13, 15-9, 15-12  
Notre Dame def. Pittsburgh, 9-15, 15-11, 15-13, 15-13  
Penn St. def. Ball St., 15-8, 15-5, 18-16  
UCLA def. Georgia Tech, 15-7, 15-9, 15-8  
Duke def. Georgia, 15-11, 15-3, 15-4  
Florida def. Texas, 15-13, 15-8, 17-15  
Houston def. Clemson, 15-1, 15-13, 15-12.

#### Regional Semifinals

Stanford def. Arizona St., 15-8, 15-3, 15-6  
Southern California def. Arizona, 15-7, 15-9, 15-7  
Ohio St. def. Pacific, 15-10, 10-15, 15-11, 15-4  
Long Beach St. def. Hawaii, 15-12, 12-15, 15-11, 11-15, 15-10  
Nebraska def. Colorado, 15-11, 15-7, 15-5  
Penn St. def. Notre Dame, 15-4, 15-6, 15-2  
UCLA def. Duke, 15-3, 15-3, 15-4  
Houston def. Florida, 13-15, 15-6, 15-11, 15-4.

#### Regional Finals

Stanford def. Southern California, 15-13, 15-13, 15-6  
Ohio St. def. Long Beach St., 15-5, 14-16, 15-9, 15-5  
Penn St. def. Nebraska, 12-15, 15-11, 15-9, 15-8  
UCLA def. Houston, 15-5, 15-7, 15-12.

#### Semifinals

Stanford def. Ohio St., 15-11, 15-9, 15-7  
UCLA def. Penn St., 3-15, 15-4, 15-9, 5-15, 15-11.

#### Championship

Stanford def. UCLA, 15-10, 5-15, 16-14, 15-13

## 1995

#### First Round

UNI def. Colorado, 15-7, 15-12, 21-19  
Southern California def. North Texas, 15-6, 15-2, 15-1  
Oral Roberts def. LMU (CA), 14-16, 11-15, 15-13, 17-15, 15-12  
Iowa St. def. Idaho, 15-13, 15-5, 15-10  
Texas Tech def. Arkansas St., 15-2, 12-15, 10-15, 15-6, 15-11  
South Carolina def. Hofstra, 15-7, 15-10, 15-1  
Georgia def. Marshall, 15-7, 15-3, 15-3  
George Washington def. Middle Tenn., 15-1, 15-13, 15-9  
George Mason def. Indiana, 15-8, 15-10, 15-13  
Georgia Tech def. Siena, 15-8, 15-10, 15-0  
Maryland def. Miami (OH), 15-9, 15-3, 15-11  
Ball St. def. Loyola Chicago, 15-13, 15-11, 15-8  
Louisville def. UCF, 4-15, 15-11, 15-11, 15-2  
UC Santa Barbara def. South Fla., 15-9, 15-13, 15-8  
Long Beach St. def. Colorado St., 15-3, 15-11, 15-2  
BYU def. Houston, 15-5, 15-10, 15-8.

#### Second Round

Stanford def. UNI, 15-12, 15-8, 15-3  
Southern California def. Pacific, 15-9, 15-13, 15-5  
Oral Roberts def. Washington St., 16-14, 15-6, 15-10  
Notre Dame def. Iowa St., 15-3, 16-14, 15-10  
Florida def. Texas Tech, 6-15, 13-15, 15-9, 15-5, 18-16  
Texas A&M def. South Carolina, 15-6, 17-15, 15-12  
Illinois def. Georgia, 15-10, 15-11, 10-15, 15-9  
Texas def. George Washington, 15-6, 15-1, 15-6  
Nebraska def. George Mason, 15-2, 15-5, 16-14  
Penn St. def. Georgia Tech, 15-8, 15-5, 15-5  
Ohio St. def. Maryland, 12-15, 15-10, 15-11,

15-13  
UCLA def. Ball St., 15-4, 15-4, 15-7  
Hawaii def. Louisville, 15-4, 15-7, 15-2  
Arizona St. def. UC Santa Barbara, 15-7, 13-15, 15-5, 4-15, 15-9  
San Diego St. def. Long Beach St., 15-17, 15-13, 15-12, 15-11  
Michigan St. def. BYU, 15-7, 15-9, 15-7.

#### Regional Semifinals

Stanford def. Southern California, 15-6, 15-12, 15-8  
Oral Roberts def. Notre Dame, 15-9, 15-11, 15-4  
Florida def. Texas A&M, 15-4, 15-13, 15-4  
Texas def. Illinois, 15-13, 15-12, 15-3  
Nebraska def. Penn St., 15-7, 15-6, 14-16, 15-2  
UCLA def. Ohio St., 15-6, 15-6, 15-9  
Hawaii def. Arizona St., 15-8, 15-5, 11-15, 15-13  
Michigan St. def. San Diego St., 15-11, 15-13, 15-10.

#### Regional Finals

Stanford def. Oral Roberts, 15-4, 15-7, 15-4  
Texas def. Florida, 9-15, 15-7, 15-8, 10-15, 15-13  
Nebraska def. UCLA, 15-9, 15-7, 16-14  
Michigan St. def. Hawaii, 6-15, 8-15, 15-10, 15-7, 15-12.

#### Semifinals

Texas def. Stanford, 15-13, 0-15, 15-17, 15-6, 15-12  
Nebraska def. Michigan St., 10-15, 15-8, 15-8, 9-15, 15-8.

#### Championship

Nebraska def. Texas, 11-15, 15-2, 15-7, 16-14

## 1996

#### First Round

Colorado St. def. Houston, 15-10, 15-13, 15-11  
Southern California def. Southeast Mo. St., 15-2, 15-5, 15-1  
UC Santa Barbara def. Northern Ill., 12-15, 16-14, 4-15, 15-9, 15-12  
Kansas St. def. CSUN, 15-12, 14-16, 15-11, 15-13  
Arkansas def. Rhode Island, 15-12, 15-8, 12-15, 9-15, 15-11  
Louisville def. Brown, 15-3, 15-1, 15-7  
Wisconsin def. Colgate, 15-5, 15-3, 15-11  
Georgia Tech def. Coastal Carolina, 15-13, 15-7, 15-8  
Colorado def. Oral Roberts, 15-9, 13-15, 15-7, 15-12  
San Diego St. def. Sam Houston St., 15-4, 15-2, 13-15, 15-9  
Washington def. Texas Tech, 15-5, 15-6, 15-9  
Arizona def. San Diego, 15-4, 7-15, 15-7, 8-15, 15-13  
Illinois St. def. Miami (OH), 15-1, 6-15, 15-5, 15-5  
Notre Dame def. Hofstra, 15-2, 15-4, 15-2  
Texas A&M def. Little Rock, 15-3, 15-8, 15-4  
Minnesota def. UCF, 8-15, 12-15, 15-12, 15-9, 17-15.

#### Second Round

Stanford def. Colorado St., 15-10, 15-4, 15-7  
Southern California def. South Fla., 15-8, 15-5, 15-6  
LMU (CA) def. UC Santa Barbara, 14-16, 15-7, 15-8, 15-9  
Washington St. def. Kansas St., 15-6, 16-14, 15-12  
Nebraska def. Arkansas, 15-8, 12-15, 15-7, 15-7  
Louisville def. Maryland, 9-15, 16-14, 15-9, 15-3  
Wisconsin def. George Mason, 2-15, 15-9, 15-10, 15-11  
Penn St. def. Georgia Tech, 15-7, 15-10, 15-13  
Hawaii def. Colorado, 15-12, 15-11, 15-13  
Texas def. San Diego St., 17-15, 15-13, 15-5  
BYU def. Washington, 15-7, 8-15, 15-8, 15-7

Pacific def. Arizona, 7-15, 15-12, 15-1, 15-8  
Florida def. Illinois St., 16-14, 16-14, 15-3  
Ohio St. def. Notre Dame, 8-15, 11-15, 15-11, 15-11, 15-8  
Michigan St. def. Texas A&M, 19-17, 15-13, 15-12  
Long Beach St. def. Minnesota, 15-10, 15-13, 15-6.

#### Regional Semifinals

Stanford def. Southern California, 15-3, 15-7, 15-7  
Washington St. def. LMU (CA), 15-12, 11-15, 15-13, 15-8  
Nebraska def. Louisville, 15-7, 15-6, 15-4  
Penn St. def. Wisconsin, 15-11, 15-5, 15-5  
Hawaii def. Texas, 15-13, 13-15, 15-13, 15-2  
BYU def. Pacific, 15-7, 8-15, 15-4, 13-15, 15-13  
Florida def. Ohio St., 15-8, 14-16, 13-15, 15-12, 15-6  
Michigan St. def. Long Beach St., 15-4, 13-15, 15-6, 15-8.

#### Regional Finals

Stanford def. Washington St., 15-12, 15-13, 15-9  
Nebraska def. Penn St., 15-12, 8-15, 15-13, 9-15, 20-18  
Hawaii def. BYU, 15-10, 15-6, 15-6  
Florida def. Michigan St., 7-15, 15-7, 15-9, 17-15.

#### Semifinals

Stanford def. Nebraska, 9-15, 15-7, 15-9, 15-8  
Hawaii def. Florida, 15-11, 15-8, 15-9.

#### Championship

Stanford def. Hawaii, 15-7, 15-3, 15-5

## 1997

#### First Round

NIU def. Villanova, 15-6, 15-11, 12-15, 14-16, 16-14  
Ohio St. def. Fairfield, 15-2, 15-2, 15-8  
Maryland def. Princeton, 15-6, 15-13, 15-11  
Michigan def. Temple, 15-8, 6-15, 15-12, 8-15, 15-10  
Texas A&M def. Hofstra, 15-5, 15-5, 15-4  
Minnesota def. Miami (OH), 16-14, 15-5, 15-12  
UCF def. Clemson, 15-7, 15-13, 15-1  
Arkansas def. Little Rock, 15-11, 15-3, 15-3  
Notre Dame def. Liberty, 15-9, 15-3, 15-2  
Colorado St. def. American, 15-5, 15-2, 15-17, 15-1  
Washington St. def. Lehigh, 15-2, 15-5, 15-0  
South Fla. def. Florida St., 8-15, 15-4, 15-13, 7-15, 15-9  
LMU (CA) def. Hawaii, 15-7, 15-7, 15-4  
Washington def. Chattanooga, 15-4, 15-3, 15-2  
Pacific def. Sacramento St., 15-11, 15-7, 17-19, 15-11  
San Diego def. Kansas St., 11-15, 15-10, 15-7, 15-6  
Southern California def. Morgan St., 15-2, 15-7, 15-7  
Michigan St. def. Butler, 15-5, 15-6, 15-9  
Oklahoma def. Houston, 15-12, 15-9, 16-14  
Colorado def. Tennessee Tech, 15-4, 15-3, 15-7  
Oral Roberts def. Arizona, 13-15, 15-8, 8-15, 15-1, 15-11  
South Carolina def. Illinois St., 15-7, 15-7, 15-10  
Texas def. SFA, 15-8, 15-9, 15-12  
UCLA def. Pepperdine, 15-10, 15-12, 14-16, 15-9.

#### Second Round

Penn St. def. Northern Ill., 15-8, 15-7, 15-4  
Ohio St. def. Maryland, 15-13, 15-10, 15-9  
Texas A&M def. Michigan, 15-10, 15-6, 15-6  
BYU def. Minnesota, 15-8, 15-9, 15-11  
Wisconsin def. UCF, 15-7, 15-8, 15-13  
Notre Dame def. Arkansas, 9-15, 15-7, 15-10, 16-14

Washington St. def. Colorado St., 15-12, 12-15, 15-6, 15-13  
 Florida def. South Fla., 15-12, 15-9, 15-5  
 Long Beach St. def. LMU (CA), 15-9, 15-5, 15-5  
 Washington def. Pacific, 7-15, 15-9, 15-10, 15-10  
 Southern California def. San Diego, 7-15, 15-17, 15-12, 15-5, 16-14  
 Nebraska def. Michigan St., 15-7, 15-12, 15-4  
 Stanford def. Oklahoma, 15-2, 15-6, 15-7  
 Colorado def. Oral Roberts, 13-15, 15-10, 14-16, 15-6, 15-12  
 Texas def. South Carolina, 15-11, 15-3, 15-10  
 UC Santa Barbara def. UCLA, 15-8, 15-8, 6-15, 6-15, 16-14.

#### Regional Semifinals

Penn St. def. Ohio St., 15-4, 15-4, 15-10  
 BYU def. Texas A&M, 15-12, 7-15, 17-15, 13-15, 16-14  
 Wisconsin def. Notre Dame, 9-15, 15-12, 18-16, 15-11  
 Florida def. Washington St., 15-10, 15-6, 15-8  
 Long Beach St. def. Washington, 15-4, 15-5, 15-13  
 Nebraska def. Southern California, 15-13, 12-15, 14-16, 15-7, 15-12  
 Stanford def. Colorado, 15-7, 15-3, 15-1  
 UC Santa Barbara def. Texas, 15-13, 16-14, 15-6.

#### Regional Finals

Penn St. def. BYU, 15-0, 15-12, 15-10  
 Florida def. Wisconsin, 8-15, 14-16, 15-7, 15-11, 15-5  
 Long Beach St. def. Nebraska, 15-9, 15-9, 15-3  
 Stanford def. UC Santa Barbara, 15-12, 15-12, 15-3.

#### Semifinals

Penn St. def. Florida, 15-11, 15-12, 15-13  
 Stanford def. Long Beach St., 9-15, 15-10, 15-4, 17-15.

#### Championship

Stanford def. Penn St., 15-10, 15-6, 2-15, 15-17, 15-9

## 1998

#### First Round

Long Beach St. def. Southern U., 15-0, 15-0, 15-0  
 Arizona def. Fresno St., 16-14, 15-9, 15-11  
 Colorado def. San Jose St., 15-12, 15-9, 15-9  
 Illinois def. Texas St., 15-7, 15-7, 15-17, 15-8  
 Colorado St. def. South Carolina, 6-15, 15-7, 15-7, 10-15, 15-12  
 Texas def. Milwaukee, 15-6, 15-7, 15-13  
 Notre Dame def. Eastern Wash., 15-2, 13-15, 15-11, 15-11  
 Stanford def. Southeast Mo. St., 15-10, 10-15, 15-7, 15-7  
 Florida def. Chattanooga, 15-1, 15-3, 15-5  
 Ohio St. def. Texas Tech, 12-15, 13-15, 15-10, 15-3, 15-10  
 Texas A&M def. Temple, 15-7, 15-11, 14-16, 15-5  
 Southern California def. UMBC, 15-3, 15-5, 15-10  
 Indiana def. UNI, 17-15, 15-7, 15-5  
 Arkansas def. New Hampshire, 15-3, 15-0, 15-13  
 Miami (OH) def. Nevada, 15-12, 15-12, 15-9  
 Hawaii def. Brown, 15-3, 15-5, 15-6  
 Penn St. def. Bucknell, 15-5, 15-1, 15-5  
 Clemson def. Fairfield, 15-9, 15-9, 15-5  
 NIU def. Florida St., 10-15, 15-11, 15-10, 15-12  
 Louisville def. American, 15-13, 15-11, 15-10  
 Sacramento St. def. Houston, 15-9, 15-10, 15-10  
 Pacific def. Fla. Atlantic, 15-5, 15-8, 15-5  
 Kansas St. def. Georgetown, 15-9, 15-6, 15-7  
 BYU def. Coastal Carolina, 15-1, 15-7, 15-3  
 Nebraska def. Morgan St., 15-1, 15-2, 15-0  
 Utah def. Illinois St., 15-11, 15-12, 15-5

North Carolina def. Oral Roberts, 15-7, 5-15, 4-15, 15-11, 15-11  
 Pepperdine def. Michigan St., 15-13, 13-15, 15-12, 13-15, 15-8  
 UCLA def. Virginia, 15-7, 15-6, 14-16, 15-5  
 UC Santa Barbara def. Santa Clara, 15-4, 15-7, 15-11  
 San Diego def. South Fla., 15-5, 15-12, 15-12  
 Wisconsin def. Little Rock, 15-4, 15-1, 15-1.

#### Second Round

Long Beach St. def. Arizona, 15-11, 15-4, 15-6  
 Illinois def. Colorado, 15-12, 15-11, 16-14  
 Texas def. Colorado St., 15-6, 15-6, 15-9  
 Stanford def. Notre Dame, 15-1, 15-5, 15-1  
 Florida def. Ohio St., 15-5, 13-15, 16-14, 15-12  
 Southern California def. Texas A&M, 15-8, 8-15, 15-5, 15-5  
 Arkansas def. Indiana, 15-8, 15-5, 15-4  
 Hawaii def. Miami (OH), 15-4, 15-5, 15-12  
 Penn St. def. Clemson, 15-2, 15-11, 15-5  
 Louisville def. Northern Ill., 11-15, 15-7, 15-11, 15-10  
 Pacific def. Sacramento St., 15-4, 15-5, 15-3  
 BYU def. Kansas St., 15-6, 15-10, 17-15  
 Nebraska def. Utah, 14-16, 15-4, 15-8, 15-9  
 Pepperdine def. North Carolina, 16-14, 15-11, 15-8  
 UC Santa Barbara def. UCLA, 15-8, 8-15, 15-13, 15-11  
 Wisconsin def. San Diego, 15-10, 15-10, 18-16.

#### Regional Semifinals

Texas def. Stanford, 16-14, 15-5, 4-15, 16-14  
 Long Beach St. def. Illinois, 16-14, 15-4, 15-11  
 Florida def. Southern California, 15-13, 12-15, 15-9, 15-9  
 Hawaii def. Arkansas, 15-13, 15-9, 15-9  
 BYU def. Pacific, 15-7, 15-5, 12-15, 16-14  
 Penn St. def. Louisville, 15-5, 15-8, 15-2  
 Wisconsin def. UC Santa Barbara, 9-15, 15-8, 8-15, 15-5, 15-13  
 Nebraska def. Pepperdine, 16-14, 10-15, 14-16, 15-1, 15-12.

#### Regional Finals

Long Beach St. def. Texas, 15-9, 15-9, 15-2  
 Florida def. Hawaii, 11-15, 4-15, 15-10, 15-4, 15-7  
 Penn St. def. BYU, 18-16, 15-2, 15-10  
 Nebraska def. Wisconsin, 12-15, 18-16, 9-15, 15-10, 15-10.

#### Semifinals

Long Beach St. def. Florida, 15-2, 15-8, 15-10  
 Penn St. def. Nebraska, 15-11, 15-8, 8-15, 15-11.

#### Championship

Long Beach St. def. Penn St., 15-3, 15-10, 13-15, 14-16, 15-12

## 1999

#### First Round

Penn St. def. Robert Morris, 15-1, 15-1, 15-2  
 Baylor def. Temple, 11-15, 16-14, 15-7, 15-12  
 Minnesota def. Sacramento St., 15-9, 15-10, 15-10  
 Southern California def. Hofstra, 15-0, 15-9, 15-8  
 UCLA def. Eastern Wash., 15-5, 15-5, 17-15  
 \*Ohio St. def. Notre Dame, 13-15, 15-10, 16-14, 15-7  
 Michigan St. def. Cal Poly, 10-15, 15-10, 15-10, 15-13  
 Pepperdine def. Arkansas St., 15-3, 15-2, 15-5  
 Pacific def. Colgate, 15-7, 15-4, 15-7  
 Michigan def. Fairfield, 15-8, 15-7, 15-7  
 UNI def. Ball St., 12-15, 15-9, 10-15, 15-2, 15-12  
 Indiana def. Clemson, 15-9, 11-15, 15-5, 15-12  
 BYU def. Princeton, 15-5, 15-5, 15-5  
 Arizona St. def. Wisconsin, 17-15, 15-10, 15-3  
 Illinois def. Milwaukee, 15-13, 10-15, 15-12, 15-6

Florida def. Liberty, 15-4, 15-1, 15-2  
 Stanford def. Fla. Atlantic, 15-3, 15-1, 15-5  
 Santa Clara def. Cincinnati, 15-13, 15-12, 9-15, 15-5  
 Arizona def. Virginia, 15-8, 15-4, 15-12  
 Texas def. Houston, 15-6, 15-7, 15-10  
 Nebraska def. Davidson, 15-3, 15-5, 15-3  
 San Diego def. James Madison, 15-3, 15-7, 15-11  
 LMU (CA) def. Southeast Mo. St., 15-8, 15-6, 11-15, 5-15, 20-18  
 UC Santa Barbara def. Oral Roberts, 15-11, 15-9, 15-8  
 Hawaii def. Prairie View, 15-3, 15-0, 15-3  
 Utah def. Colorado, 15-10, 15-6, 17-15  
 North Carolina def. Northern Ariz., 15-6, 15-8, 15-10  
 Texas A&M def. SFA, 15-4, 15-7, 15-1  
 Colorado St. def. Loyola Chicago, 15-5, 15-9, 15-8  
 Kansas St. def. Louisville, 15-1, 15-6, 15-10  
 Arkansas def. Georgetown, 15-3, 10-15, 15-1, 15-6  
 Long Beach St. def. Florida A&M, 15-6, 15-10, 15-1.

#### Second Round

Penn St. def. Baylor, 15-2, 15-6, 15-10  
 Minnesota def. Southern California, 3-15, 4-15, 16-14, 15-10, 15-10  
 UCLA def. \*Ohio St., 15-10, 15-12, 15-10  
 Pepperdine def. Michigan St., 15-5, 15-9, 12-15, 15-5  
 Pacific def. Michigan, 10-15, 16-14, 15-3, 12-15, 19-17  
 UNI def. Indiana, 17-15, 10-15, 15-10, 16-14  
 BYU def. Wisconsin, 6-15, 15-10, 15-4, 15-9  
 Florida def. Illinois, 15-8, 7-15, 16-14, 9-15, 15-12  
 Stanford def. Santa Clara, 15-9, 15-6, 11-15, 15-5  
 Arizona def. Texas, 15-8, 15-6, 15-7  
 Nebraska def. San Diego, 15-12, 15-8, 15-9  
 UC Santa Barbara def. LMU (CA), 15-5, 15-11, 14-16, 15-5  
 Hawaii def. Utah, 15-11, 15-6, 15-4  
 Texas A&M def. North Carolina, 15-8, 15-4, 15-8  
 Colorado St. def. Kansas St., 15-12, 8-15, 15-13, 15-10  
 Long Beach St. def. Arkansas, 15-6, 15-6, 15-11.

#### Regional Semifinals

Penn St. def. Minnesota, 15-9, 15-9, 17-15  
 UCLA def. Pepperdine, 15-9, 15-12, 17-15  
 Pacific def. UNI, 15-2, 15-4, 15-7  
 Florida def. BYU, 15-12, 15-8, 15-10  
 Stanford def. Arizona, 6-15, 15-6, 15-7, 15-7  
 UC Santa Barbara def. Nebraska, 15-5, 7-15, 15-8, 15-3  
 Texas A&M def. Hawaii, 15-9, 12-15, 15-9, 15-12  
 Long Beach St. def. Colorado St., 15-5, 15-13, 13-15, 15-10.

#### Regional Finals

Penn St. def. UCLA, 15-11, 15-9, 15-5  
 Pacific def. Florida, 15-8, 16-14, 15-8  
 Stanford def. UC Santa Barbara, 15-12, 15-6, 15-10  
 Long Beach St. def. Texas A&M, 15-4, 15-7, 15-13.

#### Semifinals

Penn St. def. Pacific, 14-16, 15-5, 15-6, 7-15, 15-12  
 Stanford def. Long Beach St., 15-10, 15-10, 15-3.

#### Championship

Penn St. def. Stanford, 15-2, 15-10, 15-7  
 \*Ohio St.'s participation vacated

## 2000

#### First Round

Nebraska def. Princeton, 15-9, 15-2, 15-7

South Carolina def. George Washington, 15-13, 15-10, 15-3  
 Notre Dame def. Cincinnati, 15-2, 15-12, 15-10  
 \*Ohio St. def. Ball St., 16-14, 15-3, 14-16, 15-10  
 BYU def. Hofstra, 15-3, 15-10, 15-6  
 Utah St. def. Missouri, 5-15, 15-6, 3-15, 16-14, 15-9  
 Michigan def. Louisville, 15-12, 15-11, 2-15, 15-12  
 Arizona def. Alabama A&M, 15-1, 15-3, 15-3  
 Hawaii def. Davidson, 15-5, 15-6, 15-8  
 Utah def. Texas Tech, 6-15, 15-8, 2-15, 15-10, 15-12  
 Long Beach St. def. San Jose St., 17-15, 13-15, 15-11, 15-4  
 Santa Clara def. Sacramento St., 15-12, 15-10, 15-1  
 UC Santa Barbara def. UTSA, 15-5, 15-5, 15-11  
 Stanford def. LMU (CA), 15-11, 15-6, 15-9  
 Arizona St. def. Duke, 15-3, 12-15, 16-14, 15-12  
 Minnesota def. Robert Morris, 15-1, 15-6, 15-2  
 Southern California def. Georgia St., 15-2, 15-4, 15-3  
 Cal Poly def. South Fla., 15-11, 13-15, 15-13, 15-12  
 Southeast Mo. St. def. North Carolina, 13-15, 12-15, 15-12, 15-6, 15-13  
 Florida def. Little Rock, 15-2, 15-6, 15-4  
 Penn St. def. James Madison, 15-12, 15-11, 15-7  
 Washington St. def. Tennessee, 15-10, 15-1, 15-8  
 Colorado def. Georgia Tech, 11-15, 15-5, 16-14, 15-10  
 Colorado St. def. Radford, 15-3, 15-6, 15-5  
 Wisconsin def. Bucknell, 15-1, 15-0, 15-3  
 UNI def. Western Mich., 16-14, 8-15, 15-7, 15-8  
 Kansas St. def. Loyola Chicago, 15-7, 15-4, 6-15, 15-9  
 Pepperdine def. Fairfield, 15-4, 15-9, 14-16, 17-15  
 UCLA def. Morgan St., 15-4, 15-6, 15-5  
 Michigan St. def. Milwaukee, 15-6, 15-4, 7-15, 19-17  
 Texas A&M def. Houston, 15-6, 15-1, 15-8  
 Pacific def. Oral Roberts, 15-2, 15-9, 15-6.

## Second Round

Nebraska def. South Carolina, 15-11, 9-15, 13-15, 15-12, 15-13  
 \*Ohio St. def. Notre Dame, 12-15, 15-3, 15-9, 6-15, 15-13  
 BYU def. Utah St., 15-9, 15-10, 15-10  
 Arizona def. Michigan, 15-1, 15-1, 15-8  
 Hawaii def. Utah, 15-12, 15-8, 15-8  
 Long Beach St. def. Santa Clara, 9-15, 17-15, 15-9, 15-10, 19-17  
 UC Santa Barbara def. Stanford, 9-15, 16-14, 15-8, 14-16, 16-14  
 Minnesota def. Arizona St., 15-12, 10-15, 15-7, 15-6  
 Southern California def. Cal Poly, 15-4, 17-15, 15-6  
 Florida def. Southeast Mo. St., 15-1, 15-7, 15-5  
 Penn St. def. Washington St., 15-6, 15-7, 9-15, 15-3  
 Colorado St. def. Colorado, 15-11, 10-15, 10-15, 15-6, 15-10  
 Wisconsin def. UNI, 15-13, 14-16, 15-5, 15-6  
 Kansas St. def. Pepperdine, 19-17, 15-13, 10-15, 15-3  
 UCLA def. Michigan St., 15-7, 13-15, 14-16, 15-6, 15-9  
 Pacific def. Texas A&M, 17-15, 15-9, 15-8.

## Regional Semifinals

Nebraska def. \*Ohio St., 15-9, 15-6, 15-5  
 Arizona def. BYU, 15-6, 15-6, 15-9  
 Hawaii def. Long Beach St., 11-15, 15-13, 15-9, 12-15, 15-6  
 UC Santa Barbara def. Minnesota, 15-12, 7-15,

15-7, 15-10  
 Southern California def. Florida, 15-13, 15-13, 15-11  
 Penn St. def. Colorado St., 9-15, 15-11, 15-12, 15-7  
 Wisconsin def. Kansas St., 15-3, 14-16, 15-10, 15-6  
 UCLA def. Pacific, 15-10, 10-15, 15-11, 15-11.

## Regional Finals

Nebraska def. Arizona, 15-7, 19-17, 15-11  
 Hawaii def. UC Santa Barbara, 8-15, 15-1, 15-10, 15-3  
 Southern California def. Penn St., 15-11, 15-9, 15-4  
 Wisconsin def. UCLA, 15-7, 5-15, 16-14, 14-16, 15-12.

## Semifinals

Nebraska def. Hawaii, 15-3, 15-12, 9-15, 15-10  
 Wisconsin def. Southern California, 15-10, 15-9, 15-9.

## Championship

Nebraska def. Wisconsin, 15-9, 9-15, 7-15, 15-2, 15-9  
 \*Ohio St.'s participation vacated

# 2001

## First Round

San Diego def. UC Santa Barbara, 26-30, 26-30, 30-28, 30-27, 15-10  
 Long Beach St. def. San Diego St., 30-21, 30-16, 30-24  
 Minnesota def. DePaul, 30-25, 30-27, 30-25  
 UNI def. Northern Ill., 30-24, 30-25, 31-29  
 Eastern Wash. def. Oregon St., 33-31, 19-30, 30-28, 23-30, 15-10  
 Hawaii def. Washington St., 34-32, 30-26, 30-23  
 Penn St. def. Fairfield, 30-21, 30-24, 30-24  
 UCLA def. Penn, 30-26, 30-25, 30-23  
 Arizona def. Eastern Ill., 30-14, 30-14, 30-21  
 Illinois def. Missouri, 26-30, 40-38, 30-25, 30-27  
 Pacific def. Alabama A&M, 30-18, 30-13, 30-16  
 Louisville def. Georgia Tech, 34-32, 30-19, 27-30, 24-30, 15-4  
 Cincinnati def. Xavier, 30-27, 30-27, 17-30, 30-28  
 Ohio St. def. Robert Morris, 30-17, 30-16, 30-13  
 Southern California def. Liberty, 30-18, 30-20, 30-14  
 Duke def. William & Mary, 30-25, 30-18, 30-21  
 San Jose St. def. Santa Clara, 17-30, 30-24, 24-30, 30-25, 16-14  
 Stanford def. Nevada, 30-20, 30-16, 30-20  
 Utah St. def. BYU, 30-26, 29-31, 30-23, 27-30, 16-14  
 Utah def. Texas Tech, 30-24, 31-29, 30-23  
 Texas def. Northeastern, 30-22, 30-19, 30-22  
 Texas A&M def. UT Arlington, 30-16, 30-17, 30-17  
 Michigan St. def. Notre Dame, 25-30, 30-16, 30-20, 30-24  
 Wisconsin def. Milwaukee, 30-19, 30-15, 30-27  
 Pepperdine def. Ga. Southern, 30-21, 30-22, 30-22  
 North Carolina def. South Carolina, 30-25, 30-32, 30-25, 30-21  
 FIU def. UCF, 31-29, 30-21, 30-25  
 Florida def. Florida A&M, 30-20, 30-13, 30-22  
 Colorado def. American, 30-25, 30-22, 30-22  
 Colorado St. def. Baylor, 30-21, 23-30, 30-24, 30-24  
 Nebraska def. Oral Roberts, 30-8, 30-15, 30-23  
 Kansas St. def. Arkansas, 30-15, 18-30, 27-30, 30-18, 15-8.

**Second Round**  
 Long Beach St. def. San Diego, 30-28, 30-16, 30-13  
 UNI def. Minnesota, 26-30, 21-30, 30-21, 30-19,

## Second Round

Long Beach St. def. San Diego, 30-28, 30-16, 30-13  
 UNI def. Minnesota, 26-30, 21-30, 30-21, 30-19,

17-15  
 Hawaii def. Eastern Wash., 30-22, 28-30, 30-20, 20-28  
 UCLA def. Penn St., 30-11, 30-28, 30-18  
 Arizona def. Illinois, 32-30, 30-26, 27-30, 30-20  
 Pacific def. Louisville, 24-30, 30-26, 30-19, 30-22  
 Ohio St. def. Cincinnati, 30-16, 22-30, 30-27, 30-20  
 Southern California def. Duke, 30-18, 30-19, 30-22  
 Stanford def. San Jose St., 30-25, 30-21, 30-23  
 Utah def. Utah St., 30-21, 30-18, 26-30, 30-22  
 Texas A&M def. Texas, 30-24, 30-22, 30-27  
 Wisconsin def. Michigan St., 30-21, 30-22, 30-24  
 Pepperdine def. North Carolina, 30-27, 30-26, 30-23  
 Florida def. FIU, 30-23, 31-29, 30-26  
 Colorado St. def. Colorado, 28-30, 30-17, 30-21, 31-33, 16-14  
 Nebraska def. Kansas St., 30-25, 28-30, 30-26, 30-19.

## Regional Semifinals

UCLA def. Hawaii, 30-25, 30-28, 22-30, 30-22  
 Long Beach St. def. UNI, 30-19, 30-21, 30-14  
 Arizona def. Pacific, 30-26, 30-24, 30-27  
 Southern California def. Ohio St., 30-25, 30-20, 30-27  
 Stanford def. Utah, 30-17, 30-17, 28-30, 30-19  
 Texas A&M def. Wisconsin, 30-28, 30-24, 30-23  
 Florida def. Pepperdine, 30-28, 30-25, 30-16  
 Nebraska def. Colorado St., 29-31, 30-21, 30-26, 36-34.

## Regional Finals

Long Beach St. def. UCLA, 30-25, 30-28, 30-21  
 Arizona def. Southern California, 25-30, 30-24, 30-24, 28-30, 15-12  
 Stanford def. Texas A&M, 30-21, 30-19, 30-20  
 Nebraska def. Florida, 30-18, 30-24, 28-30, 25-30, 15-13.

## Semifinals

Long Beach St. def. Arizona, 30-27, 30-25, 30-20  
 Stanford def. Nebraska, 31-29, 30-28, 30-21.

## Championship

Stanford def. Long Beach St., 31-29, 30-28, 30-25

# 2002

## First Round

Southern California def. San Diego, 30-27, 30-15, 30-24  
 Texas A&M def. Utah, 31-29, 30-27, 30-15  
 Michigan St. def. George Mason, 30-28, 30-13, 30-21  
 Notre Dame def. Col. of Charleston, 30-23, 30-24, 28-30, 30-27  
 Pepperdine def. Cal Poly, 30-19, 30-16, 30-19  
 UCLA def. Long Beach St., 30-25, 30-27, 30-21  
 California def. Santa Clara, 19-30, 30-20, 30-22, 30-20  
 UC Santa Barbara def. Fresno St., 30-20, 28-30, 30-21, 30-26  
 Florida def. UCF, 30-14, 30-20, 30-21  
 South Fla. def. Florida St., 30-21, 30-19, 30-28  
 Temple def. Manhattan, 30-32, 30-21, 30-15, 33-31  
 Penn St. def. Penn, 30-23, 30-10, 30-26  
 Washington St. def. Oral Roberts, 30-26, 30-17, 30-21  
 Kansas St. def. Michigan, 30-26, 30-25, 35-33  
 Missouri def. Northwestern, 25-30, 30-20, 31-29, 40-38  
 UNI def. Milwaukee, 30-18, 30-15, 26-30, 30-27  
 Nebraska def. UT Martin, 30-12, 30-17, 30-14  
 Arizona St. def. Cincinnati, 35-33, 30-20, 27-30, 19-30, 15-10  
 Miami (FL) def. Duke, 30-25, 30-18, 30-20



Wisconsin def. Alabama A&M, 30-17, 30-13, 30-15  
 North Carolina def. Winthrop, 30-24, 30-20, 30-18  
 South Carolina def. American, 30-10, 30-28, 23-30, 30-19  
 Washington def. Colorado St., 26-30, 30-25, 30-22, 30-27  
 Hawaii def. Western Ky., 30-18, 30-25, 30-21  
 Minnesota def. New Hampshire, 30-18, 28-30, 30-17, 30-21  
 Georgia Tech def. Florida A&M, 30-21, 30-27, 30-17  
 Texas def. Indiana, 30-22, 36-38, 30-17, 24-30, 15-10  
 Arizona def. UT Arlington, 30-22, 30-26, 30-20  
 Ohio St. def. Robert Morris, 30-22, 30-20, 30-16  
 Louisville def. Ball St., 30-24, 30-24, 30-25  
 Pacific def. Nevada, 30-24, 14-30, 25-30, 30-28, 15-11  
 Stanford def. Sacramento St., 30-22, 30-8, 30-17.

## Second Round

Southern California def. Texas A&M, 30-18, 30-21, 30-23  
 Michigan St. def. Notre Dame, 30-28, 30-20, 30-23  
 Pepperdine def. UCLA, 30-26, 23-30, 30-26, 30-26  
 UC Santa Barbara def. California, 30-26, 30-25, 30-26  
 Florida def. South Fla., 35-33, 30-24, 20-30, 30-18  
 Temple def. Penn St., 30-24, 30-26, 26-30, 30-23  
 Washington St. def. Kansas St., 32-30, 21-30, 30-22, 31-29  
 UNI def. Missouri, 25-30, 22-30, 30-27, 30-27, 15-10  
 Nebraska def. Arizona St., 30-22, 30-21, 30-27  
 Miami (FL) def. Wisconsin, 30-25, 20-30, 30-21, 30-22  
 North Carolina def. South Carolina, 30-23, 28-30, 30-26, 30-23  
 Hawaii def. Washington, 30-26, 39-37, 30-25  
 Minnesota def. Georgia Tech, 30-28, 31-29, 26-30, 30-28  
 Arizona def. Texas, 30-25, 25-30, 18-30, 30-22, 15-9  
 Ohio St. def. Louisville, 30-26, 30-28, 30-24  
 Stanford def. Pacific, 30-26, 29-31, 30-14, 30-21.

## Regional Semifinals

Southern California def. Michigan St., 30-17, 30-23, 30-15  
 Pepperdine def. UC Santa Barbara, 30-22, 30-23, 25-30, 30-19  
 Florida def. Temple, 30-15, 30-27, 30-14  
 Washington St. def. UNI, 31-29, 30-21, 30-21  
 Nebraska def. Miami (FL), 30-18, 30-17, 30-21  
 Hawaii def. North Carolina, 30-21, 30-23, 30-22  
 Arizona def. Minnesota, 32-30, 34-32, 28-30, 30-19  
 Stanford def. Ohio St., 30-24, 30-25, 30-27.

## Regional Finals

Southern California def. Pepperdine, 30-24, 30-20, 30-17  
 Florida def. Washington St., 27-30, 30-19, 30-25, 30-16  
 Hawaii def. Nebraska, 30-25, 25-30, 30-27, 30-21  
 Stanford def. Arizona, 30-14, 30-17, 30-25.

## Semifinals

Southern California def. Florida, 24-30, 30-25, 30-26, 30-24  
 Stanford def. Hawaii, 30-25, 30-27, 30-24.

## Championship

Southern California def. Stanford, 30-27, 23-30, 30-24, 30-26

# 2003

## First Round

Southern California def. New Hampshire, 30-17, 30-18, 30-17  
 LMU (CA) def. CSUN, 30-21, 30-22, 30-26  
 Wisconsin def. Arizona, 30-24, 25-30, 32-30, 30-26  
 Texas A&M def. Nicholls St., 30-28, 30-24, 31-29  
 Nebraska def. Valparaiso, 30-19, 30-22, 30-21  
 Dayton def. Michigan St., 30-26, 30-26, 28-30, 25-30, 15-8  
 UC Irvine def. Missouri, 30-27, 31-33, 25-30, 30-28, 15-12  
 UCLA def. San Diego, 30-20, 30-17, 30-24  
 Stanford def. Sacramento St., 39-37, 30-28, 30-23  
 Pacific def. San Francisco, 30-26, 30-28, 30-23  
 Utah def. Santa Clara, 26-30, 25-30, 30-20, 30-24, 15-12  
 Washington def. Northwestern, 30-20, 30-21, 30-26  
 Minnesota def. Green Bay, 30-22, 30-12, 30-16  
 UNI def. UC Santa Barbara, 30-27, 30-27, 24-30, 26-30, 16-14  
 Kansas def. Long Beach St., 30-23, 30-28, 30-28  
 Pepperdine def. Manhattan, 30-15, 30-20, 30-20  
 Florida def. Ga. Southern, 30-18, 30-18, 30-21  
 UCF def. Cincinnati, 24-30, 25-30, 30-26, 30-27, 15-9  
 Maryland def. American, 30-24, 30-25, 30-28  
 Colorado St. def. George Mason, 30-22, 30-24, 30-25  
 Penn St. def. Robert Morris, 30-10, 30-18, 30-11  
 Pittsburgh def. Penn, 28-30, 30-16, 30-18, 30-26  
 Arkansas def. Missouri St., 30-26, 30-28, 16-30, 30-28  
 Kansas St. def. Ohio, 30-17, 30-18, 31-29  
 Georgia Tech def. Alabama A&M, 30-18, 30-17, 30-22  
 Florida A&M def. Winthrop, 31-29, 30-16, 30-27  
 Michigan def. Colorado, 30-22, 30-22, 30-11  
 California def. Saint Mary's (CA), 30-20, 30-21, 30-23  
 Illinois def. Murray St., 30-19, 30-27, 30-20  
 Louisville def. Notre Dame, 32-30, 30-21, 30-21  
 BYU def. New Mexico St., 30-17, 30-17, 30-27  
 Hawaii def. Idaho, 30-24, 30-20, 30-21.

## Second Round

Southern California def. LMU (CA), 30-16, 30-22, 30-16  
 Texas A&M def. Wisconsin, 30-22, 30-24, 30-18  
 Nebraska def. Dayton, 30-19, 30-14, 30-25  
 UCLA def. UC Irvine, 30-24, 30-28, 30-22  
 Stanford def. Pacific, 30-26, 34-32, 30-25  
 Washington def. Utah, 30-15, 30-20, 30-21  
 Minnesota def. UNI, 30-25, 28-30, 30-25, 30-23  
 Pepperdine def. Kansas, 23-30, 30-20, 30-14, 30-23  
 Florida def. UCF, 30-19, 30-26, 30-21  
 Colorado St. def. Maryland, 30-23, 30-28, 30-26  
 Penn St. def. Pittsburgh, 25-30, 33-31, 30-21, 30-21  
 Kansas St. def. Arkansas, 30-26, 30-27, 30-21  
 Georgia Tech def. Florida A&M, 30-25, 34-32, 30-25  
 California def. Michigan, 30-23, 30-23, 30-28  
 Illinois def. Louisville, 30-26, 30-26, 32-30  
 Hawaii def. BYU, 30-19, 30-23, 30-22.

## Regional Semifinals

Southern California def. Texas A&M, 30-26, 30-25, 30-27  
 UCLA def. Nebraska, 20-30, 30-27, 30-21, 30-23  
 Washington def. Stanford, 30-25, 26-30, 30-19, 30-26  
 Minnesota def. Pepperdine, 28-30, 30-28, 30-27, 26-30, 15-8  
 Florida def. Colorado St., 30-13, 30-22, 30-26

Penn St. def. Kansas St., 12-30, 30-27, 30-21, 31-29  
 Georgia Tech def. California, 30-25, 20-30, 30-24, 30-23  
 Hawaii def. Illinois, 30-21, 30-22, 33-31.

## Regional Finals

Southern California def. UCLA, 24-30, 30-26, 30-17, 30-17  
 Minnesota def. Washington, 19-30, 32-30, 33-31, 25-30, 15-9  
 Florida def. Penn St., 30-21, 30-24, 30-16  
 Hawaii def. Georgia Tech, 32-34, 33-31, 30-24, 30-25.

## Semifinals

Southern California def. Minnesota, 30-27, 30-28, 30-20  
 Florida def. Hawaii, 30-28, 30-28, 23-30, 30-28.

## Championship

Southern California def. Florida, 25-30, 30-27, 30-19, 30-26

# 2004

## First Round

Nebraska def. Iona, 30-15, 30-12, 30-19  
 Wichita St. def. Nevada, 30-16, 30-24, 30-20  
 Louisville def. Illinois, 30-27, 21-30, 30-19, 30-23  
 Missouri def. Arkansas, 28, 30-21, 25-30, 30-26  
 San Diego def. New Mexico St., 30-18, 30-27, 30-24  
 Arizona def. UC Irvine, 30-19, 30-17, 30-18  
 Kansas St. def. CSUN, 30-20, 30-23, 30-25  
 Southern California def. Col. of Charleston, 30-22, 30-24, 30-23  
 Ohio St. def. Dayton, 30-25, 32-30, 30-22  
 Ohio def. Pittsburgh, 30-22, 30-26, 30-12  
 Texas A&M def. Winthrop, 30-26, 30-23, 30-25  
 Tennessee def. Eastern Ky., 30-24, 30-16, 30-22  
 UC Santa Barbara def. Alabama A&M, 30-11, 30-23, 30-11  
 Georgia Tech def. Georgia, 30-21, 30-21, 31-29  
 Yale def. UAlbany, 30-28, 30-21, 31-33, 30-22  
 Minnesota def. LIU, 30-19, 30-12, 30-27  
 Hawaii def. Colorado, 24-30, 30-22, 30-20, 30-24  
 Purdue def. Colorado St., 30-25, 25-30, 30-27, 22-30, 15-12  
 Notre Dame def. Valparaiso, 30-21, 20-30, 30-28, 30-20  
 Wisconsin def. Loyola Chicago, 30-27, 30-26, 30-25  
 Stanford def. Jacksonville, 30-15, 30-20, 30-15  
 Florida def. Florida A&M, 30-17, 30-25, 30-23  
 Michigan def. Rice, 31-29, 24-30, 30-23, 30-20  
 Texas def. Texas St., 30-12, 30-22, 30-15  
 Washington def. Idaho, 30-22, 30-14, 30-19  
 Kansas def. Santa Clara, 25-30, 30-26, 30-28, 30-15  
 California def. Pacific, 26-30, 30-24, 20-30, 30-27, 15-11  
 Saint Mary's (CA) def. Sacramento St., 26-30, 30-27, 30-22, 30-17  
 UCLA def. LMU (CA), 30-28, 30-23, 27-30, 30-22  
 Long Beach St. def. Utah, 30-19, 30-25, 33-31  
 Maryland def. Towson, 30-23, 30-22, 30-25  
 Penn St. def. American, 30-18, 30-18, 35-33.

## Second Round

Nebraska def. Wichita St., 30-22, 30-20, 30-21  
 Louisville def. Missouri, 30-26, 22-30, 30-25, 30-25  
 San Diego def. Arizona, 30-28, 30-28, 25-30, 27-30, 15-13  
 Southern California def. Kansas St., 30-19, 30-25, 30-19  
 Ohio St. def. Ohio, 30-25, 30-20, 30-20  
 Tennessee def. Texas A&M, 30-21, 24-30, 30-23, 32-30  
 Georgia Tech def. UC Santa Barbara, 30-24,

30-28, 30-21  
 Minnesota def. Yale, 30-17, 30-18, 30-19  
 Hawaii def. Purdue, 33-31, 30-27, 30-19  
 Wisconsin def. Notre Dame, 36-24, 30-16, 30-16  
 Stanford def. Florida, 25-30, 30-15, 21-30, 30-27, 15-9  
 Texas def. Michigan, 30-19, 30-27, 23-30, 30-28  
 Washington def. Kansas, 34-32, 30-26, 25-30, 26-30, 15-12  
 Saint Mary's (CA) def. California, 30-28, 26-30, 30-28, 24-30, 15-13  
 UCLA def. Long Beach St., 31-29, 30-24, 30-27  
 Penn St. def. Maryland, 34-32, 30-27, 31-29.

#### Regional Semifinals

Nebraska def. Louisville, 30-22, 32-30, 30-19  
 Southern California def. San Diego, 30-26, 30-20, 25-30, 30-20  
 Ohio St. def. Tennessee, 29-31, 27-30, 30-16, 30-26, 15-12  
 Minnesota def. Georgia Tech, 25-30, 30-22, 30-24, 46-48, 15-9  
 Wisconsin def. Hawaii, 31-29, 30-23, 22-30, 28-30, 21-19  
 Stanford def. Texas, 30-28, 30-26, 30-27  
 Washington def. St. Mary's (CA), 30-20, 30-20, 30-20  
 UCLA def. Penn St., 30-24, 22-30, 30-25, 30-28.

#### Regional Finals

Southern California def. Nebraska, 33-35, 30-27, 30-21, 34-36, 15-12  
 Minnesota def. Ohio St., 30-32, 34-32, 27-30, 30-28, 15-8  
 Stanford def. Wisconsin, 30-18, 31-29, 30-26  
 Washington def. UCLA, 27-30, 30-19, 30-28, 24-30, 15-9.

#### Semifinals

Minnesota def. Southern California, 30-25, 29-31, 30-26, 30-20  
 Stanford def. Washington, 30-25, 23-30, 30-27, 30-24.

#### Championship

Stanford def. Minnesota, 30-23, 30-27, 30-21

## 2005

#### First Round

Kansas St. def. Florida A&M, 27-30, 30-14, 30-27, 30-28  
 Florida def. Fla. Atlantic, 30-19, 30-15, 30-14  
 Northwestern def. Texas A&M, 30-26, 20-30, 30-28, 27-30, 15-12  
 Notre Dame def. Dayton, 30-21, 30-25, 26-30, 28-30, 15-13  
 San Diego def. Long Beach St., 30-28, 25-30, 30-26, 30-27  
 UCLA def. Kansas, 30-14, 26-30, 30-17, 30-24  
 Pepperdine def. BYU, 30-24, 30-28, 24-30, 30-28  
 Southern California def. UC Santa Barbara, 27-30, 30-22, 30-24, 30-22  
 Duke def. American, 30-14, 30-16, 30-16  
 Nebraska def. Alabama A&M, 30-15, 30-7, 30-15  
 Maryland def. Kentucky, 25-30, 30-26, 30-24, 30-23  
 Louisville def. Western Ky., 30-24, 28-30, 30-23, 30-22  
 Santa Clara def. Sacramento St., 23-30, 30-23, 30-20, 30-23  
 Stanford def. Nevada, 30-25, 30-20, 30-21  
 Ohio def. Alabama, 28-30, 30-18, 30-22, 30-23  
 Ohio St. def. Marshall, 30-25, 30-26, 30-22  
 Arizona def. Utah St., 30-26, 30-27, 30-20  
 Utah def. LMU (CA), 30-10, 30-22, 30-20  
 Washington def. Siena, 30-21, 30-17, 30-18  
 Colorado St. def. Colorado, 26-30, 30-24, 30-19, 30-27  
 Purdue def. VCU, 30-27, 30-24, 30-21  
 Col. of Charleston def. North Carolina, 30-28,

23-30, 30-16, 31-29  
 California def. Valparaiso, 30-26, 30-24, 30-21  
 Wisconsin def. Loyola Chicago, 30-18, 30-26, 30-14  
 Hawaii def. Texas St., 30-25, 30-18, 30-23  
 Texas def. LSU, 30-19, 30-28, 30-26  
 Arkansas def. Saint Mary's (CA), 30-27, 30-17, 30-21  
 Missouri def. Missouri St., 30-27, 30-18, 30-26  
 Minnesota def. Winthrop, 30-13, 30-13, 30-24  
 Tennessee def. Jacksonville St., 30-23, 30-13, 30-28  
 LIU def. Cornell, 31-29, 30-24, 35-33  
 Penn St. def. Binghamton, 30-15, 30-8, 30-10.

#### Second Round

Florida def. Kansas St., 30-21, 31-29, 30-25  
 Notre Dame def. Northwestern, 30-27, 32-30, 30-28  
 UCLA def. San Diego, 30-24, 30-23, 30-19  
 Pepperdine def. Southern California, 30-28, 30-28, 30-23  
 Nebraska def. Duke, 30-19, 30-19, 30-20  
 Louisville def. Maryland, 30-23, 30-26, 30-28  
 Santa Clara def. Stanford, 23-30, 30-19, 30-27, 31-29  
 Ohio def. Ohio St., 30-27, 30-23, 30-22  
 Arizona def. Utah, 30-28, 30-26, 28-30, 30-27  
 Washington def. Colorado St., 30-21, 30-25, 30-18  
 Purdue def. Col. of Charleston, 30-22, 30-20, 30-28  
 Wisconsin def. California, 30-23, 30-22, 30-25  
 Hawaii def. Texas, 19-30, 30-18, 30-21, 30-20  
 Missouri def. Arkansas, 30-25, 30-16, 30-11  
 Tennessee def. Minnesota, 30-19, 24-30, 20-30, 30-27, 15-11  
 Penn St. def. LIU, 30-11, 30-27, 30-8.

#### Regional Semifinals

Florida def. Louisville, 30-28, 30-25, 30-22  
 Nebraska def. UCLA, 30-28, 30-23, 30-16  
 Santa Clara def. Pepperdine, 30-28, 30-23, 30-14  
 Arizona def. Ohio, 35-37, 30-23, 26-30, 30-18, 15-12  
 Wisconsin def. Notre Dame, 30-25, 28-30, 30-25, 25-30, 15-9  
 Washington def. Purdue, 30-25, 30-19, 30-20  
 Missouri def. Hawaii, 30-26, 26-30, 30-27, 30-22  
 Tennessee def. Penn St., 30-27, 14-30, 30-27, 33-31.

#### Regional Finals

Nebraska def. Florida, 30-26, 30-24, 30-16  
 Santa Clara def. Arizona, 22-30, 30-24, 30-26, 15-30, 17-15  
 Washington def. Wisconsin, 30-28, 30-25, 30-23  
 Tennessee def. Missouri, 30-28, 30-27, 25-30, 30-17.

#### Semifinals

Nebraska def. Santa Clara, 30-24, 30-19, 30-21  
 Washington def. Tennessee, 30-25, 30-19, 30-21.

#### Championship

Washington def. Nebraska, 30-26, 30-25, 30-26

## 2006

#### First Round

Nebraska def. American, 30-16, 30-23, 28-30, 30-16  
 UNI def. Winthrop, 27-30, 30-27, 30-23, 30-28  
 Duke def. Tennessee, 30-22, 26-30, 30-25, 30-27  
 San Diego def. Jacksonville St., 30-21, 30-23, 30-18  
 Florida def. Florida A&M, 30-18, 30-16, 30-26  
 Arizona St. def. Col. of Charleston, 30-26, 30-23, 29-31, 30-20  
 St. John's (NY) def. UAlbany, 30-21, 23-30, 30-22, 30-22  
 Minnesota def. Siena, 30-16, 30-23, 30-15

Southern California def. Ole Miss, 30-17, 30-24, 30-23  
 BYU def. UC Santa Barbara, 27-30, 30-32, 30-27, 30-21, 15-12  
 Long Beach St. def. Pepperdine, 30-22, 30-27, 25-30, 30-26  
 Hawaii def. Oregon, 30-17, 30-17, 30-18  
 Oklahoma def. Oral Roberts, 30-19, 30-17, 30-19  
 Missouri St. def. Arkansas, 28-30, 30-21, 30-27, 30-28  
 Utah def. Michigan St., 30-25, 27-30, 20-30, 30-28, 15-11  
 UCLA def. UAB, 30-24, 30-21, 30-23  
 Penn St. def. LIU, 30-16, 30-27, 30-15  
 Hofstra def. Cornell, 30-22, 30-32, 30-27, 24-30, 15-11  
 Kentucky def. Ohio, 20-30, 30-27, 24-30, 30-26, 15-9  
 Purdue def. Saint Louis, 30-21, 30-20, 32-30  
 Ohio St. def. Belmont, 30-22, 30-16, 30-22  
 Middle Tenn. def. Louisville, 24-30, 30-19, 12-30, 30-25, 16-14  
 Colorado def. New Mexico St., 30-24, 30-20, 34-32  
 Washington def. Colorado St., 26-30, 30-26, 30-24, 30-22  
 Texas def. Prairie View, 30-10, 30-10, 30-11  
 SFA def. Alabama, 30-24, 23-30, 25-30, 30-22, 15-11  
 Iowa St. def. Milwaukee, 30-21, 30-10, 30-21  
 Wisconsin def. Notre Dame, 36-34, 30-26, 30-21  
 Cal Poly def. Michigan, 30-23, 26-30, 30-25, 30-23  
 California def. LSU, 25-30, 30-23, 30-17, 30-16  
 Missouri def. Santa Clara, 35-33, 30-24, 30-26  
 Stanford def. Sacramento St., 30-18, 30-18, 30-26.

#### Second Round

Nebraska def. UNI, 30-16, 30-16, 30-14  
 San Diego def. Duke, 27-30, 30-25, 30-17, 27-30, 15-12  
 Florida def. Arizona St., 30-17, 30-27, 26-30, 30-23  
 Minnesota def. St. John's (NY), 30-26, 30-17, 26-30, 24-30, 15-1  
 Southern California def. BYU, 30-25, 39-37, 30-19  
 Hawaii def. Long Beach St., 30-28, 30-25, 24-30, 30-17  
 Oklahoma def. Missouri St., 30-19, 30-22, 30-19  
 UCLA def. Utah, 30-24, 30-27, 30-26  
 Penn St. def. Hofstra, 30-20, 30-12, 30-19  
 Purdue def. Kentucky, 30-21, 30-28, 30-26  
 Ohio St. def. Middle Tenn., 23-30, 30-19, 30-17, 30-22  
 Washington def. Colorado, 30-15, 22-30, 30-26, 30-24  
 Texas def. SFA, 30-16, 30-19, 30-21  
 Wisconsin def. Iowa St., 30-20, 30-25, 30-27  
 California def. Cal Poly, 30-24, 30-26, 23-30, 30-20  
 Stanford def. Missouri, 30-20, 27-30, 30-24, 25-30, 15-9.

#### Regional Semifinals

Nebraska def. San Diego, 30-21, 30-20, 30-15  
 Minnesota def. Florida, 30-23, 25-30, 30-21, 30-26  
 Hawaii def. Southern California, 28-30, 30-21, 21-30, 30-27, 15-5  
 UCLA def. Oklahoma, 30-22, 30-16, 30-26  
 Penn St. def. Purdue, 30-24, 30-18, 30-15  
 Washington def. Ohio St., 30-16, 30-18, 30-18  
 Texas def. Wisconsin, 30-19, 30-22, 30-12  
 Stanford def. California, 31-29, 30-25, 31-29.

#### Regional Finals

Nebraska def. Minnesota, 25-30, 22-30, 30-20, 30-25, 15-9

UCLA def. Hawaii, 30-16, 30-23, 30-23  
Washington def. Penn St., 30-27, 30-24, 28-30, 30-26  
Stanford def. Texas, 30-28, 34-32, 31-33, 30-24.

### Semifinals

Nebraska def. UCLA, 23-30, 30-28, 30-23, 30-28  
Stanford def. Washington, 30-12, 30-25, 30-15.

### Championship

Nebraska def. Stanford, 27-30, 30-26, 30-28, 30-27

## 2007

### First Round

Stanford def. Santa Clara, 30-20, 30-28, 30-27  
Sacramento St. def. Minnesota, 23-30, 30-25, 30-24, 30-17

Purdue def. Ohio, 25-30, 30-24, 30-22, 30-23  
Cal Poly def. Xavier, 30-14, 30-19, 30-25  
Kansas St. def. Tulsa, 30-24, 30-20, 30-23  
Oregon def. Missouri St., 31-29, 30-20, 31-29  
Clemson def. Alabama, 30-25, 30-27, 31-33, 30-26

UCLA def. Alabama A&M, 30-9, 30-14, 30-13  
Southern California def. Pepperdine, 30-22, 30-23, 31-29

Long Beach St. def. UNLV, 30-20, 28-30, 30-27, 23-30, 15-10  
Delaware def. Princeton, 24-30, 32-30, 30-27, 30-22

St. John's (NY) def. LIU, 30-25, 30-25, 30-16  
Florida def. Col. of Charleston, 30-22, 30-28, 30-14

Oklahoma def. Florida A&M, 30-25, 32-30, 29-31, 30-14

LSU def. New Mexico St., 30-25, 21-30, 21-30, 30-27, 15-13

Texas def. Texas St., 30-21, 30-20, 30-13  
Penn St. def. Siena, 30-19, 30-11, 30-14  
UAlbany def. Cleveland St., 30-20, 30-20, 30-25  
Michigan def. Miami (OH), 30-24, 30-27, 30-23  
Colorado St. def. Illinois St., 30-26, 30-20, 30-15  
Hawaii def. Tennessee St., 30-26, 30-14, 30-17  
Middle Tenn. def. Louisville, 24-30, 30-19, 12-30, 30-25, 16-14

BYU def. Ole Miss, 30-27, 30-21, 30-24  
Washington def. Missouri, 30-23, 28-30, 30-22, 32-34, 15-11

Wisconsin def. UNI, 30-23, 30-21, 30-24  
Iowa St. def. San Diego, 25-30, 31-29, 30-19, 24-30, 16-14

Duke def. American, 30-20, 30-25, 28-30, 29-31, 15-7

California def. Liberty, 30-20, 26-30, 30-15, 30-21  
Dayton def. Lipscomb, 30-17, 30-25, 30-19  
Michigan St. def. Kentucky, 30-28, 30-23, 30-27  
Wichita St. def. Western Ky., 30-21, 30-19, 30-25  
Nebraska def. South Dakota St., 30-13, 30-14, 30-13.

### Second Round

Stanford def. Sacramento St., 30-23, 30-11, 30-28

Cal Poly def. Purdue, 30-12, 30-14, 30-27  
Oregon def. Kansas St., 24-30, 20-30, 30-27, 36-34, 15-11

UCLA def. Clemson, 30-19, 30-21, 19-30, 30-22  
Southern California def. Long Beach St., 28-30, 30-24, 30-25, 21-30, 15-11

St. John's (NY) def. Delaware, 23-30, 30-28, 31-29, 30-23

Florida def. Oklahoma, 30-24, 30-24, 36-34

Texas def. LSU, 30-21, 30-22, 30-23

Penn St. def. UAlbany, 30-15, 30-9, 30-19

Michigan def. Colorado St., 30-16, 30-18, 30-27  
Middle Tenn. def. Hawaii, 30-22, 30-18, 15-30, 33-31

BYU def. Washington, 30-28, 28-30, 25-30, 30-22, 15-13

Iowa St. def. Wisconsin, 30-28, 30-25, 30-24  
California def. Duke, 29-31, 30-28, 30-23, 30-17  
Michigan St. def. Dayton, 30-26, 30-16, 30-21  
Nebraska def. Wichita St., 30-22, 30-19, 30-19.

### Regional Semifinals

Stanford def. Cal Poly, 30-15, 30-24, 30-20  
UCLA def. Oregon, 30-23, 30-19, 28-30, 30-24  
Southern California def. St. John's (NY), 30-27, 30-22, 26-30, 24-30, 15-10  
Texas def. Florida, 30-27, 29-31, 30-16, 30-15  
Penn St. def. Michigan, 30-15, 30-18, 30-18  
BYU def. Middle Tenn., 30-28, 30-22, 34-32  
California def. Iowa St., 30-27, 30-27, 30-24  
Nebraska def. Michigan St., 25-30, 28-30, 30-17, 30-28, 15-9.

### Regional Finals

Stanford def. UCLA, 28-30, 30-28, 30-26, 30-27  
Southern California def. Texas, 30-25, 30-22, 30-26

Penn St. def. BYU, 30-23, 30-15, 30-18

California def. Nebraska, 30-28, 31-29, 30-26.

### Semifinals

Penn St. def. California, 30-28, 30-25, 30-16  
Stanford def. Southern California, 23-30, 30-20, 30-25, 20-30, 16-14.

### Championship

Penn St. def. Stanford, 30-25, 30-26, 23-30, 19-30, 15-8

## 2008

### First Round

Penn St. def. LIU, 25-14, 25-15, 25-15  
Yale def. Ohio, 25-19, 23-25, 25-23, 17-25, 16-14  
Western Mich. def. Dayton, 21-25, 26-24, 25-23, 25-18

Tulane def. Tennessee Tech, 25-21, 22-25, 25-22, 27-25

Illinois def. Milwaukee, 25-8, 25-16, 25-20  
Cincinnati def. Western Ky., 25-13, 25-19, 21-25, 18-25, 15-10

New Mexico St. def. Saint Mary's (CA), 22-25, 25-16, 25-21, 25-15

California def. Siena, 25-18, 25-10, 25-20  
Washington def. Portland St., 25-11, 25-15, 25-14

Santa Clara def. Kansas St., 25-22, 25-20, 19-25, 16-25, 15-13

Clemson def. Tennessee, 25-19, 19-25, 25-19, 23-25, 15-12

Utah def. Furman, 25-17, 26-24, 25-17

Saint Louis def. Alabama A&M, 25-10, 25-15, 25-11

Michigan def. Kentucky, 24-26, 25-16, 19-25, 25-19, 15-13

UAB def. Missouri St., 25-17, 25-21, 25-17

Nebraska def. Liberty, 25-11, 21-25, 25-16, 25-19

Texas def. Lamar, 25-17, 25-14, 25-8

Wichita St. def. Rice, 21-25, 25-23, 25-15, 25-20  
Duke def. San Francisco, 26-28, 25-21, 22-25, 25-23, 15-9

UCLA def. LSU, 25-19, 22-25, 25-20, 25-20

Oregon def. Delaware, 25-16, 25-18, 25-15

North Carolina def. American, 25-16, 25-17, 25-17

Iowa St. def. UNI, 26-24, 16-25, 25-21, 25-16

Minnesota def. North Dakota St., 25-18, 25-14, 25-14

Hawaii def. Belmont, 25-19, 25-11, 25-16

Southern California def. San Diego, 21-25, 25-12, 25-19, 26-24

Middle Tenn. def. Miami (OH), 25-23, 23-25, 21-25, 30-28, 15-13

Purdue def. Louisville, 25-22, 21-25, 29-27, 23-25, 16-14

Florida def. Florida A&M, 25-20, 25-21, 25-15

Colorado St. def. FIU, 25-22, 21-25, 25-22, 25-19  
Long Beach St. def. Pepperdine, 18-25, 25-23,

25-15, 25-18

Stanford def. UAlbany, 25-9, 25-11, 25-21.

### Second Round

Penn St. def. Yale, 25-18, 25-11, 25-12

Western Mich. def. Tulane, 20-25, 25-21, 13-25, 25-19, 15-12

Illinois def. Cincinnati, 26-24, 25-20, 25-22

California def. New Mexico St., 25-23, 25-13, 21-25, 25-17

Washington def. Santa Clara, 25-19, 25-12, 25-21

Utah def. Clemson, 25-21, 26-24, 25-21

Michigan def. Saint Louis, 22-25, 25-19, 23-25, 25-20, 15-12

Nebraska def. UAB, 25-14, 25-15, 25-12

Texas def. Wichita St., 25-14, 25-18, 25-20

UCLA def. Duke, 25-16, 25-19, 25-17

Oregon def. North Carolina, 25-20, 24-26, 25-18, 25-19

Iowa St. def. Minnesota, 25-14, 26-24, 25-27, 25-19

Hawaii def. Southern California, 25-21, 25-18, 25-22

Purdue def. Middle Tenn., 25-18, 24-26, 25-18, 22-25, 15-8

Florida def. Colorado St., 25-21, 25-17, 25-23

Stanford def. Long Beach St., 25-15, 25-21, 25-15.

### Regional Semifinals

Penn St. def. Western Mich., 25-17, 25-12, 25-19

California def. Illinois, 25-22, 25-22, 25-22

Washington def. Utah, 25-16, 25-20, 25-16

Nebraska def. Michigan, 25-13, 25-16, 25-18

Texas def. UCLA, 25-11, 22-25, 25-21, 25-21

Iowa St. def. Oregon, 17-25, 11-25, 25-22, 25-22, 15-8

Hawaii def. Purdue, 18-25, 25-22, 25-23, 25-20

Stanford def. Florida, 25-14, 25-21, 25-21.

### Regional Finals

Penn St. def. California, 25-21, 25-21, 25-17

Nebraska def. Washington, 14-25, 23-25, 25-17, 26-24, 15-13

Texas def. Iowa St., 25-19, 25-19, 17-25, 25-12

Stanford def. Hawaii, 25-19, 25-9, 25-18.

### Semifinals

Penn St. def. Nebraska, 25-17, 25-18, 15-25, 22-25, 15-11

Stanford def. Texas, 20-25, 18-25, 25-15, 25-22, 15-13.

### Championship

Penn St. def. Stanford, 25-20, 26-24, 25-23

## 2009

### First Round

Penn St. def. Binghamton, 25-9, 25-13, 25-14

Penn def. Army West Point, 18-25, 25-20, 25-18, 25-16

FIU def. Miami (FL), 25-16, 20-25, 22-25, 27-25, 15-11

Florida def. Col. of Charleston, 25-21, 25-17, 25-18

California def. Lipscomb, 25-15, 25-22, 25-9

Ohio St. def. Cincinnati, 25-20, 16-25, 25-15, 25-23

Baylor def. Georgia Tech, 25-17, 25-22, 25-22

UCLA def. Long Beach St., 25-20, 25-20, 25-16

Illinois def. Purdue Fort Wayne, 25-16, 25-15, 25-12

Dayton def. Milwaukee, 25-17, 22-25, 25-20, 19-25, 15-9

Southern California def. Oklahoma, 25-21, 26-24, 25-20

Hawaii def. New Mexico, 25-22, 25-16, 25-21

Michigan def. Niagara, 25-4, 25-12, 25-15

Ohio def. Notre Dame, 23-25, 25-16, 20-25, 25-15, 15-7



Saint Mary's (CA) def. UC Santa Barbara, 24-26, 22-25, 25-20, 25-14, 15-13  
Stanford def. LIU, 25-11, 25-15, 25-10  
Florida St. def. Alabama A&M, 25-10, 25-19, 25-10  
Jacksonville St. def. Florida A&M, 25-22, 18-25, 23-25, 25-20, 15-13  
Kentucky def. Michigan St., 25-23, 25-23, 25-20  
Oregon def. Clemson, 25-17, 25-21, 25-20  
Minnesota def. Louisville, 25-20, 24-26, 26-24, 25-22  
Tennessee def. Duke, 25-18, 25-23, 17-25, 25-12  
Colorado St. def. Middle Tenn., 25-19, 16-25, 25-21, 17-25, 15-6  
Washington def. Northern Colo., 25-27, 25-15, 25-22, 25-21  
Iowa St. def. George Mason, 25-22, 25-13, 25-19  
Wichita St. def. Saint Louis, 25-20, 25-21, 18-25, 25-16  
UNI def. Washington St., 26-24, 25-21, 25-20  
Nebraska def. Coastal Carolina, 25-13, 25-18, 25-15  
LSU def. Tulane, 25-15, 25-12, 25-15  
Texas A&M def. Arizona, 18-25, 25-23, 25-21, 25-23  
TCU def. Rice, 26-24, 25-13, 27-25  
Texas def. Texas St., 25-16, 25-14, 25-14.

## Second Round

Penn St. def. Penn, 25-20, 25-17, 25-16  
Florida def. FIU, 25-22, 25-15, 25-16  
California def. Ohio St., 25-13, 18-25, 25-23, 25-20  
Baylor def. UCLA, 25-23, 25-22, 29-31, 25-19  
Illinois def. Dayton, 26-28, 25-8, 25-17, 25-18  
Hawaii def. Southern California, 25-20, 25-18, 16-25, 27-25  
Michigan def. Ohio, 30-32, 24-26, 25-13, 25-20, 15-13  
Stanford def. Saint Mary's (CA), 21-25, 25-21, 25-22, 24-26, 15-13  
Florida St. def. Jacksonville St., 25-18, 26-24, 25-22  
Kentucky def. Oregon, 25-20, 25-22, 25-17  
Minnesota def. Tennessee, 25-15, 25-16, 25-18  
Colorado St. def. Washington, 25-16, 25-22, 21-25, 25-19  
Iowa St. def. Wichita St., 27-25, 25-21, 25-18  
Nebraska def. UNI, 25-14, 25-17, 25-21  
Texas A&M def. LSU, 18-25, 26-24, 23-25, 25-23, 15-10  
Texas def. TCU, 25-15, 25-14, 25-18.

## Regional Semifinals

Penn St. def. Florida, 25-12, 25-18, 25-21  
California def. Baylor, 26-24, 25-20, 25-17  
Hawaii def. Illinois, 21-25, 25-10, 27-25, 25-16  
Michigan def. Stanford, 25-18, 23-25, 25-22, 25-11  
Florida St. def. Kentucky, 16-25, 26-24, 25-17, 19-25, 17-15  
Minnesota def. Colorado St., 25-22, 29-27, 23-25, 25-18  
Nebraska def. Iowa St., 25-11, 25-19, 25-22  
Texas def. Texas A&M, 25-18, 25-18, 25-21.

## Regional Finals

Penn St. def. California, 25-18, 25-17, 25-22  
Hawaii def. Michigan, 25-23, 25-19, 25-18  
Minnesota def. Florida St., 25-20, 25-7, 18-25, 25-17  
Texas def. Nebraska, 21-25, 25-18, 25-16, 25-17.

## Semifinals

Penn St. def. Hawaii, 23-25, 25-18, 25-15, 25-18  
Texas def. Minnesota, 25-19, 25-20, 25-15.

## Championship

Penn St. def. Texas, 22-25, 20-25, 25-23, 25-21, 15-13

# 2010

## First Round

Florida def. South Carolina St., 25-7, 25-10, 25-12  
Florida St. def. Ga. Southern, 25-20, 23-25, 25-22, 25-13  
Louisville def. Middle Tenn., 25-22, 25-21, 25-17  
Purdue def. Kentucky, 25-18, 24-26, 25-17, 25-18  
Texas def. UTSA, 25-11, 25-18, 25-15  
UCLA def. American, 26-28, 26-24, 23-25, 25-19, 15-11  
Cincinnati def. Western Ky., 25-22, 28-26, 25-12  
Illinois def. Austin Peay, 25-19, 25-19, 25-19  
Missouri def. UNI, 25-19, 17-25, 26-24, 26-28, 15-10  
Northwestern def. Arizona, 25-18, 25-20, 18-25, 25-20  
Ohio def. Penn, 25-21, 27-25, 25-17  
Duke def. High Point, 25-12, 25-20, 25-20  
Tulsa def. LSU, 25-20, 25-15, 25-18  
Oklahoma def. Wichita St., 29-27, 25-21, 25-14  
Virginia Tech def. Delaware, 25-17, 25-23, 25-18  
Penn St. def. Niagara, 25-12, 25-19, 25-15  
Stanford def. UAlbany, 25-12, 25-17, 25-15  
Colorado St. def. Cal St. Fullerton, 19-25, 20-25, 25-12, 25-21, 15-12  
Ohio St. def. Lipscomb, 25-22, 25-8, 22-25, 25-23  
Dayton def. Butler, 25-17, 25-23, 25-11  
Tennessee def. Alabama A&M, 25-11, 25-19, 25-16  
Indiana def. Miami (FL), 19-25, 25-18, 25-13, 20-25, 15-9  
San Diego def. Long Beach St., 25-22, 30-28, 25-19  
Southern California def. New Mexico, 25-19, 25-8, 25-18  
California def. Utah St., 25-15, 25-11, 25-20  
North Carolina def. Ole Miss, 25-20, 21-25, 25-18, 25-9  
Creighton def. Iowa St., 27-25, 16-25, 25-23, 19-25, 15-11  
Minnesota def. North Dakota St., 25-21, 25-21, 25-12  
Hawaii def. Portland St., 25-13, 25-19, 25-8  
Washington def. Michigan, 25-22, 25-17, 25-16  
Auburn def. Missouri St., 25-15, 26-24, 27-25  
Nebraska def. Sacred Heart, 25-12, 25-22, 25-11.

## Second Round

Florida def. Florida St., 20-25, 25-22, 22-25, 25-21, 17-15  
Purdue def. Louisville, 26-24, 25-23, 18-25, 25-15  
Texas def. UCLA, 25-23, 20-25, 25-18, 26-24  
Illinois def. Cincinnati, 25-17, 25-17, 20-25, 25-21  
Missouri def. Northwestern, 25-13, 22-25, 25-22, 25-20  
Duke def. Ohio, 25-15, 17-25, 25-18, 17-25, 15-10  
Oklahoma def. Tulsa, 25-13, 25-22, 26-28, 20-25, 15-9  
Penn St. def. Virginia Tech, 25-22, 25-22, 25-13  
Stanford def. Colorado St., 28-26, 25-13, 25-15  
Ohio St. def. Dayton, 25-22, 25-22, 17-25, 24-26, 16-14  
Indiana def. Tennessee, 18-25, 25-21, 20-25, 27-25, 15-13  
Southern California def. San Diego, 25-15, 25-20, 22-25, 31-29  
California def. North Carolina, 25-13, 25-18, 25-18  
Minnesota def. Creighton, 25-19, 30-28, 25-20  
Washington def. Hawaii, 25-17, 25-11, 25-23  
Nebraska def. Auburn, 25-10, 25-17, 25-15.

## Regional Semifinals

Purdue def. Florida, 28-26, 25-15, 25-19  
Texas def. Illinois, 19-25, 26-24, 18-25, 25-14, 15-11  
Duke def. Missouri, 25-19, 21-25, 25-19, 25-22

Penn St. def. Oklahoma, 25-23, 25-23, 25-15  
Stanford def. Ohio St., 25-21, 24-26, 25-19, 25-18  
Southern California def. Indiana, 25-18, 25-21, 25-20  
California def. Minnesota, 26-24, 25-23, 25-23  
Washington def. Nebraska, 25-16, 20-25, 25-21, 29-27.

## Regional Finals

Texas def. Purdue, 18-25, 25-16, 25-15, 27-25  
Penn St. def. Duke, 25-19, 25-18, 23-25, 25-17  
Southern California def. Stanford, 20-25, 25-17, 22-25, 26-24, 16-14  
California def. Washington, 25-21, 25-20, 25-14.

## Semifinals

Penn St. def. Texas, 25-13, 25-13, 25-22  
California def. Southern California, 25-14, 25-17, 25-20.

## Championship

Penn St. def. California, 25-20, 27-25, 25-20

# 2011

## First Round

Texas def. Texas St., 25-15, 25-23, 25-15  
Michigan St. def. Arizona, 18-25, 25-17, 25-20, 25-21  
Kentucky def. Dayton, 25-20, 16-25, 22-25, 25-15, 16-14  
Texas A&M def. Lipscomb, 25-16, 25-16, 12-25, 25-22  
UCLA def. UMES, 25-12, 25-12, 25-9  
San Diego def. Long Beach St., 23-25, 26-24, 25-19, 25-21  
Delaware def. American, 17-25, 25-22, 25-22, 25-23  
Penn St. def. Liberty, 25-16, 25-16, 25-16  
Purdue def. Morehead St., 25-16, 25-15, 25-23  
Louisville def. Ball St., 25-22, 25-15, 25-20  
Cincinnati def. Samford, 25-17, 22-25, 25-16, 23-25, 15-9  
Florida St. def. UAlbany, 25-15, 25-11, 25-23  
Minnesota def. North Dakota St., 25-17, 25-21, 26-24  
Washington def. Western Mich., 25-13, 20-25, 25-22, 25-16  
Miami (FL) def. Northern Ill., 25-17, 21-25, 25-12, 26-24  
Iowa St. def. Milwaukee, 25-19, 25-23, 25-23  
Illinois def. Central Mich., 25-16, 25-22, 25-18  
Marquette def. Western Ky., 25-21, 22-25, 26-24, 25-23  
Ohio St. def. Middle Tenn., 25-23, 25-27, 25-21, 25-18  
Tennessee def. Duke, 25-15, 23-25, 25-19, 25-16  
Stanford def. Sacred Heart, 25-14, 23-25, 25-22, 25-11  
Michigan def. Baylor, 22-25, 25-11, 29-27, 25-17  
Florida def. Missouri, 23-25, 25-16, 25-20, 25-16  
UNI def. Niagara, 25-16, 25-13, 25-17  
Southern California def. Yale, 25-13, 25-13, 25-18  
Tulsa def. Oklahoma, 25-22, 18-25, 25-22, 25-19  
Colorado St. def. Oregon, 24-26, 25-21, 25-21, 15-25, 15-10  
Hawaii def. Northern Colo., 25-21, 25-15, 25-15  
Pepperdine def. Missouri St., 25-22, 25-21, 25-16  
North Carolina def. California, 25-17, 16-25, 23-25, 25-17, 15-9  
Kansas St. def. Wichita St., 25-18, 25-22, 25-17  
Nebraska def. Jackson St., 25-10, 25-16, 25-13.

## Second Round

Texas def. Michigan St., 25-11, 25-18, 25-22  
Kentucky def. Texas A&M, 25-18, 25-21, 25-19  
UCLA def. San Diego, 25-16, 25-15, 22-25, 25-17  
Penn St. def. Delaware, 25-12, 25-9, 25-18  
Purdue def. Louisville, 25-14, 26-28, 25-11, 25-16  
Florida St. def. Cincinnati, 25-23, 16-25, 25-20, 20-25, 15-13

Minnesota def. Washington, 18-25, 20-25, 25-17, 25-21, 15-11  
 Iowa St. def. Miami (FL), 25-21, 25-10, 25-14  
 Illinois def. Marquette, 25-13, 25-23, 25-22  
 Ohio St. def. Tennessee, 23-25, 25-21, 25-23, 22-25, 15-12  
 Michigan def. Stanford, 20-25, 25-17, 25-18, 25-20  
 Florida def. UNI, 16-25, 25-14, 25-14, 25-22  
 Southern California def. Tulsa, 25-10, 25-20, 25-19  
 Hawaii def. Colorado St., 22-25, 25-22, 25-16, 25-18  
 Pepperdine def. North Carolina, 25-20, 25-22, 25-22  
 Kansas St. def. Nebraska, 25-22, 22-25, 31-29, 22-25, 15-11.

#### Regional Semifinals

Texas def. Kentucky, 25-23, 22-25, 27-25, 25-23  
 UCLA def. Penn St., 25-20, 25-22, 25-21  
 Florida St. def. Purdue, 25-23, 21-25, 25-20, 25-19  
 Iowa St. def. Minnesota, 18-25, 25-23, 25-15, 31-29  
 Illinois def. Ohio St., 23-25, 26-24, 25-23, 25-19  
 Florida def. Michigan, 25-21, 25-13, 27-25  
 Southern California def. Hawaii, 19-25, 29-27, 19-25, 25-23, 15-12  
 Pepperdine def. Kansas St., 25-18, 25-12, 25-23.

#### Regional Finals

UCLA def. Texas, 19-25, 25-22, 25-22, 25-21  
 Florida St. def. Iowa St., 25-21, 23-25, 25-20, 19-25, 15-11  
 Illinois def. Florida, 25-22, 23-25, 25-14, 25-20  
 Southern California def. Pepperdine, 25-16, 26-28, 19-25, 25-19, 15-10.

#### Semifinals

Illinois def. Southern California, 25-27, 25-18, 25-22, 18-25, 15-10  
 UCLA def. Florida St., 25-16, 25-17, 25-21.

#### Championship

UCLA def. Illinois, 25-23, 23-25, 26-24, 25-16

## 2012

#### First Round

Penn St. def. Binghamton, 25-11, 25-3, 25-9  
 Bowling Green def. Yale, 16-25, 25-15, 25-21, 13-25, 15-11  
 Ohio St. def. Notre Dame, 25-16, 25-21, 25-17  
 Kentucky def. ETSU, 25-9, 25-17, 25-15  
 Florida St. def. Hofstra, 25-21, 25-10, 25-20  
 Purdue def. Colorado St., 25-20, 25-18, 25-19  
 Creighton def. Marquette, 25-22, 25-23, 28-26  
 Minnesota def. Liberty, 25-21, 25-10, 34-32  
 Oregon def. Northern Colo., 25-14, 25-19, 25-18  
 Dayton def. Pepperdine, 15-25, 20-25, 25-21, 25-21, 15-9  
 Oklahoma def. Arizona St., 20-25, 25-19, 25-18, 19-25, 15-13  
 BYU def. New Mexico St., 25-8, 25-17, 25-14  
 Washington def. Central Ark., 25-13, 25-17, 25-18  
 Hawaii def. Santa Clara, 25-20, 25-13, 25-19  
 UNI def. Kansas St., 25-18, 25-13, 25-21  
 Nebraska def. UMS, 25-14, 25-10, 25-18  
 Texas def. Colgate, 25-4, 25-11, 25-15  
 Texas A&M def. NC State, 21-25, 25-12, 25-23, 25-20  
 Col. of Charleston def. Miami (FL), 25-22, 21-25, 19-25, 25-22, 15-10  
 Florida def. Tulsa, 25-9, 25-21, 25-21  
 Kansas def. Cleveland St., 17-25, 25-10, 25-16, 25-18  
 Wichita St. def. Arkansas, 16-25, 25-27, 25-17, 25-23, 15-10  
 Saint Mary's (CA) def. San Diego St., 17-25, 23-25, 25-23, 25-22, 15-12

Southern California def. Fairfield, 25-8, 25-11, 25-10  
 UCLA def. LIU, 25-13, 25-15, 25-12  
 Michigan St. def. San Diego, 25-19, 23-25, 25-20, 18-25, 15-11  
 Michigan def. Tennessee, 25-22, 25-17, 22-25, 19-25, 15-10  
 Louisville def. Belmont, 21-25, 25-19, 25-18, 25-21  
 Iowa St. def. Purdue Fort Wayne, 25-11, 23-25, 22-25, 25-13, 15-7  
 North Carolina def. California, 26-24, 25-23, 18-25, 25-16  
 Western Ky. def. LMU (CA), 25-23, 25-19, 25-17  
 Stanford def. Jackson St., 25-10, 25-17, 25-10.

#### Second Round

Penn St. def. Bowling Green, 25-15, 25-12, 25-15  
 Kentucky def. Ohio St., 18-25, 26-24, 25-15, 25-18  
 Purdue def. Florida St., 25-20, 21-25, 25-21, 23-25, 15-11  
 Minnesota def. Creighton, 20-25, 25-17, 25-23, 25-17  
 Oregon def. Dayton, 25-15, 25-20, 25-21  
 BYU def. Oklahoma, 25-17, 25-21, 25-18  
 Washington def. Hawaii, 20-25, 25-20, 19-25, 27-25, 15-11  
 Nebraska def. UNI, 25-21, 25-16, 25-21  
 Texas def. Texas A&M, 25-16, 19-25, 25-19, 25-18  
 Florida def. Col. of Charleston, 25-20, 25-16, 25-14  
 Wichita St. def. Kansas, 23-25, 25-16, 25-19, 25-21  
 Southern California def. Saint Mary's (CA), 28-26, 25-16, 25-19  
 Michigan St. def. UCLA, 25-17, 29-27, 18-25, 25-22  
 Michigan def. Louisville, 25-15, 22-25, 25-22, 27-25  
 Iowa St. def. North Carolina, 25-22, 18-25, 23-25, 25-16, 15-13  
 Stanford def. Western Ky., 25-15, 25-23, 25-15.

#### Regional Semifinals

Penn St. def. Kentucky, 25-18, 25-21, 25-12  
 Minnesota def. Purdue, 23-25, 26-24, 25-23, 25-21  
 Oregon def. BYU, 25-23, 25-21, 22-25, 25-12  
 Nebraska def. Washington, 25-14, 25-21, 25-23  
 Texas def. Florida, 25-22, 26-24, 25-17  
 Southern California def. Wichita St., 25-20, 25-19, 25-17  
 Michigan def. Michigan St., 25-16, 26-24, 26-24  
 Stanford def. Iowa St., 25-16, 25-19, 25-17.

#### Regional Finals

Penn St. def. Minnesota, 25-19, 19-25, 26-24, 25-18  
 Oregon def. Nebraska, 15-25, 25-22, 25-18, 25-17  
 Texas def. Southern California, 25-19, 25-22, 25-14  
 Michigan def. Stanford, 20-25, 25-20, 25-20, 25-20.

#### Semifinals

Oregon def. Penn St., 21-25, 30-28, 25-22, 25-19  
 Texas def. Michigan, 25-11, 21-25, 23-25, 25-12, 15-11.

#### Championship

Texas def. Oregon, 25-11, 26-24, 25-19.

## 2013

#### First Round

Texas def. Texas St., 25-13, 26-24, 25-16  
 Texas A&M def. UTSA, 26-24, 25-21, 25-18  
 American def. Georgia, 25-21, 25-13, 25-11  
 Duke def. Col. of Charleston, 25-14, 25-8, 23-25,

25-19  
 San Diego def. UC Santa Barbara, 26-24, 25-18, 25-14  
 Arizona def. New Mexico St., 25-14, 25-23, 25-19  
 Oregon def. Miami (FL), 25-16, 25-23, 25-17  
 Nebraska def. Fairfield, 25-15, 25-9, 25-17  
 Florida def. Jacksonville, 25-19, 25-15, 25-16  
 Florida St. def. Ga. Southern, 25-19, 25-20, 25-20  
 California def. North Carolina, 25-20, 25-18, 25-20  
 Wisconsin def. Milwaukee, 25-11, 25-14, 25-15  
 Illinois def. Morehead St., 25-22, 25-21, 25-16  
 Marquette def. Louisville, 25-23, 25-22, 25-19  
 Purdue def. Central Ark., 25-15, 25-17, 25-13  
 Missouri def. IUPUI, 25-22, 25-15, 25-18  
 Washington def. Alabama St., 25-11, 25-5, 25-16  
 LSU def. Michigan, 23-25, 9-25, 25-14, 25-19, 15-10  
 Creighton def. Arkansas, 22-25, 25-14, 25-22, 26-24  
 Kansas def. Wichita St., 25-23, 25-19, 20-25, 25-22  
 Hawaii def. Idaho St., 25-16, 19-25, 25-12, 25-13  
 BYU def. Arizona St., 21-25, 25-22, 25-17, 24-26, 15-10  
 CSUN def. Colorado St., 25-15, 25-21, 13-25, 18-25, 15-12  
 Southern California def. New Hampshire, 25-9, 25-10, 25-12  
 Stanford def. Hampton, 25-10, 25-10, 25-11  
 Oklahoma def. Alabama, 20-25, 25-19, 25-19, 25-23  
 Colorado def. Iowa St., 17-25, 25-16, 25-19, 25-21  
 Minnesota def. Radford, 25-11, 25-19, 25-8  
 Kentucky def. Duquesne, 25-23, 25-17, 25-17  
 Michigan St. def. Ohio, 25-21, 25-22, 25-19  
 Utah def. Yale, 27-29, 25-15, 26-24, 25-16  
 Penn St. def. LIU, 25-21, 25-21, 25-14.

#### Second Round

Texas def. Texas A&M, 25-14, 25-18, 15-25, 25-19  
 American def. Duke, 25-23, 26-24, 25-22  
 San Diego def. Arizona, 25-14, 25-19, 25-22  
 Nebraska def. Oregon, 25-22, 25-19, 25-22  
 Florida St. def. Florida, 25-15, 20-25, 22-25, 25-22, 15-9  
 Wisconsin def. California, 25-19, 25-18, 25-21  
 Illinois def. Marquette, 19-25, 25-17, 25-13, 25-13  
 Purdue def. Missouri, 15-18, 23-25, 25-16, 27-25  
 Washington def. LSU, 17-25, 25-18, 25-21, 25-19  
 Kansas def. Creighton, 25-20, 22-25, 25-22, 25-21  
 BYU def. Hawaii, 25-21, 25-17, 25-13  
 Southern California def. CSUN, 25-19, 25-18, 25-18  
 Stanford def. Oklahoma, 25-15, 25-19, 25-18  
 Minnesota def. Colorado, 25-20, 25-18, 17-25, 21-25, 15-9  
 Michigan St. def. Kentucky, 25-22, 21-25, 25-22, 25-20  
 Penn St. def. Utah, 25-14, 25-15, 25-11.

#### Regional Semifinals

Texas def. American, 24-26, 25-14, 25-16, 25-20  
 Nebraska def. San Diego, 25-20, 25-23, 25-22  
 Wisconsin def. Florida St., 25-15, 23-25, 25-22, 25-15  
 Purdue def. Illinois, 28-26, 25-20, 25-19  
 Washington def. Kansas, 25-18, 25-13, 26-24  
 Southern California def. BYU, 32-30, 25-13, 21-25, 25-16  
 Stanford def. Minnesota, 28-26, 25-23, 25-22  
 Penn St. def. Michigan St., 22-25, 25-17, 25-17, 25-23.

#### Regional Finals

Texas def. Nebraska, 25-19, 25-22, 25-23  
 Wisconsin def. Purdue, 25-22, 23-25, 25-18,

25-21  
Washington def. Southern California, 26-28,  
23-25, 25-22, 25-18, 17-15  
Penn St. def. Stanford, 22-25, 25-22, 28-26,  
18-25, 15-11.

#### Semifinals

Wisconsin def. Texas, 25-19, 25-18, 26-28, 25-23  
Penn St. def. Washington, 25-14, 25-13, 25-16.

#### Championship

Penn St. def. Wisconsin, 25-19, 26-24, 20-25,  
25-23

## 2014

#### First Round

Stanford def. CSU Bakersfield, 25-21, 25-21,  
25-18  
Michigan St. def. LMU (CA), 25-15, 25-19, 21-25,  
25-21  
Oregon St. def. Creighton, 25-21, 26-24, 19-25,  
25-21  
Little Rock def. Kansas, 27-25, 19-25, 22-25,  
25-18, 15-10  
Illinois def. Murray St., 25-20, 25-9, 25-17  
Iowa St. def. Western Ky., 25-13, 25-22, 26-24  
Miami (FL) def. UCF, 25-22, 18-25, 25-10, 23-25,  
15-10  
Florida def. Alabama St., 25-13, 25-12, 25-12  
Penn St. def. Siena, 25-17, 25-10, 25-5  
Dayton def. American, 25-22, 25-18, 23-25, 29-27  
Long Beach St. def. San Diego, 25-23, 25-23,  
25-22  
UCLA def. LIU, 25-23, 25-19, 25-18  
Kentucky def. Oakland, 25-20, 28-26, 25-19  
Ohio St. def. Lipscomb, 25-20, 25-14, 25-18  
Illinois St. def. Marquette, 23-25, 19-25, 25-22,  
25-22, 15-13  
Wisconsin def. Western Mich., 25-9, 26-24, 25-10  
Washington def. New Hampshire, 25-9, 25-6,  
25-18  
Hawaii def. Duke, 25-15, 25-19, 25-17  
Utah def. Kansas St., 25-16, 25-16, 25-17  
Nebraska def. Hofstra, 27-25, 25-23, 25-16  
Arizona def. Yale, 25-12, 25-17, 25-19  
BYU def. Seton Hall, 25-16, 25-18, 25-17  
Alabama def. Samford, 17-25, 25-10, 23-25,  
25-12, 15-8  
Florida St. def. Jacksonville, 25-13, 25-21, 25-15  
North Carolina def. Hampton, 25-18, 25-16, 25-7  
Southern California def. Coastal Carolina, 25-20,  
25-19, 25-11  
LSU def. Oklahoma, 25-14, 25-23, 25-22  
Oregon def. Santa Clara, 25-15, 25-17, 25-16  
Colorado St. def. Denver, 25-21, 25-17, 25-22  
Colorado def. Northern Colo., 25-19, 25-15,  
24-26, 25-15  
Arizona St. def. Texas A&M, 22-25, 25-20, 25-16,  
25-22  
Texas def. Northwestern St., 25-21, 25-15, 25-18

#### Second Round

Stanford def. Michigan St., 25-20, 25-22, 24-26,  
25-23  
Oregon St. def. Little Rock, 25-15, 19-25, 22-25,  
28-26, 19-17  
Illinois def. Iowa St, 27-25, 25-18, 25-18  
Florida def. Miami (FL), 13-25, 25-22, 25-20,  
25-21  
Penn St. def. Dayton, 25-20, 25-18, 25-16  
UCLA def. Long Beach St., 27-25, 25-15, 25-14  
Ohio St. def. Kentucky, 23-25, 25-18, 25-18,  
25-19  
Wisconsin def. Illinois St., 25-17, 25-19, 25-19  
Washington def. Hawaii, 25-20, 19-25, 25-16,  
25-14  
Nebraska def. Utah, 25-23, 25-22, 23-25, 17-25,  
15-11  
BYU def. Arizona, 22-25, 25-20, 25-23, 25-23  
Florida St. def. Alabama, 25-18, 25-22, 25-19

North Carolina def. Southern California, 23-25,  
27-25, 25-23, 25-15  
Oregon def. LSU, 25-22, 21-25, 25-20, 25-20  
Colorado St. def. Colorado, 25-22, 25-21, 23-25,  
24-26, 16-14  
Texas def. Arizona St., 25-19, 25-20, 25-22

#### Regional Semifinals

Stanford def. Oregon St., 25-20, 25-14, 22-25,  
25-15  
Florida def. Illinois, 25-22, 21-25, 22-25, 25-17,  
16-14  
Penn St. def. UCLA, 28-26, 25-16, 25-19  
Wisconsin def. Ohio St., 25-20, 21-25, 22-25,  
26-24, 15-12  
Nebraska def. Washington, 20-25, 25-20, 25-22,  
29-27  
BYU def. Florida St., 25-20, 25-19, 19-25, 26-24  
North Carolina def. Oregon, 25-23, 25-22, 23-25,  
25-16  
Texas def. Colorado St., 25-19, 25-18, 25-17

#### Regional Finals

Stanford def. Florida, 25-17, 25-22, 25-21  
Penn St. def. Wisconsin, 22-25, 25-16, 25-22,  
25-19  
BYU def. Nebraska, 25-21, 25-20, 25-21  
Texas def. North Carolina, 25-21, 18-25, 25-20,  
31-29

#### Semifinals

##### Dec. 18 at Oklahoma City

BYU def. Texas, 25-23, 25-16, 17-25, 26-24  
Penn St. def. Stanford, 25-16, 23-25, 25-22,  
25-21

#### Championship

##### Dec. 20 at Oklahoma City

Penn St. def. BYU, 25-21, 26-24, 25-14

## 2015

#### First Round

Wichita St. def. Kansas St.  
25-22, 17-25, 25-18, 25-20  
Western Ky. def. Arizona, 25-22, 25-15, 25-17  
Washington def. Denver, 25-12, 25-14, 25-12  
North Carolina def. UNCW, 25-18, 25-21, 25-21  
UCLA def. Lipscomb, 25-10, 25-22, 25-15  
Texas A&M def. A&M-Corpus Christi, 25-16,  
27-25, 25-15  
Penn St. def. Howard, 25-16, 25-8, 25-17  
Ohio St. def. Robert Morris, 25-13, 25-16, 25-11  
Nebraska def. Harvard, 22-25, 25-15, 25-17,  
25-19  
Minnesota def. Jackson St., 25-9, 25-13, 25-17  
Michigan def. Santa Clara, 20-25, 25-17, 25-17,  
25-20  
Michigan St. def. Arkansas St., 25-23, 25-17,  
25-12  
Marquette def. UNI, 25-17, 22-25, 25-11, 23-25,  
15-9  
Louisville def. Belmont, 25-20, 22-25, 25-23,  
25-21  
Illinois def. Southern Ill., 25-19, 25-15, 26-24  
Hawaii def. TCU, 17-25, 25-23, 24-26, 25-21,  
15-13  
Dayton def. Villanova, 21-25, 26-24, 25-23, 25-23  
Creighton def. Coastal Carolina, 29-27, 23-25,  
25-22, 25-22  
BYU def. Ohio, 19-25, 25-23, 25-17, 26-24  
American def. Kentucky, 26-24, 25-17, 25-21  
Wisconsin def. Oregon, 25-18, 21-25, 25-21,  
25-19  
Southern California def. Cleveland St., 25-16,  
25-27, 25-14, 25-15  
Florida def. New Hampshire, 25-15, 25-9, 25-15  
Texas def. Fairfield, 25-18, 25-18, 25-17  
Stanford def. New Mexico St., 25-20, 25-13,  
25-17  
San Diego def. Northern Ariz., 25-15, 2 5-19,

26-24

Purdue def. SMU, 25-27, 25-17, 28-26, 25-16  
Missouri def. Missouri St., 21-25, 25-22, 25-21,  
25-17  
LMU (CA) def. Colorado St., 25-20, 16-25, 25-19,  
25-15  
Kansas def. Furman, 25-14, 25-21, 2 5-17  
Iowa St. def. Miami (FL), 25-21, 26-24, 25-20  
Florida St. def. Arizona St., 25-13, 25-17, 25-21

#### Second Round

Minnesota def. Marquette, 25-23, 25-13, 25-21  
Illinois def. Louisville, 15-25, 25-22, 25-18, 27-25  
UCLA def. Michigan, 23-25, 24-26, 25-22, 25-20,  
15-11  
Hawaii def. Texas A&M, 25-22, 25-19, 25-20  
Penn St. def. Dayton, 25-17, 13-25, 25-14, 25-17  
Wisconsin def. Iowa St., 25-18, 25-15, 25-21  
Florida def. Florida St., 23-25, 25-19, 25-23,  
25-19  
Texas def. Purdue, 25-14, 14-25, 25-19, 27-25  
Southern California def. San Diego, 25-20, 25-23,  
25-1  
Washington def. Michigan St., 25-17, 20-25,  
25-21, 25-13  
Creighton def. North Carolina, 30-32, 25-18,  
25-18, 25-14  
Kansas def. Missouri, 25-16, 25-13, 27-25  
LMU (CA) def. Stanford, 28-26, 25-16, 25-23  
Ohio St. def. American, 25-23, 25-11, 25-17  
BYU def. Western Ky., 25-23, 25-17, 25-20

#### Regional Semifinals

Washington def. Ohio St., 23-25, 25-20, 25-18,  
12-25, 15-8  
Southern California def. Creighton, 25-27, 25-16,  
25-16, 25-18  
Florida def. Wisconsin, 25-17, 25-23, 19-25,  
22-25, 15-12  
Texas def. UCLA, 23-25, 25-22, 25-10, 25-20  
Nebraska def. BYU, 26-24 25-17 25-23  
Kansas def. LMU (CA), 25-19, 25-11, 21-25,  
25-13

Minnesota def. Illinois, 25-22, 25-23, 25-17  
Hawaii def. Penn St. 25-22, 27-25, 25-16  
Nebraska def. Wichita St., 25-19, 25-19, 25-14

#### Regional Finals

Texas def. Florida, 22-25, 25-22, 25-19, 20-25,  
17-15  
Nebraska def. Washington, 25-17, 21-25, 25-20,  
25-21  
Kansas def. Southern California, 25-18, 25-21,  
22-25, 19-25, 15-13  
Minnesota def. Hawaii, 25-18, 25-13, 24-26,  
25-21

#### Semifinals

##### Dec. 17 at Omaha

Nebraska def. Kansas, 25-20, 25-21, 20-25,  
25-16  
Texas def. Minnesota, 26-24, 27-25, 23-25, 25-21

#### Championship

##### Dec. 19 at Omaha

Nebraska def. Texas, 25-23, 25-23, 25-21

## 2016

#### First Round

[Nebraska def. New Hampshire, 25-9, 25-23, 25-18](#)  
[TCU def. Wichita St., 25-17, 25-23, 22-25, 25-20](#)  
[Pittsburgh def. Dayton, 20-25, 25-19, 27-25, 25-19](#)  
[Penn St. def. LIU, 25-8, 25-16, 25-6](#)  
[Michigan St. def. Fairfield, 25-14, 25-13, 25-15](#)  
[Arizona def. Cleveland St., 25-14, 15-17, 25-13](#)  
[Kentucky def. Colorado St., 24-26, 25-22, 25-10, 25-17](#)  
[Washington def. A&M-Corpus Christi, 25-18, 25-14, 25-14](#)  
[Kansas def. Samford, 25-19, 25-21, 25-1](#)



[Creighton def. UNI, 25-16, 25-20, 24-26, 14-25, 15-12](#)  
[Oregon def. Miami \(OH\), 25-22, 25-17, 22-15, 25-19](#)  
[Michigan def. American, 25-13, 25-23, 25-12](#)  
[BYU def. Princeton, 25-22, 25-15, 25-23](#)  
[UNLV def. Utah, 27-25, 25-21, 19-25, 25-20](#)  
[SMU def. Texas A&M, 25-23, 25-23, 25-18](#)  
[Texas def. UTRGV, 25-14, 25-16, 25-17](#)  
[Wisconsin def. Howard, 25-11, 25-18, 25-10](#)  
[Washington St. def. Marquette, 25-21, 22-25, 25-19, 25-20](#)  
[Ohio St. def. Missouri St., 25-21, 25-13, 31-29](#)  
[Kansas St. def. Lipscomb, 28-26, 25-15, 26-24](#)  
[Florida def. Alabama St., 25-15, 25-13, 25-9](#)  
[Florida St. def. Cincinnati, 20-25, 25-14, 25-23, 25-23](#)  
[Boise St. def. Western Ky., 28-26, 25-22, 27-25](#)  
[Stanford def. Denver, 25-12, 25-22, 25-20](#)  
[North Carolina def. High Point, 25-13, 25-12, 25-23](#)  
[Coastal Carolina def. James Madison, 19-25, 25-18, 25-18, 17-25, 15-9](#)  
[Baylor def. San Diego, 16-25, 25-18, 17-25, 25-20, 15-13](#)  
[UCLA def. Murray St., 21-15, 25-18, 25-15, 25-9](#)  
[Missouri def. Northern Ill., 25-16, 25-13, 25-20](#)  
[Purdue def. Iowa St., 26-24, 25-21, 25-13](#)  
[Hawaii def. Southern California, 25-22, 25-20, 22-25, 16-25, 15-13](#)  
[Minnesota def. North Dakota, 25-21, 25-12, 25-20](#)

## Second Round

[Nebraska def. TCU, 25-22, 25-12, 25-16](#)  
[Penn St. def. Pittsburgh, 20-25, 25-16, 25-13, 25-18](#)  
[Arizona def. Michigan St., 17-25, 25-16, 25-19, 24-26, 15-10](#)  
[Washington def. Kentucky, 25-21, 25-11, 25-10](#)  
[Creighton def. Kansas, 21-25, 25-20, 25-17, 16-25, 20-18](#)  
[Michigan def. Oregon, 22-25, 24-17, 25-12, 25-17](#)  
[BYU def. UNLV, 25-23, 25-21, 25-12](#)  
[Texas def. SMU, 25-15, 25-18, 25-12](#)  
[Wisconsin def. Washington St., 25-18, 25-18, 25-17](#)  
[Ohio St. def. Kansas St., 25-20, 25-22, 22-25, 23-25, 17-15](#)  
[Florida St. def. Florida, 13-25, 16-25, 25-23, 25-19, 25-12](#)  
[Stanford def. Boise St., 25-11, 25-22, 25-18](#)  
[North Carolina def. Coastal Carolina, 23-25, 25-19, 25-17, 25-16](#)  
[UCLA def. Baylor, 25-21, 25-20, 25-20](#)  
[Missouri def. Purdue, 25-13, 22-25, 25-16, 25-21](#)  
[Minnesota def. Hawaii, 25-17, 25-17, 25-19](#)

## Regional Semifinals

[Washington def. Arizona, 25-15, 25-22, 25-18](#)  
[Texas def. BYU, 25-23, 25-14, 24-26, 22-25, 16-14](#)  
[Creighton def. Michigan, 24-26, 25-21, 17-25, 25-20, 15-7](#)  
[Stanford def. Florida St., 25-27, 25-20, 25-9, 25-23](#)  
[Minnesota def. Missouri, 25-15, 21-25, 25-19, 25-14](#)  
[Nebraska def. Penn St., 23-25, 23-25, 26-24, 25-19, 15-6](#)  
[UCLA def. North Carolina, 23-25, 25-22, 25-23, 28-26](#)  
[Wisconsin def. Ohio St., 25-15, 22-25, 29-31, 25-22, 15-13](#)

## Regional Finals

[Texas def. Creighton, 25-19, 25-20, 25-11](#)  
[Minnesota def. UCLA, 25-23, 25-20, 25-22](#)  
[Nebraska def. Washington, 25-16, 25-10, 25-21](#)  
[Stanford def. Wisconsin, 18-25, 24-26, 25-21, 25-21, 15-9](#)

## Semifinals

[Stanford def. Minnesota, 26-24, 25-19, 22-25, 25-22](#)  
[Texas def. Nebraska, 25-18, 25-23, 25-21](#)

## Championship

[Stanford def. Texas, 25-21, 25-19, 18-25, 25-21](#)

# 2017

## First Round

[Penn St. def. Howard, 25-10, 22-25, 25-15, 25-16](#)  
[Pittsburgh def. VCU, 25-14, 25-20, 18-25, 25-13](#)  
[Missouri def. Kansas, 25-23, 15-25, 25-15, 20-25, 15-10](#)  
[Wichita St. def. Radford, 25-16, 25-18, 25-15](#)  
[Creighton def. Coastal Carolina, 25-20, 27-25, 20-25, 25-22](#)  
[Michigan St. def. Missouri St., 25-19, 25-11, 25-15](#)  
[Illinois def. Hawaii, 25-18, 25-17, 13-25, 24-26, 15-10](#)  
[Washington def. LIU, 25-10, 25-13, 25-18](#)  
[Nebraska def. Stony Brook, 25-10, 25-14, 25-12](#)  
[Washington def. Florida St., 34-32, 25-14, 23-25, 25-13](#)  
[Colorado def. James Madison, 25-21, 25-14, 25-12](#)  
[Baylor def. Miami \(OH\), 25-19, 25-16, 25-21](#)  
[BYU def. American, 25-11, 25-17, 25-16](#)  
[Oregon def. Kennesaw St., 28-26, 25-19, 25-19](#)  
[Western Ky. def. Notre Dame, 25-16, 25-18, 25-22](#)  
[Kentucky def. ETSU, 25-19, 25-20, 25-21](#)  
[Stanford def. CSU Bakersfield, 25-11, 25-15, 25-17](#)  
[Colorado St. def. Michigan, 25-23, 23-25, 25-22, 26-24](#)  
[Wisconsin def. Marquette, 27-25, 25-21, 25-11](#)  
[Iowa St. def. Princeton, 25-21, 25-17, 25-14](#)  
[Utah def. Cleveland St., 25-14, 25-21, 25-12](#)  
[Purdue def. High Point, 25-21, 14-25, 25-22, 25-12](#)  
[NC State def. Oregon St., 25-18, 19-25, 25-21, 21-25, 25-12](#)  
[Texas def. Fairfield, 25-16, 25-18, 25-17](#)  
[Minnesota def. North Dakota, 25-20, 25-15, 25-21](#)  
[UNI def. Louisville, 25-21, 25-15, 27-25](#)  
[San Diego def. LSU, 25-22, 24-26, 25-23, 25-21](#)  
[Southern California def. Central Ark., 22-25, 25-23, 25-18, 25-12](#)  
[UCLA def. Austin Peay, 25-10, 25-12, 25-15](#)  
[Cal Poly def. Denver, 25-20, 25-13, 25-15](#)  
[Miami \(FL\) def. Col. of Charleston, 25-21, 21-25, 25-20, 25-15](#)  
[Florida def. Alabama St., 25-9, 25-13, 25-9](#)

## Second Round

[Penn St. def. Pittsburgh, 25-20, 23-25, 25-22, 25-19](#)  
[Missouri def. Wichita St., 25-23, 25-22, 21-25, 26-24](#)  
[Michigan St. def. Creighton, 25-23, 19-25, 25-20, 25-16](#)  
[Illinois def. Washington, 25-22, 17-25, 20-25, 25-17, 15-9](#)  
[Nebraska def. Washington St., 25-13, 25-13, 25-18](#)  
[Colorado def. Baylor, 25-12, 25-22, 25-20](#)  
[BYU def. Oregon, 25-20, 25-21, 25-19](#)  
[Kentucky def. Western Ky., 16-25, 22-25, 25-19, 25-21, 15-12](#)  
[Stanford def. Colorado St., 25-14, 25-15, 25-9](#)  
[Wisconsin def. Iowa St., 25-22, 25-20, 25-23](#)  
[Utah def. Purdue, 25-23, 25-19, 13-25, 27-25](#)  
[Texas def. NC State, 25-18, 25-15, 25-21](#)  
[Minnesota def. UNI, 25-18, 20-25, 25-19, 25-17](#)  
[Southern California def. San Diego, 25-22, 24-26, 25-22, 15-11](#)  
[UCLA def. Cal Poly, 26-28, 25-19, 25-16, 25-18](#)  
[Florida def. Miami \(FL\), 25-14, 19-25, 25-11,](#)

## 25-23

## Regional Semifinals

[Penn St. def. Missouri, 25-17, 25-18, 25-19](#)  
[Michigan St. def. Illinois, 25-23, 18-25, 25-17, 29-27](#)  
[Nebraska def. Colorado, 25-19, 25-11, 25-21](#)  
[Kentucky def. BYU, 20-25, 25-17, 22-25, 25-18, 15-9](#)  
[Stanford def. Wisconsin, 22-25, 25-20, 25-21, 25-19](#)  
[Texas def. Utah, 25-10, 16-25, 24-26, 25-21, 16-14](#)  
[Southern California def. Minnesota, 25-23, 28-26, 25-16](#)  
[Florida def. UCLA, 23-25, 25-17, 25-17, 25-17](#)

## Regional Finals

[Florida def. Southern California, 25-23, 20-25, 18-25, 26-24, 15-11](#)  
[Stanford def. Texas, 25-21, 25-21, 25-21](#)  
[Penn St. def. Michigan St., 25-23, 25-17, 28-26](#)  
[Nebraska def. Kentucky, 25-19, 25-22, 25-27, 25-22](#)

## Semifinals

[Nebraska def. Penn St., 25-18, 23-25, 24-16, 28-26, 15-11](#)  
[Florida def. Stanford, 25-22, 25-21, 18-25, 18-25, 15-10](#)

## Championships

[Nebraska def. Florida, 25-22, 25-17, 18-25, 25-16](#)  
*\*Missouri St. appearance vacated by the NCAA Committee on Infractions*

# 2018

## First Round

[Stanford def. Alabama St. 3-0 \(25-10, 25-17, 25-15\)](#)  
[LMU \(CA\) def. Duke 3-0 \(25-16, 25-22, 25-16\)](#)  
[Tennessee def. Colorado St. 3-2 \(26-28, 20-25, 25-18, 25-21, 15-12\)](#)  
[Washington St. def. Northern Ariz. 3-1 \(25-23, 25-15, 22-25, 25-21\)](#)  
[Creighton def. South Dakota 3-0 \(25-14, 25-14, 25-22\)](#)  
[Washington def. Saint Mary's \(CA\) 3-1 \(25-22, 25-17, 24-26, 25-22\)](#)  
[Syracuse def. Yale 3-0 \(25-22, 25-21, 25-16\)](#)  
[Penn St. def. Howard 3-0 \(25-9, 25-9, 25-8\)](#)  
[Texas def. SFA 3-0 \(25-14, 25-17, 25-21\)](#)  
[Texas St. def. Rice 3-1 \(23-25, 25-22, 25-22, 27-25\)](#)  
[Michigan def. Navy 3-0 \(25-23, 25-20, 25-10\)](#)  
[Pittsburgh def. Iona 3-0 \(26-24, 25-18, 25-15\)](#)  
[FGCU def. UCF 3-2 \(17-25, 25-22, 25-23, 14-25, 15-7\)](#)  
[Florida def. Florida St. 3-0 \(25-21, 25-20, 25-13\)](#)  
[Utah def. Denver 3-0 \(25-23, 25-18, 27-25\)](#)  
[BYU def. Stony Brook 3-0 \(25-20, 25-13, 25-12\)](#)  
[Illinois def. Eastern Mich. 3-0 \(25-14, 25-9, 25-20\)](#)  
[Louisville def. Dayton 3-0 \(25-21, 25-23, 25-21\)](#)  
[Cincinnati def. Illinois St. 3-0 \(25-19, 25-22, 25-22\)](#)  
[Marquette def. High Point 3-0 \(25-11, 25-19, 25-15\)](#)  
[Southern California def. Samford 3-0 \(25-18, 25-19, 25-14\)](#)  
[San Diego def. Cal Poly 3-1 \(25-19, 25-18, 23-25, 25-22\)](#)  
[Pepperdine def. UNI 3-2 \(25-22, 25-21, 19-25, 20-25, 15-13\)](#)  
[Wisconsin def. Green Bay 3-0 \(25-9, 27-25, 25-15\)](#)  
[Nebraska def. Hofstra 3-0 \(25-19, 25-12, 25-16\)](#)  
[Missouri def. Arizona 3-0 \(25-17, 25-22, 25-18\)](#)  
[Purdue def. ETSU 3-0 \(25-23, 25-7, 25-18\)](#)  
[Kentucky def. Murray St. 3-0 \(25-18, 25-17, 25-19\)](#)

[Oregon def. New Mexico St. 3-1 \(25-22, 18-25, 25-21, 25-11\)](#)  
[Baylor def. Hawaii 3-2 \(23-25, 23-25, 25-14, 26-24, 16-14\)](#)  
[South Carolina def. Colorado 3-2 \(34-32, 19-25, 25-12, 13-25, 15-13\)](#)  
[Minnesota def. Bryant 3-0 \(25-10, 25-16, 25-21\)](#)

#### Second Round

[Stanford def. LMU \(CA\) 3-0 \(25-20, 25-15, 25-17\)](#)  
[Washington St. def. Tennessee 3-1 \(30-28, 25-18, 19-25, 25-13\)](#)  
[Washington def. Creighton 3-0 \(25-19, 25-21, 25-23\)](#)  
[Penn St. def. Syracuse 3-0 \(25-13, 25-20, 25-16\)](#)  
[Texas def. Texas St. 3-0 \(25-14, 25-17, 25-14\)](#)  
[Michigan def. Pittsburgh 3-2 \(19-25, 25-22, 25-17, 21-25, 15-9\)](#)  
[Florida def. FGCU 3-0 \(25-17, 25-13, 25-17\)](#)  
[BYU def. Utah 3-0 \(25-16, 25-21, 25-18\)](#)  
[Illinois def. Louisville 3-1 \(25-22, 26-28, 25-17, 25-18\)](#)  
[Marquette def. Cincinnati 3-0 \(25-19, 25-21, 25-16\)](#)  
[San Diego def. Southern California 3-0 \(27-25, 25-21, 25-19\)](#)  
[Wisconsin def. Pepperdine 3-1 \(25-16, 25-12, 15-25, 25-13\)](#)  
[Nebraska def. Missouri 3-0 \(25-14, 25-22, 25-18\)](#)  
[Kentucky def. Purdue 3-0 \(25-20, 25-21, 25-14\)](#)  
[Oregon def. Baylor 3-2 \(25-18, 13-25, 25-17, 22-25, 15-13\)](#)  
[Minnesota def. South Carolina 3-0 \(25-12, 25-15, 25-15\)](#)

#### Regional Semifinals

[Stanford def. Washington St. 3-1 \(25-17, 24-26, 25-14, 25-19\)](#)  
[Penn St. def. Washington 3-0 \(26-24, 25-21, 25-21\)](#)  
[Texas def. Michigan 3-1 \(25-10, 27-29, 29-27, 25-19\)](#)  
[BYU def. Florida 3-1 \(23-25, 25-13, 25-17, 25-19\)](#)  
[Illinois def. Marquette 3-0 \(25-19, 25-21, 25-16\)](#)  
[Wisconsin def. San Diego 3-0 \(25-13, 25-16, 25-10\)](#)  
[Nebraska def. Kentucky 3-0 \(25-17, 25-20, 25-23\)](#)  
[Oregon def. Minnesota 3-1 \(21-25, 41-39, 25-14, 26-24\)](#)

#### Regional Finals

[Stanford def. Penn St. 3-1 \(18-25, 25-23, 25-20, 25-16\)](#)  
[BYU def. Texas 3-0 \(25-23, 25-23, 25-21\)](#)  
[Illinois def. Wisconsin 3-1 \(25-19, 15-25, 25-22, 25-23\)](#)  
[Nebraska def. Oregon 3-0 \(25-22, 25-23, 25-17\)](#)

#### Semifinals

##### Dec. 13 at Minneapolis

[Nebraska def. Illinois 3-2 \(22-15, 16-25, 25-23, 25-20, 15-11\)](#)  
[Stanford def. BYU 3-0 \(25-15, 25-15, 25-18\)](#)

#### Championship

##### Dec. 15 at Minneapolis

[Stanford def. Nebraska 3-2 \(28-26, 22-25, 25-16, 15-25, 15-12\)](#)

## 2019

#### First Round

[UCF def. Florida St. 3-2 \(25-19, 20-25, 20-25, 25-18, 15-8\)](#)  
[UC Santa Barbara def. Texas St. 3-1 \(25-21, 25-21, 20-25, 25-14\)](#)  
[Rice def. Oklahoma 3-0 \(25-18, 25-22, 25-19\)](#)  
[Louisville def. Samford 3-0 \(25-21, 25-12, 25-22\)](#)  
[Florida def. Alabama St. 3-0 \(25-10, 25-16, 25-20\)](#)  
[Texas A&M def. St. John's \(NY\) 3-0 \(27-25,](#)

[25-21, 25-12\)](#)  
[Texas def. UAlbany 3-0 \(25-9, 25-16, 25-15\)](#)  
[Western Ky. def. Kennesaw St. 3-0 \(25-23, 25-20, 25-23\)](#)  
[Cincinnati def. VCU 3-1 \(20-25, 25-22, 25-19, 25-23\)](#)  
[Marquette def. Dayton 3-0 \(25-23, 25-19, 25-22\)](#)  
[Michigan def. Northern Ky. 3-0 \(25-22, 25-15, 25-22\)](#)  
[Creighton def. Iowa St. 3-0 \(25-22, 25-15, 25-19\)](#)  
[UCLA def. Notre Dame 3-0 \(25-16, 25-19, 25-20\)](#)  
[Towson def. American 3-2 \(25-23, 15-25, 25-22, 22-25, 15-12\)](#)  
[Missouri def. UNI 3-0 \(25-11, 25-13, 25-14\)](#)  
[Utah def. Illinois 3-2 \(25-23, 24-26, 25-27, 25-23, 15-10\)](#)  
[Southern California def. SFA 3-0 \(25-18, 25-19, 25-16\)](#)  
[Pittsburgh def. Howard 3-0 \(25-9, 25-21, 25-14\)](#)  
[Purdue def. Wright St. 3-0 \(25-9, 25-22, 25-11\)](#)  
[Kentucky def. Southeast Mo. St. 3-0 \(25-20, 25-15, 25-19\)](#)  
[Cal Poly def. Georgia 3-2 \(23-25, 22-25, 25-20, 25-22, 15-10\)](#)  
[Penn St. def. Princeton 3-0 \(25-21, 25-20, 25-19\)](#)  
[South Carolina def. Colorado St. 3-2 \(27-25, 17-25, 25-22, 14-25, 18-16\)](#)

[Baylor def. Sacred Heart 3-0 \(25-20, 25-18, 25-8\)](#)  
[Nebraska def. Ball St. 3-0 \(25-13, 25-18, 25-10\)](#)  
[Minnesota def. Fairfield 3-0 \(25-13, 25-14, 25-11\)](#)  
[Wisconsin def. Illinois St. 3-0 \(25-13, 25-14, 26-24\)](#)  
[BYU def. New Mexico St. 3-0 \(25-7, 25-23, 25-19\)](#)  
[San Diego def. Washington St. 3-1 \(25-21, 22-25, 25-19, 25-14\)](#)  
[Stanford def. Denver 3-0 \(25-20, 25-11, 25-15\)](#)  
[Washington def. Winthrop 3-0 \(25-23, 25-10, 25-10\)](#)  
[Hawaii def. Northern Colo. 3-1 \(26-24, 24-26, 25-8, 25-15\)](#)

#### Second Round

[Louisville def. Western Ky. 3-2 \(21-25, 25-21, 25-22, 21-25, 15-5\)](#)  
[Florida def. UCF 3-0 \(25-21, 25-18, 25-17\)](#)  
[Texas A&M def. Rice 3-1 \(26-28, 32-30, 25-20, 25-15\)](#)  
[Texas def. UC Santa Barbara 3-2 \(25-22, 19-25, 18-25, 25-18, 15-10\)](#)  
[Kentucky def. Michigan 3-0 \(25-19, 25-19, 25-20\)](#)  
[Penn St. def. Towson 3-1 \(22-25, 25-16, 25-17, 25-20\)](#)  
[Cincinnati def. Pittsburgh 3-2 \(24-26, 25-21, 16-25, 25-21, 15-13\)](#)  
[Purdue def. Marquette 3-1 \(22-25, 25-16, 25-17, 25-13\)](#)  
[Minnesota def. Creighton 3-2 \(25-13, 19-25, 15-25, 26-24, 15-10\)](#)  
[Nebraska def. Missouri 3-1 \(20-25, 25-20, 32-30, 25-18\)](#)  
[Utah def. BYU 3-0 \(25-15, 25-15, 25-15\)](#)  
[Baylor def. Southern California 3-0 \(25-23, 25-17, 25-22\)](#)  
[Wisconsin def. UCLA 3-0 \(25-18, 25-21, 25-14\)](#)  
[Stanford def. Cal Poly 3-0 \(25-13, 25-16, 25-17\)](#)  
[Washington def. South Carolina 3-0 \(25-23, 26-24, 25-8\)](#)  
[Hawaii def. San Diego 3-0 \(25-23, 25-21, 25-21\)](#)

#### Regional Semifinals

[Baylor def. Purdue 3-1 \(25-12, 23-25, 25-15, 25-17\)](#)  
[Washington def. Kentucky 3-1 \(25-16, 26-24, 15-25, 25-22\)](#)  
[Louisville def. Texas 3-2 \(25-22, 25-22, 17-25, 18-25, 15-12\)](#)  
[Nebraska def. Hawaii 3-0 \(29-27, 25-22, 25-19\)](#)  
[Wisconsin def. Texas A&M 3-0 \(25-20, 25-17,](#)

[25-23\)](#)  
[Minnesota def. Florida 3-2 \(23-25, 25-14, 16-25, 25-15, 15-11\)](#)  
[Penn St. def. Cincinnati 3-2 \(20-25, 25-17, 23-25, 25-12, 15-11\)](#)  
[Stanford def. Utah 3-2 \(22-25, 25-14, 25-10, 12-25, 15-11\)](#)

#### Regional Finals

[Baylor def. Washington 3-1 \(25-20, 21-25, 25-19, 25-18\)](#)  
[Minnesota def. Louisville 3-0 \(25-21, 25-14, 25-16\)](#)  
[Wisconsin def. Nebraska 3-0 \(25-18, 25-22, 25-19\)](#)  
[Stanford def. Penn St. 3-0 \(25-22, 25-15, 25-17\)](#)

#### Semifinals

##### Dec. 19 at Pittsburgh

[Wisconsin def. Baylor 3-1 \(25-27, 25-21, 25-17, 25-19\)](#)  
[Stanford def. Minnesota 3-0 \(25-19, 25-22, 25-22\)](#)

#### Championship

##### Dec. 21 at Pittsburgh

[Stanford def. Wisconsin 3-0 \(25-16, 25-17, 25-20\)](#)

## 2020

#### First Round

[Weber St. def. Bowling Green 3-1 \(25-18, 22-25, 25-22, 25-21\)](#)  
[UCLA def. Rider 3-0 \(25-12, 25-8, 25-9\)](#)  
[Missouri def. South Dakota 3-0 \(25-21, 25-17, 25-15\)](#)  
[Morehead St. def. Creighton 3-2 \(22-25, 25-23, 25-23, 14-25, 15-13\)](#)  
[Texas St. def. Utah Valley 3-1 \(25-21, 25-16, 20-25, 25-22\)](#)  
[Pepperdine def. UMBC 3-0 \(25-7, 25-22, 26-24\)](#)  
[N.C. A&T def. Rice \(no contest, N.C. A&T advances\)](#)  
[Wright St. def. Samford 3-0 \(25-20, 25-12, 25-15\)](#)  
[Georgia Tech def. Lipscomb 3-1 \(25-21, 16-25, 25-21, 25-19\)](#)  
[Pittsburgh def. LIU 3-0 \(26-24, 25-11, 25-10\)](#)  
[San Diego def. A&M-Corpus Christi 3-0 \(25-13, 25-15, 25-18\)](#)  
[Dayton def. Towson 3-0 \(25-15, 25-16, 25-16\)](#)  
[High Point def. UCF 3-2 \(22-25, 25-19, 25-21, 23-25, 15-11\)](#)  
[Notre Dame def. Army West Point 3-1 \(23-25, 25-22, 25-17, 25-11\)](#)  
[Western Ky. def. Jackson St. 3-0 \(25-12, 25-16, 25-12\)](#)  
[UNLV def. Illinois St. 3-1 \(25-21, 25-21, 20-25, 25-17\)](#)

#### Second Round

[Wisconsin def. Weber St. 3-0 \(25-17, 25-19, 25-15\)](#)  
[BYU def. UCLA 3-0 \(26-24, 31-29, 25-17\)](#)  
[Ohio St. def. Missouri 3-0 \(25-17, 25-20, 25-21\)](#)  
[Florida def. Morehead St. 3-0 \(25-14, 25-19, 25-19\)](#)  
[Nebraska def. Texas St. 3-0 \(25-18, 25-17, 25-20\)](#)  
[Baylor def. Pepperdine 3-2 \(25-21, 22-25, 17-25, 27-25, 15-10\)](#)  
[Penn St. def. N.C. A&T 3-0 \(25-11, 25-19, 25-15\)](#)  
[Texas def. Wright St. 3-0 \(25-12, 25-16, 25-16\)](#)  
[Minnesota def. Georgia Tech 3-0 \(25-19, 25-21, 25-18\)](#)  
[Pittsburgh def. Utah 3-0 \(25-16, 25-18, 25-19\)](#)  
[Louisville def. San Diego 3-1 \(14-25, 25-23, 25-17, 29-27\)](#)  
[Washington def. Dayton 3-2 \(25-18, 25-23, 24-26, 21-25, 15-11\)](#)  
[Purdue def. High Point 3-0 \(26-24, 25-18, 25-19\)](#)  
[Oregon def. Notre Dame 3-0 \(25-17, 25-22, 25-13\)](#)

[Western Ky. def. Washington St. 3-2 \(25-22, 25-20, 21-25, 17-25, 15-10\)](#)

[Kentucky def. UNLV 3-0 \(25-16, 25-19, 25-18\)](#)

#### Regional Semifinals

[Wisconsin def. BYU 3-0 \(25-20, 25-17, 25-12\)](#)

[Florida def. Ohio St. 3-1 \(23-25, 25-18, 30-28, 25-16\)](#)

[Nebraska def. Baylor 3-0 \(25-21, 25-17, 25-19\)](#)

[Texas def. Penn St. 3-1 \(23-25, 25-18, 30-28, 25-17\)](#)

[Pittsburgh def. Minnesota 3-2 \(21-25, 25-23, 20-25, 25-21, 15-11\)](#)

[Washington def. Louisville 3-2 \(25-23, 21-25, 21-25, 25-14, 15-13\)](#)

[Purdue def. Oregon 3-1 \(25-17, 25-16, 22-25, 26-24\)](#)

[Kentucky def. Western Ky. 3-0 \(25-20, 25-16, 25-10\)](#)

#### Regional Finals

[Wisconsin def. Florida 3-2 \(30-28, 18-25, 25-22, 18-25, 15-12\)](#)

[Texas def. Nebraska 3-1 \(25-22, 19-25, 25-15, 25-21\)](#)

[Washington def. Pittsburgh 3-2 \(20-25, 21-25, 25-16, 26-24, 15-9\)](#)

[Kentucky def. Purdue 3-0 \(25-23, 25-20, 25-16\)](#)

#### Semifinals

##### April 22 at Omaha

[Texas def. Wisconsin 3-0 \(26-24, 25-19, 25-23\)](#)

[Kentucky def. Washington 3-1 \(25-18, 23-25, 25-23, 25-17\)](#)

##### Championship

##### April 24 at Omaha

[Kentucky def. Texas 3-1 \(20-25, 25-18, 25-23, 25-22\)](#)

## 2021

#### First Round

[Miami \(FL\) def. South Ala. 3-1 \(23-25, 25-20, 29-27, 25-19\)](#)

[Dayton def. Marquette 3-1 \(25-20, 25-21, 24-26, 25-23\)](#)

[Rice def. San Diego 3-0 \(25-20, 25-19, 25-20\)](#)

[Kansas def. Oregon 3-0 \(25-21, 25-21, 25-8\)](#)

[Washington St. def. Northern Colo. 3-0 \(25-17, 25-15, 25-20\)](#)

[Purdue def. Illinois St. 3-0 \(25-21, 25-17, 25-11\)](#)

[Florida def. Florida A&M 3-0 \(25-11, 25-14, 25-8\)](#)

[Creighton def. Ole Miss 3-0 \(25-21, 25-15, 25-13\)](#)

[Texas def. Sacred Heart 3-0 \(25-19, 25-17, 25-19\)](#)

[Baylor def. A&M Corpus Christi 3-0 \(25-22, 25-12, 26-24\)](#)

[Ball St. def. Michigan 3-2 \(25-17, 22-25, 25-18, 27-25, 15-8\)](#)

[Penn St. def. Towson 3-1 \(25-11, 25-27, 25-20, 25-21\)](#)

[Western Ky. def. South Carolina 3-0 \(25-20, 25-13, 25-19\)](#)

[Tennessee def. North Carolina 3-1 \(25-20, 25-19, 24-26, 25-15\)](#)

[Illinois def. West Virginia 3-1 \(23-25, 25-12, 25-22, 25-20\)](#)

[Florida St. def. Kansas St. 3-0 \(25-20, 25-16, 25-17\)](#)

[Stanford def. Iowa St. 3-1 \(25-19, 23-25, 25-18, 25-17\)](#)

[FGCU def. Texas Tech 3-2 \(14-25, 16-25, 25-23, 25-15, 15-7\)](#)

[Utah def. Utah Valley 3-1 \(25-16, 22-25, 23-25, 15-25\)](#)

[Pittsburgh def. UMBC 3-0 \(25-23, 25-13, 25-18\)](#)

[Louisville def. UIC 3-0 \(25-11, 25-20, 25-11\)](#)

[Georgia Tech def. The Citadel 3-0 \(25-21, 25-15, 28-26\)](#)

[Ohio St. def. Howard 3-0 \(25-12, 25-7, 25-10\)](#)

[Hawaii def. Mississippi St. 3-2 \(17-25, 25-14,](#)

[25-13, 21-25, 15-11\)](#)

[Kentucky def. Southeast Mo. St. 3-0 \(25-15, 25-14, 25-19\)](#)

[UCF def. Pepperdine 3-1 \(25-19, 25-23, 24-26, 25-22\)](#)

[Wisconsin def. Colgate 3-0 \(25-12, 25-15, 25-14\)](#)

[Nebraska def. Campbell 3-0 \(25-14, 25-14, 25-17\)](#)

[Minnesota def. South Dakota 3-0 \(25-19, 25-22, 25-17\)](#)

[BYU def. Boise St. 3-0 \(25-6, 25-19, 25-10\)](#)

[UCLA def. Fairfield 3-0 \(29-27, 25-23, 26-24\)](#)

[Washington def. Brown 3-0 \(25-15, 25-13, 25-20\)](#)

#### Second Round

[Purdue def. Dayton 3-2 \(25-27, 19-25, 25-15, 25-6, 15-5\)](#)

[Florida def. Miami \(FL\) 3-0 \(25-15, 25-20, 25-16\)](#)

[Baylor def. Washington St. 3-0 \(27-25, 25-21, 25-20\)](#)

[Kansas def. Creighton 3-1 \(25-13, 26-24, 19-25, 25-22\)](#)

[Texas def. Rice 3-0 \(25-21, 25-23, 25-19\)](#)

[Illinois def. Kentucky 3-1 \(25-22, 20-25, 25-10, 25-21\)](#)

[Ohio St. def. Tennessee 3-1 \(25-18, 14-25, 25-21, 25-21\)](#)

[Louisville def. Ball St. 3-0 \(29-27, 25-11, 25-19\)](#)

[Wisconsin def. FGCU 3-0 \(25-17, 25-20, 25-15\)](#)

[Pittsburgh def. Penn St. 3-1 \(25-22, 23-25, 25-22, 25-23\)](#)

[Minnesota def. Stanford 3-0 \(25-20, 25-18, 25-17\)](#)

[Nebraska def. Florida St. 3-0 \(25-20, 25-22, 25-17\)](#)

[BYU def. Utah 3-1 \(17-25, 25-22, 25-23, 25-23\)](#)

[UCLA def. UCF 3-2 \(25-27, 25-13, 19-25, 25-22, 15-7\)](#)

[Georgi Tech def. Western Ky. 3-0 \(25-21, 25-18, 25-23\)](#)

[Washington def. Hawaii 3-0 \(25-16, 25-14, 25-13\)](#)

#### Regional Semifinals

[Purdue def. BYU 3-2 \(25-12, 16-25, 21-25, 25-13, 18-16\)](#)

[Pittsburgh def. Kansas 3-0 \(25-19, 25-21, 25-18\)](#)

[Louisville def. Florida 3-0 \(25-16, 25-22, 25-12\)](#)

[Minnesota def. Baylor 3-2 \(26-28, 25-22, 20-25, 25-23, 15-10\)](#)

[Georgia Tech def. Ohio St. 3-0 \(25-22, 26-24, 25-21\)](#)

[Wisconsin def. UCLA 3-0 \(25-16, 25-18, 25-17\)](#)

[Texas def. Washington 3-2 \(19-25, 20-25, 25-22, 25-9, 15-9\)](#)

[Nebraska def. Illinois 3-0 \(25-12, 25-21, 25-17\)](#)

[Pittsburgh def. Kansas 3-0 \(25-12, 25-21, 25-17\)](#)

[Pittsburgh def. Kansas 3-0 \(25-12, 25-21, 25-17\)](#)

[Pittsburgh def. Kansas 3-0 \(25-12, 25-21, 25-17\)](#)

[Pittsburgh def. Kansas 3-0 \(25-12, 25-21, 25-17\)](#)

[Pittsburgh def. Kansas 3-0 \(25-12, 25-21, 25-17\)](#)

[Pittsburgh def. Kansas 3-0 \(25-12, 25-21, 25-17\)](#)

[Pittsburgh def. Kansas 3-0 \(25-12, 25-21, 25-17\)](#)

[Pittsburgh def. Kansas 3-0 \(25-12, 25-21, 25-17\)](#)

[Pittsburgh def. Kansas 3-0 \(25-12, 25-21, 25-17\)](#)

[Pittsburgh def. Kansas 3-0 \(25-12, 25-21, 25-17\)](#)

[Pittsburgh def. Kansas 3-0 \(25-12, 25-21, 25-17\)](#)

[Pittsburgh def. Kansas 3-0 \(25-12, 25-21, 25-17\)](#)

[25-17\)](#)

[Marquette def. Ball St. 3-0 \(25-20, 25-17, 25-17\)](#)

[Ohio St. def. Tennessee St. 3-0 \(25-10, 25-14, 25-15\)](#)

[Southern California def. High Point 3-0 \(25-19, 25-19, 25-20\)](#)

[UNI def. Florida St. 3-0 \(26-24, 25-19, 25-21\)](#)

[Minnesota def. Southeastern La. 3-0 \(25-21, 25-18, 25-14\)](#)

[San Diego def. Northern Colo. 3-1 \(25-21, 25-14, 21-25, 25-11\)](#)

[Washington St. def. UNLV 3-0 \(26-24, 25-19, 25-18\)](#)

[Western Ky. def. Bowling Green 3-0 \(25-20, 25-23, 25-20\)](#)

[Kentucky def. Loyola Chicago 3-0 \(25-17, 25-14, 25-20\)](#)

[Auburn def. Creighton 3-2 \(21-25, 25-21, 25-20, 16-25, 15-11\)](#)

[Houston def. South Dakota 3-2 \(25-14, 25-19, 18-25, 23-25, 15-11\)](#)

[LSU def. Hawaii 3-1 \(21-25, 25-19, 25-20, 25-22\)](#)

[Stanford def. Pepperdine 3-1 \(25-11, 25-18, 18-25, 25-20\)](#)

[Wisconsin def. Quinnipiac 3-0 \(25-15, 25-9, 25-4\)](#)

[TCU def. Washington 3-1 \(25-18, 24-26, 25-20, 25-21\)](#)

[UCF def. Yale 3-0 \(25-22, 25-16, 25-17\)](#)

[Penn St. def. UMBC 3-0 \(25-14, 25-17, 25-12\)](#)

[Florida def. Florida A&M 3-0 \(25-15, 25-15, 25-9\)](#)

[Iowa St. def. FGCU 3-2 \(25-14, 25-19, 23-25, 16-25, 15-12\)](#)

[BYU def. James Madison 3-0 \(25-20, 25-10, 25-15\)](#)

[Pittsburgh def. Colgate 3-0 \(25-16, 25-14, 25-14\)](#)

[Nebraska def. Delaware St. 3-0 \(25-15, 25-9, 25-10\)](#)

[Kansas def. Miami \(FL\) 3-0 \(25-17, 25-18, 25-20\)](#)

[Arkansas def. Utah St. 3-0 \(25-19, 25-14, 25-15\)](#)

[Oregon def. LMU \(CA\) 3-0 \(25-17, 25-22, 25-15\)](#)

[Baylor def. SFA 3-0 \(25-13, 25-18, 25-15\)](#)

[Rice def. Colorado 3-1 \(26-24, 24-26, 25-16, 25-14\)](#)

[Purdue def. Tennessee 3-2 \(14-25, 25-14, 22-25, 25-22, 15-11\)](#)

[Louisville def. Samford 3-0 \(25-9, 25-13, 25-12\)](#)

[Louisville def. Samford 3-0 \(25-9, 25-13, 25-12\)](#)

[Louisville def. Samford 3-0 \(25-9, 25-13, 25-12\)](#)

[Louisville def. Samford 3-0 \(25-9, 25-13, 25-12\)](#)

[Louisville def. Samford 3-0 \(25-9, 25-13, 25-12\)](#)

[Louisville def. Samford 3-0 \(25-9, 25-13, 25-12\)](#)

[Louisville def. Samford 3-0 \(25-9, 25-13, 25-12\)](#)

[Louisville def. Samford 3-0 \(25-9, 25-13, 25-12\)](#)

[Louisville def. Samford 3-0 \(25-9, 25-13, 25-12\)](#)

[Louisville def. Samford 3-0 \(25-9, 25-13, 25-12\)](#)

[Louisville def. Samford 3-0 \(25-9, 25-13, 25-12\)](#)

[Louisville def. Samford 3-0 \(25-9, 25-13, 25-12\)](#)

[Louisville def. Samford 3-0 \(25-9, 25-13, 25-12\)](#)



[25-18\)](#)  
[Stanford def. Houston 3-0 \(26-24, 25-16, 25-17\)](#)  
[Wisconsin def. Penn St. 3-2 \(25-21, 25-19, 23-25, 20-25, 15-8\)](#)  
[Pittsburgh def. Florida 3-1 \(25-20, 25-21, 17-25, 25-22\)](#)  
[Oregon def. Nebraska 3-2 \(14-25, 26-24, 22-25, 32-30, 15-11\)](#)  
[Louisville def. Baylor 3-0 \(25-23, 25-16, 25-17\)](#)

#### **Regional Finals**

[Texas def. Ohio St. 3-1 \(25-18, 21-25, 25-13, 25-21\)](#)  
[San Diego def. Stanford 3-2 \(19-25, 25-22, 19-25, 25-23, 15-9\)](#)  
[Pittsburgh def. Wisconsin 3-2 \(23-25, 25-21, 25-21, 19-25, 15-13\)](#)  
[Louisville def. Oregon 3-2 \(25-23, 23-25, 13-25, 27-25, 15-6\)](#)

#### **Semifinals**

##### **Dec. 15 at Omaha**

[Texas def. San Diego 3-1 \(26-28, 25-16, 25-18, 25-20\)](#)  
[Louisville def. Pittsburgh 3-2 \(25-18, 23-25, 25-22, 22-25, 15-2\)](#)

#### **Championship**

##### **Dec. 17 at Omaha**

[Texas def. Louisville 3-0 \(25-22, 25-14, 26-24\)](#)

## **2023**

#### **First Round**

[Nebraska def. LIU 3-0 \(25-13, 25-16, 25-22\)](#)  
[Missouri def. Delaware 3-0 \(25-17, 25-22, 25-23\)](#)  
[Georgia Tech def. South Alabama 3-1 \(25-19, 22-25, 25-15, 25-12\)](#)  
[Florida def. FGCU 3-0 \(25-18, 25-16, 25-17\)](#)  
[Arkansas def. SFA 3-0 \(25-8, 25-17, 25-23\)](#)  
[TCU def. Florida St. 3-1 \(26-24, 16-25, 25-18, 26-24\)](#)  
[Baylor def. James Madison 3-0 \(25-15, 25-19, 25-19\)](#)  
[Kentucky def. Wofford 3-0 \(25-17, 25-15, 25-16\)](#)  
[Louisville def. Wright St. 3-1 \(22-25, 25-18, 25-20, 25-20\)](#)  
[Western Mich. def. Auburn 3-0 \(25-18, 25-17, 25-19\)](#)  
[Minnesota def. Utah St. 3-0 \(25-17, 25-14, 25-23\)](#)  
[Creighton def. Colgate 3-0 \(25-19, 25-23, 25-20\)](#)  
[Washington St. def. Grand Canyon 3-0 \(25-12, 31-29, 25-17\)](#)  
[Dayton def. Pepperdine 3-2 \(26-28, 26-24, 20-25, 25-14, 15-11\)](#)  
[Southern California def. UMBC 3-0 \(25-18, 25-10, 25-12\)](#)  
[Pittsburgh def. Coppin St. 3-0 \(25-18, 25-14, 25-9\)](#)  
[Wisconsin def. Jackson St. 3-0 \(25-18, 25-9, 25-18\)](#)  
[Miami \(FL\) def. UNI 3-1 \(25-23, 25-19, 20-25, 25-20\)](#)  
[Penn St. def. Yale 3-1 \(25-17, 23-25, 25-22, 25-16\)](#)  
[Kansas def. Omaha 3-0 \(25-16, 25-19, 28-26\)](#)  
[Purdue def. Fairfield 3-0 \(25-17, 25-13, 25-12\)](#)  
[Marquette def. Eastern Ill. 3-0 \(25-19, 25-16, 25-14\)](#)  
[Hawaii def. Iowa St. 3-1 \(16-25, 26-24, 25-18, 25-23\)](#)  
[Oregon def. Southeastern La. 3-0 \(25-16, 25-13, 25-13\)](#)  
[Texas def. Texas A&M 3-1 \(21-25, 25-13, 25-20, 25-20\)](#)  
[SMU def. Texas St. 3-0 \(25-20, 25-19, 25-16\)](#)  
[Western Ky. def. Coastal Carolina \(25-14, 25-20, 25-23\)](#)  
[Tennessee def. High Point 3-0 \(25-20, 25-19, 25-15\)](#)

[BYU def. Weber St. 3-0 \(25-16, 25-16, 27-25\)](#)  
[Arizona St. def. Georgia 3-0 \(25-21, 25-12, 25-20\)](#)  
[Houston def. UC Santa Barbara 3-1 \(21-25, 25-23, 25-16, 25-18\)](#)  
[Stanford def. Fresno St. 3-0 \(25-21, 25-12, 25-15\)](#)

#### **Second Round**

[Nebraska def. Missouri 3-0 \(25-14, 25-19, 25-21\)](#)  
[Georgia Tech def. Florida 3-2 \(22-25, 30-28, 25-21, 18-25, 16-14\)](#)  
[Arkansas def. TCU 3-1 \(25-18, 27-25, 23-25, 25-20\)](#)  
[Kentucky def. Baylor 3-0 \(25-18, 25-22, 25-17\)](#)  
[Louisville def. Western Mich. 3-0 \(26-24, 25-18, 25-22\)](#)  
[Creighton def. Minnesota 3-0 \(25-21, 25-20, 29-27\)](#)  
[Washington St. def. Dayton 3-1 \(25-21, 25-15, 20-25, 25-16\)](#)  
[Pittsburgh def. Southern California 3-1 \(23-25, 25-20, 25-18, 25-18\)](#)  
[Wisconsin def. Miami \(FL\) 3-0 \(25-23, 25-15, 25-17\)](#)  
[Penn St. def. Kansas 3-2 \(25-20, 22-25, 25-21, 13-25, 15-13\)](#)  
[Purdue def. Marquette 3-1 \(25-21, 25-23, 24-26, 26-24\)](#)  
[Oregon def. Hawaii 3-0 \(25-23, 25-12, 25-17\)](#)  
[Texas def. SMU 3-0 \(25-16, 25-14, 25-17\)](#)  
[Tennessee def. Western Ky. 3-0 \(25-20, 25-16, 26-24\)](#)  
[Arizona St. def. BYU 3-0 \(25-20, 25-21, 25-21\)](#)  
[Stanford def. Houston 3-2 \(25-15, 25-20, 22-25, 22-25, 15-7\)](#)

#### **Regional Semifinals**

[Nebraska def. Georgia Tech 3-0 \(25-11, 25-16, 25-21\)](#)  
[Arkansas def. Kentucky 3-2 \(22-25, 25-22, 25-15, 22-25, 15-10\)](#)  
[Louisville def. Creighton 3-2 \(25-21, 14-25, 25-23, 24-26, 15-8\)](#)  
[Pittsburgh def. Washington St. 3-0 \(25-20, 25-13, 25-16\)](#)  
[Wisconsin def. Penn St. 3-1 \(25-11, 28-30, 25-12, 25-18\)](#)  
[Oregon def. Purdue 3-0 \(25-14, 25-19, 29-27\)](#)  
[Texas def. Tennessee 3-2 \(25-19, 20-25, 23-25, 26-24, 16-14\)](#)  
[Stanford def. Arizona St. 3-1 \(22-25, 25-21, 25-20, 25-21\)](#)

#### **Regional Finals**

[Nebraska def. Arkansas 3-1 \(26-24, 25-14, 21-25, 25-23\)](#)  
[Pittsburgh def. Louisville 3-2 \(23-25, 20-25, 25-16, 25-19, 15-7\)](#)  
[Wisconsin def. Oregon 3-1 \(25-22, 25-22, 25-27, 25-18\)](#)  
[Texas def. Stanford 3-1 \(25-16, 25-15, 19-25, 25-22\)](#)

#### **Semifinals**

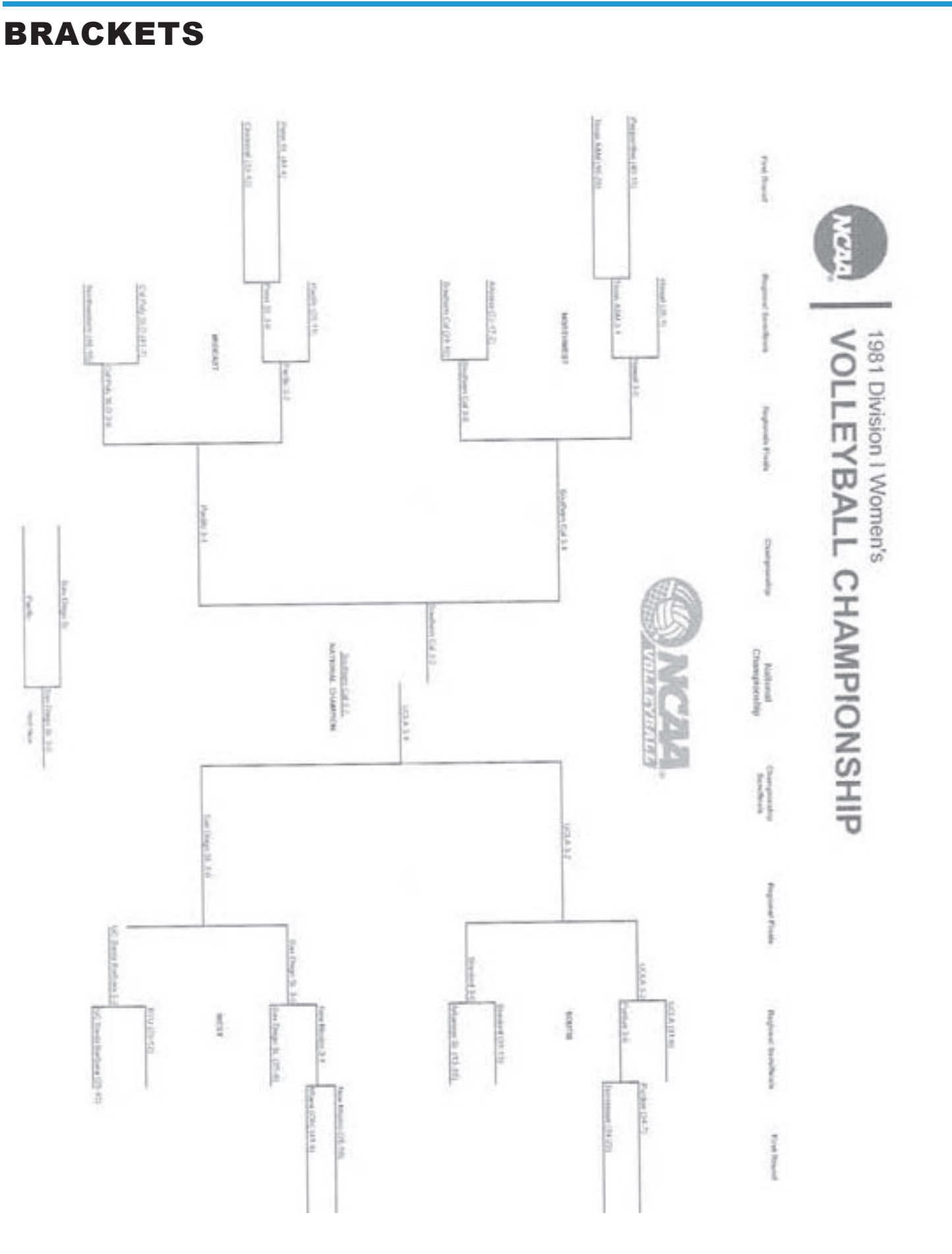
##### **Dec. 14 at Tampa**

[Nebraska def. Pittsburgh 3-0 \(25-20, 25-23, 25-17\)](#)  
[Texas def. Wisconsin 3-1 \(25-22, 20-25, 25-13, 25-22\)](#)

#### **Championship**

##### **Dec. 17 at Tampa**

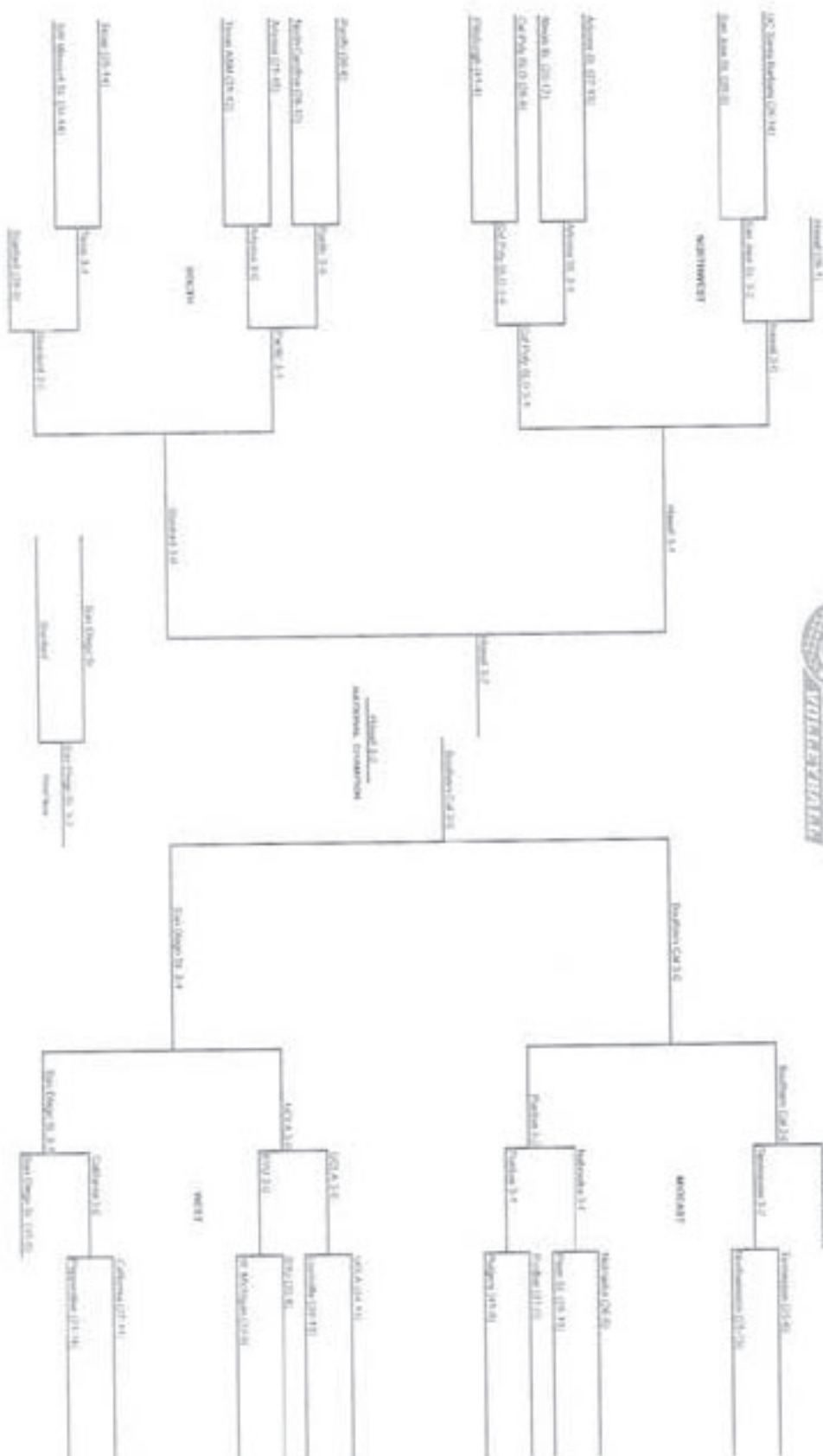
[Texas def. Nebraska 3-0 \(25-22, 25-14, 25-11\)](#)

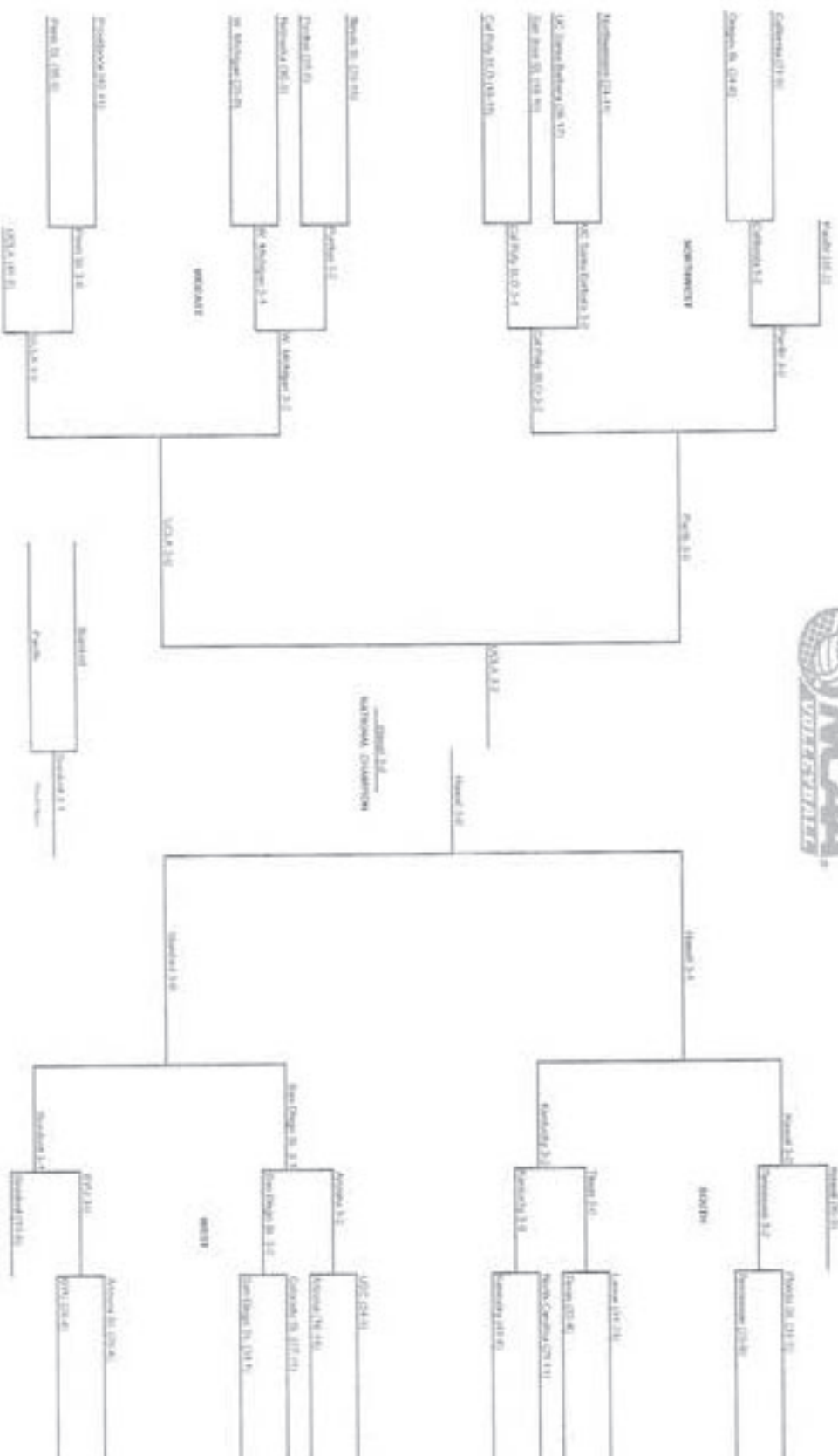




# 1982 Division I Women's VOLLEYBALL CHAMPIONSHIP

Final Round Regional Semifinals Regional Finals Championship Semifinals National Championship Championship Semifinals Regional Finals Regional Semifinals Final Round

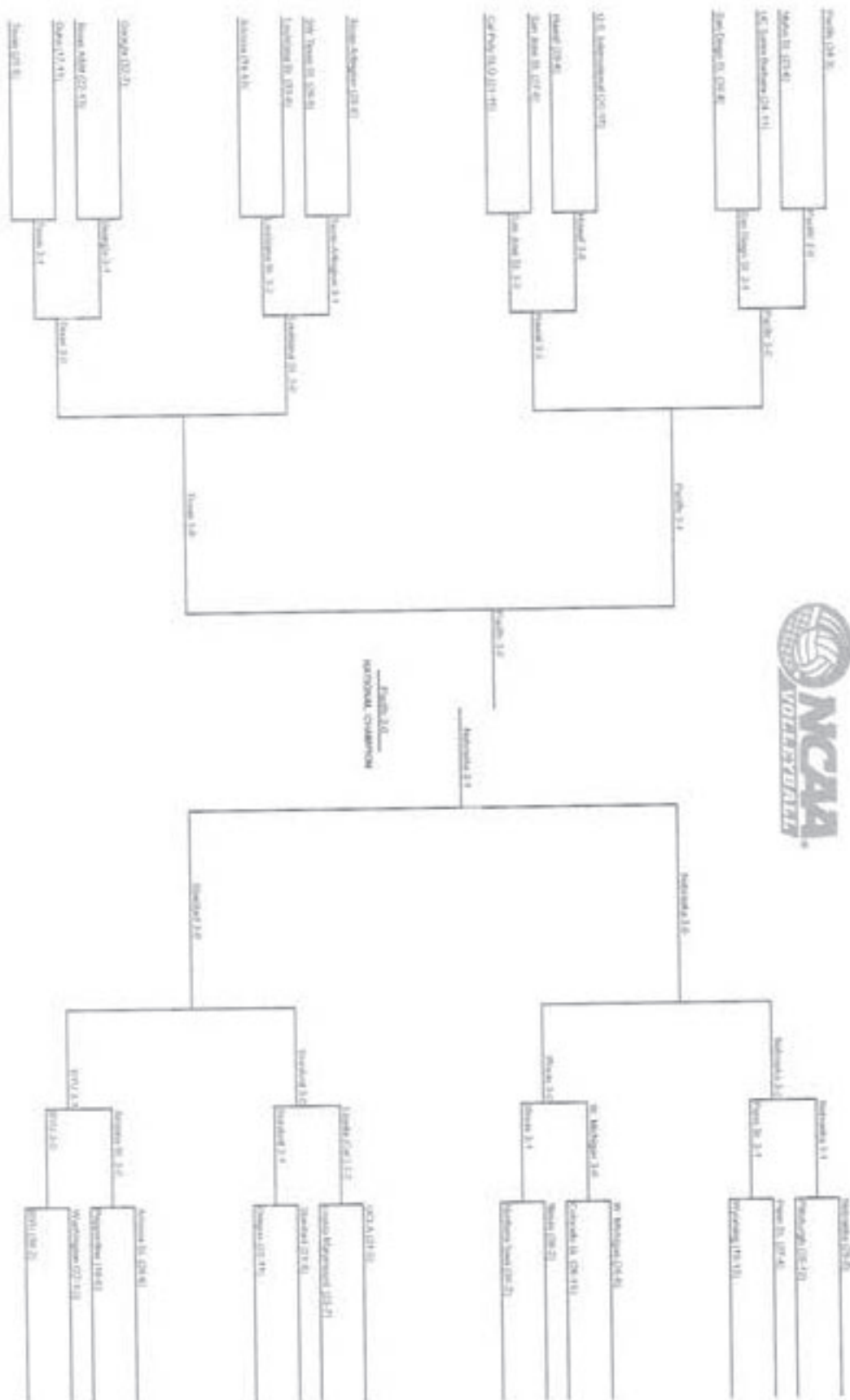








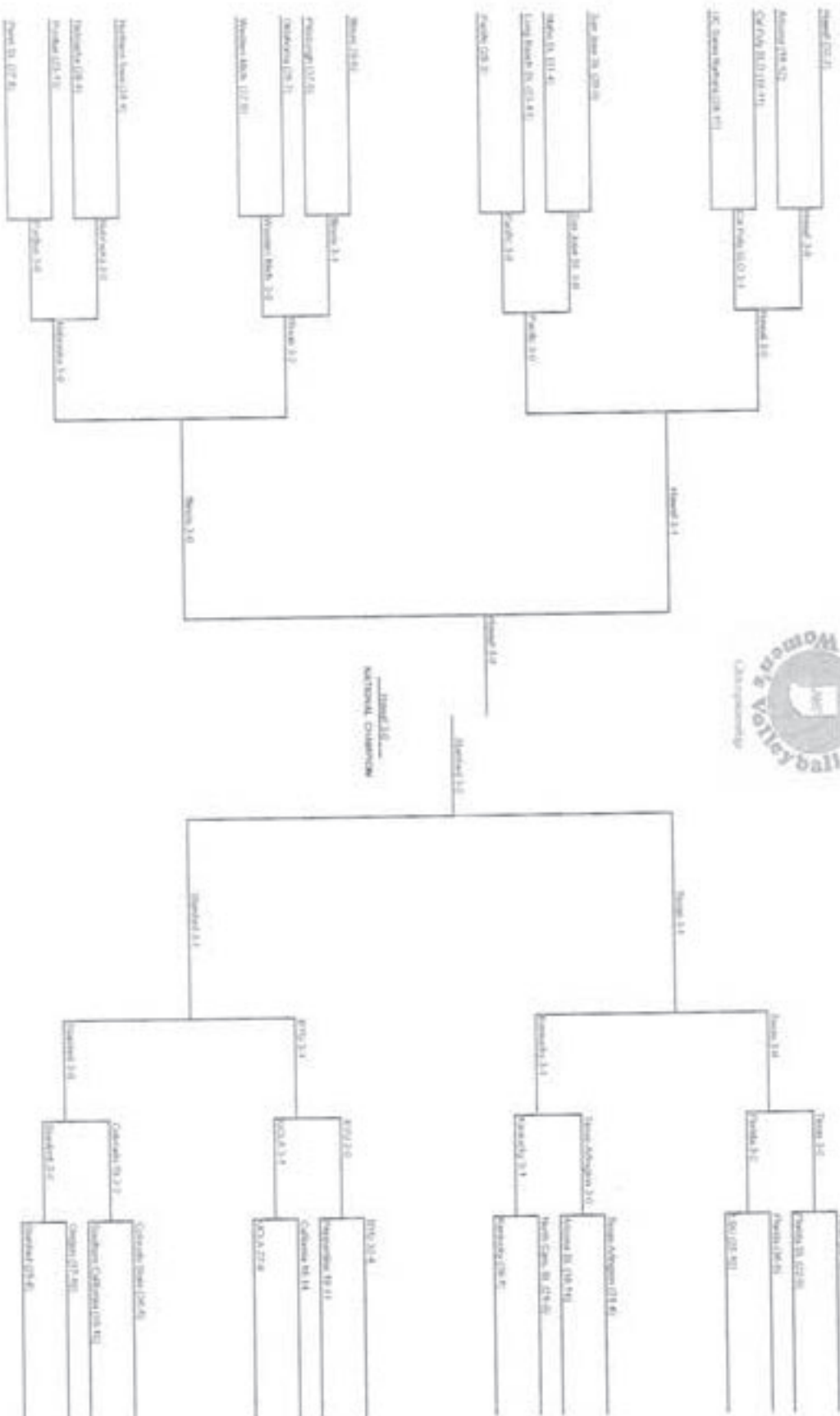






# 1987 Division I Women's VOLLEYBALL CHAMPIONSHIP

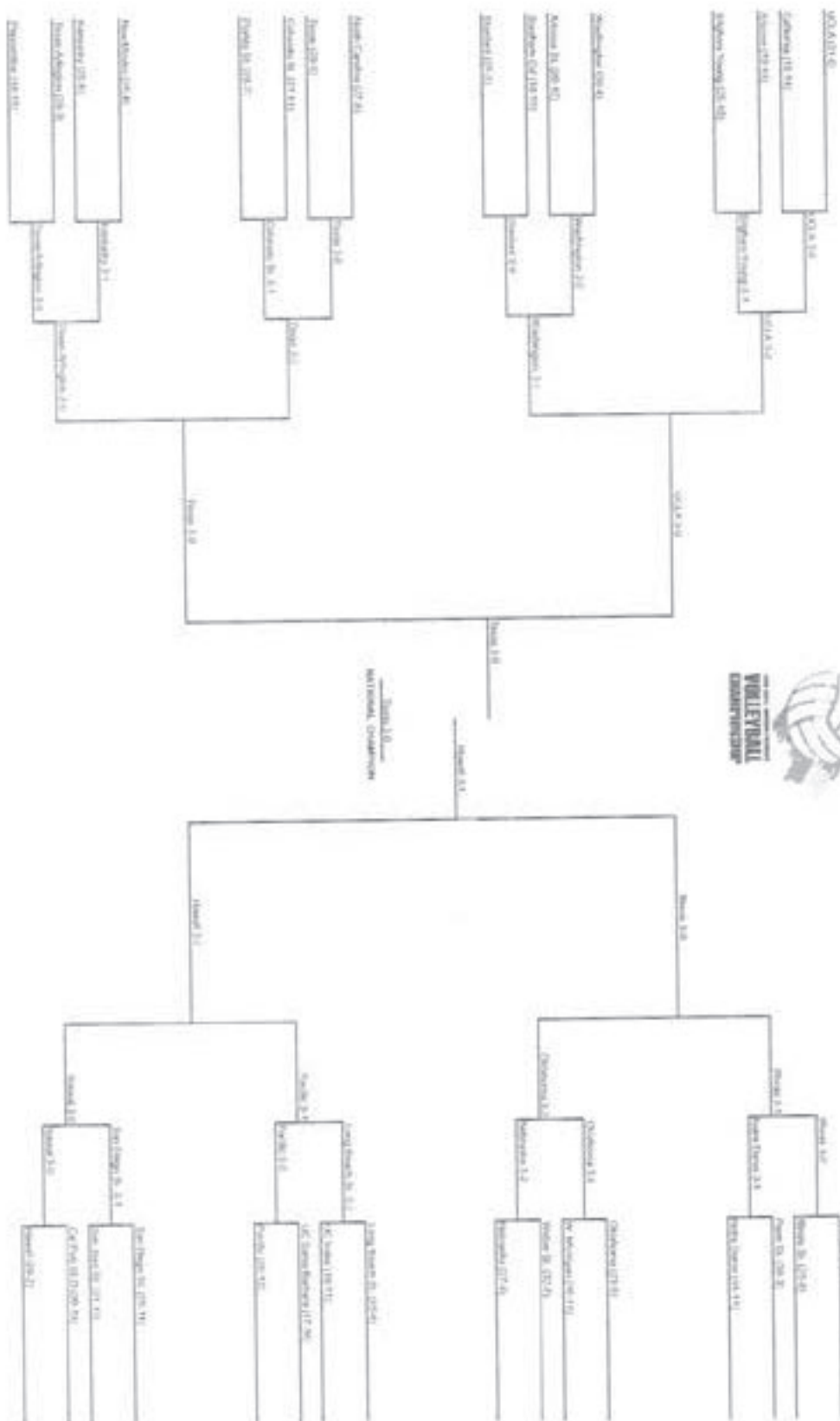
First Round Regional Quarterfinals Championship Semifinals National Championship Finals

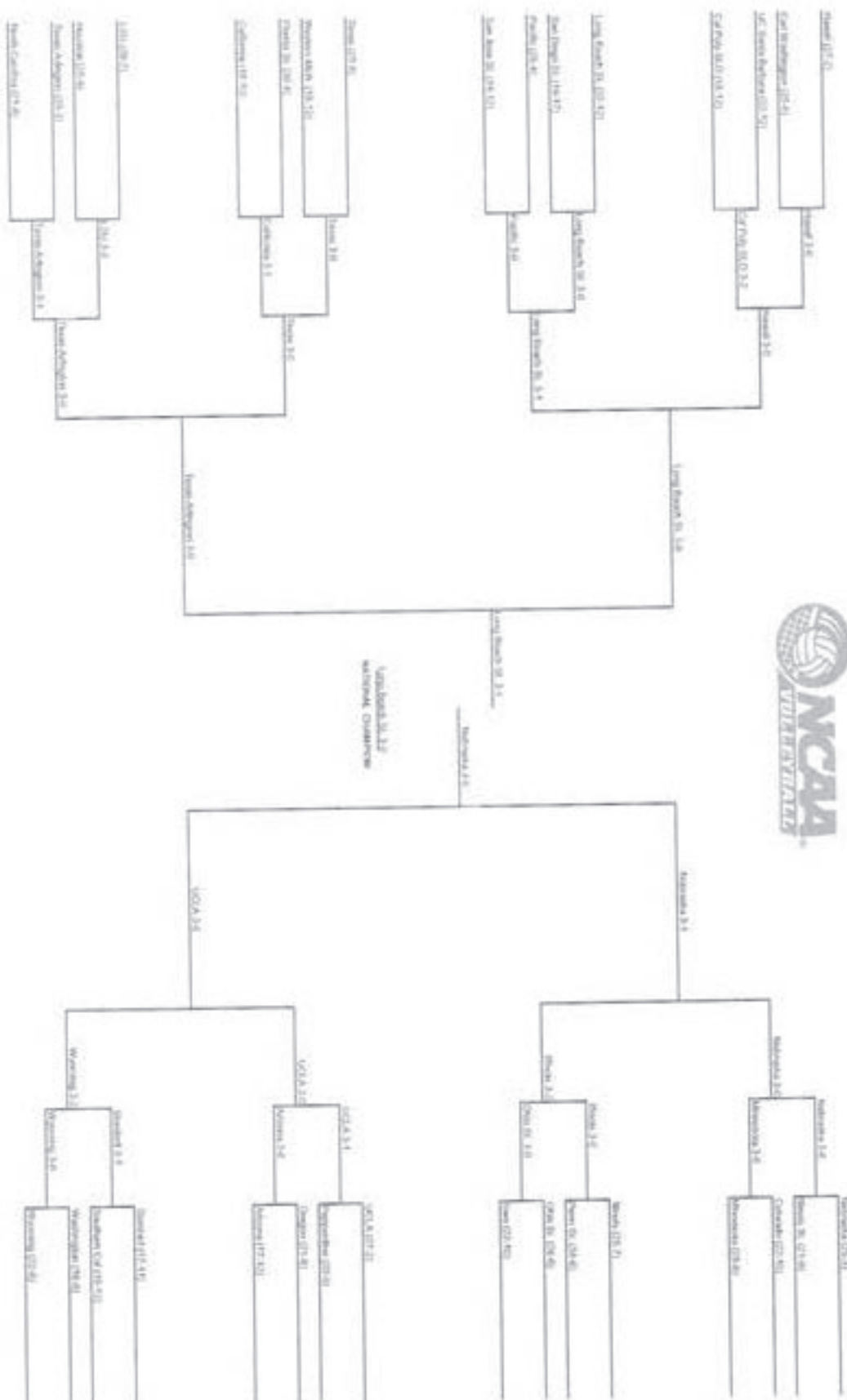




# 1988 Division I Women's VOLLEYBALL CHAMPIONSHIP

First Round Regional Semifinals Championship National Championship Championship Semifinals Regional Finals Final Round





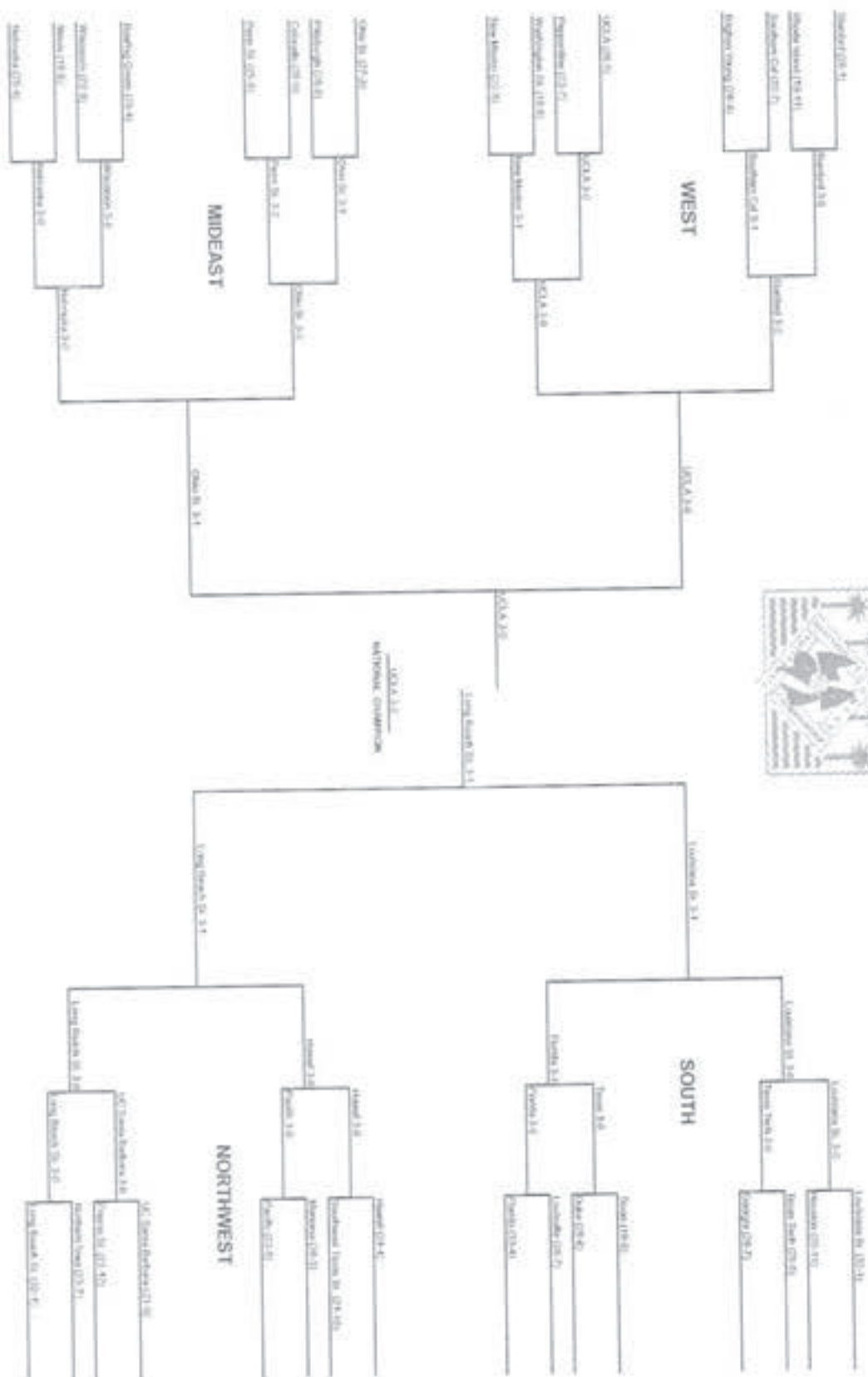






1991 Division I Women's  
VOLLEYBALL

Short Answer





Finch  
December 10



\*First-round & regional matches will be played on the campus of one of the participating institutions.

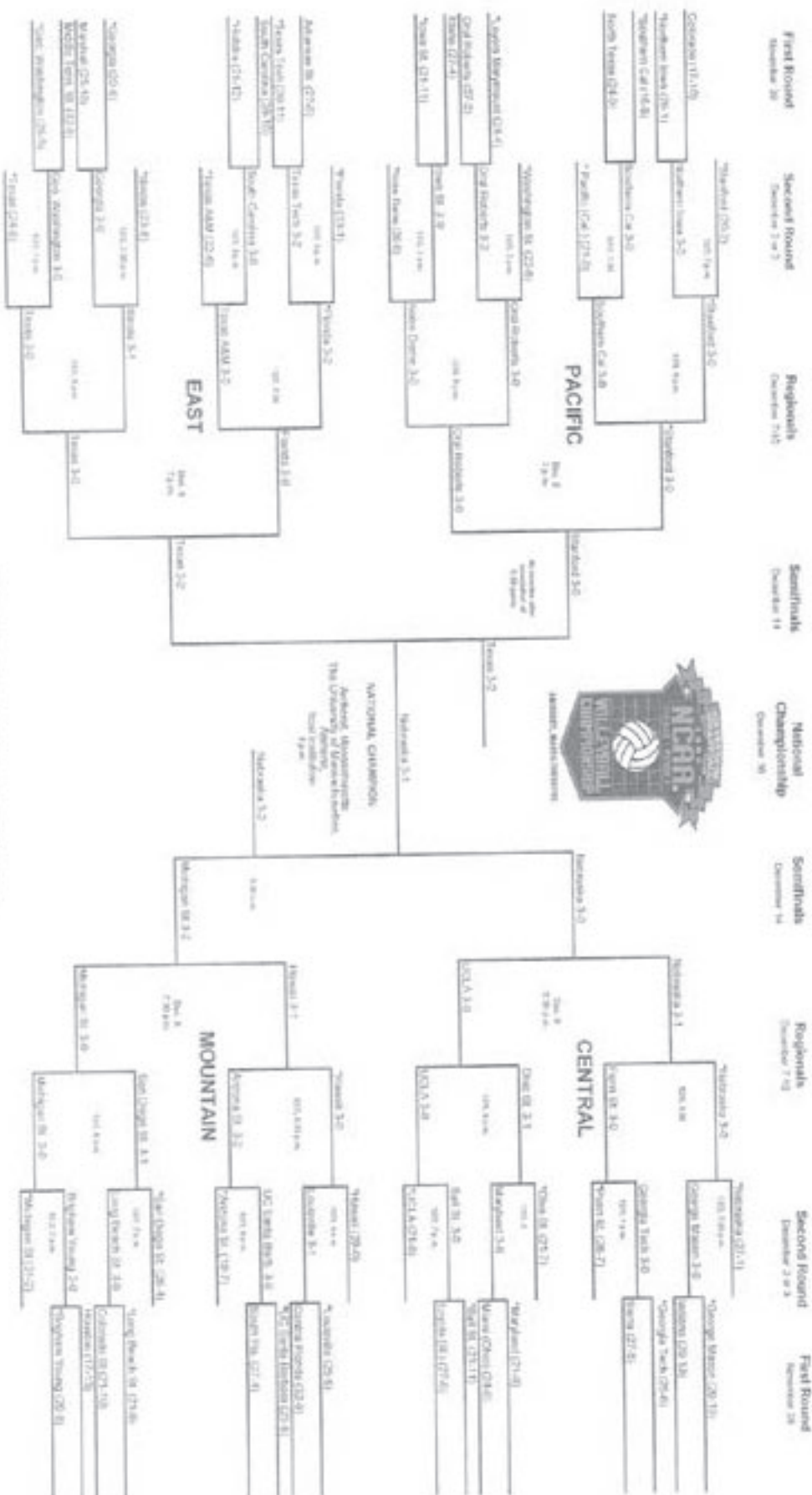








1995 Division I Women's  
VOLLEYBALL CHAMPIONSHIP





















## 2002 Division I Women's





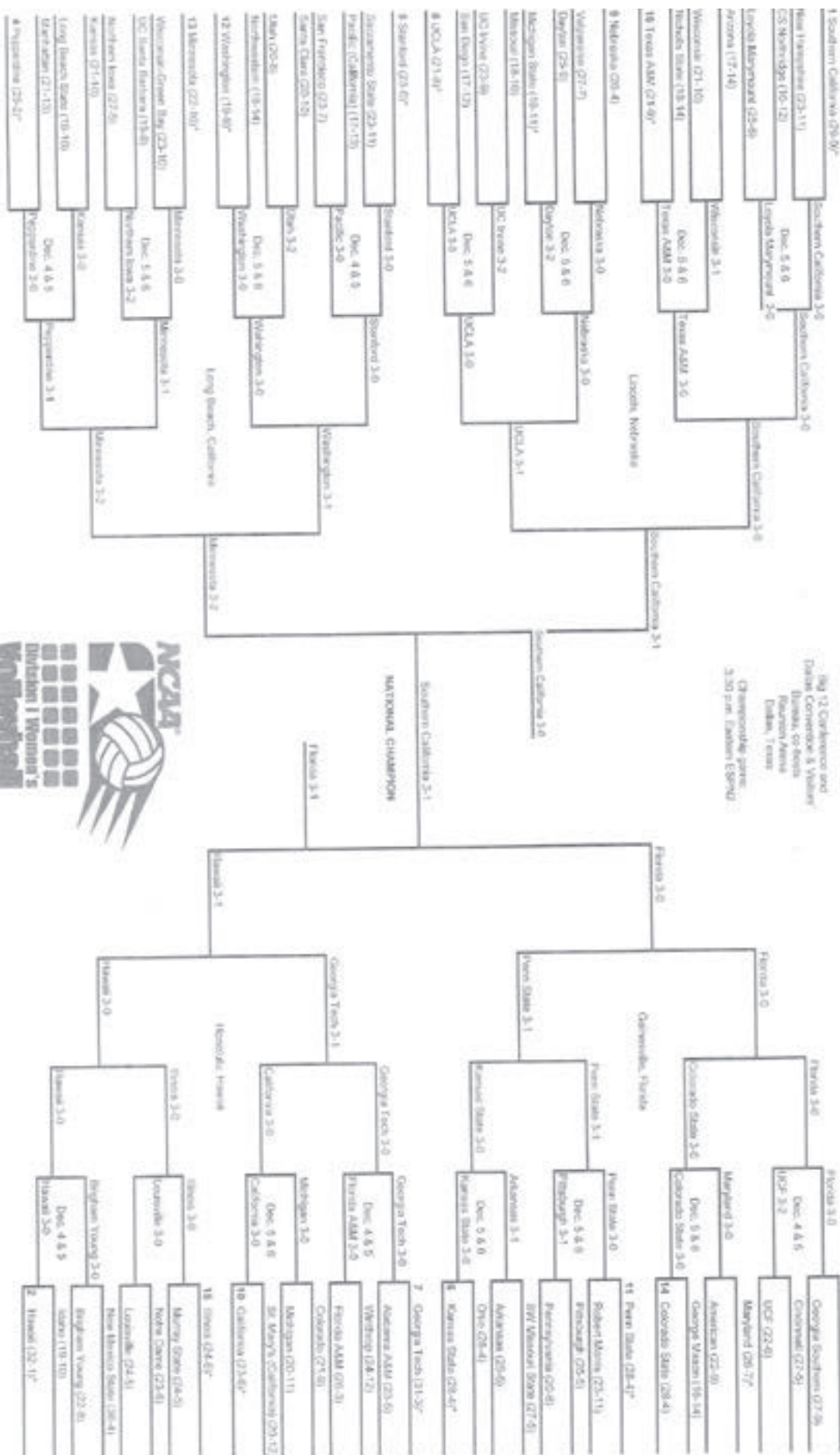
## 2003 Division I Women's

Regionals  
December 12-13Semifinals  
December 18National  
Partnership

## Summary

December 12, 1993

### First and Second Rounds



Copyright Clearance Center Inc., 222 Rosewood Drive, Danvers, MA 01923.



English & Women's  
**Holmes**  
 2063-K-Inflos, Texas



## 2004 Division I Women's

Regional  
December 15, 1991Regional  
December 15, 1991

Beneficial  
 Diseases in

Department of  
Chemistry

### National Championship

## Multiplayer Championships

Specialized  
Services in

Department of  
Psychology

**Keywords:**  
Depression, 12-1

[illegible]

### First and Second Rounds

First and Second Rounds  
 December 2-3, 3-4 OR 4-5

It is not understood whether and to what extent the results of one of the participating institutions (the University of Cologne) are being used by the other institutions (University of Bonn and University of Münster) for their own research.



## 2005 Division I Women's

### First and Second Rounds

December 1-2 of 2003

## Regions

[Deutscher: 55-71]

## Definition

1. *Introduction*

## National

Downloaded At: 11:53 11 September 2009

Special Forces  
December 1955

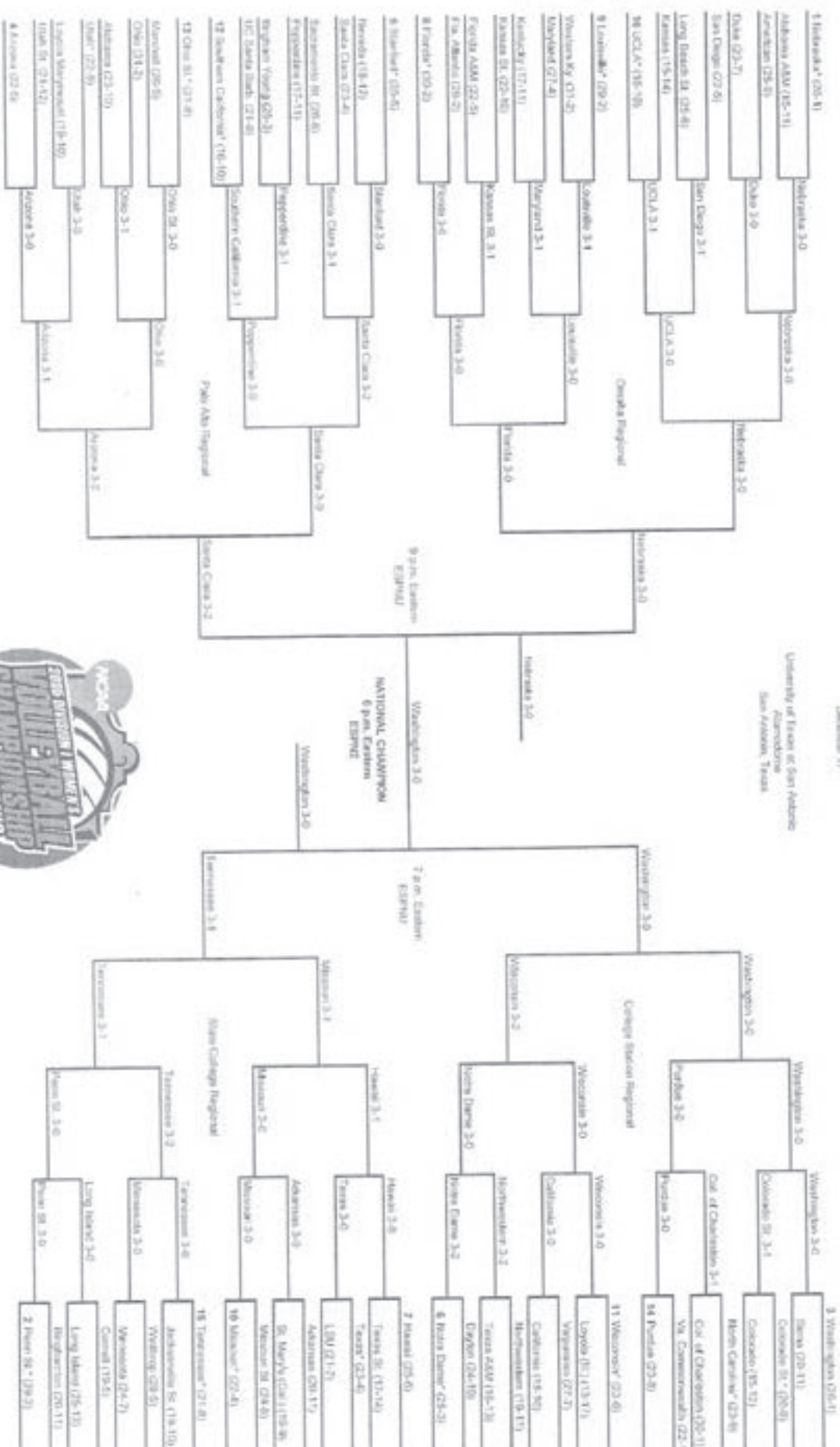
1

## Regionalis

100

### First and Second Rounds

December 1-2 or 2-3



© 1999 Blackwell Science Ltd, *Journal of Clinical Pharmacy and Therapeutics*, 24, 101–105





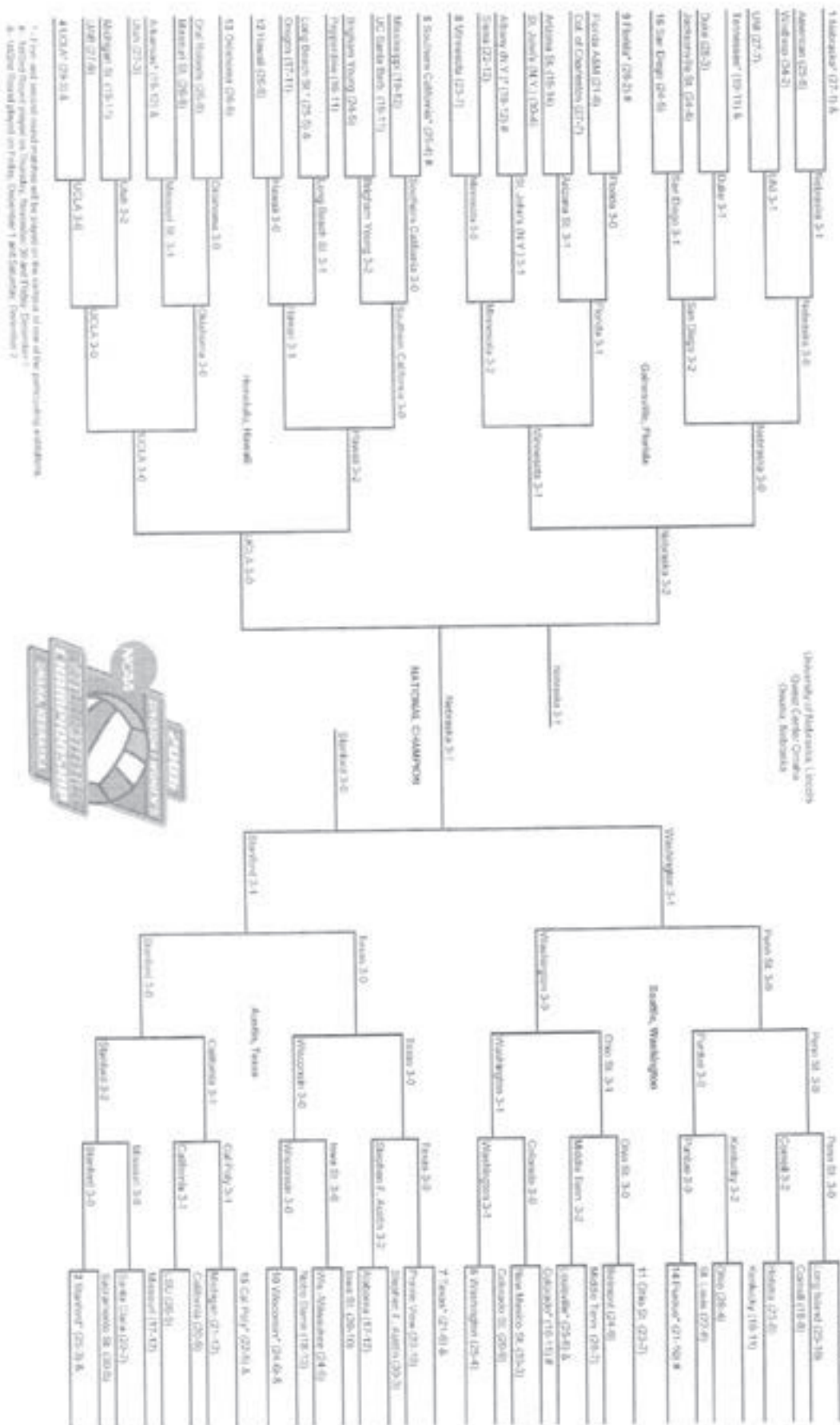


## 2006 Division I Women's

Figure 1. 3D visualization of the model.

1

Contributor to







# 2007 Division I Women's VOLLEYBALL CHAMPIONSHIP

**First and Second Rounds**  
November 25-27  
November 28-December 1

**Regionals**  
November 2-4

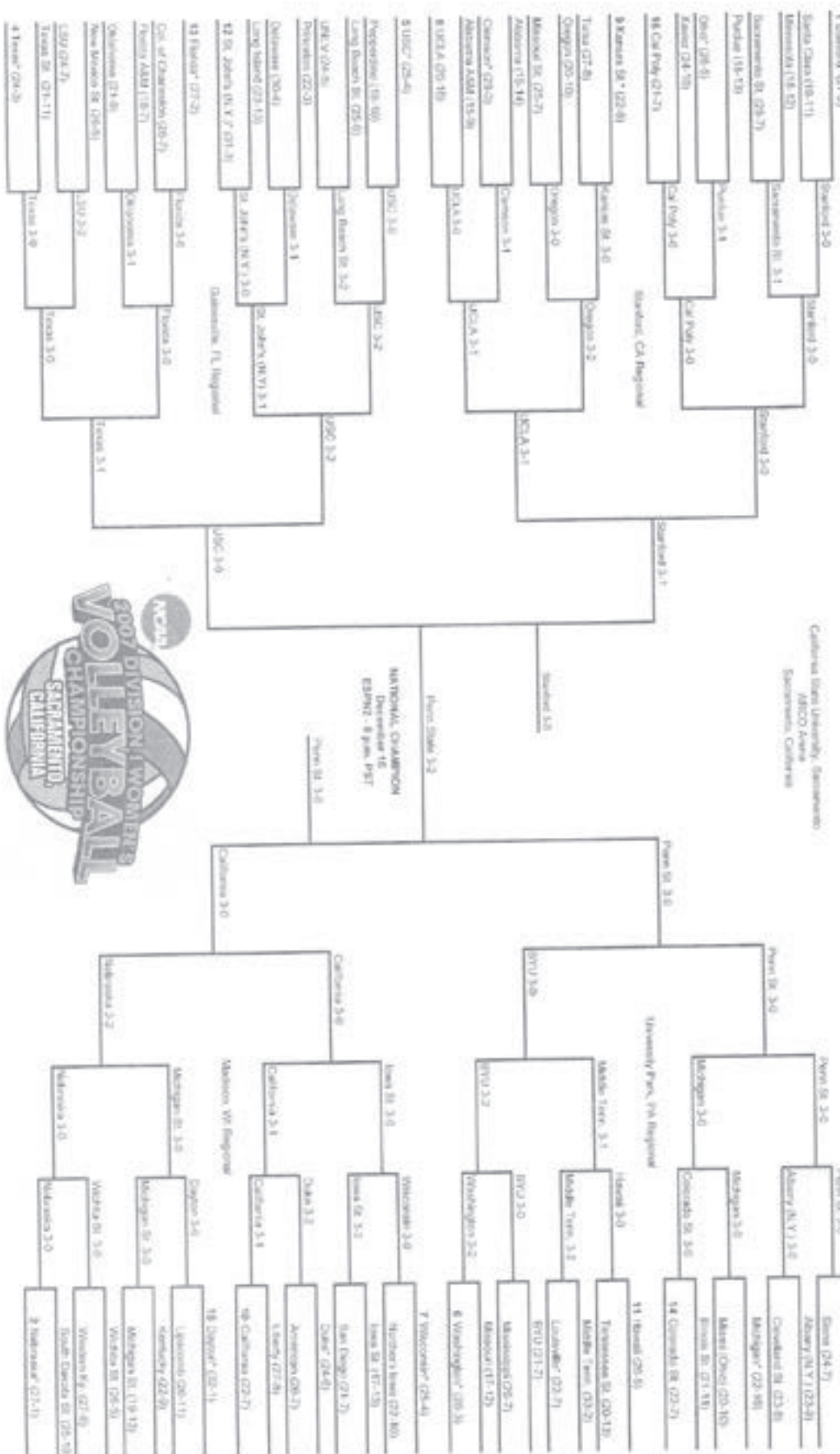
**Semifinals**  
December 1-3

**National Championship**  
December 15

**Regionals**  
December 7-8

**First and Second Rounds**  
November 20-December 1

California State University, Sacramento  
ABCO Arena  
Sacramento, California



\*Ties and second round matches will be played on the campus of one of the participating institutions.  
\*Ties in third round matches will be played on the campus of one of the participating institutions.



December 4-5, 1985 or 6-7

11-11-11

Psychological 113

December 20

11. *Study and analysis*

13. *et al.*, unpublished data.



## All-Time Results



**Keywords:**  
 December 9-11

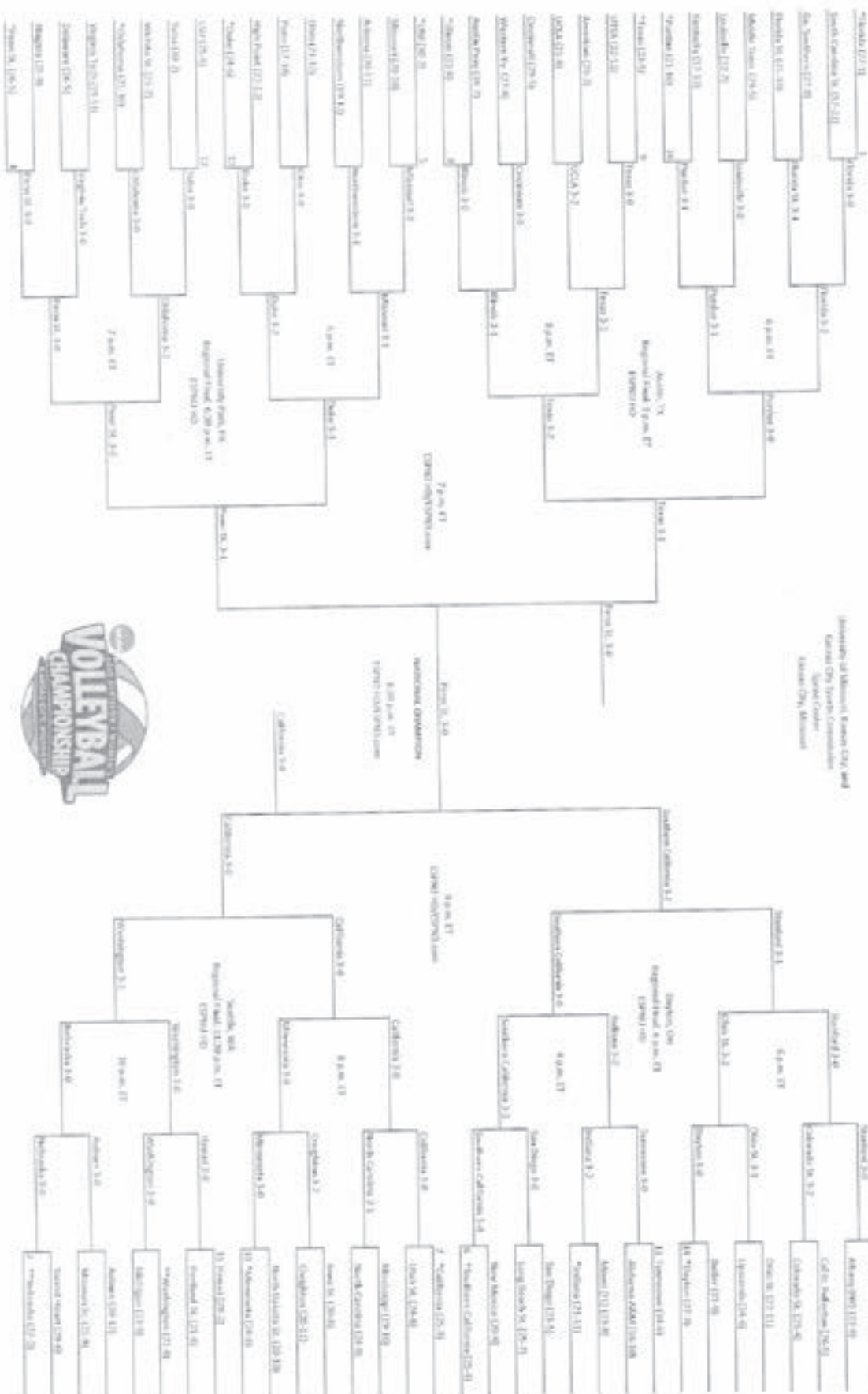


Paul and Deborah Russell

1. *Journal of Democracy*, January 1996, p. 24.  
2. *Journal of Democracy*, January 1996, p. 24.  
3. *Journal of Democracy*, January 1996, p. 24.

First and Second Rounds  
December 2-8, 2000 in 1991

Sharon E. Frisvold  
University of Oregon, Medford







# 2011 Division I Women's VOLLEYBALL CHAMPIONSHIP

First and Second Rounds  
December 2-3 in D-3

Regional  
December 9-10

Semifinals  
December 11

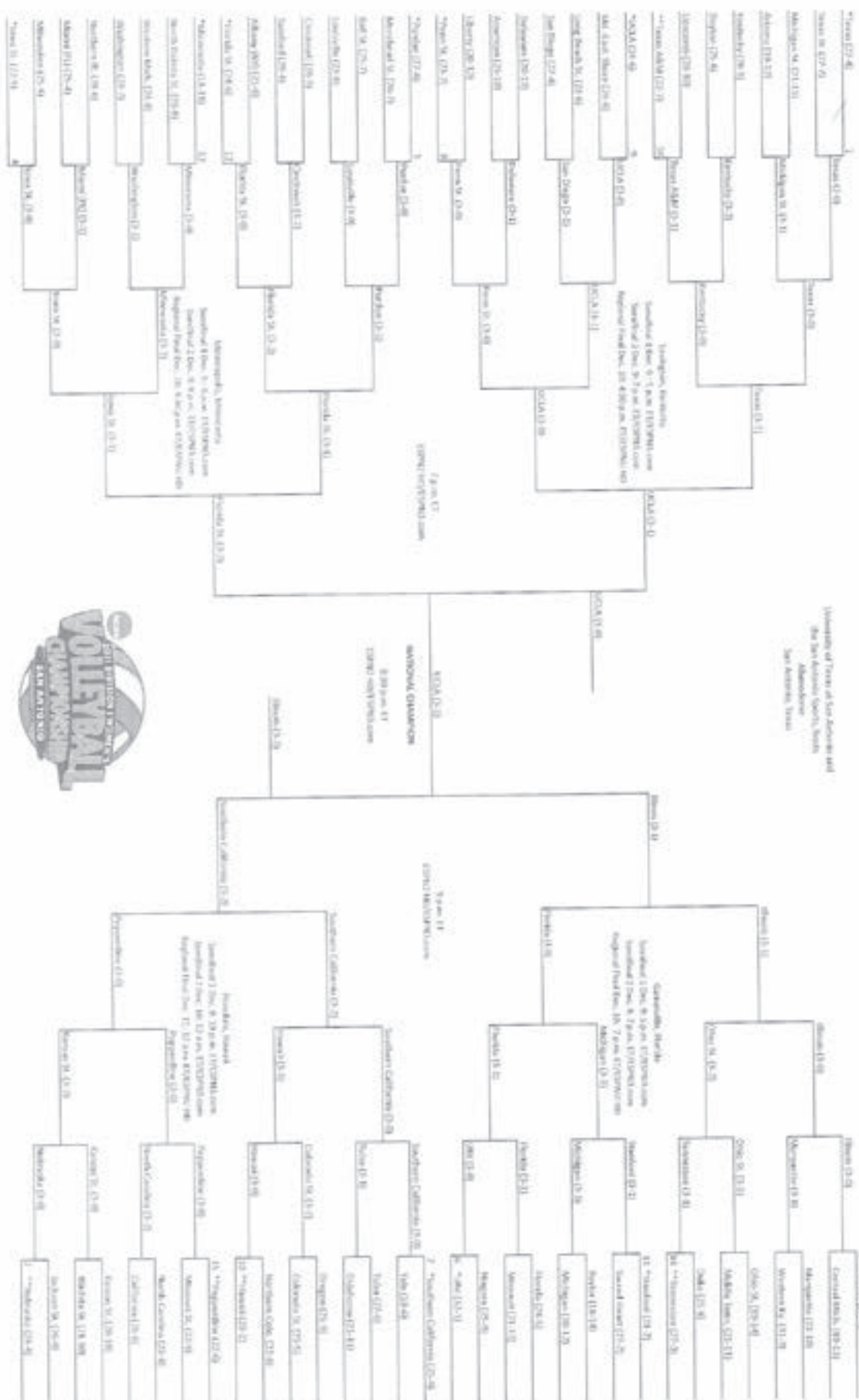
National Championship  
December 17

Third Round  
December 18

Regional  
December 9-10

First and Second Rounds  
December 14-15 in D-3

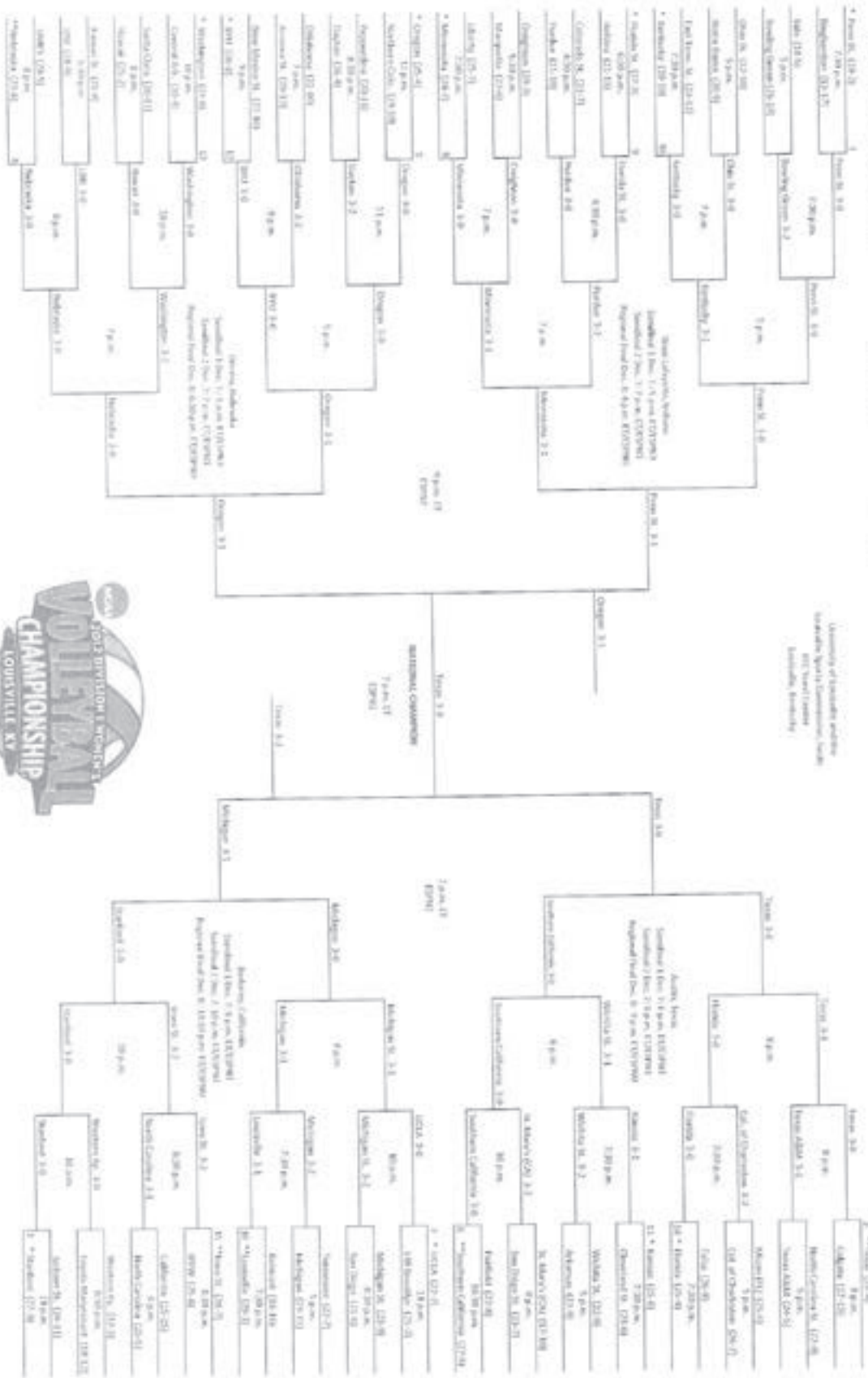
University of Texas at San Antonio and  
the San Antonio Sports Center  
San Antonio, Texas







November 27, 2010 to November 27, December 1, 2010



\* Valid until 31/12/2015. Maximum 30 December 2015.  
 \* Valid until 31/12/2015. Maximum 20/12/2015.  
 \* Valid until 31/12/2015. Maximum 20/12/2015.





# 2013 Division I Women's VOLLEYBALL CHAMPIONSHIP

First and Second Rounds		Regionals		Semifinals	National Championship	Semifinals	Regionals	First and Second Rounds			
December 5-6 or December 6-7		December 13-14		December 19	December 21	December 19	December 13-14	December 5-6 or December 6-7			
*Texas (23-2) 8 p.m. Texas St. (24-12)	1	Texas 3-0	Texas 3-1	Texas 3-0	University of Washington and the Seattle Sports Commission, hosts KeyArena Seattle, Washington	Washington 3-2	Washington 3-0	3 **Washington (26-2) 10:30 p.m. Alabama St. (25-15)	3 **Washington (26-2) 10:30 p.m. Alabama St. (25-15)		
	UTSA (24-7) 5:30 p.m. Texas A&M (18-11)	Texas A&M 3-0									
Georgia (22-9) 5:30 p.m. American (32-2)	American 3-0	Texas 3-1		Texas 3-0		Los Angeles, California Semifinal 1 Dec. 13: 8 p.m. ET/ESPN3 Semifinal 2 Dec. 13: 10 p.m. ET/ESPN3 Regional Final Dec. 14: 11:30 p.m. ET/ESPN3/WatchESPN	Washington 3-1	Creighton (22-8) 5 p.m. Arkansas (16-13)	Creighton (22-8) 5 p.m. Arkansas (16-13)		
Col. of Charleston (25-5) 7:30 p.m. **Duke (27-4)	American 3-0										
**San Diego (24-3) 10:30 p.m. UC Santa Barbara (18-10)	Duke 3-1	Texas 3-1		Texas 3-0		BYU 3-0	Kansas 3-1	Kansas 3-1	Wichita St. (28-6) 7:30 p.m. 14 **Kansas (23-7)		
	16										
New Mexico St. (22-10) 8 p.m. Arizona (20-12)	San Diego 3-0	Texas 3-1		Texas 3-0		Cal St. Northridge 3-2	BYU 3-2	Hawaii 3-1	11 **Hawaii (24-4) 12:30 a.m. (12/7) Idaho St. (23-11)		
Oregon (19-11) 5:30 p.m. Miami (FL) (19-11)	San Diego 3-0										
Fairfield (15-12) 8 p.m. **Nebraska (23-6)	8 p.m.	Texas 3-1		Texas 3-0		Southern California 3-0	BYU (22-6) 10 p.m.	Arizona St. (19-13)	BYU (22-6) 10 p.m.		
*Florida (27-3) 7 p.m. Jacksonville (30-3)	Nebraska 3-0										
	8	Texas 3-1		Texas 3-0		Southern California 3-0	BYU (22-6) 10 p.m.	Cal St. Northridge (23-6)	Cal St. Northridge (23-6)		
Ga. Southern (28-5) 5 p.m. Florida St. (24-7)	Nebraska 3-0					Southern California 3-0	BYU (22-6) 10 p.m.	New Hampshire (20-12)	New Hampshire (20-12)		
North Carolina (27-4) 6 p.m. California (17-12)	Nebraska 3-0	Texas 3-1		Texas 3-0				Idaho St. (23-11)			
Milwaukee (18-10) 8:30 p.m. **Wisconsin (23-9)	5 p.m.			BYU 3-0		BYU (22-6) 10 p.m.	Arizona St. (19-13)	BYU (22-6) 10 p.m.			
**Illinois (16-14) 8 p.m. Morehead St. (27-7)	Wisconsin 3-0			BYU 3-0		BYU (22-6) 10 p.m.	Arizona St. (19-13)	BYU (22-6) 10 p.m.			
Louisville (23-7) 5:30 p.m. Marquette (25-5)	Wisconsin 3-0	Texas 3-1		Texas 3-0		BYU 3-0	BYU (22-6) 10 p.m.	Arizona St. (19-13)	BYU (22-6) 10 p.m.		
Purdue (20-11) 5:30 p.m. Central Ark. (27-3)	Wisconsin 3-0					BYU 3-0	BYU (22-6) 10 p.m.	Arizona St. (19-13)	BYU (22-6) 10 p.m.		
JUPUI (19-13) 7:30 p.m. **Missouri (34-0)	Wisconsin 3-0	Texas 3-1		Texas 3-0		BYU 3-0	BYU (22-6) 10 p.m.	Arizona St. (19-13)	BYU (22-6) 10 p.m.		
13		Texas 3-1		Texas 3-0		BYU 3-0	BYU (22-6) 10 p.m.	Arizona St. (19-13)	BYU (22-6) 10 p.m.		
12		Texas 3-1		Texas 3-0		BYU 3-0	BYU (22-6) 10 p.m.	Arizona St. (19-13)	BYU (22-6) 10 p.m.		
11		Texas 3-1		Texas 3-0		BYU 3-0	BYU (22-6) 10 p.m.	Arizona St. (19-13)	BYU (22-6) 10 p.m.		
10		Texas 3-1		Texas 3-0		BYU 3-0	BYU (22-6) 10 p.m.	Arizona St. (19-13)	BYU (22-6) 10 p.m.		
9		Texas 3-1		Texas 3-0		BYU 3-0	BYU (22-6) 10 p.m.	Arizona St. (19-13)	BYU (22-6) 10 p.m.		
8		Texas 3-1		Texas 3-0		BYU 3-0	BYU (22-6) 10 p.m.	Arizona St. (19-13)	BYU (22-6) 10 p.m.		
7		Texas 3-1		Texas 3-0		BYU 3-0	BYU (22-6) 10 p.m.	Arizona St. (19-13)	BYU (22-6) 10 p.m.		
6		Texas 3-1		Texas 3-0		BYU 3-0	BYU (22-6) 10 p.m.	Arizona St. (19-13)	BYU (22-6) 10 p.m.		
5		Texas 3-1		Texas 3-0		BYU 3-0	BYU (22-6) 10 p.m.	Arizona St. (19-13)	BYU (22-6) 10 p.m.		
4		Texas 3-1		Texas 3-0		BYU 3-0	BYU (22-6) 10 p.m.	Arizona St. (19-13)	BYU (22-6) 10 p.m.		
3		Texas 3-1		Texas 3-0		BYU 3-0	BYU (22-6) 10 p.m.	Arizona St. (19-13)	BYU (22-6) 10 p.m.		
2		Texas 3-1		Texas 3-0		BYU 3-0	BYU (22-6) 10 p.m.	Arizona St. (19-13)	BYU (22-6) 10 p.m.		
1		Texas 3-1		Texas 3-0		BYU 3-0	BYU (22-6) 10 p.m.	Arizona St. (19-13)	BYU (22-6) 10 p.m.		


\*Host institution- Thursday/Friday, Dec. 5-6  
\*\* Host institution-Friday/Saturday, Dec-6-7  
All times are ET





## 2014 NCAA Division I Women's Volleyball Championship

First/Second Rounds		Regionals		Semifinals		Championship		Semifinals		Regionals		First/Second Rounds			
December 4-5 or December 5-6				December 12-13				December 18		December 20		December 12-13		December 4-5 or December 5-6	
1 **Stanford (29-1)	Stanford 3-0													3 **Washington (29-2)	Washington 3-0
Bakersfield (16-14)	10 p.m.	Stanford 3-1												New Hampshire (20-11)	10 p.m.
Michigan St. (18-13)	7:30 p.m.	Michigan St. 3-1												Hawaii (21-6)	8 p.m.
Loyola Marymount (23-7)	6 p.m.													Duke (22-7)	5:30 p.m.
Creighton (25-8)	5 p.m.	Oregon St. 3-1	Stanford 3-1											Kansas St. (22-8)	8 p.m.
Oregon St. (19-12)	7:30 p.m.	Oregon St. 3-2												Utah (19-12)	5:30 p.m.
UALR (29-4)	7:30 p.m.	UALR 3-2												Utah (19-12)	8 p.m.
16 **Kansas (22-8)														Hofstra (28-5)	8 p.m.
9 **Illinois (24-7)	8 p.m.	Illinois 3-0	Hilton Coliseum, Ames, Iowa Semifinal 1 Dec. 12, 6 p.m. ET/ESPN Semifinal 2 Dec. 12, 8 p.m. ET/ESPN Regional Final Dec. 13, 9 p.m. ET/ESPN/WatchESPN	Stanford 3-0										**Nebraska (20-9)	8 p.m.
Murray St. (26-5)	8 p.m.														
Western Ky. (30-5)	5:30 p.m.	Iowa St. 3-0	Illinois 3-0											*Arizona (23-9)	6:30 p.m.
Iowa St. (18-9)	8 p.m.		Florida 3-2											Yale (18-7)	6:30 p.m.
Miami (FL) (21-8)	4:30 p.m.	Miami 3-2												BYU (25-4)	6 p.m.
UCF (25-7)	7 p.m.	Florida 3-1												Alabama 3-2	4:30 p.m.
Alabama St. (20-18)	7 p.m.	Florida 3-0												Samford (20-12)	4:30 p.m.
8 **Florida (28-5)	7 p.m.	Florida 3-0												Florida St. (28-2)	7 p.m.
5 **Penn St. (30-3)	7:30 p.m.	Penn St. 3-0	Chesapeake Energy Arena Oklahoma City, Oklahoma 9:30 p.m. LIVE ESPN2/WatchESPN											Florida St. (28-2)	7 p.m.
Sienna (19-14)	7:30 p.m.													**North Carolina (28-2)	6:30 p.m.
American (26-6)	5 p.m.	Dayton 3-1	Penn St. 3-0											Hampson (21-10)	6:30 p.m.
Dayton (29-5)														Coastal Caro. (25-6)	4:30 p.m.
Long Beach St. (26-4)	8:30 p.m.	Long Beach St. 3-0												Southern California (15-15)	4:30 p.m.
San Diego (19-11)	10 p.m.													Oklahoma (20-10)	7:30 p.m.
12 **UCLA (20-11)	11 p.m.	UCLA 3-0												LSU (19-8)	7:30 p.m.
13 **Kentucky (26-5)	7:30 p.m.	Kentucky 3-0	KFC Yum! Center, Louisville, Kentucky Semifinal 1 Dec. 12, 5 p.m. ET/ESPN Semifinal 2 Dec. 12, 7 p.m. ET/ESPN Regional Final Dec. 13, 4 p.m. ET/ESPN/WatchESPN	Penn St. 3-1										Samia Clara (22-9)	10 p.m.
Oakland (22-9)	7 p.m.	Ohio St. 3-1												Oregon (21-9)	10 p.m.
Lipscomb (21-8)	5 p.m.	Ohio St. 3-0												**Colorado St. (29-2)	8:30 p.m.
Ohio St. (21-11)														Denver (27-6)	8:30 p.m.
Marquette (24-8)	6 p.m.	Illinois St. 3-2												Northern Colo. (22-10)	6:30 p.m.
Illinois St. (26-5)	8 p.m.	Wisconsin 3-0												Colorado 3-1	6:30 p.m.
Western Mich. (22-13)	8:30 p.m.	Wisconsin 3-0												Colorado 3-1	6:30 p.m.
4 Wisconsin (28-2)														Texas A&M (21-8)	6:30 p.m.
														Arizona St. 3-1	9 p.m.
														Arizona St. (19-13)	9 p.m.
														Texas 3-0	8 p.m.
														Northwestern St. (16-16)	8 p.m.
														Texas (23-2)	8 p.m.
														2	



\* Host Institution Thursday/Friday, December 4-5  
\* Host Institution Friday/Saturday, December 5-6  
All times are Eastern time.  
Information subject to change.  
For more details, visit NCAA.com



\* Host Institution Thursday/Friday, December 4-5  
\*\* Host Institution Friday/Saturday, December 5-6  
All times are Eastern time.  
Information subject to change.  
For more details, visit NCAA.com



\* Host Institution Thursday/Friday, December 3-4  
 \*\*Host Institution Friday/Saturday, December 4-5  
 All times are Eastern time.  
 Information subject to change.  
 For more details, visit [NCAA.com](http://NCAA.com)





## 2016 NCAA Division I Women's Volleyball Championship



**First/Second Rounds**  
December 1-2 or December 2-3

**Regionals**  
December 9-10

**Semifinals**  
December 15

**Championship**  
December 17

**Semifinals**  
December 15

**Regionals**  
December 9-10

**First/Second Rounds**  
December 1-2 or December 2-3



1 **Nebraska (27-2) 8 p.m. New Hampshire (21-10) Wichita St. (24-7) TCU (14-12) Pittsburgh (24-8) Dayton (30-1) LIU Brooklyn (16-14) **Penn St. (22-9) 9 **Michigan St. (24-8) Fairfield (28-5) Cleveland St. (25-5) Arizona (18-14) Kentucky (22-7) Colorado St. (21-8) A&M-Corpus Christi (24-7) 10:30 p.m. 8 **Washington (26-4) 5 **Kansas (26-2) Sanford (21-13) UNI (24-9) Creighton (25-6) Oregon (20-9) 5:30 p.m. Miami (Oh) (24-6) American (27-7) 7:30 p.m. 12 Michigan (22-10) 13 **BYU (27-3) Princeton (19-4) UNLV (23-7) 7 p.m. Utah (20-11) Texas A&M (21-8) 5 p.m. SMU (25-7) UTRGV (21-13) 7:30 p.m. 4 **Texas (22-4)	Nebraska 3-0 TCU 3-1 Pittsburgh 3-1 Penn St. 3-1 Penn St. 3-0 Michigan St. 3-0 Michigan St. 3-0 Arizona 3-0 Arizona 3-0 Kentucky 3-1 Washington 3-0 Washington 3-0 Washington 3-0 Washington 3-0 Washington 3-0 Washington 3-0 Washington 3-0 Creighton 3-2 Creighton 3-2 Oregon 3-1 Michigan 3-1 Michigan 3-0 BYU 3-0 BYU 3-0 UNLV 3-1 Texas 3-2 SMU 3-0 Texas 3-0	Nebraska 3-2 Nebraska 3-0 Texas 3-0	Stanford 3-1 Nationalwide Arena Columbus, Ohio 9:30 p.m. Stanford 3-1	Stanford 3-2 Stanford 3-1 Stanford 3-1 UCLA 3-1 UCLA 3-0 North Carolina 3-1 North Carolina 3-0 Baylor 3-2 UCLA 3-1 Missouri 3-0 Missouri 3-1 Hawaii 3-2 Minnesota 3-0	Wisconsin 3-2 Wisconsin 3-0 Ohio St. 3-2 Ohio St. 3-0 Florida 3-0 Florida 3-2 Stanford 3-0 Boise St. 3-0 Stanford 3-0 North Carolina 3-0 North Carolina 3-2 San Diego (24-5) Baylor (21-11) Murray St. (23-8) **UCLA (24-6) **Missouri (25-5) Northern Ill. (25-5) Purdue (18-13) Iowa St. (18-10) Hawaii (22-5) Southern California (18-13) North Dakota (26-9) **Minnesota (25-4)	Wisconsin 3-0 Washington St. 3-1 Ohio St. (20-12) Missouri St. (25-8) Lipscomb (22-7) Kansas St. 3-0 Ohio St. 3-0 Alabama St. (24-6) Cincinnati (22-9) Florida St. 3-1 Florida St. 3-0 Boise St. (25-6) Denver (23-8) **Stanford (21-7) **North Carolina (27-3) High Point (23-9) James Madison (21-10) Coastal Caro. (27-4) San Diego (24-5) Baylor (21-11) Murray St. (23-8) **UCLA (24-6) **Missouri (25-5) Northern Ill. (25-5) Purdue (18-13) Iowa St. (18-10) Hawaii (22-5) Southern California (18-13) North Dakota (26-9) **Minnesota (25-4)	3 *Wisconsin (25-4) 8:30 p.m. Howard (26-5) Marquette (23-8) Washington St. (21-11) Ohio St. (20-12) Missouri St. (25-8) Lipscomb (22-7) 8:30 p.m. *Kansas St. (20-9) **Florida (26-3) 7 p.m. Alabama St. (24-6) Cincinnati (22-9) Florida St. (24-5) Western Ky. (30-2) 7:30 p.m. Boise St. (25-6) 10 p.m. Denver (23-8) 10 p.m. **Stanford (21-7) 6 **North Carolina (27-3) 8:30 p.m. High Point (23-9) James Madison (21-10) Coastal Caro. (27-4) San Diego (24-5) Baylor (21-11) Murray St. (23-8) 11 p.m. **UCLA (24-6) 10 **Missouri (25-5) 7:30 p.m. Northern Ill. (25-5) Purdue (18-13) 5:30 p.m. Iowa St. (18-10) Hawaii (22-5) 6:30 p.m. Southern California (18-13) 8 p.m. North Dakota (26-9) 2
--	--	---	---	---	---	---	---

All games are available on

\* Host Institution Thursday/Friday, December 1-2  
\*\*Host Institution Friday/Saturday, December 2-3  
All times are Eastern time.  
Information subject to change.  
For more details, visit NCAA.com

© 2014 National Collegiate Athletic Association. No commercial use without the NCAA's written permission.  
The NCAA opposes all forms of sports wagering.



## 2017 NCAA Division I Women's Volleyball Championship



First/Second Rounds		Regionals		Semifinals	Championship	Semifinals	Regionals	First/Second Rounds	
November 30/December 1 or December 1-2		December 8-9		December 14	December 16	December 14	December 8-9	November 30/December 1 or December 1-2	
1 **Penn St. (28-1)	7:30 p.m.	Penn St. 3-1						3 **Stanford (28-3)	10 p.m.
Howard (16-16)	7 p.m.		Penn St. 3-1					CSU Bakersfield (19-13)	7:30 p.m.
VCU (30-2)	5 p.m.	Pittsburgh 3-1						Colorado St. (28-3)	7:30 p.m.
Pittsburgh (25-6)								Michigan (21-11)	5 p.m.
Kansas (22-7)	7 p.m.	Missouri 3-2						Wisconsin (20-9)	5 p.m.
Missouri (20-11)			Penn St. 3-0					Marquette (22-9)	5 p.m.
Radford (25-4)	9 p.m.	Wichita St. 3-0						Princeton (18-7)	8 p.m.
16 **Wichita St. (28-3)								14 **Iowa St. (21-6)	8 p.m.
9 **Creighton (25-6)	8 p.m.	Ceighon 3-1						11 **Ulaah (22-9)	9 p.m.
Coastal Caro. (20-7)								Cleveland St. (22-7)	
Missouri St. (28-5)	5 p.m.	Michigan St. 3-0						High Point (24-7)	6:30 p.m.
Michigan St. (21-8)								Purdue (22-9)	6:30 p.m.
Illinois (21-10)	8 p.m.	Illinois 3-2						Oregon St. (21-11)	5:30 p.m.
Hawaii (20-7)	10 p.m.							NC State (20-11)	5:30 p.m.
LIU Brooklyn (20-9)	10:30 p.m.	Washington 3-0						Fairfield (25-6)	8 p.m.
8 **Washington (24-7)								16 **Texas (24-2)	8 p.m.
5 **Nebraska (28-4)	8 p.m.	Nebraska 3-0						7 **Minnesota (26-5)	8 p.m.
Stony Brook (18-12)								North Dakota (30-7)	
Florida St. (18-10)	5:30 p.m.	Washington St. 3-1						UNI (26-8)	3:30 p.m.
Washington St. (17-15)								Louisville (24-6)	8 p.m.
Colorado (22-9)	5:30 p.m.	Colorado 3-0						San Diego (24-4)	8 p.m.
James Madison (23-5)	9 p.m.							LSU (20-9)	10 p.m.
Miami (OH) (23-8)	8 p.m.	Baylor 3-0						Central Ark. (27-4)	10 p.m.
12 **Baylor (23-6)								10 **Southern California (22-9)	11 p.m.
13 **BYU (28-2)	9 p.m.	BYU 3-0						15 **UCLA (19-10)	11 p.m.
American (28-7)	9 p.m.							Austin Peay (30-5)	8:30 p.m.
Kennesaw St. (21-4)	6 p.m.	Oregon 3-0						Cal Poly (28-2)	4:30 p.m.
Oregon (17-11)								Miami (FL) (21-5)	4:30 p.m.
Western Ky. (30-3)	5 p.m.	Western Ky. 3-0						Cal of Charleston (27-5)	7 p.m.
Notre Dame (22-9)	7 p.m.							Alabama St. (28-10)	7 p.m.
ETSU (19-11)	7:30 p.m.	Kentucky 3-0						2 **Florida (25-1)	7 p.m.
4 **Kentucky (26-3)									

\* Host Institution Thursday/Friday, November 30/December 1  
\*\* Host Institution Friday/Saturday, December 1-2  
All times are Eastern time.  
Information subject to change.  
For more details, visit NCAA.com



© 2014 National Collegiate Athletic Association. No commercial use without the NCAA's written permission.  
The NCAA opposes all forms of sports wagering.

Networks are subject to change.

\*Missouri St. appearance vacated by the NCAA Committee on Infractions



## 2018 NCAA Division I Women's Volleyball Championship

First/Second Round		Regionals		Semifinals	Championship	Semifinals	Regionals	First/Second Round	
November 29-30 or November 30-December 1		December 7-8		December 13	December 15	December 13	December 7-8	November 29-30 or November 30-December 1	
1 **Stanford (28-1)	10 p.m.	Stanford 3-0						**Illinois (28-3)	8 p.m.
Alabama SL (23-17)	9 p.m.	Stanford 3-0						Eastern Mich. (21-13)	
Loyola Marymount (20-9)	7:30 p.m.	Loyola Marymount 3-0						Louisville (21-8)	8 p.m.
Duke (16-11)	8:30 p.m.	ESPNU						Dayton (23-7)	5:30 p.m.
Tennessee (25-5)	7 p.m.	Tennessee 3-2						Cincinnati (25-7)	5:30 p.m.
Colorado SL (23-7)	9 p.m.	Washington SL 3-1						Illinois SL (25-7)	5:30 p.m.
Northern Ariz. (26-8)	10 p.m.	Washington SL 3-1						High Point (21-9)	8 p.m.
16 **Washington SL (21-9)	10 p.m.	Washington SL 3-1						**Marquette (28-6)	8 p.m.
9 **Creighton (28-4)	7 p.m.	Creighton 3-0						**Southern California (21-10)	11 p.m.
South Dakota (21-9)	8 p.m.	Washington 3-0						Stanford (19-14)	
Saint Mary's (CA) (19-9)	4:30 p.m.	Washington 3-1						San Diego (16-12)	9 p.m.
Washington (18-12)	6 p.m.	ESPNU						Cal Poly (25-2)	
Syracuse (18-8)	5 p.m.	Syracuse 3-0						UNI (24-9)	6 p.m.
Yale (19-4)	7 p.m.	Penn SL 3-0						Pepperdine 3-2	8 p.m.
Howard (20-10)	7:30 p.m.	Penn SL 3-0						Wisconsin 3-1	8 p.m.
8 **Penn SL (23-7)	7:30 p.m.	Penn SL 3-0						Wisconsin 3-0	8:30 p.m.
5 **Texas (20-4)	8 p.m.	Texas 3-0						**Nebraska (24-6)	8 p.m.
SFA (32-2)	9 p.m.	Texas 3-0						Hofstra (25-7)	
Rice (24-6)	5 p.m.	Texas SL 3-1						Arizona (22-10)	5:30 p.m.
Texas SL (26-6)	4 p.m.	ESPNU						Missouri (23-7)	
Michigan (22-9)	7 p.m.	Michigan 3-2						Purdie (23-8)	5 p.m.
Navy (23-8)	7 p.m.	Michigan 3-2						ETSU (28-6)	
12 **Pittsburgh (29-1)	7 p.m.	Pittsburgh 3-0						Murray SL (22-9)	7:30 p.m.
13 **UCF (27-3)	7 p.m.	FGCU 3-2						**Kentucky (24-4)	
FGCU (26-6)	7 p.m.	Florida 3-0						*Oregon (20-10)	10 p.m.
Florida SL (19-9)	4:30 p.m.	Florida 3-0						New Mexico SL (24-7)	
Florida (24-6)	6:30 p.m.	ESPNU						Hawaii (18-8)	7:30 p.m.
Utah (18-13)	9 p.m.	BYU 3-1						Baylor (19-8)	
Denver (27-2)	9 p.m.	BYU 3-0						South Carolina 3-2	5:30 p.m.
Stony Brook (21-8)	9 p.m.	BYU 3-0						Colorado (18-13)	
4 **BYU (27-1)	9 p.m.	BYU 3-0						Bryant (22-12)	8 p.m.
								**Minnesota (25-3)	

\* Host Institution Thursday/Friday, November 29-30  
\* Host Institution Friday/Saturday, November 30-December 1  
All times are Eastern time.  
Information subject to change.  
For more details, visit NCAA.com





## 2019 NCAA Division I Women's Volleyball Championship




First/Second Rounds December 5-6 or December 6-7		Regionals December 13-14		Semifinals December 19	Championship December 21	Semifinals December 19	Regionals December 13-14	First/Second Rounds December 5-6 or December 6-7	
1 **Baylor (25-1) 8 p.m. Sacred Heart (20-11)	Baylor 3-0 9 p.m. SFA (31-1) 6 p.m. Southern California (17-13)	*Baylor 3-0 Noon ESPN Baylor 3-1							3
Marquette (27-5) 4:30 p.m. Dayton (22-8) 7 p.m. Wright St. (24-5) 7 p.m. Purdue (22-7)	Marquette 3-0 Purdue 3-1								
9 **Kentucky (23-6) 7:30 p.m. Southeast Mo. St. (23-10)	Kentucky 3-0 7 p.m. Michigan 3-0 5 p.m. Michigan (20-10) Colorado St. (29-1) 8 p.m. South Carolina (19-11)	Kentucky 3-0 2:30 p.m. ESPN3 Washington 3-1							
Winthrop (24-4) 10:30 p.m. Washington (24-6)	Washington 3-0								
8 **Washington (24-6) 8 p.m. Ball St. (20-11)	Nebraska 3-0 8 p.m. Missouri 3-0	Nebraska 3-1 4:30 p.m. ESPN3							
5 **Nebraska (25-4) 8 p.m. Ball St. (20-11)	Nebraska 3-0								
UNI (24-10) 5:30 p.m. Missouri (21-7)	Missouri 3-0								
San Diego (24-5) 9:30 p.m. Washington St. (23-9)	San Diego 3-1 12 a.m. (12/6)	Nebraska 3-0 6 p.m. ESPN							
12 **Hawaii (24-3) 12 a.m. (12/7)	Hawaii 3-1								
13 *Texas A&M (21-7) 7:30 p.m. St. John's (NY) (22-11)	Texas A&M 3-0 7:30 p.m. Rice 3-0 5:30 p.m. Rice (26-3)	Texas A&M 3-1 2 p.m. ESPN Wisconsin 3-0							
UCLA (18-11) 5:30 p.m. Notre Dame (19-9)	UCLA 3-0 7 p.m. Wisconsin 3-0								
Illinois St. (22-11) 8 p.m. Wisconsin (22-6)	Wisconsin 3-0								
16 **Purdue (22-7)	Purdue 3-0								
9 **Kentucky (23-6)	Kentucky 3-0								
10 **Washington (24-6)	Washington 3-0								
11 **Penn St. (24-5)	Penn St. 3-0								
12 **Hawaii (24-3)	Hawaii 3-1								
13 *Texas A&M (21-7)	Texas A&M 3-0								
14 **BYU (25-4)	BYU 3-0								
15 **Western Ky. (31-1)	Western Ky. 3-0								
16 **Purdue (22-7)	Purdue 3-0								
17 **Pittsburgh (29-1)	Pittsburgh 3-0								
18 **Pittsburgh (29-1)	Pittsburgh 3-0								
19 **Pittsburgh (29-1)	Pittsburgh 3-0								
20 **Pittsburgh (29-1)	Pittsburgh 3-0								
21 **Pittsburgh (29-1)	Pittsburgh 3-0								
22 **Pittsburgh (29-1)	Pittsburgh 3-0								
23 **Pittsburgh (29-1)	Pittsburgh 3-0								
24 **Pittsburgh (29-1)	Pittsburgh 3-0								
25 **Pittsburgh (29-1)	Pittsburgh 3-0								
26 **Pittsburgh (29-1)	Pittsburgh 3-0								
27 **Pittsburgh (29-1)	Pittsburgh 3-0								
28 **Pittsburgh (29-1)	Pittsburgh 3-0								
29 **Pittsburgh (29-1)	Pittsburgh 3-0								
30 **Pittsburgh (29-1)	Pittsburgh 3-0								
31 **Pittsburgh (29-1)	Pittsburgh 3-0								
32 **Pittsburgh (29-1)	Pittsburgh 3-0								
33 **Pittsburgh (29-1)	Pittsburgh 3-0								
34 **Pittsburgh (29-1)	Pittsburgh 3-0								
35 **Pittsburgh (29-1)	Pittsburgh 3-0								
36 **Pittsburgh (29-1)	Pittsburgh 3-0								
37 **Pittsburgh (29-1)	Pittsburgh 3-0								
38 **Pittsburgh (29-1)	Pittsburgh 3-0								
39 **Pittsburgh (29-1)	Pittsburgh 3-0								
40 **Pittsburgh (29-1)	Pittsburgh 3-0								
41 **Pittsburgh (29-1)	Pittsburgh 3-0								
42 **Pittsburgh (29-1)	Pittsburgh 3-0								
43 **Pittsburgh (29-1)	Pittsburgh 3-0								
44 **Pittsburgh (29-1)	Pittsburgh 3-0								
45 **Pittsburgh (29-1)	Pittsburgh 3-0								
46 **Pittsburgh (29-1)	Pittsburgh 3-0								
47 **Pittsburgh (29-1)	Pittsburgh 3-0								
48 **Pittsburgh (29-1)	Pittsburgh 3-0								
49 **Pittsburgh (29-1)	Pittsburgh 3-0								
50 **Pittsburgh (29-1)	Pittsburgh 3-0								
51 **Pittsburgh (29-1)	Pittsburgh 3-0								
52 **Pittsburgh (29-1)	Pittsburgh 3-0								
53 **Pittsburgh (29-1)	Pittsburgh 3-0								
54 **Pittsburgh (29-1)	Pittsburgh 3-0								
55 **Pittsburgh (29-1)	Pittsburgh 3-0								
56 **Pittsburgh (29-1)	Pittsburgh 3-0								
57 **Pittsburgh (29-1)	Pittsburgh 3-0								
58 **Pittsburgh (29-1)	Pittsburgh 3-0								
59 **Pittsburgh (29-1)	Pittsburgh 3-0								
60 **Pittsburgh (29-1)	Pittsburgh 3-0								
61 **Pittsburgh (29-1)	Pittsburgh 3-0								
62 **Pittsburgh (29-1)	Pittsburgh 3-0								
63 **Pittsburgh (29-1)	Pittsburgh 3-0								
64 **Pittsburgh (29-1)	Pittsburgh 3-0								
65 **Pittsburgh (29-1)	Pittsburgh 3-0								
66 **Pittsburgh (29-1)	Pittsburgh 3-0								
67 **Pittsburgh (29-1)	Pittsburgh 3-0								
68 **Pittsburgh (29-1)	Pittsburgh 3-0								
69 **Pittsburgh (29-1)	Pittsburgh 3-0								
70 **Pittsburgh (29-1)	Pittsburgh 3-0								
71 **Pittsburgh (29-1)	Pittsburgh 3-0								
72 **Pittsburgh (29-1)	Pittsburgh 3-0								
73 **Pittsburgh (29-1)	Pittsburgh 3-0								
74 **Pittsburgh (29-1)	Pittsburgh 3-0								
75 **Pittsburgh (29-1)	Pittsburgh 3-0								
76 **Pittsburgh (29-1)	Pittsburgh 3-0								
77 **Pittsburgh (29-1)	Pittsburgh 3-0								
78 **Pittsburgh (29-1)	Pittsburgh 3-0								
79 **Pittsburgh (29-1)	Pittsburgh 3-0								
80 **Pittsburgh (29-1)	Pittsburgh 3-0								
81 **Pittsburgh (29-1)	Pittsburgh 3-0								
82 **Pittsburgh (29-1)	Pittsburgh 3-0								
83 **Pittsburgh (29-1)	Pittsburgh 3-0								
84 **Pittsburgh (29-1)	Pittsburgh 3-0								
85 **Pittsburgh (29-1)	Pittsburgh 3-0								
86 **Pittsburgh (29-1)	Pittsburgh 3-0								
87 **Pittsburgh (29-1)	Pittsburgh 3-0								
88 **Pittsburgh (29-1)	Pittsburgh 3-0								
89 **Pittsburgh (29-1)	Pittsburgh 3-0								
90 **Pittsburgh (29-1)	Pittsburgh 3-0								
91 **Pittsburgh (29-1)	Pittsburgh 3-0								
92 **Pittsburgh (29-1)	Pittsburgh 3-0								
93 **Pittsburgh (29-1)	Pittsburgh 3-0								
94 **Pittsburgh (29-1)	Pittsburgh 3-0								
95 **Pittsburgh (29-1)	Pittsburgh 3-0								
96 **Pittsburgh (29-1)	Pittsburgh 3-0								
97 **Pittsburgh (29-1)	Pittsburgh 3-0								
98 **Pittsburgh (29-1)	Pittsburgh 3-0								
99 **Pittsburgh (29-1)	Pittsburgh 3-0								
100 **Pittsburgh (29-1)	Pittsburgh 3-0								

\* Host Institution Thursday/Friday, December 5-6  
\*\* Host Institution Friday/Saturday, December 6-7  
All times are Eastern time.  
Information subject to change.  
For more details, visit NCAA.com



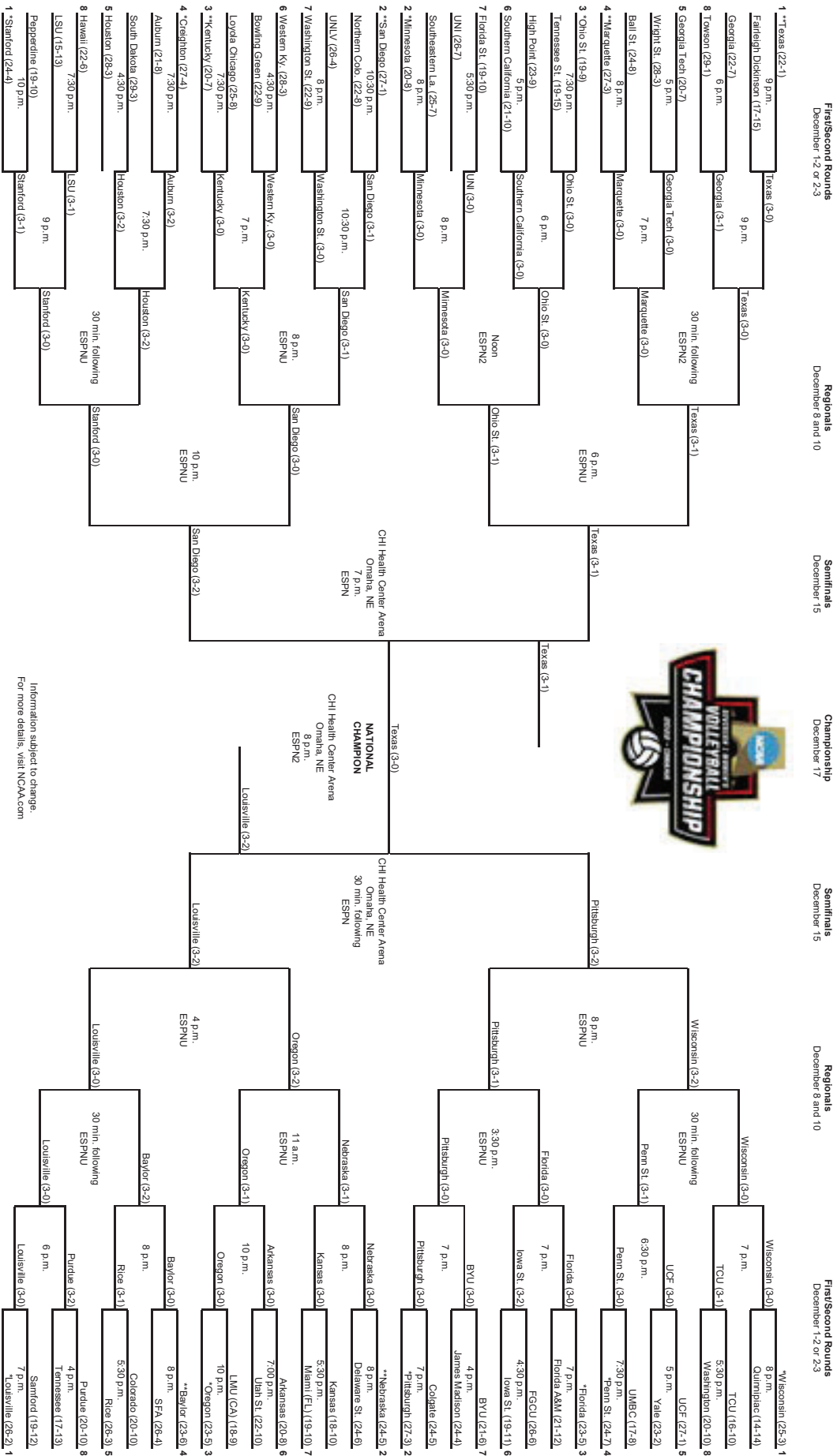








## 2022 NCAA Division I Women's Volleyball Championship



\*Host institution Friday/Saturday, December 2-3  
\*Host institution Thursday/Friday, December 1-2  
All games times are Eastern standard time.

© 2022 National Collegiate Athletic Association. No commercial use without the NCAA's written permission.



