DIVISION I WOMEN'S SOCCER CHAMPIONSHIPS RECORDS BOOK

2024 Championship 2
History 3
Elite 90 10
Won-Lost-Tied Records in Tournament Play 11
All-Time Results 16
Championship Coaching Records 27
Team-By-Team Coach Records 31
Brackets 41

2024 CHAMPIONSHIP

2024 RESULTS

First Round

Duke 8, Howard 0
Texas Tech 2, LSU 1
Michigan St. 3, Western Mich. 1
Texas 4, Boston U. 1
Iowa 2, Missouri St. 1
Georgetown 3, Fairfield 0
Virginia Tech 2, Tennessee 1
UCLA 2, California Baptist 1 (2OT)
North Carolina 8, USC Upstate 0
Santa Clara 1, BYU 0
Minnesota 2, South Dakota St. 0
South Carolina 6, East Carolina 0
Penn St. 8, Stony Brook 1
TCU 1, SFA 0
Vanderbilt 4, Lipscomb 1
Florida St. 8, Samford 0
Southern California 5, Sacramento St. 0
Saint Louis 1, Kansas 0
Wisconsin 3, Maine 1
Virginia 2, Princeton 1
Ohio St. 4, James Madison 1
Auburn 4, FIU 1
Colorado 3, Georgia 2
Wake Forest 4, Morehead St. 0
Arkansas 4, Oklahoma St. 0
California 2, Pepperdine 1 (2OT)
UConn 2, Rutgers 1
Stanford 5, UC Santa Barbara 0
Notre Dame 5, Milwaukee 1
Kentucky 1, West Virginia 1 (Kentucky won 4-2 in PKs)
Washington 0, Utah St. 0 (Washington won 3-1 in PKs)
Mississippi St. 7, Southern U. 0

Second Round

Duke 3, Texas Tech 0
Michigan St. 3, Texas 2 (OT)
Iowa 1, Georgetown 0
Virginia Tech 2, UCLA 1
North Carolina 1, Santa Clara 0
Minnesota 2, South Carolina 1
Penn St. 1, TCU 0
Vanderbilt 3, Florida St. 3 (Vanderbilt won 4-3 in PKs)
Southern California 4, Saint Louis 3 (OT)
Wisconsin 0, Virginia 0 (Wisconsin won 4-2 in PKs)
Ohio St. 2, Auburn 1
Wake Forest 3, Colorado 1
Arkansas 1, California 0
Stanford 2, UConn 1
Notre Dame 3, Kentucky 1
Mississippi St. 1, Washington 0

Third Round

Duke 2, Michigan St. 0
Virginia Tech 1, Iowa 0
Notre Carolina 3, Minnesota 0
Penn St. 3, Vanderbilt 1
Southern California 3, Wisconsin 1
Wake Forest 1, Ohio St. 0
Stanford 1, Arkansas 1 (Stanford won 4-2 in PKs)
Notre Dame 2, Mississippi St. 0

Quarterfinals

Duke 1, Virginia Tech 0
North Carolina 2, Penn St. 1 (OT)
Wake Forest 2, Southern California 2 (Wake Forest won 4-3 in PKs)
Stanford 2, Notre Dame 0

Semifinals

North Carolina 3, Duke 0
Wake Forest 1, Stanford 0

Championship

North Carolina 1, Wake Forest 0

HISTORY

RESULTS

Year	Champion (Record)	Coach	Score	Runner-Up	Host or Site	Championship Game Attendance	Championship Total Attendance
1982	North Carolina (19-2)	Anson Dorrance	2-0	UCF	UCF	1,000	3,061
1983	North Carolina (19-1)	Anson Dorrance	4-0	George Mason	UCF	700	2,598
1984	North Carolina (24-0-1)	Anson Dorrance	2-0	UConn	North Carolina	3,500	6,408
1985	George Mason (18-2-1)	Hank Leung	2-0	North Carolina	George Mason	4,500	8,033
1986	North Carolina (24-0-1)	Anson Dorrance	2-0	Colorado Col.	George Mason	1,000	6,524
1987	North Carolina (23-0-1)	Anson Dorrance	1-0	Massachusetts	Massachusetts	3,651	10,482
1988	North Carolina (18-0-3)	Anson Dorrance	4-1	NC State	North Carolina	3,500	6,280
1989	North Carolina (24-0-1)	Anson Dorrance	2-0	Colorado Col.	NC State	1,625	8,112
1990	North Carolina (24-0)	Anson Dorrance	6-0	UConn	North Carolina	3,200	13,131
1991	North Carolina (25-0)	Anson Dorrance	3-1	Wisconsin	North Carolina	3,800	12,004
1992	North Carolina (25-0)	Anson Dorrance	9-1	Duke	North Carolina	3,573	13,893
1993	North Carolina (23-0)	Anson Dorrance	6-0	George Mason	North Carolina	5,721	17,419
1994	North Carolina (25-1-1)	Anson Dorrance	5-0	Notre Dame	Portland	5,000	28,251
1995	Notre Dame (21-2-2)	Chris Petrucelli	1-0 (3OT)	Portland	North Carolina	6,926	37,995
1996	North Carolina (25-1)	Anson Dorrance	1-0 (2OT)	Notre Dame	Santa Clara	8,800	53,322
1997	North Carolina (27-0-1)	Anson Dorrance	2-0	UConn	UNC Greensboro	9,460	40,572
1998	Florida (26-1)	Becky Burleigh	1-0	North Carolina	UNC Greensboro	10,583	45,997
1999	North Carolina (24-2)	Anson Dorrance	2-0	Notre Dame	San Jose St.	14,410	72,219
2000	North Carolina (21-3)	Anson Dorrance	2-1	UCLA	San Jose St.	9,566	53,051
2001	Santa Clara (23-2)	Jerry Smith	1-0	North Carolina	SMU	7,090	55,807
2002	Portland (20-4-2)	Clive Charles	2-1 (2OT)	Santa Clara	Austin, Texas	10,027	59,410
2003	North Carolina (27-0)	Anson Dorrance	6-0	UConn	Cary, N.C.	10,042	57,243
2004	*Notre Dame (25-1-1)	Randy Waldrum	1-1 (4-3 PK)	UCLA	Cary, N.C.	7,644	56,401
2005	Portland (23-0-2)	Garrett Smith	4-0	UCLA	Texas A&M	6,578	62,569
2006	North Carolina (27-1)	Anson Dorrance	2-1	Notre Dame	Cary, N.C.	8,349	68,298
2007	Southern California (20-3-2)	Ali Khosroshahin	2-0	Florida St.	Texas A&M	8,255	61,019
2008	North Carolina (25-1-2)	Anson Dorrance	2-1	Notre Dame	Cary, N.C.	9,055	61,290
2009	North Carolina (23-3-1)	Anson Dorrance	1-0	Stanford	Texas A&M	8,536	69,358
2010	Notre Dame (21-2-2)	Randy Waldrum	1-0	Stanford	Cary, N.C.	8,157	53,145
2011	Stanford (25-0-1)	Paul Ratcliffe	1-0	Duke	Kennesaw, Ga.	9,241	62,437
2012	North Carolina (15-5-3)	Anson Dorrance	4-1	Penn St.	San Diego	6,930	67,281
2013	UCLA (22-1-3)	Amanda Cromwell	1-0 (OT)	Florida St.	Cary, N.C.	8,806	65.462
2014	Florida St. (24-1-1)	Mark Krikorian	1-0	Virginia	FAU	4,137	62,824
2015	Penn St. (22-3-2)	Erica Dambach	1-0	Duke	Cary, N.C.	13,329	75,954
2016	Southern California (19-4-2)	Kedande McAlpine	3-1	West Virginia	San Jose, CA	6,612	55,233
2017	Stanford (24-1-0)	Paul Ratcliffe	3-2	UCLA	Orlando, FL	1,938	53,446
2018	Florida St. (20-4-3)	Mark Krikorian	1-0	North Carolina	Cary, N.C.	12,512	36,062
2019	*Stanford (24-1)	Paul Ratcliffe	0-0 (5-4 PK)	North Carolina	San Jose, Calif.	9,591	81,110
2020	*Santa Clara (11-1)	Jerry Smith	1-1 (4-1 PK)	Florida St.	Cary, N.C.	5,000	16,668
2021	*Florida St. (22-1-2)	Mark Krikorian	0-0 (4-3 PK)	BYU	Santa Clara	7,087	84,153
2022	UCLA (22-2-1)	Margueritte Aozasa	3-2 (OT)	North Carolina	Cary, N.C.	9,531	84,300
2023	Florida St. (22-0-1)	Brian Pensky	5-1	Stanford	Cary, N.C.	3,954	105,748
2024	North Carolina (22-5-0)	Damon Nahas	1-0	Wake Forest	Cary, N.C.	9,475	98,916

**Declared champion on the basis of penalty kicks.*

TEAM CHAMPIONSHIPS

North Carolina	22
Florida St.	4
Notre Dame	3
Stanford	3
Portland	2
Santa Clara	2
Southern California	2
UCLA	2
Florida	1
George Mason	1
Penn St.	1

ALL-TOURNAMENT TEAMS

MOP—Most Outstanding Player.

1982

Mary Varas, UCF (MOP offensive)
Linda Gancitano, UCF (MOP defensive)

1983

Chris Taggert, Massachusetts (MOP overall)
Lisa Gmitter, George Mason (MOP offensive)
Sue Cobb, North Carolina (MOP defensive)
Senga Allen, North Carolina
Pam Baughman, George Mason
Moira Buckley, UConn
Tara Buckley, UConn
Stacy Flionis, Massachusetts
April Heinrichs, North Carolina
Beth Huber, North Carolina
Nadia Komarowski, Massachusetts
Amy Machin, North Carolina
Marcia McDermott, North Carolina
Melissa Morrone, UConn
Emily Pickering, North Carolina
Sue Vodicka, George Mason

1984

April Heinrichs, North Carolina (MOP overall)
Amy Machin, North Carolina (MOP offensive)
Shelley McElroy, UConn (MOP defensive)

1985

Pam Baughman, George Mason (MOP overall)
Betsy Drambour, George Mason (MOP defensive)
Kim Crabbe, George Mason
Lisa Gmitter, George Mason

1986

April Heinrichs, North Carolina (MOP overall)
Angela Berry, George Mason
Betsy Drambour, George Mason
Lisa Gmitter, George Mason
Kim Maslin, George Mason

1987

Michelle Akers, UCF (MOP offensive)
Debbie Belkin, Massachusetts (MOP defensive)

1988

Shannon Higgins, North Carolina (MOP offensive)
Carla Werden, North Carolina (MOP defensive)

1989

Tracey Bates, North Carolina (MOP defensive)
Kristine Lilly, North Carolina (MOP offensive)

1990

Kristine Lilly, North Carolina (MOP offensive)
Stacey Blazo, North Carolina (MOP defensive)

1991

Pam Kalinoski, North Carolina (MOP offensive)
Tisha Venturini, North Carolina (MOP defensive)

1992

Mia Hamm, North Carolina (MOP offensive)
Sue Wall, Santa Clara (MOP defensive)
Angela Kelly, North Carolina
Nancy Kramarz, Hartford
Amy Kroeger, Santa Clara
Jennifer Lewis, Santa Clara
Kristine Lilly, North Carolina
Heidi Mauger, Duke
Meegan McMullin, Santa Clara
Keri Sanchez, North Carolina
Carolyn Springer, North Carolina
Rita Tower, North Carolina
Tisha Venturini, North Carolina

1993

Mia Hamm, North Carolina (MOP offensive)
Skye Eddy, George Mason (MOP defensive)
Danielle Egan, North Carolina
Christine Ho, George Mason
Angela Kelly, North Carolina
Carmel Murphy, Stanford
Tammy Pearman, George Mason
Sarah Rafanelli, Stanford
Nicole Roberts, Massachusetts
Zola Springer, North Carolina
Rita Tower, North Carolina
Tisha Venturini, North Carolina

1994

Tisha Venturini, North Carolina (MOP offensive)
Staci Wilson, North Carolina (MOP defensive)
Robin Confer, North Carolina
Cindy Daws, Notre Dame
Danielle Egan, North Carolina
Jill Gelfenbien, UConn
Debbie Keller, North Carolina
Angela Kelly, North Carolina
Holly Manthei, Notre Dame
Michelle McCarthy, Notre Dame
Tiffeny Milbrett, Portland
Jen Renola, Notre Dame
Keri Sanchez, North Carolina
Kate Sobrero, Notre Dame

1995

Cindy Daws, Notre Dame (MOP offensive)
Kate Sobrero, Notre Dame (MOP defensive)
Robin Confer, North Carolina
Erin Fahey, Portland
Danielle Garrett (Fotopoulos), SMU
Shannon MacMillan, Portland
Holly Manthei, Notre Dame
Michelle McCarthy, Notre Dame
Wynne McIntosh, Portland
Cindy Parlow, North Carolina
Jen Renola, Notre Dame
Staci Wilson, North Carolina

1996
Debbie Keller, North Carolina (MOP offensive)
Nel Fettig, North Carolina (MOP defensive)
Justi Baumgardt, Portland
Mandy Clemens, Santa Clara
Robin Confer, North Carolina
Lorrie Fair, North Carolina
Jen Grubb, Notre Dame
Regina Holan, Portland
Jennifer Lalor, Santa Clara
Cindy Parlow, North Carolina
Jen Renola, Notre Dame
Laurie Schwoy, North Carolina
Jenny Streiffer, Notre Dame

1997
Robin Confer, North Carolina (MOP offensive)
Siri Mullinix, North Carolina (MOP defensive)
Mandy Clemens, Santa Clara
Carey Dorn, UConn
Lorrie Fair, North Carolina
Jacqui Little, Santa Clara
Holly Manthei, Notre Dame
Cindy Parlow, North Carolina
Tiffany Roberts, North Carolina
Heather Stone, UConn
Jenny Streiffer, Notre Dame
Jen Tietjen, UConn
Sara Whalen, UConn
Staci Wilson, North Carolina

1998
Danielle Fotopoulos, Florida (MOP offensive)
Meredith Flaherty, Florida (MOP defensive)
Keisha Bell, Florida
Lorrie Fair, North Carolina
Meredith Florance, North Carolina
Michelle French, Portland
Angela Harrison, Portland
Heather Mitts, Florida
Cindy Parlow, North Carolina
Tiffany Roberts, North Carolina
Laurie Schwoy, North Carolina
Nikki Serlenga, Santa Clara

1999
Susan Bush, North Carolina (MOP offensive)
Lorrie Fair, North Carolina (MOP defensive)
LaKeysia Beene, Notre Dame
Meredith Florance, North Carolina
Jen Grubb, Notre Dame
Jena Kluegel, North Carolina
Kim Patrick, North Carolina
Anne Remy, North Carolina
Nikki Serlenga, Santa Clara
Danielle Slaton, Santa Clara
Jenny Streiffer, Notre Dame
Christie Welsh, Penn St.

2000
Meredith Florance, North Carolina (MOP offensive)
Catherine Reddick, North Carolina (MOP defensive)
Daniella Borgman, North Carolina
Meotis Erickson, Notre Dame
Karissa Hampton, UCLA
Venus James, UCLA
Jena Kluegel, North Carolina
Kim Patrick, North Carolina
Cheryl Loveless, Portland
Lauren Orlandos, Portland
Liz Wagner, Notre Dame
Jordan Walker, North Carolina
Amy Warner, Notre Dame

2001
Aly Wagner, Santa Clara (MOP offensive)
Danielle Slaton, Santa Clara (MOP defensive)
Jessica Ballweg, Santa Clara
Jordan Kellgren, North Carolina
Jena Kluegel, North Carolina
Anna Kraus, Santa Clara
Leslie Osborne, Santa Clara
Sara Randolph, North Carolina
Catherine Reddick, North Carolina
Anne Remy, North Carolina
Veronica Zepeda, Santa Clara

2002
Christine Sinclair, Portland (MOP offensive)
Jessica Ballweg, Santa Clara (MOP defensive)
Lauren Arase, Portland
Devvyn Hawkins, Santa Clara
Joanna Lohman, Penn St.
Erin Misaki, Portland
Lauren Orlandos, Portland
Catherine Reddick, North Carolina
Lindsay Tarpley, North Carolina
Aly Wagner, Santa Clara
Veronica Zepeda, Santa Clara

2003
Heather O'Reilly, North Carolina (MOP offensive)
Catherine Reddick, North Carolina (MOP defensive)
Lori Chalupny, North Carolina
Jessica Giertsen, UConn
Kristen Graczyk, UConn
Nandi Price, UCLA
Alyssa Ramsey, North Carolina
Lindsay Tarpley, North Carolina
Maggie Tomecka, North Carolina
India Trotter, Florida St.
Carmen Watley, North Carolina

2004
Katie Thorlakson, Notre Dame (MOP offensive)
Erika Bohn, Notre Dame (MOP defensive)
Danesha Adams, UCLA
Kendal Billingsley, UCLA
Candace Chapman, Notre Dame
Bristyn Davis, UCLA
Valerie Henderson, UCLA
Iris Mora, UCLA
Leslie Osborne, Santa Clara
Melissa Tancredi, Notre Dame
Romy Trigg Smith, Princeton

2005
Christine Sinclair, Portland (MOP offensive)
Cori Alexander, Portland (MOP defensive)
Danesha Adams, UCLA
Lindsey Huie, Portland
Stephanie Lopez, Portland
Erin McLeod, Penn St.
Iris Mora, UCLA
Jill Oakes, UCLA
Megan Rapinoe, Portland
India Trotter, Florida St.
Angie Woznuk, Portland

2006
Robin Gayle, North Carolina (MOP offensive)
Heather O'Reilly, North Carolina (MOP defensive)
Yael Averbuch, North Carolina
Brittany Bock, Notre Dame
Kristi Eveland, North Carolina
Kerri Hanks, Notre Dame
Tobin Heath, North Carolina
Jill Krivacek, Notre Dame
Casey Nogueira, North Carolina
Kelly Rowland, Florida St.
India Trotter, Florida St.

2007
Amy Rodriguez, Southern California (MOP offensive)
Kristin Olsen, Southern California (MOP defensive)
Lauren Cheney, UCLA
Janessa Currier, Southern California
Amanda DaCosta, Florida St.
Christina DiMartino, UCLA
Kerri Hanks, Notre Dame
Kasey Johnson, Southern California
Sanna Talonen, Florida St.
Marihelen Tomer, Southern California
Mami Yamaguchi, Florida St.

2008
Casey Nogueira, North Carolina (MOP offensive)
Carrie Drew, Notre Dame (MOP defensive)
Yael Averbuch, North Carolina
Courtney Barg, Notre Dame
Brittani Bartok, North Carolina
Lauren Cheney, UCLA
Whitney Engen, North Carolina
Kerri Hanks, Notre Dame
Tobin Heath, North Carolina
Kelsey Lysander, Notre Dame
Christen Press, Stanford

2009
Casey Nogueira, North Carolina (MOP offensive)
Whitney Engen, North Carolina (MOP defensive)
Lauren Cheney, UCLA
Lauren Fowlkes, Notre Dame
Ashlyn Harris, North Carolina
Tobin Heath, North Carolina
Rachel Givan, North Carolina
Sydney Leroux, UCLA
Jessica McDonald, North Carolina
Kelley O'Hara, Stanford
Christen Press, Stanford

2010
Melissa Henderson, Notre Dame (MOP offensive)
Jessica Schuveiller, Notre Dame (MOP defensive)
Rose Augustin, Notre Dame
Courtney Barg, Notre Dame
Katie Baumgardner, Ohio St.
Hannah Cerrone, Boston College
Mandy Laddish, Notre Dame
Adriana Leon, Notre Dame
Camille Levin, Stanford
Emily Oliver, Stanford
Christen Press, Stanford

2011
Teresa Noyola, Stanford (MOP offensive)
Emily Oliver, Stanford (MOP defensive)
Alina Garciamendez, Stanford
Tori Huster, Florida St.
Kaitlyn Kerr, Duke
Camille Levin, Stanford
Nicole Lipp, Duke
Kristen Meier, Wake Forest
Mollie Pathman, Duke
Chioma Ubogagu, Stanford
Kristy Zermuhlen, Stanford

2012
Satara Murray, North Carolina (MOP defensive)
Kealia Ohai, North Carolina (MOP offensive)
Amber Brooks, North Carolina
Crystal Dunn, North Carolina
Adelaide Gay, North Carolina
Maddy Evans, Penn St.
Maya Hayes, Penn St.
Christine Nairn, Penn St.
Taylor Schram, Penn St.
Emily Oliver, Stanford
Tiffany McCarty, Florida St.

2013
Ally Courtnall, UCLA (MOP defensive)
Jamia Fields, Florida St. (MOP offensive)
Sarah Killion, UCLA
Megan Oyster, UCLA
Katelyn Rowland, UCLA
Ashley Manning, Virginia Tech
Ashley Meier, Virginia Tech
Kristin Grubka, Florida St.
Kelsey Wys, Florida St.
Morgan Brian, Virginia
Makenzy Doniak, Virginia

2014
Emily Sonnett, Virginia (MOP defensive)
Cheyna Williams, Florida St.(MOP offensive)
Makenzy Doniak, Virgina
Dagny Brynjarsdottir, Florida St.
Danielle Colaprico, Virginia
Morgan Brian, Virginia
Jamia Fields, Florida St.
Kristin Grubka, Florida St.
Cassie Miller, Florida St.
Loeau LaBonta, Stanford
Isabella Schmid, Florida St.
Kelley Monogue, Texas A&M

2015
EJ Proctor, Duke (MOP defensive)
Raquel Rodriquez, Penn St. (MOP offensive)
Megan Connolly, Florida St.
Frannie Crouse, Penn St.
Christina Gibbons, Duke
Kayla McCoy, Duke
Emily Ogle, Penn St.
Toni Payne, Duke
Kaleigh Riehl, Penn St.
Mallory Weber, Penn St.
Cheyna Williams, Florida St.

2016
Katie Johnson, Southern California (MOP offensive)
Kadeisha Buchanan, West Virginia (MOP defensive)
Morgan Andrews, Southern California
Rylee Foster, West Virginia
Mandy Freeman, Southern California
Hanna Gardner, North Carolina
Sh'Nia Gordon, West Virginia
Chloe Knott, Georgetown
Ashley Lawrence, West Virginia
Kayla Mills, Southern California
Sammy Jo Prudhomme, Southern California
Leah Pruitt, Southern California

2017
Jaye Boissiere, Stanford, (MOP offensive)
Tierna Davidson, Stanford (MOP defensive)
Jordan Dibiasi, Stanford
Imani Dorsey, Duke
Jessie Fleming, UCLA
Zoey Goralski, UCLA
Alison Jahansouz, Stanford
Catarina Macario, Stanford
Savannah Mccaskill, South Carolina
Andi Sullivan, Stanford
Hallie Mace, UCLA

2018
Dallas Dorosy, Florida St. (MOP offensive)
Jaelin Howell, Florida St. (MOP defensive)
Caroline Jeffers, Florida St.
Natalia Kuikka, Florida St.
Gabby Carle, Florida St.
Malia Berkely, Florida St.
Kyra Carusa, Georgetown
Emily Fox, North Carolina
Julia Ashley, North Carolina
Dorian Bailey, North Carolina
Catarina Macario, Stanford

2019
Sophia Smith, Stanford (MOP offensive)
Naomi Girma, Stanford (MOP defensive)
Madison Haley, Stanford
Katie Meyer, Stanford
Catarina Macario, Stanford
Kiki Pickett, Stanford
Julia Dorsey, North Carolina
Morgan Goff, North Carolina
Lotte Wubben-Moy, North Carolina
Jessie Fleming, UCLA
Morgan Weaver, Washington St.

2020

Kelsey Turnbow, Santa Clara (MOP offensive)
Alex Lorea, Santa Clara (MOP defensive)
Sally Menti, Santa Clara
Julie Doyle, Santa Clara
Clara Robbins, Florida St.
Yujie Zhao, Florida St.
Emily Madril, Florida St.
Jenna Nighswonger, Florida St.
Lia Godfrey, Virginia
Rebecca Jarrett, Virginia
Brianna Pinto, North Carolina

2021

Yujie Zhao, Florida St. (MOP offensive)
Cristina Roque, Florida St. (MOP defensive)
Jaelin Howell, Florida St.
Emily Madril, Florida St.
Mikayla Colohan, BYU
Cameron Tucker, BYU
Laveni Vaka, BYU
Amirah Ali, Rutgers
Gabby Provenzano, Rutgers
Alex Loera, Santa Clara
Kelsey Turnbow, Santa Clara

2022

Reilyn Turner, UCLA (MOP offensive)
Lilly Reale, UCLA (MOP defensive)
Lexi Wright, UCLA
Ally Lemos, UCLA
Avery Patterson, North Carolina
Tori Hansen, North Carolina
Ally Sentnor, North Carolina
Jody Brown, Florida St.
Leilanni Nesbeth, Florida St.
Reyna Reyes, Alabama
Felicia Knox, Alabama

2023

Jordynn Dudley, Florida St. (MOP offensive)
Lauren Flynn, Florida St. (MOP defensive)
Taylor Huff, Florida St.
Jody Brown, Florida St.
Leilanni Nesbeth, Florida St.
Cristina Roque, Florida St.
Shae Harvey, Stanford
Maya Doms, Stanford
Brecken Mozingo, BYU
Izzi Stratton, BYU
Hal Hershfelt, Clemson

2024

Olivia Thomas, North Carolina (MOP offensive)
Clare Gagne, North Carolina (MOP defensive)
Trinity Armstrong, North Carolina
Linda Ullmark, North Carolina
Zara Chavoshi, Wake Forest
Emily Colton, Wake Forest
Emily Murphy, Wake Forest
Lizzie Boamah, Stanford
Allie Montoya, Stanford
Elle Hase, Duke
Hannah Bebar, Duke

TOURNAMENT SCORING LEADERS

Year	Player, School	G	A	P
1982	Mary Vargas, UCF	2	0	4
	Donna MacDougall, UConn	2	0	4
	Synthia Scott, North Carolina	2	0	4
	Moira Buckley, UConn	0	4	4
	Laura Mayer, Harvard	1	2	4
1983	April Heinrichs, North Carolina	4	0	8
	Amy Machin, North Carolina	3	2	8
1984	Catherine Spence, Massachusetts	5	1	11
1985	Lisa Gmitter, George Mason	3	1	7
1986	April Heinrichs, North Carolina	4	1	9
1987	Michelle Akers, UCF	3	1	7
1988	Shannon Higgins, North Carolina	4	1	9
1989	Shannon Higgins, North Carolina	3	4	10
1990	Kristine Lilly, North Carolina	4	2	10
1991	Pam Kalinoski, North Carolina	3	3	9
1992	Mia Hamm, North Carolina	5	2	12
1993	Mia Hamm, North Carolina	6	4	16
1994	Angela Kelly, North Carolina	4	3	11
	Tiffeny Milbrett, Portland	5	1	11
1995	Danielle Garrett (Fotopoulos), SMU	4	1	9
1996	Danielle Fotopoulos, Florida	5	1	11
	Laurie Schwoy, North Carolina	4	3	11
	Amy VanLaacke, Notre Dame	5	1	11
1997	Sara Whalen, UConn	5	3	13
1998	Meredith Florance, North Carolina	3	2	8
1999	Kim Patrick, North Carolina	4	3	11
2000	Meredith Florance, North Carolina	4	1	9
	Stephanie Rigamat, UCLA	3	3	9
2001	Abby Wambach, Florida	5	4	14
2002	Christine Sinclair, Portland	10	1	21
2003	Heather O'Reilly, North Carolina	8	2	18
2004	Katie Thorlakson, Notre Dame	4	6	14
2005	Kara Lang, UCLA	8	1	17
2006	Kerri Hanks, Notre Dame	4	8	16
2007	Sanna Talonen, Florida St.	8	1	17
2008	KayAnne Gummersall, Duke	4	1	9
	Kerri Hanks, Notre Dame	2	5	9
	Casey Nogueira, North Carolina	4	1	9
	McCall Zerboni, UCLA	4	1	9
2009	Sydney Leroux, UCLA	8	0	16
2010	Melissa Henderson, Notre Dame	3	4	10
2011	Katie Stengel, Wake Forest	5	3	13
2012	Tiffany McCarty, Florida St.	7	1	15
2013	Makenzy Doniak, Virginia	5	1	11
2014	Morgan Brian, Virginia	4	9	17
2015	Morgan Andrews, Southern California	5	0	10
	Emily Ogle, Penn St.	4	2	10
2016	Brooke Ramsier, Auburn	4	2	10
2017	Imani Dorsey, Duke	4	3	11
2018	Julia Ashley, North Carolina	3	5	11
	Ashley Sanchez, UCLA	2	7	11
2019	Catarina Macario, Stanford	9	5	23
2020	Gabriella Coleman, Oklahoma St.	4	0	8
	Izzy D'Aquila, Santa Clara	3	2	8
	Alexa Spaanstra, Virginia	4	0	8
2021	Mikayla Colohan, BYU	5	2	12
2022	Jessica De Filippo, Arkansas	6	2	14
2023	Kaitlyn MacBean, Penn St.	4	4	12
2024	Kate Faasse, North Carolina	4	3	11
	Caiya Hanks, Wake Forest	3	5	11

INDIVIDUAL RECORDS

Goals, Game

4—Danesha Adams, UCLA (5) vs. Virginia (0), 2005; Sydney Leroux, UCLA (7) vs. Boise St. (1), 2009; Melissa Henderson, Notre Dame (6) vs. Central Mich. (1), 2009; Christabel Oduro, Memphis (7) vs. UT Martin (0), 2011; Jaycie Johnson, Nebraska (4) vs. Southeastern La. (0), Dani Rhodes, Wisconsin (6) vs. Hofstra (0); Catarina Macario, Stanford (15) vs. Prairie View (0), 2020; Penelope Hocking, Southern California (5) vs. Cal St. Fullerton (1), 2020; Jasmine Aikey, Stanford (6) vs. San Jose St. (0), 2022; Mia Minestrella, Duke (8) vs. Howard (0), 2024; Holly Ward, Texas (4) vs. Boston U. (1).

Goals, Tournament

10—Christine Sinclair, Portland (2 vs. Idaho St., 2 vs. Utah, 3 vs. Richmond, 1 vs. Penn St., 2 vs. Santa Clara), 2002.

Goals, Career

25—Christine Sinclair, Portland, 2001-02-04-05.

Assists, Game

5—Kacey White, North Carolina (6) vs. Pepperdine (0), 2005; Catarina Macario, Stanford (15) vs. Prairie View (0), 2020

Assists, Tournament

11—Lindsay Tarpley, North Carolina (1 vs. High Point, 4 vs. UNC Greensboro, 3 vs. Purdue, 1 vs. Santa Clara, 2 vs. UConn), 2003.

Assists, Career

19—Lindsay Tarpley, North Carolina, 2003-04-05-06.

Points, Game

13—Catarina Macario (four goals and five assists), Stanford (15) vs. Prairie View (0), 2020

Points, Tournament

23—Catarina Macario (nine goals, five assists; 13 vs. Prairie View, 4 vs/ Hofstra, 2 vs. Penn St., 4 vs. BYU, 0 vs. UCLA, 0 vs. North Carolina), Stanford, 2020.

Points, Career

56—Christine Sinclair (25 goals, 6 assists), Portland, 2001-02-04-05.

Saves, Game

23—Kathy Brophy, Boston College (2) vs. Massachusetts (3), 1984.

Lowest Goals-Against Average, Tournament (Minimum 3 games, 50% of team minutes)

0.00—Anne Sherow, North Carolina (vs. William & Mary, California and Massachusetts), 1987; Lori Walker, North Carolina (vs. Hartford, NC State and Colorado Col.), 1989; Tracy Noonan, North Carolina (vs. Vanderbilt, Santa Clara and Notre Dame), 1995; Jen Renola, Notre Dame (vs. Wisconsin, UConn, North Carolina and Portland), 1995; Nicole Barnhart, Stanford (vs. Cal Poly, California, Notre Dame and Portland), 2002; Aly Winget, North Carolina (vs. High Point, UNC Greensboro, Purdue, Santa Clara, UCLA and UConn), 2003.

Lowest Goals-Against Average, Career (Minimim 5 games)

0.21—Siri Mullinix, North Carolina, 1996-97-98 (3 goals, 15 games [1,281 minutes]).

TEAM RECORDS

Goals, Game

15—Stanford vs. Prairie View (0), 2019.

Goals, Two Teams, Game

15—Stanford (15) vs. Prairie View (0), 2019.

Shots, Game

45—TCU (8) vs. Prairie View (0), 2021.

Corner Kicks, Game

19—Nebraska (3) vs. Minnesota (2) (2), 1996.

Fouls, Game

37—NC State (1) vs. William & Mary (0) (2OT), 1995.

Goals, Tournament

32—North Carolina (8 vs. High Point, 5 vs. UNC Greensboro, 7 vs. Purdue, 3 vs. Santa Clara, 3 vs. UCLA, 6 vs. UConn), 2003.

Goals Per Game, Tournament (Minimum 3 games)

6.33—North Carolina (19 goals in three games), 1992.

Lowest Goals-Against Average, Tournament (Minimum 3 games)

0.00—North Carolina, 3 games, 1987-89-95; Notre Dame, 4 games, 1995; Stanford, 5 games, 2002; North Carolina, 6 games, 2003;Florida St., 5 games, 2014.

Overtime Games, Tournament

3—Clemson (vs. Vanderbilt, Oklahoma St. and Stanford), 2006; Washington (vs. Portland, UC Irvine and Boston College), 2010; North Carolina (vs. Baylor, BYU and Stanford), 2012; UCLA, (vs. North Carolina, Virginia and Florida St.), 2013.; Florida St., (vs. Duke, Virginia, and Santa Clara)

Largest Deficit Overcome To Win

3—Florida (4) vs. Ole Miss (3), 2003.

ELITE 90 AWARD

Year	Name, School	GPA	Major
2009	Kristi Eveland, North Carolina	3.930	Business Administration
2010	Courtney Jenkins, Ohio St.	3.968	Health Sciences
2011	Mollie Pathman, Duke	3.912	Sports Medicine
2012	Caitlin Ball, North Carolina	3.913	Journalism and Mass Communications
2013	Katie Yensen, Virginia Tech	3.980	Biology
2014	Kacy Scarpa, Florida St.	3.948	Exercise Science
2015	Casey Martinez, Duke	4.000	Biology
2016	Frances Reuland, North Carolina	4.000	Environmental Sciences
2017	Michelle Xiao, Stanford	3.985	Biomechanical Engineering
2018	Gabby Carle, Florida St.	4.000	Exercise Physiology
2019	Natalie Chandler, North Carolina	4.000	Health Policy and Management
2020	Kristina Lynch, Florida St.	4.000	Biology
2021	Gabby Carle, Florida St.	4.000	Exercise Physiology
2022	Beata Olsson, Florida St.	3.980	Environment and Society
2023	Bella Folino, BYU	4.000	Business Administration
2024	Laurel Ansbrow, Wake Forest	4.000	Health & Exercise Science

The Elite 90 is presented to the student-athlete with the highest cumulative grade-point average participating at the finals site for each of the NCAA's 90 championships.

WON-LOST-TIED RECORDS IN TOURNAMENT PLAY

(Note: Beginning in 1985, no third-place game was played. Non-advancing semifinalists are credited with third place.)

Team (Years Participated)	Yrs.	Won	Lost	Tied	Pct.	1st	2nd	3rd	4th
Abilene Christian (2018)	1	0	1	0	.000	0	0	0	0
Alabama (1998-2011-17-21-22-23)	6	6	6	0	.500	0	0	1	0
Alabama A&M (2007)	1	0	1	0	.000	0	0	0	0
Alabama St. (2016-17-20)	3	0	3	0	.000	0	0	0	0
American (2002)	1	0	1	0	.000	0	0	0	0
Arizona (2004-05-14-15-17-18-19)	7	8	7	0	.533	0	0	0	0
Arizona St. (2000-02-03-09-10-12-14-20-22-23)	10	5	9	1	.367	0	0	0	0
Ark.-Pine Bluff * (2011)	1	0	1	0	.000	0	0	0	0
Arkansas (2013-14-16-17-18-19-20-21-22-23-24)	11	15	7	5	.648	0	0	0	0
Army West Point (2008-11)	2	0	2	0	.000	0	0	0	0
Auburn (2001-02-03-04-06-07-08-09-10-11-12-14-15-16-17-18-21-24)	18	14	18	0	.438	0	0	0	0
Barry (1987)	1	0	1	0	.000	0	0	0	0
Baylor (1998-99-2011-12-17-18)	6	8	5	2	.600	0	0	0	0
Belmont (2008-19)	2	0	2	0	.000	0	0	0	0
Binghamton (2004)	1	0	1	0	.000	0	0	0	0
Birmingham-So. (2004)	1	0	1	0	.000	0	0	0	0
Boise St. (2009-19)	2	0	2	0	.000	0	0	0	0
Boston College (1982-83-84-85-99-2001-03-04-05-06-07-08-09-10-11-12-13-15-18)	19	22	18	4	.545	0	0	1	0
Boston U. (2000-01-03-05-06-07-08-09-10-11-13-14-15-18-24)	15	5	15	0	.250	0	0	0	0
Bowling Green (2004-05-18-19-20-21)	6	0	5	1	.083	0	0	0	0
Brown (1982-83-84-85-86-94-2019-21-22-23)	10	4	9	2	.333	0	0	0	0
Bucknell (2001-05-16-17-21-22-23)	7	0	7	0	.000	0	0	0	0
Buffalo (2014-22)	2	0	2	0	.000	0	0	0	0
Butler (2015-17-21)	3	0	3	0	.000	0	0	0	0
BYU (1997-98-99-2000-01-02-03-05-06-07-08-09-10-12-13-14-15-16-18-19-20-21-22-23-24)	25	27	22	7	.545	0	1	1	0
Cal Poly (1999-2000-02-03-04)	5	1	5	0	.167	0	0	0	0
Cal St. East Bay (1985-86)	2	0	2	0	.000	0	0	0	0
Cal St. Fullerton (2001-05-06-07-13-14-15-17-19)	9	3	8	1	.292	0	0	0	0
California (1983-84-86-87-88-93-98-99-2000-01-02-04-05-06-07-08-09-10-11-12-13-14-15-16-17-19-22-24)	28	16	27	3	.380	0	0	2	1
California Baptist (2024)	1	0	1	0	.000	0	0	0	0
Campbell (2004-20)	2	0	2	0	.000	0	0	0	0
Central Conn. St. (1998-2002-03-04-05-08-14-18-19-20-21-23)	12	2	12	0	.143	0	0	0	0
Central Mich. (2009-10-12)	3	1	3	0	.250	0	0	0	0
Charlotte (1998-2002-07-08-16)	5	2	5	0	.286	0	0	0	0
Cincinnati (1983-86-94-97-2001-02-15)	7	4	7	0	.364	0	0	0	0
Clemson (1994-95-96-97-98-99-2000-01-02-03-04-05-06-07-14-15-16-17-18-19-20-21-22-23)	24	15	20	13	.448	0	0	1	0
Colgate (1997-98-99-2004-09-12)	6	1	6	0	.143	0	0	0	0
Colorado (2003-04-05-06-07-08-13-14-16-17-19-20-23-24)	14	11	14	1	.442	0	0	0	0
Colorado Col. (1984-85-86-87-88-89-90-91-2006-12-13)	11	10	10	1	.500	0	2	3	0
Columbia (2006-23)	2	1	2	0	.333	0	0	0	0
Cortland (1982-83-84-85)	4	2	4	0	.333	0	0	0	0
Creighton (2002-04-05-07-10)	5	0	5	0	.000	0	0	0	0
CSUN (2012)	1	0	1	0	.000	0	0	0	0
Dartmouth (1993-94-96-98-99-2000-01-02-03-05)	10	6	10	0	.375	0	0	0	0
Davidson (2009)	1	0	1	0	.000	0	0	0	0
Dayton (1999-2001-02-03-04-09-10-11-14-16)	10	4	9	2	.333	0	0	0	0
Denver (2001-02-03-06-07-08-09-12-13-17-18-20)	12	4	12	0	.250	0	0	0	0
DePaul (2003-13-14)	3	0	3	0	.000	0	0	0	0
Detroit Mercy (2004)	1	1	1	0	.500	0	0	0	0
Drake (2006)	1	0	1	0	.000	0	0	0	0
Duke (1992-93-94-95-96-97-99-2000-01-03-04-05-06-07-08-09-10-11-12-13-15-16-17-18-19-20-21-22-24)	29	52	25	11	.653	0	3	2	0
Duquesne (2015)	1	0	1	0	.000	0	0	0	0
East Carolina (2024)	1	0	1	0	.000	0	0	0	0
Eastern Ill. (2001-02-03-04)	4	0	4	0	.000	0	0	0	0
Eastern Mich. (1999)	1	0	1	0	.000	0	0	0	0
Eastern Wash. (2016-17)	2	0	2	0	.000	0	0	0	0
Elon (1999-2020)	2	0	2	0	.000	0	0	0	0
Evansville (1998-99-2001-08-15)	5	0	5	0	.000	0	0	0	0

Team (Years Participated)	Yrs.	Won	Lost	Tied	Pct.	1st	2nd	3rd	4th
Fairfield (1997-98-99-2005-08-24)	6	0	6	0	.000	0	0	0	0
FDU (2015-22)	2	0	2	0	.000	0	0	0	0
FGCU (2011-12-14-15-16-17-22-23)	8	1	8	0	.111	0	0	0	0
FIU (1993-2011-24)	3	0	3	1	.125	0	0	0	0
Fla. Atlantic (2005)	1	0	1	0	.000	0	0	0	0
Florida (1996-97-98-99-2000-01-03-04-05-06-07-08-09-10-11-12-13-14-15-16-17-19)	22	35	19	4	.638	1	0	1	0
Florida St. (2000-01-02-03-04-05-06-07-08-09-10-11-12-13-14-15-16-17-18-19-20-21-22-23-24)	25	83	19	6	.796	4	3	7	0
Fresno St. (1999-2005-08-10)	4	0	4	0	.000	0	0	0	0
Furman (1999-2000-02-04-07-13-15-20)	8	0	8	0	.000	0	0	0	0
Ga. Southern (2012)	1	0	1	0	.000	0	0	0	0
George Mason (1982-83-84-85-86-88-89-93-94-96-97)	11	13	10	1	.563	1	2	1	0
George Washington (1996)	1	0	1	0	.000	0	0	0	0
Georgetown (2007-10-12-13-14-15-16-17-18-19-20-21-22-23-24)	15	17	12	5	.574	0	0	2	0
Georgia (1997-98-2001-03-07-08-09-11-14-22-23-24)	12	9	11	2	.455	0	0	0	0
Gonzaga (2005-23)	2	1	2	0	.333	0	0	0	0
Grambling (2006-23)	2	0	2	0	.000	0	0	0	0
Grand Canyon (2021-23)	2	0	2	0	.000	0	0	0	0
Hartford (1989-90-91-92-94-95-97-98-99-2000-01-02-06)	13	9	13	0	.409	0	0	1	0
Harvard (1982-84-94-96-97-98-99-2000-01-04-08-09-11-13-14-16-21-22-23)	19	11	18	1	.383	0	0	0	0
Hawaii (2007)	1	0	1	0	.000	0	0	0	0
High Point (2003-07-09-10-14-17-21)	7	0	7	0	.000	0	0	0	0
Hofstra (2005-07-10-12-15-17-18-19-21-22)	10	5	10	1	.344	0	0	0	0
Holy Cross (2000)	1	0	1	0	.000	0	0	0	0
Houston Christian (2014-16)	2	0	2	0	.000	0	0	0	0
Howard (2015-18-24)	3	0	3	0	.000	0	0	0	0
Idaho (2023)	1	0	1	0	.000	0	0	0	0
Idaho St. (2001-02-03-06-12)	5	0	5	1	.083	0	0	0	0
Illinois (2000-01-03-04-05-06-07-08-10-11-12-13)	12	11	12	3	.481	0	0	0	0
Illinois St. (2003-09-11-12-13-14-16)	7	1	7	2	.200	0	0	0	0
Indiana (1996-98-2007-13-23)	5	3	5	1	.389	0	0	0	0
Iowa (2013-19-20-23-24)	5	4	5	0	.444	0	0	0	0
Iowa St. (2005)	1	0	1	0	.000	0	0	0	0
IU Indy (2009-17)	2	0	2	0	.000	0	0	0	0
Jackson St. (2010-13-22)	3	0	3	0	.000	0	0	0	0
Jacksonville (2000-06-13)	3	0	3	0	.000	0	0	0	0
James Madison (1995-96-97-98-99-2002-04-07-08-10-15-23-24)	13	9	13	0	.409	0	0	0	0
Kansas (2001-03-04-08-11-14-16-18-19-24)	10	8	10	0	.444	0	0	0	0
Keene St. (1983)	1	0	1	0	.000	0	0	0	0
Kennesaw St. (2007-09)	2	0	2	0	.000	0	0	0	0
Kent St. (2016)	1	0	1	0	.000	0	0	0	0
Kentucky (1995-96-98-99-2001-02-06-11-12-13-14-24)	12	3	11	3	.265	0	0	0	0
La Salle (2011-12-13-14-17)	5	0	5	0	.000	0	0	0	0
Lamar University (2017-19-22-23)	4	0	4	0	.000	0	0	0	0
Lehigh (2010)	1	0	1	0	.000	0	0	0	0
Liberty (2000-01-05-13-15-16-20-23)	8	0	8	0	.000	0	0	0	0
Libscomb (2018-19-21-24)	4	1	4	0	.200	0	0	0	0
Little Rock (2018)	1	0	1	0	.000	0	0	0	0
LIU (1999-2006-11-12)	4	0	4	0	.000	0	0	0	0
LMU (CA) (2002-06-15)	3	2	3	0	.400	0	0	0	0
Long Beach St. (2008-10-11-12-15-16-18)	7	3	7	0	.300	0	0	0	0
Louisville (2006-07-11-13-18-19)	6	3	4	2	.444	0	0	0	0
Loyola Chicago (2003-06-07-18-19-20-21)	7	0	7	0	.000	0	0	0	0
Loyola Maryland (2001-02-03-04-07-09-12)	7	0	7	0	.000	0	0	0	0
LSU (2007-08-09-11-15-18-21-22-23-24)	10	3	9	2	.286	0	0	0	0
Maine (2023-24)	2	0	2	0	.000	0	0	0	0
Marist (2011)	1	0	1	0	.000	0	0	0	0
Marquette (1999-2000-01-02-05-06-08-09-10-11-12-13-16)	13	9	10	4	.478	0	0	0	0
Maryland (1995-96-97-98-99-2001-02-03-04-09-10-11-12)	13	14	11	2	.556	0	0	0	0
Massachusetts (1982-83-84-85-86-87-88-89-91-92-93-94-95-96-97)	15	17	15	0	.531	0	1	4	0
McNeese (2006)	1	0	1	0	.000	0	0	0	0
Memphis (2007-08-09-10-11-16-18-19-20-21-22-23)	12	6	11	1	.361	0	0	0	0
Mercer (2010-14)	2	0	2	0	.000	0	0	0	0
Miami (FL) (2001-07-08-11-12)	5	1	4	1	.250	0	0	0	0
Miami (OH) (2000-01-02-12)	4	3	4	0	.429	0	0	0	0
Michigan (1997-98-99-2000-01-02-03-04-06-10-12-13-16-19-21-23)	16	19	13	3	.586	0	0	0	0

Team (Years Participated)	Yrs.	Won	Lost	Tied	Pct.	1st	2nd	3rd	4th
Michigan St. (2002-05-08-09-22-23-24)	7	7	7	0	.500	0	0	0	0
Middle Tenn. (2010)	1	0	1	0	.000	0	0	0	0
Milwaukee (1997-2001-02-05-06-08-09-10-11-12-13-18-19-20-21-22-23-24)	18	3	18	2	.174	0	0	0	0
Minnesota (1995-96-97-98-99-2008-10-13-15-16-18-24)	12	11	11	1	.500	0	0	0	0
Mississippi St. (2018-22-23-24)	4	5	4	0	.556	0	0	0	0
Mississippi Val. (2005-08-12)	3	0	3	0	.000	0	0	0	0
Missouri (1999-2003-07-08-12-14-16)	7	3	5	3	.409	0	0	0	0
Missouri St. (2000-17-22-24)	4	0	3	1	.125	0	0	0	0
Mo.-St. Louis (1982-83)	2	1	3	0	.250	0	0	0	1
Monmouth (2007-09-13-16-17-18-19-21)	8	0	7	1	.063	0	0	0	0
Montana (1999-2000-11-18-20-21)	6	1	6	0	.143	0	0	0	0
Morehead St. (2008-10-13-23-24)	5	0	5	0	.000	0	0	0	0
Murray St. (2009-15-17-18)	4	0	4	0	.000	0	0	0	0
Navy (2003-06-07-19-20)	5	0	4	2	.167	0	0	0	0
NC State (1985-86-87-88-89-90-91-92-94-95-96-2016-17-18-19-21-22)	17	16	15	5	.514	0	1	1	0
Nebraska (1996-97-98-99-2000-01-02-03-04-05-13-16-23)	13	19	12	2	.606	0	0	0	0
Nevada (2006)	1	0	1	0	.000	0	0	0	0
New Hampshire (2014-22)	2	0	2	0	.000	0	0	0	0
New Mexico (2010-11-20-21)	4	0	4	1	.100	0	0	0	0
New Mexico St. (2022)	1	0	1	0	.000	0	0	0	0
Niagara (2006)	1	0	1	0	.000	0	0	0	0
North Carolina (1982-83-84-85-86-87-88-89-90-91-92-93-94-95-96-97-98-99-2000-01-02-03-04-05-06-07-08-09-10-11-12-13-14-15-16-17-18-19-20-21-22-23-24)	43	153	19	4	.881	22	6	4	0
North Dakota St. (2010)	1	0	0	1	.500	0	0	0	0
North Texas (2004-05-12-15-17-18-19)	7	0	7	0	.000	0	0	0	0
Northeastern (2008-13-14-16)	4	1	4	1	.250	0	0	0	0
Northern Ariz. (2008-09-14-22)	4	0	4	0	.000	0	0	0	0
Northern Colo. (2019)	1	0	1	0	.000	0	0	0	0
Northern Ky. (2016)	1	0	1	0	.000	0	0	0	0
Northwestern (1996-98-2015-16-17-18-22)	7	7	7	1	.500	0	0	0	0
Northwestern St. (2002-05-21)	3	0	3	0	.000	0	0	0	0
Notre Dame (1993-94-95-96-97-98-99-2000-01-02-03-04-05-06-07-08-09-10-11-12-13-14-15-16-17-19-21-22-23-24)	30	77	26	4	.738	3	5	4	0
Oakland (2001-02-03-06-07-11-12-15)	8	0	8	1	.056	0	0	0	0
Ohio (2023)	1	0	1	0	.000	0	0	0	0
Ohio St. (2002-03-04-07-09-10-11-12-13-15-16-17-18-20-21-22-23-24)	18	16	17	2	.500	0	0	1	0
Oklahoma (2003-10-14-16)	4	1	4	0	.200	0	0	0	0
Oklahoma St. (2003-06-07-08-09-10-11-13-14-16-17-19-20-24)	14	11	10	6	.519	0	0	0	0
Old Dominion (2006-21-22-23)	4	0	4	0	.000	0	0	0	0
Ole Miss (2002-03-05-09-13-15-17-18-20-21)	10	4	9	4	.353	0	0	0	0
Omaha (2022)	1	0	1	0	.000	0	0	0	0
Oral Roberts (2004)	1	0	1	0	.000	0	0	0	0
Oregon St. (1994-2009-10-11)	4	3	3	1	.500	0	0	0	0
Pacific (1998)	1	1	1	0	.500	0	0	0	0
Penn (1999-2001-07-10)	4	0	4	0	.000	0	0	0	0
Penn St. (1995-96-97-98-99-2000-01-02-03-04-05-06-07-08-09-10-11-12-13-14-15-16-17-18-19-20-21-22-23-24)	30	66	28	3	.696	1	1	3	0
Pepperdine (2001-02-03-04-05-11-12-14-16-17-19-21-23-24)	14	10	13	3	.442	0	0	0	0
Pittsburgh (2022-23)	2	5	2	0	.714	0	0	0	0
Portland (1992-93-94-95-96-97-98-2000-01-02-03-04-05-06-07-08-09-10-11-12-13-22)	22	50	18	5	.719	2	1	5	0
Prairie View (2014-19-21)	3	0	3	0	.000	0	0	0	0
Princeton (1982-83-99-2000-01-02-03-04-08-12-15-17-18-21-23-24)	16	12	15	2	.448	0	0	1	0
Providence (1993-2021-23)	3	0	3	0	.000	0	0	0	0
Purdue (2002-03-05-06-07-09-21)	7	5	4	3	.542	0	0	0	0
Quinnipiac (2000-22-23)	3	0	3	0	.000	0	0	0	0
Radford (1985-98-2002-08-11-12-18-19-22-23)	10	0	10	0	.000	0	0	0	0
Rhode Island (2002)	1	1	1	0	.500	0	0	0	0
Rice (2004-05-14-17-20)	5	2	5	0	.286	0	0	0	0
Richmond (2000-02)	2	3	2	0	.600	0	0	0	0
Rider (2014)	1	0	1	0	.000	0	0	0	0
Rochester (NY) (1982)	1	0	1	0	.000	0	0	0	0
Rutgers (1987-2001-03-06-08-09-12-13-14-15-16-17-18-19-20-21-22-23-24)	19	16	15	8	.513	0	0	2	0
Sacramento St. (2007-10-24)	3	0	3	0	.000	0	0	0	0
Sacred Heart (2001)	1	0	1	0	.000	0	0	0	0
Saint Francis (PA) (2010-13-16-17)	4	0	4	0	.000	0	0	0	0
Saint Louis (2005-06-18-19-20-21-22-23-24)	9	6	8	1	.433	0	0	0	0

Team (Years Participated)	Yrs.	Won	Lost	Tied	Pct.	1st	2nd	3rd	4th
Saint Mary's (CA) (1988-94-2001)	3	2	3	0	.400	0	0	0	0
Samford (2005-07-11-12-19-21-22-24)	8	1	7	2	.200	0	0	0	0
San Diego (1996-99-2000-01-02-03-04-07-08-09-10-11-14)	13	4	13	2	.263	0	0	0	0
San Diego St. (1998-99-2009-12-13-14-17)	7	4	7	0	.364	0	0	0	0
San Jose St. (2000-15-18-22)	4	0	4	0	.000	0	0	0	0
Santa Clara (1989-90-91-92-93-94-95-96-97-98-99-2000-01-02-03-04-05-06-07-09-10-11-12-13-15-16-17-18-19-20-21-22-23-24)	34	66	28	6	.690	2	1	9	0
Seattle U (2013-14-16-18-19)	5	1	4	1	.250	0	0	0	0
SFA (2003-07-12-24)	4	0	4	0	.000	0	0	0	0
Siena (2010-15-20)	3	0	3	0	.000	0	0	0	0
SIUE (2014-16-20-21-22)	5	0	4	2	.167	0	0	0	0
SMU (1990-92-93-95-97-99-2001-02-03-04-05-06-16-21)	14	10	13	1	.438	0	0	1	0
South Alabama (2013-14-15-16-17-19-20-21)	8	2	8	0	.200	0	0	0	0
South Carolina (1998-2007-08-09-10-11-13-14-15-16-17-18-19-20-21-22-23-24)	18	25	17	3	.589	0	0	1	0
South Dakota St. (2008-14-15-16-19-21-23-24)	8	1	7	1	.167	0	0	0	0
South Fla. (2010-14-15-17-18-19-20-21)	8	6	8	0	.429	0	0	0	0
Southeast Mo. St. (2006-07)	2	0	1	1	.250	0	0	0	0
Southeastern La. (2009-13-15-20)	4	0	4	0	.000	0	0	0	0
Southern California (1998-99-2000-01-02-03-05-06-07-08-09-10-14-15-16-17-18-19-20-21-22-23-24)	23	29	14	10	.642	2	0	0	0
Southern U. (2024)	1	0	1	0	.000	0	0	0	0
St. John's (NY) (2009-13-15-21)	4	2	3	2	.429	0	0	0	0
Stanford (1990-91-92-93-94-95-96-98-99-2000-01-02-03-04-05-06-07-08-09-10-11-12-13-14-15-16-17-18-19-21-22-23-24)	33	73	26	8	.720	3	3	6	0
Stony Brook (2012-17-19-20-24)	5	0	5	0	.000	0	0	0	0
Syracuse (1998-2001)	2	2	2	0	.500	0	0	0	0
TCU (2016-17-18-19-20-21-22-24)	8	7	7	2	.500	0	0	0	0
Tennessee (2001-02-03-04-05-06-07-08-11-12-17-18-21-22-23-24)	16	17	14	3	.544	0	0	0	0
Texas (2001-02-03-04-05-06-07-08-10-11-14-17-18-19-21-22-23-24)	18	12	18	2	.406	0	0	0	0
Texas A&M (1995-96-97-98-99-2000-01-02-03-04-05-06-07-08-09-10-11-12-13-14-15-16-17-18-19-20-22-23)	28	40	27	7	.588	0	0	0	0
Texas St. (2001-04-08-11)	4	0	4	0	.000	0	0	0	0
Texas Tech (2012-13-14-15-16-18-19-23-24)	9	8	7	4	.526	0	0	0	0
Toledo (2006-07-08-11-17)	5	0	5	0	.000	0	0	0	0
Towson (2023)	1	0	1	0	.000	0	0	0	0
UAB (2004-06)	2	1	2	0	.333	0	0	0	0
UAlbany (2015-16-18)	3	0	3	0	.000	0	0	0	0
UC Irvine (2010-11-21-22-23)	5	6	4	2	.583	0	0	0	0
UC Riverside (2005)	1	0	0	1	.500	0	0	0	0
UC Santa Barbara (1984-85-86-87-89-90-91-2008-09-24)	10	5	10	0	.333	0	0	0	0
UCF (1982-84-87-88-91-98-99-2001-02-03-04-07-08-09-10-11-12-13-14-15-17-22)	22	16	20	5	.451	0	1	1	0
UCLA (1995-97-98-99-2000-01-02-03-04-05-06-07-08-09-10-11-12-13-14-16-17-18-19-20-21-22-23-24)	28	75	21	8	.760	2	4	6	0
UConn (1982-83-84-85-86-87-88-89-90-91-92-93-94-95-96-97-98-99-2000-01-02-03-04-05-06-07-09-10-14-15-16-24)	32	49	32	2	.602	0	4	2	1
UMBC (2013)	1	0	1	0	.000	0	0	0	0
UNC Asheville (2006)	1	0	1	0	.000	0	0	0	0
UNC Greensboro (1996-97-98-2000-01-03-06-07-10-17-18)	11	4	11	0	.267	0	0	0	0
UNCW (2009-15)	2	1	2	0	.333	0	0	0	0
UNLV (2004-05-06-16)	4	0	4	0	.000	0	0	0	0
USC Upstate (2024)	1	0	1	0	.000	0	0	0	0
UT Martin (2011-12)	2	0	2	0	.000	0	0	0	0
Utah (2002-03-04-05-06-13-16-19)	8	4	7	1	.375	0	0	0	0
Utah St. (2011-12-23-24)	4	0	3	1	.125	0	0	0	0
Utah Valley (2015-17-18-22)	4	1	4	0	.200	0	0	0	0
UTEP (2005)	1	1	1	0	.500	0	0	0	0
UTSA (2010-22)	2	0	2	0	.000	0	0	0	0
Valparaiso (2005-14-23)	3	0	3	0	.000	0	0	0	0
Vanderbilt (1994-95-96-97-98-2005-06-17-18-19-20-22-24)	13	8	10	4	.455	0	0	0	0
VCU (2004-05)	2	1	2	0	.333	0	0	0	0
Vermont (1984-2021)	2	0	2	0	.000	0	0	0	0
Villanova (2001-02-03-04-06-09)	6	4	5	2	.455	0	0	0	0
Virginia (1987-88-89-90-91-92-94-95-96-97-98-99-2000-01-02-03-04-05-06-07-08-09-10-11-12-13-14-15-16-17-18-19-20-21-22-24)	36	55	30	9	.633	0	1	3	0
Virginia Tech (2004-08-09-10-11-12-13-14-15-18-19-21-22-24)	14	16	14	1	.532	0	0	1	0

Team (Years Participated)	Yrs.	Won	Lost	Tied	Pct.	1st	2nd	3rd	4th
Wake Forest (1996-97-98-99-2000-01-02-03-04-05-06-07-08-09-10-11-12-13-17-18-21-22-24)	23	24	22	4	.520	0	1	1	0
Washington (1994-95-96-98-2000-01-03-04-08-09-10-12-14-19-20-24)	16	15	16	4	.486	0	0	0	0
Washington St. (1994-2000-02-08-09-11-12-13-14-15-17-18-19-21)	14	9	12	4	.440	0	0	1	0
Weber St. (2004-05-13)	3	0	3	1	.125	0	0	0	0
West Virginia (2000-01-02-03-04-05-06-07-08-09-10-11-12-13-14-15-16-17-18-19-20-22-24)	23	24	22	3	.520	0	1	0	0
Western Caro. (2005-08-23)	3	0	3	0	.000	0	0	0	0
Western Mich. (2003-13-15-24)	4	2	4	0	.333	0	0	0	0
William & Mary (1984-85-86-87-88-89-90-92-93-94-95-96-97-98-99-2000-01-02-03-04-06-07-08-11-15)	25	10	23	3	.319	0	0	0	0
Wisconsin (1985-88-89-90-91-93-94-95-96-98-2000-02-04-05-09-10-12-14-16-17-18-19-21-23-24)	25	24	24	3	.500	0	1	1	0
Wright St. (1998-99-2000)	3	0	3	0	.000	0	0	0	0
Xavier (1998-2000-19-21-22-23)	6	2	6	0	.250	0	0	0	0

**Participation in the tournament vacated by the NCAA Committee on Infractions: Ark.-Pine Bluff 2009.*

ALL-TIME RESULTS

Advanced on penalty kicks.

1982

First Round
Cortland 2, Boston College 0
Massachusetts 3, Rochester (NY) 1
Princeton 1, George Mason 0
Harvard 3, Brown 1 (2OT)

Second Round
UConn 2, Cortland 0 (2OT)
UCF 2, Massachusetts 1
North Carolina 4, Princeton 0
Mo.-St. Louis 2, Harvard 1

Semifinals
UCF 3, UConn 1
North Carolina 2, Mo.-St. Louis 1

Third Place
UConn 2, Mo.-St. Louis 1

Championship
North Carolina 2, UCF 0

1983

First Round
Boston College 2, Princeton 0
George Mason 6, Mo.-St. Louis 2
Brown 1, Keene St. 0
California 5, Cincinnati 0

Second Round
UConn 2, Boston College 0
George Mason 2, Cortland 1
Massachusetts 1, Brown 0
North Carolina 5, California 2

Semifinals
George Mason 1, UConn 0
North Carolina 2, Massachusetts 0

Third Place
Massachusetts 1, UConn 0

Championship
North Carolina 4, George Mason 0

1984

First Round
UConn 3, Cortland 0
Harvard 2, Vermont 1
Massachusetts 3, Boston College 2 (2OT)
Colorado Col. 2, George Mason 1
California 2, UC Santa Barbara 0
UCF 3, William & Mary 1

Second Round
UConn 1, Brown 0
Massachusetts 1, Harvard 0
California 1, Colorado Col. 0 (2 OT, PK)
North Carolina 4, UCF 1

Semifinals
UConn 2, Massachusetts 1 (2OT)
North Carolina 2, California 1 (2OT)

Third Place
Massachusetts 4, California 1

Championship
North Carolina 2, UConn 0

1985

First Round
Boston College 3, Brown 2 (2OT)
George Mason 3, William & Mary 2 (2OT, PK)
Cortland 2, UConn 1
NC State 1, Radford 0 (2OT, PK)
Colorado Col. 1, Wisconsin 0
UC Santa Barbara 4, Cal St. East Bay 3 (2OT, PK)

Second Round
Massachusetts 3, Boston College 0
George Mason 1, Cortland 0
North Carolina 4, NC State 2
Colorado Col. 3, UC Santa Barbara 0

Semifinals
George Mason 3, Massachusetts 0
North Carolina 3, Colorado Col. 2

Championship
George Mason 2, North Carolina 0

1986

First Round
UC Santa Barbara 1, Cincinnati 0
NC State 1, William & Mary 0
California 2, Cal St. East Bay 0
UConn 5, Brown 0

Second Round
North Carolina 8, UC Santa Barbara 0
George Mason 1, NC State 0 (2OT, PK)
Colorado Col. 1, California 0
Massachusetts 1, UConn 0 (2OT, PK)

Semifinals
North Carolina 3, George Mason 2 (2OT)
Colorado Col. 1, Massachusetts 0 (2OT, PK)

Championship
North Carolina 2, Colorado Col. 0

1987

First Round
William & Mary 1, Virginia 0
UC Santa Barbara 1, Colorado Col. 0 (2OT)
UCF 3, Barry 0
UConn 1, Rutgers 0

Second Round
North Carolina 2, William & Mary 0
California 3, UC Santa Barbara 0
UCF 3, NC State 0
Massachusetts 3, UConn 1

Semifinals
North Carolina 4, California 0
Massachusetts 2, UCF 1

Championship
North Carolina 1, Massachusetts 0

1988

First Round
UCF 2, Virginia 0
Wisconsin 1, UConn 0 (2 OT, PK)
California 2, Saint Mary's (CA) 0
George Mason 1, William & Mary 0

Second Round
North Carolina 2, UCF 1
Wisconsin 2, Massachusetts 1
California 2, Colorado Col. 1 (2OT)
NC State 1, George Mason 0 (2OT)

Semifinals
North Carolina 3, Wisconsin 0
NC State 1, California 0

Championship
North Carolina 4, NC State 1

1989

First Round
Hartford 3, UConn 2 (2 OT, PK)
NC State 3, George Mason 0
UC Santa Barbara 1, Wisconsin 0
Massachusetts 2, Virginia 1

Second Round
North Carolina 9, Hartford 0
NC State 2, William & Mary 1
Santa Clara 2, UC Santa Barbara 0
Colorado Col. 5, Massachusetts 2

Semifinals
North Carolina 2, NC State 0
Colorado Col. 2, Santa Clara 0

Championship
North Carolina 2, Colorado Col. 0

1990

First Round
NC State 2, William & Mary 0
Colorado Col. 3, SMU 1
UC Santa Barbara 1, Stanford 0
UConn 2, Hartford 1

Second Round
North Carolina 4, NC State 3 (2OT)
Colorado Col. 2, Wisconsin 1
Santa Clara 2, UC Santa Barbara 0
UConn 1, Virginia 0

Semifinals
North Carolina 2, Colorado Col. 1
UConn 2, Santa Clara 1 (2OT, PK)

Championship
North Carolina 6, UConn 0

1991

First Round
NC State 4, UCF 0
UConn 1, Massachusetts 0
Hartford 4, UC Santa Barbara 0
Stanford 2, Santa Clara 1 (OT)

Second Round
North Carolina 4, NC State 1
Virginia 2, UConn 0
Wisconsin 1, Hartford 0
Colorado Col. 1, Stanford 0 (3OT)

Semifinals
North Carolina 5, Virginia 1
Wisconsin 1, Colorado Col. 0

Championship
North Carolina 3, Wisconsin 1

1992

First Round
William & Mary 1, NC State 0
Stanford 5, Portland 2
Massachusetts 2, UConn 1 (2OT)
Duke 1, SMU 0

Second Round
North Carolina 7, William & Mary 0
Santa Clara 2, Stanford 0
Hartford 2, Massachusetts 1
Duke 2, Virginia 0

Semifinals
North Carolina 3, Santa Clara 0
Duke 1, Hartford 0

Championship
North Carolina 9, Duke 1

1993

Regionals
North Carolina 4, SMU 1
FIU* 1, Duke 1 (3-2 PK)
North Carolina 3, FIU 0
UConn 3, Dartmouth 1
Massachusetts 5, Providence 0
Massachusetts 1, UConn 0
George Mason 2, Notre Dame 1
Wisconsin 1, William & Mary 0
George Mason 3, Wisconsin 1
Portland 2, Santa Clara 0
Stanford 2, California 0
Stanford 1, Portland 0

Semifinals
North Carolina 4, Massachusetts 1
George Mason* 1, Stanford 1 (3-1 PK)

Championship
North Carolina 6, George Mason 0

1994

First Round
George Mason 3, Virginia 0
Washington St. 3, Wisconsin 1
Saint Mary's (CA) 2, Santa Clara 0
Washington 3, Oregon St. 0
Brown 2, Dartmouth 1
Massachusetts 3, Harvard 0
Vanderbilt 3, Cincinnati 2 (3OT)
NC State* 1, Clemson 1 (5-4 PK)

Regionals
Notre Dame 3, George Mason 1
William & Mary 4, Washington St. 0
Notre Dame 2, William & Mary 1
Portland 6, Saint Mary's (CA) 0
Stanford* 0, Washington 0 (6-5 PK)
Portland 2, Stanford 1 (3OT)
UConn 1, Brown 0
Hartford 2, Massachusetts 0
UConn 2, Hartford 1 (3OT)
Duke 2, Vanderbilt 1
North Carolina 4, NC State 2
North Carolina 3, Duke 1

Semifinals
Notre Dame 1, Portland 0
North Carolina 3, UConn 0

Championship
North Carolina 5, Notre Dame 0

1995

First Round
Vanderbilt 2, Kentucky 0
Santa Clara 3, Stanford 2 (4OT)
Massachusetts 2, Hartford 1 (2OT)
Wisconsin 1, Minnesota 0
Texas A&M 4, Clemson 1
NC State 1, William & Mary 0 (2OT)
James Madison 2, Penn St. 1
Washington 2, UCLA 1

Second Round
North Carolina 4, Vanderbilt 0
Santa Clara 1, Virginia 0
UConn 3, Massachusetts 0
Notre Dame 5, Wisconsin 0
SMU 2, Texas A&M 1
NC State 2, Duke 1 (3OT)
Maryland 6, James Madison 1
Portland 1, Washington 0

Third Round
North Carolina 2, Santa Clara 0
Notre Dame 2, UConn 0
SMU 4, NC State 3
Portland 1, Maryland 0

Semifinals
Notre Dame 1, North Carolina 0
Portland 4, SMU 2

Championship
Notre Dame 1, Portland 0 (3OT)

1996

First Round
North Carolina 5, William & Mary 0
James Madison 3, UNC Greensboro 1
Wake Forest 2, Clemson 1
Florida 7, NC State 3
Santa Clara 3, Stanford 2
Penn St. 2, George Mason 0
Massachusetts 2, Harvard 1 (3OT)
UConn 1, Dartmouth 0
Portland 1, Washington 0
Vanderbilt 2, Kentucky 1 (3OT)
Duke 1, Virginia 0
Nebraska 3, Minnesota 2 (4OT)
San Diego 5, Texas A&M 3
Maryland 2, George Washington 0
Wisconsin 1, Northwestern 0
Notre Dame 8, Indiana 1

Second Round
North Carolina 5, James Madison 0
Florida 5, Wake Forest 0
Santa Clara 3, Penn St. 1
UConn 2, Massachusetts 0
Portland 3, Vanderbilt 1 (2OT)
Nebraska 3, Duke 0
Maryland 1, San Diego 0
Notre Dame 5, Wisconsin 0

Third Round
North Carolina 9, Florida 0
Santa Clara 1, UConn 0
Portland 1, Nebraska 0
Notre Dame 2, Maryland 0

Semifinals
North Carolina 2, Santa Clara 1
Notre Dame 3, Portland 2

Championship
North Carolina 1, Notre Dame 0 (2OT)

1997

First Round
North Carolina 6, Wake Forest 0
Florida 3, Vanderbilt 2
Harvard 2, Massachusetts 0
George Mason 2, Maryland 1
UNC Greensboro 3, Duke 1 (2OT)
Clemson 1, Georgia 0
Minnesota 2, Milwaukee 1
Santa Clara 1, BYU 0
UConn 3, Fairfield 0
Hartford 4, Colgate 0
William & Mary 3, Penn St. 2 (2OT)
Virginia 3, James Madison 1
UCLA 1, Portland 0
SMU 1, Texas A&M 0
Nebraska 5, Michigan 1
Notre Dame 7, Cincinnati 1

Second Round
North Carolina 5, Florida 0
Harvard 2, George Mason 1 (3OT)
Clemson 5, UNC Greensboro 0
Santa Clara 5, Minnesota 1
UConn 2, Hartford 1 (2OT)
William & Mary 1, Virginia 0
UCLA 3, SMU 2
Notre Dame 6, Nebraska 0

Third Round
North Carolina 1, Harvard 0
Santa Clara 3, Clemson 0
UConn 4, William & Mary 0
Notre Dame 8, UCLA 0

Semifinals
North Carolina 2, Santa Clara 1
UConn 2, Notre Dame 1

Championship
North Carolina 2, UConn 0

1998

First Round
Charlotte 2, South Carolina 0
Maryland 4, Fairfield 3
Georgia 5, Wake Forest 2
Wisconsin 2, UCF 0
Minnesota 6, Kentucky 0
Southern California 2, Washington 1 (2OT)
Texas A&M 3, Alabama 1
Michigan 4, Xavier 2
Pacific 2, California 1
BYU 6, Stanford 1
Harvard 4, Central Conn. St. 1
Syracuse 4, Colgate 1
Indiana 3, Wright St. 1
Vanderbilt 5, UNC Greensboro 1
Northwestern 2, Evansville 1 (2OT)
James Madison 4, Radford 0

Second Round
North Carolina 6, Charlotte 0
William & Mary 2, Maryland 0
Georgia* 2, Virginia 2 (4 OT)
Dartmouth 1, Wisconsin 0
Portland 3, Minnesota 0
San Diego St. 1, Southern California 0 (3OT)
Nebraska 7, Texas A&M 0
Notre Dame 3, Michigan 0
Santa Clara 5, Pacific 0
BYU 2, UCLA 0
Hartford 3, Harvard 0
UConn 2, Syracuse 1
Penn St. 2, Indiana 1
Clemson 2, Vanderbilt 0
Northwestern 5, Baylor 4
Florida 5, James Madison 1

Third Round
North Carolina 3, William & Mary 0
Dartmouth 2, Georgia 1
Portland 5, San Diego St. 0
Notre Dame 2, Nebraska 1
Santa Clara 3, BYU 0
UConn 2, Hartford 1
Penn St. 1, Clemson 0
Florida 1, Northwestern 0

Quarterfinals
North Carolina 3, Dartmouth 0
Portland 2, Notre Dame 1
Santa Clara 1, UConn 0
Florida 3, Penn St. 1

Semifinals
North Carolina 1, Portland 0 (4OT)
Florida 1, Santa Clara 0

Championship
Florida 1, North Carolina 0

1999

First Round
BYU 2, California 0
San Diego 2, San Diego St. 1
Dartmouth 3, Colgate 0
Boston College 4, Fairfield 1
Dayton 3, Evansville 2
Cal Poly 2, Fresno St. 1
Texas A&M 2, Montana 1
Minnesota 2, Eastern Mich. 0
Hartford 2, Princeton 1
James Madison 1, Penn 0
SMU 4, Baylor 0
Maryland 6, LIU 0
Marquette 3, Missouri 2 (4OT)
Michigan 5, Wright St. 0
Duke 3, Elon 1
UCF 1, Furman 0

Second Round
Santa Clara 2, BYU 0
UCLA 2, San Diego 1 (OT)
UConn 3, Dartmouth 0
Boston College 1, Harvard 0
Notre Dame 5, Dayton 1
Stanford 3, Cal Poly 1
Texas A&M 3, Kentucky 2 (OT)
Nebraska 5, Minnesota 0
Hartford 1, Florida 0
Virginia 3, James Madison 1
SMU 1, Southern California 0 (2OT)
Penn St. 3, Maryland 2
Clemson 1, Marquette 0
Wake Forest 1, Michigan 0
William & Mary 3, Duke 0
North Carolina 8, UCF 0

Third Round
Santa Clara 7, UCLA 0
UConn 5, Boston College 0
Notre Dame 1, Stanford 0
Nebraska 1, Texas A&M 0
Hartford 3, Virginia 2 (3OT)
Penn St. 5, SMU 0
Clemson* 0, Wake Forest 0 (3-1 PK)
North Carolina 5, William & Mary 1

Quarterfinals
Santa Clara 3, UConn 0
Notre Dame* 1, Nebraska 1 (4-3 PK)
Penn St. 2, Hartford 0
North Carolina 3, Clemson 0

Semifinals
Notre Dame 1, Santa Clara 0
North Carolina 2, Penn St. 0

Championship
North Carolina 2, Notre Dame 0

2000

First Round
Michigan 4, Miami (OH) 3 (2OT)
Harvard 2, Quinnipiac 1
Stanford 4, San Jose St. 1
Santa Clara 3, Cal Poly 1
Wake Forest 6, Liberty 1
UNC Greensboro 3, William & Mary 2 (2OT)
Wisconsin 1, Princeton 0 (2OT)
Richmond 5, West Virginia 1
Duke 3, Furman 1
Florida St. 4, Jacksonville 1
Marquette 2, Wright St. 1 (2OT)
Southern California 2, San Diego 1
Illinois 2, Xavier 0
Boston U. 1, Holy Cross 0
Arizona St. 2, Missouri St. 0
Montana 1, Washington St. 0

Second Round
Notre Dame 3, Michigan 1
Harvard 3, Hartford 0
BYU 5, Stanford 0
Santa Clara 2, California 0
North Carolina 5, Wake Forest 0
Virginia 6, UNC Greensboro 1
UConn 1, Wisconsin 0
Nebraska 4, Richmond 0
Clemson 2, Duke 1 (OT)
Florida St. 2, Florida 1
Texas A&M 4, Marquette 0
UCLA 3, Southern California 0
Penn St. 1, Illinois 0 (OT)
Dartmouth 4, Boston U. 1
Portland 3, Arizona St. 1
Washington 5, Montana 0

Third Round
Notre Dame 2, Harvard 0
Santa Clara 2, BYU 1 (OT)
North Carolina 2, Virginia 1
UConn 1, Nebraska 0
Clemson 2, Florida St. 0
UCLA 4, Texas A&M 0
Penn St. 4, Dartmouth 0
Portland 1, Washington 0

Quarterfinals
Notre Dame 2, Santa Clara 1 (OT)
North Carolina 3, UConn 0
UCLA 2, Clemson 1
Portland 1, Penn St. 0 (OT)

Semifinals
North Carolina 2, Notre Dame 1
UCLA 1, Portland 0

Championship
North Carolina 2, UCLA 1

2001

First Round
North Carolina 3, UNC Greensboro 0
Duke* 1, Tennessee 1 (4-2 PK)
Rutgers 4, Boston U. 1
Princeton 3, Loyola Maryland 1
Penn St. 3, Bucknell 1
Villanova 2, Penn 0
Harvard 1, Hartford 0 (4OT)
UConn 3, Sacred Heart 0
Stanford 2, Denver 0
Saint Mary's (CA) 3, California 2
SMU 2, Texas 1
Texas A&M 3, Texas St. 0
Nebraska 5, Boston College 0
BYU 1, Kansas 0
Washington 2, San Diego 0
Portland 5, Idaho St. 0
UCLA 3, Cal St. Fullerton 0
Pepperdine 1, Southern California 0
Dayton 1, Maryland 0
Miami (OH) 1, West Virginia 0
Clemson 1, Kentucky 0 (OT)
Florida St. 1, Auburn 0
Georgia 5, Miami (FL) 2
Florida 4, UCF 0
Notre Dame 2, Eastern Ill. 0
Cincinnati 3, Oakland 2
William & Mary 2, Wake Forest 1 (2OT)
Virginia 3, Liberty 0
Dartmouth 1, Milwaukee 0 (2OT)
Michigan 1, Marquette 0
Syracuse 1, Illinois 0
Santa Clara 3, Evansville 0

Second Round
North Carolina 2, Duke 0
Rutgers 1, Princeton 0
Penn St. 3, Villanova 0
UConn 1, Harvard 0
Stanford 3, Saint Mary's (CA) 1
Texas A&M 2, SMU 1 (OT)
Nebraska 3, BYU 0
Portland 2, Washington 0
UCLA 2, Pepperdine 1
Dayton 2, Miami (OH) 0
Clemson 1, Florida St. 0
Florida 3, Georgia 0
Cincinnati 3, Notre Dame 2
Virginia 4, William & Mary 1
Dartmouth 1, Michigan 0
Santa Clara 4, Syracuse 1

Third Round
North Carolina 2, Rutgers 1
Penn St. 2, UConn 0
Texas A&M 1, Stanford 0
Portland 4, Nebraska 0
UCLA 3, Dayton 1
Florida 3, Clemson 1
Virginia 4, Cincinnati 0
Santa Clara 2, Dartmouth 0

Quarterfinals
North Carolina 2, Penn St. 1
Portland 4, Texas A&M 1
Florida 1, UCLA 0 (2OT)
Santa Clara 3, Virginia 2

Semifinals
North Carolina 2, Portland 1
Santa Clara 3, Florida 2 (OT)

Championship
Santa Clara 1, North Carolina 0

2002^

First Round
Stanford 4, Cal Poly 0
California 2, Denver 0
Notre Dame 3, Ohio St. 1
Purdue* 1, Eastern Ill. 1 (3-1 PK)
James Madison 1, Charlotte 0
Richmond 1, Clemson 0
Utah 3, BYU 2 (OT)
Portland 3, Idaho St. 0
West Virginia 3, Loyola Maryland 0
Virginia 3, Dayton 2
Penn St. 2, Princeton 0
Maryland 1, American 0
Auburn 2, UCF 0
Florida St. 2, Ole Miss 0
Rhode Island 2, Dartmouth 1 (2OT)
UConn 2, Central Conn. St. 0
Pepperdine 2, Milwaukee 0
Wisconsin 3, Marquette 2
Miami (OH) 2, Michigan St. 1
Michigan 1, Oakland 0
Yale* 0, Villanova 0 (4-2 PK)
Nebraska 2, Hartford 0
Arizona St. 2, Washington St. 1
Santa Clara 5, Creighton 1
UCLA 4, LMU (CA) 0
Southern California 1, San Diego 0 (OT)
SMU 2, Texas 1
Texas A&M 8, Northwestern St. 0
Tennessee 5, Furman 0
Cincinnati 1, Kentucky 0
Wake Forest 2, William & Mary 0
North Carolina 6, Radford 1

Second Round
Stanford 1, California 0 (OT)
Notre Dame 3, Purdue 1
Richmond 1, James Madison 0
Portland 3, Utah 0
Virginia 1, West Virginia 0
Penn St. 2, Maryland 1
Florida St. 2, Auburn 1
UConn 2, Rhode Island 1 (OT)
Pepperdine 2, Wisconsin 1 (OT)
Michigan 4, Miami (OH) 0
Nebraska 1, Yale 0
Santa Clara 5, Arizona St. 1
UCLA 1, Southern California 0 (2OT)
Texas A&M* 1, SMU 1 (3-2 PK)
Tennessee 2, Cincinnati 1
North Carolina 3, Wake Forest 1

Third Round
Stanford 1, Notre Dame 0
Portland 4, Richmond 0
Penn St. 3, Virginia 0
UConn 1, Florida St. 0
Michigan 2, Pepperdine 0
Santa Clara 3, Nebraska 2
Texas A&M* 0, UCLA 0 (3-1 PK)
North Carolina 3, Tennessee 1

Quarterfinals
Portland* 0, Stanford 0 (4-2 PK)
Penn St. 2, UConn 1
Santa Clara 3, Michigan 1
North Carolina 3, Texas A&M 0

Semifinals
Portland 2, Penn St. 0
Santa Clara 2, North Carolina 1

Championship
Portland 2, Santa Clara 1 (2OT)

^2002 is the only year where games decided on penalty kicks resulted in a win or loss, rather than a tie for both teams.

2003

First Round
North Carolina 8, High Point 0
UNC Greensboro 2, Wake Forest 1
Purdue 2, DePaul 1
Western Mich. 2, Illinois 0
Santa Clara 1, Stanford 0
Arizona St. 3, Cal Poly 1
Nebraska 2, Washington 1
Portland 1, Denver 0
Penn St. 5, Navy 1
Rutgers* 1, Maryland 1 (4-3 PK)
Texas A&M* 1, SMU 1 (4-2 PK)
Duke 3, SFA 0
Kansas 3, Illinois St. 1
Missouri 1, Eastern Ill. 0
Pepperdine 1, Southern California 0
UCLA 2, San Diego 0
Florida 3, UCF 2 (2OT)
Ole Miss 1, Texas 0
Georgia 2, Clemson 1
Tennessee 1, Oklahoma 0
Florida St. 5, Dartmouth 0
Auburn 1, Oklahoma St. 0
Ohio St. 3, Dayton 0
West Virginia 4, Loyola Maryland 2
Virginia* 1, William & Mary 1 (4-2 PK)
Villanova 2, Princeton 1
Idaho St.* 0, Utah 0 (5-4 PK)
BYU 2, Colorado 0
Central Conn. St. 1, Boston College 0
UConn 1, Boston U. 0
Michigan 1, Oakland 0
Notre Dame 5, Loyola Chicago 0

Second Round
North Carolina 5, UNC Greensboro 0
Purdue 3, Western Mich. 2
Santa Clara 1, Arizona St. 0
Portland 4, Nebraska 1
Penn St. 3, Rutgers 1
Texas A&M 2, Duke 1
Kansas 2, Missouri 0
UCLA 2, Pepperdine 0
Florida 4, Ole Miss 3 (2OT)
Tennessee 1, Georgia 0
Florida St. 2, Auburn 1
West Virginia 3, Ohio St. 0
Villanova* 0, Virginia 0 (4-2 PK)
BYU 2, Idaho St. 0
UConn 3, Central Conn. St. 2 (2OT)
Michigan 1, Notre Dame 0

Third Round
North Carolina 7, Purdue 0
Santa Clara* 0, Portland 0 (4-2 PK)
Penn St. 3, Texas A&M 0
UCLA 1, Kansas 0
Florida 1, Tennessee 0
Florida St. 3, West Virginia 2 (2OT)
BYU* 0, Villanova 0 (5-3 PK)
UConn 5, Michigan 0

Quarterfinals
North Carolina 3, Santa Clara 0
UCLA 4, Penn St. 0
Florida St. 2, Florida 1
UConn 3, BYU 1

Semifinals
North Carolina 3, UCLA 0
UConn 2, Florida St. 0

Championship
North Carolina 6, UConn 0

2004

First Round
North Carolina 6, Campbell 0
William & Mary 2, Virginia Tech 1
Stanford 2, Cal Poly 0
Santa Clara 2, California 1
Texas A&M 10, Texas St. 0
Illinois 2, Rice 0
Nebraska 3, Oral Roberts 0
Kansas 3, Creighton 1
Portland 3, Weber St. 0
Colorado 3, Utah 0
West Virginia 2, SMU 1
Texas 3, North Texas 0
Colgate 1, Arizona 0
UConn 2, Harvard 1
Wisconsin 2, Dayton 1 (OT)
Notre Dame 4, Eastern Ill. 0
Virginia 6, James Madison 0
Duke 2, VCU 1
San Diego 1, UNLV 0 (2OT)
UCLA 1, Pepperdine 0
Tennessee 2, Furman 0
UAB 2, Wake Forest 0
Detroit 3, Michigan 2
Ohio St. 2, Bowling Green 0
Princeton 5, Central Conn. St. 0
Villanova 2, Yale 1
Boston College* 0, Florida St. 0 (3-1 in PK)
UCF 3, Florida 2
Washington 5, Birmingham-So. 0
Auburn 2, Clemson 0
Maryland 3, Loyola Maryland 0
Penn St. 6, Binghamton 1

Second Round
North Carolina 6, William & Mary 0
Santa Clara 1, Stanford 0 (2OT)
Illinois 2, Texas A&M 1
Nebraska 2, Kansas 1 (OT)
Portland 3, Colorado 0
Texas 2, West Virginia 1
UConn 4, Colgate 0
Notre Dame 1, Wisconsin 0
Duke 3, Virginia 0
UCLA 3, San Diego 0
Tennessee 1, UAB 0
Ohio St. 3, Detroit 0
Princeton 1, Villanova 0 (2OT)
Boston College 2, UCF 1
Washington 1, Auburn 0
Maryland 1, Penn St. 0

Third Round
Santa Clara 1, North Carolina 0 (OT)
Illinois 2, Nebraska 1
Portland 2, Texas 0
Notre Dame 2, UConn 0
UCLA 2, Duke 0
Ohio St. 1, Tennessee 0
Princeton 2, Boston College 0
Washington 1, Maryland 0

Quarterfinals
Santa Clara 2, Illinois 0
Notre Dame 3, Portland 1
UCLA 1, Ohio St. 0
Princeton 3, Washington 1

Semifinals
Notre Dame 1, Santa Clara 0
UCLA 2, Princeton 0

Championship
Notre Dame** 1, UCLA 1 (4-3 in PK)

***Declared champion on penalty kicks. In the national championship game, the winner of PKs is credited with a win, and the runner-up is credited with a loss.*

2005

First Round
Penn St. 6, Bucknell 0
West Virginia 3, Hofstra 0
SMU 3, North Texas 0
Texas A&M 7, Northwestern St. 0
Boston U. 1, UConn 0
Boston College 2, Dartmouth 1
Saint Louis 2, Stanford 0
Santa Clara 5, Fresno St. 0
Notre Dame 6, Valparaiso 0
Michigan St. 4, Bowling Green 0
Yale 3, Central Conn. St. 0
Duke 4, Fairfield 0
Weber St.* 1, BYU 1 (4-3 PK)
Arizona 1, Utah 0
Nebraska 1, Creighton 0
Portland 5, Iowa St. 0
UCLA 9, Mississippi Val. 0
Colorado* 0, UC Riverside 0 (4-3 PK)
Milwaukee* 0, Purdue 0 (6-5 PK)
Marquette 1, Wisconsin 0
Cal St. Fullerton 1, UNLV 0 (OT)
Southern California 1, Gonzaga 0
Tennessee 5, Wake Forest 2
Virginia 4, Liberty 0
Florida St. 3, Fla. Atlantic 0
Illinois 1, Florida 0
UTEP 3, Texas 2
California 2, Rice 0
Pepperdine 1, Ole Miss 0
Samford* 1, Vanderbilt 1 (5-4 PK)
VCU 3, Clemson 1
North Carolina 2, Western Caro. 0

Second Round
Penn St. 5, West Virginia 2
Texas A&M 4, SMU 2
Boston College 1, Boston U. 0
Santa Clara 4, Saint Louis 0
Notre Dame 3, Michigan St. 0
Yale 2, Duke 1
Arizona 1, Weber St. 0
Portland 3, Nebraska 2
UCLA 3, Colorado 0
Marquette 1, Milwaukee 0
Cal St. Fullerton 3, Southern California 1
Virginia 3, Tennessee 0
Florida St. 2, Illinois 1
California 2, UTEP 1
Pepperdine 2, Samford 1
North Carolina 6, VCU 2

Third Round
Penn St. 4, Texas A&M 1
Santa Clara 2, Boston College 1
Notre Dame 5, Yale 2
Portland 4, Arizona 0
UCLA 4, Marquette 0
Virginia 2, Cal St. Fullerton 1
Florida St. 2, California 1
North Carolina 6, Pepperdine 0

Quarterfinals
Penn St. 2, Santa Clara 1
Portland 3, Notre Dame 1
UCLA 5, Virginia 0
Florida St.* 1, North Carolina 1 (5-4 PK)

Semifinals
Portland* 0, Penn St. 0 (4-3 PK)
UCLA 4, Florida St. 0

Championship
Portland 4, UCLA 0

2006

First Round
North Carolina 7, UNC Asheville 0
Navy* 0, William & Mary 0 (5-4 PK)
Duke* 0, Louisville 0 (6-5 PK)
Tennessee 4, UAB 0
Wake Forest 4, Old Dominion 0
Virginia 2, West Virginia 0
SMU 2, McNeese 0
Texas A&M 5, Grambling 0
UCLA 6, UNLV 1
Cal St. Fullerton 3, LMU (CA) 0
Marquette 1, Purdue 0
Florida 2, Loyola Chicago 0
Utah 3, Idaho St. 2 (2OT)
Portland 2, BYU 1
UConn 2, Columbia 1
Texas 4, LIU 0
Southern California 1, Santa Clara 0
Stanford 2, Nevada 1
Clemson* 1, Vanderbilt 1 (4-3 PK)
Oklahoma St. 2, UNC Greensboro 0
Illinois 2, Southeast Mo. St. 0
Saint Louis 2, Drake 0
California 3, Auburn 1
Florida St. 6, Jacksonville 0
Penn St. 3, Niagara 1
Villanova 5, Toledo 1
Boston College 3, Boston U. 0
Rutgers 2, Hartford 0
Colorado 2, Colorado Col. 1
Denver 2, Kentucky 0
Milwaukee* 0, Michigan 0 (5-3 PK)
Notre Dame 7, Oakland 1

Second Round
North Carolina 4, Navy 0
Tennessee* 0, Duke 0 (4-3 PK)
Virginia 2, Wake Forest 0
Texas A&M 4, SMU 0
UCLA 3, Cal St. Fullerton 1
Florida* 0, Marquette 0 (4-3 PK)
Portland 3, Utah 0
Texas* 1, UConn 1 (3-1 PK)
Stanford 2, Southern California 0
Clemson* 0, Oklahoma St. 0 (4-2 PK)
Illinois 4, Saint Louis 1
Florida St. 3, California 1
Penn St. 2, Villanova 0
Boston College* 0, Rutgers 0 (4-2 PK)
Colorado 2, Denver 1
Notre Dame 1, Milwaukee 0

Third Round
North Carolina 6, Tennessee 2
Texas A&M 2, Virginia 1
UCLA 3, Florida 2
Portland 2, Texas 0
Clemson* 0, Stanford 0 (4-2 PK)
Florida St. 1, Illinois 0
Penn St. 1, Boston College 0
Notre Dame 3, Colorado 0

Quarterfinals
North Carolina 3, Texas A&M 2
UCLA 2, Portland 1
Florida St. 2, Clemson 1
Notre Dame 4, Penn St. 0

Semifinals
North Carolina 2, UCLA 0
Notre Dame 2, Florida St. 1

Championship
North Carolina 2, Notre Dame 1

2007

First Round
North Carolina 6, High Point 1
UNC Greensboro 1, Memphis 0
Illinois 1, Louisville 0 (OT)
Notre Dame 3, Loyola Chicago 0
Georgia 6, Alabama A&M 1
Duke* 1, South Carolina 1 (4-1 PK)
Indiana 3, Toledo 2 (2OT)
Purdue 4, Oakland 0
Texas A&M 4, SFA 1
Texas 2, BYU 0
LSU 1, Samford 0 (2OT)
Florida St. 3, Kennesaw St. 0
Wake Forest 2, Boston U. 1
UConn* 0, Boston College 0 (5-4 PK)
California 2, Santa Clara 0
Stanford 7, Sacramento St. 0
Penn St. 4, Monmouth 0
Hofstra 1, Ohio St. 0
James Madison 2, Penn 0
West Virginia 4, Navy 0
Florida 3, Miami (FL) 0
UCF 3, Auburn 1
Missouri* 1, Southeast Mo. St. 1 (2-0 PK)
Southern California 3, Creighton 0
Portland 5, Denver 0
Colorado 2, Hawaii 0
Clemson 4, Charlotte 2
Tennessee 2, Furman 0
Virginia 4, Loyola Maryland 1
William & Mary 2, Georgetown 1
Oklahoma St. 2, San Diego 1
UCLA 3, Cal St. Fullerton 1

Second Round
North Carolina 3, UNC Greensboro 1
Notre Dame 2, Illinois 0
Duke 1, Georgia 0
Indiana* 0, Purdue 0 (4-3 PK)
Texas 3, Texas A&M 2
Florida St. 4, LSU 0
UConn 1, Wake Forest 0
Stanford* 1, California 1 (8-7 PK)
Penn St. 2, Hofstra 1 (OT)
West Virginia 2, James Madison 0
Florida* 0, UCF 0 (4-3 PK)
Southern California 1, Missouri 0 (2OT)
Portland 1, Colorado 0
Tennessee 1, Clemson 0
Virginia 1, William & Mary 0
UCLA 4, Oklahoma St. 0

Third Round
Notre Dame 3, North Carolina 2
Duke 2, Indiana 0
Florida St. 4, Texas 0
UConn 2, Stanford 0
West Virginia 1, Penn St. 0
Southern California 1, Florida 0
Portland 3, Tennessee 0
UCLA 2, Virginia 1 (OT)

Quarterfinals
Notre Dame 3, Duke 2
Florida St. 3, UConn 2 (2OT)
Southern California 1, West Virginia 0
UCLA 3, Portland 2 (2OT)

Semifinals
Florida St. 3, Notre Dame 2
Southern California 2, UCLA 1

Championship
Southern California 2, Florida St. 0

2008

First Round
Notre Dame 5, Toledo 2
Michigan St. 2, Milwaukee 1
Minnesota 2, Marquette 1
South Dakota St. 1, Colorado 0
Boston College 3, Central Conn. St. 0
Northeastern* 2, Harvard 2 (4-2 PK)
Auburn 2, Belmont 0
Florida St. 7, Mississippi Val. 0
Portland 6, Northern Ariz. 1
Texas 1, Washington St. 0
James Madison 1, Georgia 0
Wake Forest 2, Morehead St. 0
Oklahoma St. 1, Fairfield 0
Rutgers 2, Penn St. 1 (2OT)
Kansas 2, Denver 1
Stanford 2, UC Santa Barbara 0
UCLA 5, Fresno St. 0
San Diego 1, Long Beach St. 0
BYU 2, Virginia Tech 0
Southern California 2, Boston U. 0
Duke 5, Radford 1
William & Mary 3, South Carolina 2 (OT)
West Virginia 2, Princeton 0
Virginia 2, Army West Point 0
Florida 2, California 1
UCF 3, Miami (FL) 1
Washington 3, LSU 2
Texas A&M 5, Texas St. 2
Missouri 2, Evansville 0
Illinois 1, Memphis 0
Charlotte 2, Tennessee 0
North Carolina 5, Western Caro. 0

Second Round
Notre Dame 1, Michigan St. 0
Minnesota 2, South Dakota St. 0
Boston College 4, Northeastern 0
Florida St. 1, Auburn 0
Portland 2, Texas 0
James Madison 1, Wake Forest 0
Rutgers* 0, Oklahoma St. 0 (4-2 PK)
Stanford 5, Kansas 0
UCLA 1, San Diego 0
Southern California* 1, BYU 1 (3-2 PK)
Duke 1, William & Mary 0
Virginia 3, West Virginia 2
Florida 2, UCF 0
Texas A&M 3, Washington 1
Illinois* 1, Missouri 1 (4-3 PK)
North Carolina 4, Charlotte 0

Third Round
Notre Dame 1, Minnesota 0 (OT)
Florida St. 1, Boston College 0
Portland 3, James Madison 2
Stanford 1, Rutgers 0
UCLA 1, Southern California 0
Duke 2, Virginia 0
Texas A&M 2, Florida 1
North Carolina 3, Illinois 0

Quarterfinals
Notre Dame 2, Florida St. 0
Stanford 1, Portland 0
UCLA 6, Duke 1
North Carolina 2, Texas A&M 1 (OT)

Semifinals
Notre Dame 1, Stanford 0
North Carolina 1, UCLA 0

Championship
North Carolina 2, Notre Dame 1

2009

First Round
Stanford 2, Northern Ariz. 0
BYU 2, UC Santa Barbara 0
Oklahoma St.* 0, Southern California 0 (5-4 PK)
Santa Clara 1, Michigan St. 0
UCF 3, Milwaukee 0
Wisconsin* 1, Arizona St. 1 (4-3 PK)
UConn 1, Boston U. 0
Boston College 1, Harvard 0
Portland 4, Denver 0
Washington 1, Ole Miss 0
Dayton* 0, Marquette 0 (4-3 PK)
Virginia Tech 2, Murray St. 0
Penn St. 5, Colgate 0
Virginia* 0, St. John's (NY) 0 (3-1 PK)
San Diego St. 1, San Diego 0
UCLA 7, Boise St. 1
North Carolina 1, High Point 0
Georgia 3, UNCW 0
Washington St. 1, Villanova 0
Maryland 4, Monmouth 0
Wake Forest 2, Kennesaw St. 0
West Virginia 2, Loyola Maryland 0
Rutgers 2, Duke 0
South Carolina 4, Davidson 0
Notre Dame 5, IUPUI 0
Central Mich. 2, Purdue 0
Oregon St. 3, Ohio St. 1
Florida 2, Illinois St. 0
LSU 7, Ark.-Pine Bluff 0
Texas A&M 3, Memphis 1
California 2, Auburn 1
Florida St. 4, Southeastern La. 1

Second Round
Stanford 2, BYU 0
Santa Clara* 1, Oklahoma St. 1 (5-4 PK)
Wisconsin 1, UCF 0
Boston College 2, UConn 0
Portland 2, Washington 1
Virginia Tech 3, Dayton 1
Virginia 6, Penn St. 2
UCLA 5, San Diego St. 0
North Carolina 4, Georgia 0
Maryland 1, Washington St. 0
Wake Forest 3, West Virginia 0
South Carolina 1, Rutgers 0
Notre Dame 6, Central Mich. 1
Oregon St. 1, Florida 0
Texas A&M* 1, LSU 1 (4-2 PK)
Florida St. 3, California 0

Third Round
Stanford 1, Santa Clara 0
Boston College 1, Wisconsin 0
Portland 4, Virginia Tech 1
UCLA 3, Virginia 0
North Carolina 1, Maryland 0
Wake Forest 1, South Carolina 0
Notre Dame 1, Oregon St. 0
Florida St. 2, Texas A&M 1

Quarterfinals
Stanford 3, Boston College 1
UCLA 2, Portland 1
North Carolina 5, Wake Forest 2
Notre Dame 2, Florida St. 0

Semifinals
Stanford 2, UCLA 1 (OT)
North Carolina 1, Notre Dame 0

Championship
North Carolina 1, Stanford 0

2010

First Round
Stanford 3, Sacramento St. 0
Santa Clara 1, Long Beach St. 0
UCLA* 0, BYU 0 (4-3 PK)
UCF 2, Fresno St. 1
Marquette 1, Central Mich. 0
Wisconsin 2, Milwaukee 1
South Fla. 3, Auburn 1
Florida St. 3, Middle Tenn. 0
Boston College 2, Boston U. 1
Hofstra 1, UConn 0
Penn St. 1, Penn 0
West Virginia 2, Morehead St. 0
Wake Forest 1, San Diego 0
UC Irvine 2, Arizona St. 1
Washington 4, Oklahoma 0
Portland 9, UTSA 0
Maryland 4, High Point 1
Georgetown 5, Siena 1
Minnesota 4, Creighton 2
Texas A&M* 1, North Dakota St. 1 (4-3 PK)
Ohio St. 1, Saint Francis (PA) 0 (2OT)
Dayton 3, Virginia Tech 0
South Carolina 2, UNC Greensboro 1
Virginia 3, Lehigh 0
Florida 3, Mercer 0
Duke 2, California 1
Oregon St. 5, Memphis 0
Oklahoma St. 2, Michigan 1
Notre Dame 3, New Mexico 0
Southern California 3, Illinois 1
James Madison 3, Texas 1
North Carolina 5, Jackson St. 0

Second Round
Stanford 2, Santa Clara 1
UCLA 2, UCF 1
Marquette* 2, Wisconsin 2 (5-4 PK)
Florida St. 2, South Fla. 1
Boston College 3, Hofstra 1
West Virginia 2, Penn St. 1
UC Irvine 2, Wake Forest 0
Washington* 1, Portland 1 (10-9 PK)
Georgetown* 1, Maryland 1, (3-2 PK)
Minnesota 2, Texas A&M 0
Ohio St.* 0, Dayton 0 (4-2 PK)
Virginia 3, South Carolina 0
Duke* 0, Florida 0 (4-2 PK)
Oklahoma St. 2, Oregon St. 1
Notre Dame 4, Southern California 0
North Carolina 3, James Madison 1

Third Round
Stanford 3, UCLA 0
Florida St. 3, Marquette 0
Boston College 4, West Virginia 0
Washington 1, UC Irvine 0 (2OT)
Georgetown 1, Minnesota 0
Ohio St. 3, Virginia 2
Oklahoma St. 2, Duke 0
Notre Dame 4, North Carolina 1

Quarterfinals
Stanford 5, Florida St. 0
Boston College 1, Washington 0 (OT)
Ohio St. 2, Georgetown 0
Notre Dame 2, Oklahoma St. 0

Semifinals
Stanford 2, Boston College 0
Notre Dame 1, Ohio St. 0

Championship
Notre Dame 1, Stanford 0

2011

First Round
Stanford 3, Montana 0
South Carolina 1, Texas 0
California* 1, Santa Clara 1 (4-3 PK)
Boston College 6, Marist 1
Auburn 2, Utah St. 1
Maryland 5, La Salle 1
Illinois 1, Notre Dame 0
Oklahoma St. 9, Ark.-Pine Bluff 1
Virginia 2, LIU 0
Washington St.* 1, Kentucky 1 (4-2 PK)
Virginia Tech 1, West Virginia 0
Texas A&M 4, LSU 0
Memphis 7, UT Martin 0
Louisville 2, Dayton 0
Portland* 1, Oregon St. 1 (7-6 PK)
Florida St. 2, Samford 0
Wake Forest 2, Oakland 0
Boston U. 3, Harvard 0
Marquette 1, Toledo 0
Penn St. 1, Army West Point 0
North Carolina 4, William & Mary 1
Baylor 3, Texas St. 0
UCF 2, FIU 0
Florida 3, FGCU 0
UCLA 1, New Mexico 0
San Diego* 2, UC Irvine 2 (5-3 PK)
Miami (FL) 3, Alabama 2
Long Beach St. 1, Pepperdine 0
Ohio St. 3, Tennessee 0
Milwaukee 3, Illinois St. 0
Georgia 2, Kansas 0
Duke 5, Radford 0

Second Round
Stanford 2, South Carolina 0
Boston College* 0, California 0, (3-1 PK)
Maryland 1, Auburn 0
Oklahoma St. 1, Illinois 0
Virginia 3, Washington St. 0
Virginia Tech 3, Texas A&M 1
Louisville 2, Memphis 0
Florida St. 3, Portland 1
Wake Forest 2, Boston U. 0
Penn St. 4, Marquette 1
North Carolina 5, Baylor 0
UCF 3, Florida 2
San Diego* 1, UCLA 1 (3-2 PK)
Long Beach St. 1, Miami (FL) 0
Ohio St. 2, Milwaukee 1
Duke 3, Georgia 1

Third Round
Stanford 2, Boston College 0
Oklahoma St. 1, Maryland 0
Virginia 4, Virginia Tech 0
Florida St. 2, Louisville 0
Wake Forest 4, Penn St. 2
UCF* 1, North Carolina 1 (5-4 PK)
Long Beach St. 1, San Diego 0
Duke 2, Ohio St. 1

Quarterfinals
Stanford 2, Oklahoma St. 1 (OT)
Florida St. 3, Virginia 0
Wake Forest 3, UCF 0
Duke 2, Long Beach St. 0

Semifinals
Stanford 3, Florida St. 0
Duke 4, Wake Forest 1

Championship
Stanford 1, Duke 0

2012

First Round
Stanford 3, Idaho St. 0
Santa Clara 2, Long Beach St. 1
Denver 3, Colorado Col. 1
Maryland 2, Stony Brook 0
UCLA 1, Wisconsin 0
Kentucky 1, UT Martin 0 (OT)
California 1, Pepperdine 0
San Diego St. 3, CSUN 0
North Carolina 2, Radford 0
Illinois* 1, Missouri 1 (3-0 PK)
Georgetown 3, Virginia Tech 2 (OT)
Baylor 3, Arizona St. 1
Marquette 3, Illinois St. 0
Princeton 2, West Virginia 1
Auburn 2, Washington 1
BYU 2, Utah St. 1
Penn St. 4, LIU 0
Boston College 2, Hofstra 0
Michigan 2, Central Mich. 1
Portland* 2, Washington St. 2 (6-5 PK)
Duke 6, Loyola Maryland 0
Miami (OH) 3, Tennessee 2 (OT)
Rutgers 1, Colgate 0
Virginia 4, La Salle 1
Florida 2, FGCU 0
UCF* 1, Miami (FL) 1 (5-3 PK)
Notre Dame 3, Milwaukee 1
Wake Forest 4, Ga. Southern 0
Oakland* 1, Ohio St. 1 (3-1 PK)
Texas A&M 1, SFA 0
Texas Tech 2, North Texas 0
Florida St. 6, Mississippi Val. 0

Second Round
Stanford 2, Santa Clara 1
Denver 3, Maryland 2
UCLA 5, Kentucky 0
San Diego St. 2, California 1
North Carolina 9, Illinois 2
Baylor 2, Georgetown 1
Marquette 3, Princeton 1
BYU 1, Auburn 0
Penn St. 5, Boston College 2
Michigan 3, Portland 0
Duke 4, Miami (OH) 1
Virginia 6, Rutgers 1
Florida 1, UCF 0
Notre Dame 2, Wake Forest 1
Texas A&M 3, Oakland 0
Florida St. 3, Texas Tech 2

Third Round
Stanford 3, Denver 0
UCLA 3, San Diego St. 0
North Carolina* 1, Baylor 1 (4-2 PK)
BYU* 0, Marquette 0 (8-7 PK)
Penn St.* 1, Michigan 1 (3-2 PK)
Duke 3, Virginia 1
Notre Dame 2, Florida 0
Florida St. 4, Texas A&M 0

Quarterfinals
Stanford 2, UCLA 1
North Carolina 2, BYU 1 (2OT)
Penn St. 1, Duke 0
Florida St. 1, Notre Dame 0

Semifinals
North Carolina 1, Stanford 0
Penn St. 2, Florida St. 1 (OT)

Championship
North Carolina 4, Penn St. 1. (2OT)

2013

First Round
Virginia 5, Saint Francis (PA) 0
Georgetown 2, La Salle 0
Wake Forest 2, Morehead St. 0
Penn St. 3, Monmouth 0
Michigan 4, Milwaukee 0
Illinois St.* 1, Louisville 1 (4-3 PK)
Notre Dame 4, Iowa 1
Western Mich. 1, Marquette 0
UCLA 3, San Diego St. 0
Kentucky 3, Ohio St. 1
Stanford 1, Cal St. Fullerton 0
South Carolina 5, Furman 0
Texas A&M 1, Utah 0 (OT)
Texas Tech 3, Minnesota 0
Indiana 1, DePaul 0
North Carolina 4, Liberty 0
Virginia Tech 2, UMBC 0
West Virginia* 0, Rutgers 0 (3-0 PK)
Boston U. 1, Harvard 0
Santa Clara 2, California 1
St. John's (NY) 3, UCF 1
Arkansas 2, Oklahoma St. 1
Duke* 1, Colorado Col. 1 (4-3 PK)
Florida 2, Jacksonville 0
Nebraska 4, Southeastern La. 0
Boston College 2, Northeastern 0
Illinois* 0, Washington St. 0 (3-1 PK)
Portland 2, Seattle U 0
Colorado 1, Denver 0
BYU 4, Weber St. 0
Ole Miss 9, Jackson St. 0
Florida St. 5, South Alabama 0

Second Round
Virginia 1, Georgetown 0
Wake Forest 1, Penn St. 0
Michigan 3, Illinois St. 0
Notre Dame 1, Western Mich. 0
UCLA 3, Kentucky 0
Stanford 1, South Carolina 0 (OT)
Texas A&M* 2, Texas Tech 2 (4-3 PK)
North Carolina 4, Indiana 0
Virginia Tech 1, West Virginia 0
Santa Clara 2, Boston U. 1
Arkansas 1, St. John's (NY) 0
Duke 1, Florida 0
Boston College 4, Nebraska 1
Illinois 4, Portland 3 (OT)
Colorado 2, BYU 1
Florida St. 3, Ole Miss 1

Third Round
Virginia 2, Wake Forest 0
Michigan 1, Notre Dame 0
UCLA 2, Stanford 0
North Carolina 2, Texas A&M 0
Virginia Tech* 1, Santa Clara 1 (3-1 PK)
Duke* 2, Arkansas 2 (5-3 PK)
Boston College 4, Illinois 1
Florida St. 4, Colorado 0

Quarterfinals
Virginia 2, Michigan 1
UCLA 1, North Carolina 0 (2OT)
Virginia Tech 3, Duke 0
Florida St. 4, Boston College 0

Semifinals
UCLA* 1, Virginia 1 (4-2 PK)
Florida St. 3, Virginia Tech 2

Championship
UCLA 1, Florida St. 0 (OT)

2014

First Round
Florida St. 5, South Alabama 0
Northeastern 2, Boston U. 0
UCF 2, Georgia 1
Wisconsin 2, DePaul 0
South Carolina* 0, Clemson 0 (4-3 PK)
Seattle U 2, Washington St. 1 (OT)
Colorado 2, BYU 0
North Carolina 2, South Dakota St. 0
Florida 3, Mercer 0
California 3, San Diego St. 2 (2OT)
Auburn 1, FGCU 0
Texas Tech 8, Prairie View 0
Washington 1, Rider 0
Missouri 3, Kansas 1
Arkansas 3, Oklahoma 2 (OT)
Stanford 5, Cal St. Fullerton 2
UCLA 5, San Diego 0
Harvard 6, Central Conn. St. 0
Illinois St. 3, South Fla. 2
Pepperdine* 1, Southern California 1 (4-2 PK)
Kentucky* 0, SIUE 0 (4-2 PK)
Arizona St. 4, Northern Ariz. 2
Rutgers 2, La Salle 0
Virginia 8, High Point 0
Penn St. 4, Buffalo 1
UConn 2, New Hampshire 0
Virginia Tech 4, Dayton 0
Georgetown* 0, West Virginia 0 (4-3 PK)
Notre Dame 1, Valparaiso 0
Texas 3, Rice 0
Arizona 1, Oklahoma St. 0
Texas A&M 5, Houston Christian 0

Second Round
UCLA 7, Harvard 0
Pepperdine 4, Illinois St. 0
Kentucky 3, Arizona St. 1
Virginia 3, Rutgers 0
Penn St. 1, UConn 0
Virginia Tech 4, Georgetown 3 (OT)
Notre Dame 2, Texas 1
Texas A&M 7, Arizona 2
Florida St. 3, Northeastern 0
UCF 3, Wisconsin 0
South Carolina* 0, Seattle U 0 (2-1 PK)
North Carolina 1, Colorado 0 (OT)
Florida 3, California 1
Texas Tech 2, Auburn 0
Washington 1, Missouri 0 (OT)
Stanford 1, Arkansas 0

Third Round
UCLA 1, Pepperdine 0
Virginia 7, Kentucky 0
Penn St. 2, Virginia Tech 0
Texas A&M 2, Notre Dame 1
Florida St. 1, UCF 0
South Carolina 1, North Carolina 0
Florida 3, Texas Tech 2
Stanford 1, Washington 0

Quarterfinals
Virginia 2, UCLA 1
Texas A&M 2, Penn St. 1
Florida St. 5, South Carolina 0
Stanford* 2, Florida 2 (4-2 PK)

Semifinals
Virginia 3, Texas A&M 1
Florida St. 2, Stanford 0

Championship
Florida St. 1, Virginia 0

2015

First Round
Florida St. 3, Evansville 0
South Alabama 4, LSU 0
Texas Tech 1, North Texas 0
Auburn 1, Southeastern La. 0
North Carolina 3, Liberty 0
Texas A&M 2, Washington 1
Ole Miss 1, Murray St. 0
Clemson 3, Furman 0
Florida 1, Western Mich. 0
William & Mary* 0, UCF 0 (3-1 PK)
FGCU 2, South Fla. 1
Duke 5, James Madison 0
Santa Clara 1, Long Beach St. 0
Arizona 2, Northern Colo. 0
BYU 1, Utah Valley 0
Stanford 2, San Jose St. 0
Penn St. 1, Albany 0
Boston U 2, St. John's 1 (OT)
Ohio St. 2, Butler 1
Virginia Tech 4, Cincinnati 0
LMU (CA) 1, California 0
Minnesota 5, South Dakota St. 0
Northwestern 1, Washington St. 0
West Virginia 2, Duquesne 0
Rutgers 1, FDU 0
Hofstra* 2, Georgetown 2 (4-2 PK)
UConn 5, Siena 0
Notre Dame, 5, Oakland 0
Southern California* 3, CSU Fullerton 3 (4-3 PK)
Princeton 4, Boston College 2
UNCW 2, South Carolina 0
Virginia 7, Howard 1

Second Round
Florida St. 5, South Alabama 0
Auburn 3, Texas Tech 2
Texas A&M 1, North Carolina 0
Ole Miss* 1, Clemson 1 (5-4 PK)
Florida 5, William & Mary 2
Duke 2, FGCU 0
Arizona 2, Santa Clara 1
Stanford 2, BYU 1
Penn St. 6, Boston U 0
Ohio St. 1, Virginia Tech 0
LMU (CA) 1, Minnesota 0
West Virginia 4, Northwestern 0
Rutgers 2, Hofstra 0
Southern California 3, Princeton 0
UConn 2, Notre Dame 0
Virginia 2, UNCW 0

Third Round
Florida St. 2, Auburn 0
Texas A&M* 1, Ole Miss 1 (5-4 PK)
Duke 2, Florida 1
Stanford 3, Arizona 0
Penn St. 4, Ohio St. 0
West Virginia 5, LMU (CA) 2
Rutgers 4, UConn 0
Virginia 2, Southern California 0

Quarterfinals
Florida St. 5, Texas A&M 0
Duke* 1, Stanford 1 (3-1 PK)
Penn St. 2, West Virginia 0
Rutgers 2, Virginia 1

Semifinals
Duke 2, Florida St. 0
Penn St. 2, Rutgers 0

Championship
Penn St. 1, Duke 0

2016

First Round
Arkansas 2, Memphis 1 (OT)
BYU 2, UNLV 0
Florida 3, FGCU 0
Nebraska* 0, South Dakota St. 0 (3-0 PK)
Oklahoma 1,SMU 0
Penn St. 6, Bucknell 0
SIUE* 0, Notre Dame 0 (5-4 PK)
South Carolina 7, Alabama St. 0
Stanford 4, Houston Christian 0
UCLA 3, Seattle U 0
Virginia 4, Monmouth 1
Wisconsin 1,Marquette 0
Auburn 4, South Alabama 0
Colorado 3, Oklahoma St. 1
Florida St. 4, Samford 0
Illinois St.* 2, Michigan 2 (5-4 PK)
North Carolina 3, Liberty 0
NC State* 0, Minnesota 0 (4-2 PK)
Northwestern 3, Kent St. 0
Ohio St. 3, Dayton 2
Pepperdine* 1, California 1 (3-2 PK)
Duke 3, Charlotte 0
Rutgers 3, Harvard 0
Santa Clara 3, Long Beach St.
Southern California 3, Eastern Wash. 1
Texas A&M 1, TCU 0
UConn 4, Albany (NY) 2
Utah 1, Texas Tech 0 (OT)
West Virginia 3, Northern Ky. 0
Clemson, 1, Northeastern 0
Georgetown 2, Saint Francis (PA) 0
Kansas 1,Missouri 0 (2OT)

Second Round
BYU 2, Oklahoma 1
South Carolina 1, Colorado 0
Auburn 4, UConn 1
Clemson* 0, Arkansas 0 (4-2 PK)
Duke 3, Illinois St. 1
Florida 3, Wisconsin 2 (2OT)
Georgetown 2, Rutgers 0
North Carolina 2, Kansas 0
NC State 1, Pepperdine 0
Northwestern 1, SIUE 0
Santa Clara 1, Stanford 0 (2OT)
Southern California* 0, Texas A&M 0 (4-3 PK)
UCLA 2, Nebraska 0
Utah 2, Florida St. 1
Virginia 3, Penn St. 0
West Virginia 1, Ohio St. 0 (2OT)

Third Round
South Carolina 1, BYU 0
Auburn 3, Florida 1
Duke 1, Northwestern 0
Georgetown 2, Virginia 0
North Carolina 1, Clemson 0
Santa Clara 3, NC State 0
Southern California 1, Utah 0
West Virginia* 1, UCLA 1 (4-2 PK)

Quarterfinals
North Carolina 1, South Carolina 0
Southern California 1, Auburn 0
Georgetown 1, Santa Clara 0
West Virginia 1, Duke 0

Semifinals
Southern California 1,Georgetown 0
West Virginia 1, North Carolina 0

Championship
Southern California 3, West Virginia 1

2017

First Round
Clemson 2, Alabama 1
South Carolina 3, Alabama St. 0
Arizona 2, TCU 1
Auburn 1, Hofstra 0
Baylor 3, Rice 2
Florida 3, South Alabama 1
Florida St. 5, Ole Miss, 0
Wake Forest* 0, Georgetown 0 (2-1 PK)
Penn St. 7, Stony Brook 0
Princeton 4, Monmouth 0
Texas 3, North Texas 0
Texas A&M 1, Lamar 0
UCLA 3, San Diego St. 1
Vanderbilt 2, Ohio St. 1
Wisconsin 5, Toledo 0
Santa Clara 2, California 1
Duke 1, UNC Greensboro 0
South Fla. 3, FGCU 0
NC State 4, Arkansas 1
North Carolina 3, High Point 0
Notre Dame 5, IUPUI 0
Oklahoma St.* 1, Missouri St. 1 (3-2 PK)
Pepperdine 1, Cal St. Fullerton 0
Rutgers 3, La Salle 1
Southern California 2, Western Wash. 1
Stanford 9, Utah Valley 1
Tennessee 2, Murray St. 0
Washington St. 1, UCF 0
Virginia 2, Saint Francis (PA) 0
West Virginia 3, Bucknell 0
Colorado 2, Denver 1
Northwestern* 0, Butler 0 (3-2 PK)

Second Round
North Carolina 1, Colorado 0
Duke 7, Oklahoma St. 0
Florida 1, South Fla. 0
Florida St. 2, Arizona 0
UCLA 1, Northwestern 0
Notre Dame* 2, Texas A&M 2 (4-1 PK)
Penn St. 2, Wake Forest 0
Virginia 3, Pepperdine 0
Princeton* 1, NC State 1 (5-4 PK)
Santa Clara 3, Vanderbilt 1
South Carolina 1, Wisconsin 0
Baylor* 1, Southern California 1 (3-0 PK)
Stanford 2, Auburn 0
Texas* 1, Clemson 1 (6-5 PK)
Washington St.* 2, Tennessee 2 (3-1 PK)
West Virginia* 0, Rutgers 0 (4-3 PK)

Third Round
Baylor 3, Notre Dame 2 (OT)
Duke 3, Texas 0
Penn St. 3, West Virginia 1
Princeton 2, North Carolina 1 (OT)
South Carolina 1, Santa Clara 0
Stanford 1, Florida St. 0
Florida 1, Washington St. 0 (2OT)
UCLA 2, Virginia 1

Quarterfinals
Duke 4, Baylor 0
South Carolina 2, Florida 0
Stanford 4, Penn St. 0
UCLA 3, Princeton 1

Semifinals
Stanford 2, South Carolina 0
UCLA* 0, Duke 0 (4-3 PK)

Championship
Stanford 3, UCLA 2

2018

First Round
Minnesota 2, Auburn 0
Virginia 2, Monmouth 0
Stanford 3, Seattle U 0
Texas A&M 1, North Texas 0 (2OT)
Arizona 3, Denver 0
Lipscomb 1, Mississippi St. 0 (2OT)
NC State 1, Northwestern 0
Penn St. 4, Bowling Green 1
Kansas 2, Saint Louis 1 (2OT)
Virginia Tech 1, Texas 0
Texas Tech 2, Princeton 0
Southern California 6, Long Beach St. 1
South Carolina 3, UNC Greensboro 1
Washington St. 5, Montana 1
Duke 1, Rutgers 0
Arkansas 5, Little Rock 1
Hofstra 4, Boston College 1
Florida St. 1, Loyola Chicago 0
UCLA 5, San Jose St. 0
Wisconsin 3, Memphis 0
TCU 2, BYU 1
Wake Forest 1, Ohio St. 0 (OT)
Tennessee 2, Louisville 1
Santa Clara 4, Milwaukee 1
South Fla. 5, UAlbany 1
Georgetown 3, Central Conn. St. 1
Vanderbilt 4, Murray St. 0
Baylor 2, Abilene Christian 0
North Carolina 4, Howard 0
Ole Miss 2, Clemson 1
West Virginia 6, Radford 0
LSU* 0, Boston U 0 (2-1 PK)

Second Round
North Carolina 4, Kansas 1
Duke 3, Lipscomb 0
Penn St. 1, South Carolina 0
Georgetown 1, Washington St. 0
Wisconsin 6, Hofstra 0
Southern California 2, LSU 0
Tennessee 3, Arizona 2
Wake Forest* 2, West Virginia 2 (6-5 PK)
Baylor 3, Vanderbilt 1
Florida St. 3, South Fla. 1
Virginia* 0, Texas Tech 0 (4-2 PK)
Stanford 4, Ole Miss 1
Virginia Tech 1, Arkansas 0 (2OT)
UCLA 5, Minnesota 0
NC State* 1, Santa Clara 1 (5-4 PK)
Texas A&M 2, TCU 0

Third Round
Georgetown 4, Duke 1
Baylor 2, Virginia 1
Stanford 1, Wisconsin 0
North Carolina 3, Virginia Tech 0
Tennessee 3, Texas A&M 0
Penn St. 1, Wake Forest 0
UCLA 5, NC State 0
Florida St.* 1, Southern California 1 (5-4 PK)

Quarterfinals
Florida St. 1, Penn St. 0
Stanford 2, Tennessee 0
North Carolina* 2, UCLA 2 (4-2 PK)
Georgetown 3, Baylor 0

Semifinals
North Carolina 1, Georgetown 0 (2OT)
Florida St. 2, Stanford 0

Championship
Florida St. 1, North Carolina 0

2019

First Round
Stanford 15, Prairie View 0
Hofstra 1, Loyola Chicago 0 (OT)
Arizona 1, TCU 0
Penn St. 3, Stony Brook 1
Arkansas 3, North Texas 0
NC State 3, Navy 0
Louisville 1, Lipscomb 0
BYU 5, Boise St. 1
UCLA 4, Lamar 1
Clemson* 0, Vanderbilt 0 (5-4 PK)
Duke 4, Utah 0
Wisconsin 1, Milwaukee 0
Washington 1, Seattle U 0
South Fla. 4, Florida 2
Brown* 0, Monmouth 0 (4-1 PK)
Florida St. 2, South Alabama 0
Virginia 3, Radford 0
Washington St. 1, Memphis 0
West Virginia 2, Georgetown 0
Central Conn. St. 1, Rutgers 0
Kansas 1, Iowa 0
Xavier 1, Virginia Tech 0
Notre Dame 1, Saint Louis 0
South Carolina 3, Samford 0
Southern California 5, Cal St. Fullerton 1
Texas A&M 4, Texas 1
Santa Clara 1, California 0 (OT)
Oklahoma St. 1, South Dakota St. 0
Texas Tech* 2, Pepperdine 2, (4-3 PK)
Michigan 2, Bowling Green 1
Colorado 6, Northern Colo. 0
North Carolina 5, Belmont 0

Second Round
Stanford 4, Hofstra 0
Penn St. 4, Arizona 3 (OT)
NC State 2, Arkansas 1
BYU 4, Louisville 0
UCLA 5, Clemson 0
Wisconsin 1, Duke 0
South Fla. 2, Washington 0
Florida St. 2, Brown 0
Washington St. 3, Virginia 2
West Virginia 1, Central Conn. St. 0 (2OT)
Kansas 3, Xavier 0
South Carolina 1, Notre Dame 0
Southern California 2, Texas A&M 1
Santa Clara 3, Oklahoma St. 1
Michigan 3, Texas Tech 2
North Carolina 1, Colorado 0

Third Round
Stanford 2, Penn St. 0
BYU 3, NC State 0
UCLA 2, Wisconsin 0
Florida St. 2, South Fla. 1
Washington St. 3, West Virginia 0
South Carolina 2, Kansas 0
Southern California 1, Santa Clara 0
North Carolina 4, Michigan 0

Quarterfinals
Stanford 5, BYU 1
UCLA 4, Florida St. 0
Washington St. 1, South Carolina 0 (OT)
North Carolina 3, Southern California 2

Semifinals
Stanford 4, UCLA 1
North Carolina 2, Washington St. 1

Championship
Stanford** 0, North Carolina 0 (5-4 PK)

***Declared champion on penalty kicks. In the national championship game, the winner of PKs is credited with a win, and the runner-up is credited with a loss.*

2020

First Round
Ole Miss* 0, Bowling Green 0 (4-3 PK)
New Mexico* 1, Navy 1 (4-2 PK)
Iowa 1, Campbell 0
Rutgers 1, Southeastern La. 0
South Fla. 3, Central Conn. St. 0
South Alabama 1, Colorado 0
Washington 3, Liberty 0
Denver 3, Loyola Chicago 1
Milwaukee 1, Elon 0
Penn St. 5, Alabama St. 0
Arizona St. 4, Siena 0
Rice 3, Furman 1
Virginia 3, SIUE 1
South Carolina 1, Montana 0
Ohio St. 5, Stony Brook 1
Utah Valley 1, Memphis 0

Second Round
Ole Miss* 2, Southern California 2 (3-2 PK)
TCU 6, New Mexico 2
UCLA 2, Iowa 1
Clemson* 1, Rutgers 1 (5-3 PK)
Texas A&M 2, South Fla. 0
Oklahoma St. 7, South Alabama 0
Washington* 0, Saint Louis 0 (4-3 PK)
North Carolina 2, Denver 0
Florida St. 3, Milwaukee 0
Penn St. 2, Vanderbilt 0
Duke 2, Arizona St. 1 (2OT)
Rice 1, West Virginia 0
Virginia 2, BYU 0
Georgetown 1, South Carolina 0
Santa Clara 4, Ohio St. 1
Arkansas 3, Utah Valley 1

Third Round
Florida St. 3, Penn St. 1
Duke 1, Ole Miss 0
Virginia 3, Rice 0
TCU* 1, Georgetown 1 (3-1 PK)
Clemson* 1, UCLA 1 (6-5 PK)
Santa Clara 2, Arkansas 0
Texas A&M* 3, Oklahoma St. 3 (4-3 PK)
North Carolina 1, Washington 0

Quarterfinals
Florida St.* 0, Duke 0 (5-3 PK)
Virginia 1, TCU 0
Santa Clara 1, Clemson 0
North Carolina 1, Texas A&M 0

Semifinals
Florida St.* 0, Virginia 0 (3-0 PK)
Santa Clara 3, North Carolina 1

Championship
Santa Clara** 1, Florida St. 1 (4-1 PK)

***Declared champion on penalty kicks. In the national championship game, the winner of PKs is credited with a win, and the runner-up is credited with a loss.*

2021

First Round
Florida St. 3, South Alabama 0
SMU 2, Texas 0
NC State 2, South Fla. 0
Pepperdine 7, South Dakota St. 1
Tennessee 3, Lipscomb 0
Washington St. 3, Montana 0
Wake Forest 3, Harvard 0
Michigan 3, Bowling Green 0
Arkansas 5, Northwestern St. 1
Virginia Tech 3, Ohio St. 1
Purdue 1, Loyola Chicago 0 (2OT)
Notre Dame 4, SIUE 0
TCU 8, Prairie View 0
Princeton 2, Vermont 0
Saint Louis 2, Ole Miss 1
Rutgers 2, Bucknell 0
Duke 1, Old Dominion 0
Memphis 3, LSU 0
St. John's (NY) 1, Brown 0 (OT)
Samford 2, Auburn 0
Georgetown 6, Central Conn. St. 0
Santa Clara 1, Stanford 0
Wisconsin 2, Butler 1
UC Irvine 1, UCLA 0
South Carolina 1, North Carolina 0
Hofstra 3, Providence 0
Penn St. 3, Monmouth 1
Southern California 6, Grand Canyon 0
BYU 6, New Mexico 0
Alabama 1, Clemson 0
Milwaukee 1, Xavier 0
Virginia 6, High Point 0

Second Round
Florida St. 5, SMU 1
Pepperdine 3, NC State 0
Tennessee 2, Washington St. 0
Michigan 2, Wake Forest 0
Arkansas 3, Virginia Tech 0
Notre Dame* 1, Purdue 1 (4-3 PK)
TCU 3, Princeton 2 (2OT)
Rutgers 4, Saint Louis 0
Duke 1, Memphis 0
St. John's (NY)* 2, Samford 2 (3-0 PK)
Santa Clara 2, Georgetown 1 (OT)
Wisconsin 3, UC Irvine 0
South Carolina 3, Hofstra 0
Penn St.* 2, Southern California 2 (5-3 PK)
BYU 4, Alabama 1
Virginia 2, Milwaukee 0

Third Round
Florida St. 1, Pepperdine 0
Michigan 3, Tennessee 0
Arkansas 3, Notre Dame 2
Rutgers* 1, TCU 1 (5-4 PK)
Duke 7, St. John's (NY) 1
Santa Clara 2, Wisconsin 1
South Carolina 2, Penn St. 0
BYU 1, Virginia 0

Quarterfinals
Florida St. 1, Michigan 0 (OT)
Rutgers* 2, Arkansas 2 (4-2 PK)
Santa Clara 2, Duke 1
BYU 4, South Carolina 1

Semifinals
Florida St. 1, Rutgers 0
BYU* 0, Santa Clara 0 (3-2 PK)

Championship
Florida St.** 0, BYU 0 (4-3 PK)

***Declared champion on penalty kicks. In the national championship game, the winner of PKs is credited with a win, and the runner-up is credited with a loss.*

2022

First Round
Florida St. 3, FGCU 0
LSU 3, Lamar University 0
Georgetown 1, Hofstra 0
Pittsburgh 1, Buffalo 0
Arkansas 6, Missouri St. 0
Ohio St. 1, Bucknell 0
Mississippi St. 2, New Mexico St. 1
Memphis 1, Saint Louis 0
North Carolina 5, Old Dominion 0
Georgia 2, Samford 0
BYU 3, Utah Valley 0
Stanford 6, San Jose St. 0
Michigan St. 3, Milwaukee 2 (OT)
TCU 3, UTSA 1
Santa Clara 1, California 0 (OT)
Notre Dame 5, Omaha 0
Alabama 9, Jackson St. 0
Portland 3, Arizona St. 0
Brown 1, Rutgers 0
UC Irvine 2, Southern California 0
South Carolina 2, Wake Forest 0
Harvard 2, New Hampshire 0
Texas 3, Texas A&M 1
Duke 4, Radford 0
Penn St. 4, Quinnipiac 1
West Virginia 2, Virginia Tech 0
Xavier 4, Tennessee 1
Virginia 4, FDU 0
Northwestern 3, SIUE 0
Vanderbilt 1, Clemson 0
UCF* 1, NC State 1 (4-2 PK)
UCLA 4, Northern Ariz. 1

Second Round
Florida St. 4, LSU 1
Pittsburgh 2, Georgetown 1
Arkansas 5, Ohio St. 2
Memphis 4, Mississippi St. 0
North Carolina 3, Georgia 1
BYU* 1, Stanford 1 (5-4 PK)
TCU 1, Michigan St. 0
Notre Dame 4, Santa Clara 0
Alabama 2, Portland 1
UC Irvine* 1, Brown 1 (4-2 PK)
South Carolina 3, Harvard 2
Duke 1, Texas 0
Penn St. 4, West Virginia 0
Virginia 3, Xavier 1
Northwestern 2, Vanderbilt 1
UCLA* 1, UCF 1 (3-0 PK)

Third Round
Florida St. 3, Pittsburgh 0
Arkansas* 3, Memphis 3 (3-2 PK)
North Carolina 3, BYU 2
Notre Dame 2, TCU 0
Alabama 3, UC Irvine 1
Duke 2, South Carolina 1
Virginia 3, Penn St. 2 (OT)
UCLA 2, Northwestern 0

Quarterfinals
Florida St. 1, Arkansas 0
North Carolina 2, Notre Dame 0
Alabama 3, Duke 2 (OT)
UCLA 2, Virginia 1 (OT)

Semifinals
North Carolina 3, Florida St. 2
UCLA 3, Alabama 0

Championship
UCLA 3, North Carolina 2 (OT)

2023

First Round
Florida St. 5, Morehead St. 0
Texas A&M 1, Colorado 0
Texas 2, Lamar University 0
Wisconsin 2, Milwaukee 0
Notre Dame 2, Valparaiso 0
Memphis 2, LSU 1
Pittsburgh 6, Ohio St. 0
Arkansas 5, Grambling 0
Penn St. 7, Central Conn. St. 0
Santa Clara 3, Arizona St. 0
Saint Louis 2, Indiana 0
Georgetown 2, Old Dominion 1 (OT)
Georgia 2, Liberty 1
Iowa 2, Bucknell 0 (OT)
Columbia 2, Rutgers 1
Clemson 2, Radford 0
BYU 2, Utah St. 0
Southern California 1, Grand Canyon 0
Michigan St. 3, Ohio 0
Harvard 3, Maine 0
North Carolina 3, Towson 1
Alabama 2, Western Caro. 0
Princeton 1, Michigan 0
Texas Tech 1, FGCU 0
Stanford 3, Pepperdine 0
South Carolina 2, James Madison 0
Mississippi St. 1, Providence 0 (OT)
Brown 3, Quinnipiac 0
Tennessee 1, Xavier 0 (OT)
Nebraska 5, South Dakota St. 2
Gonzaga 1, Idaho 0
UC Irvine 1, UCLA 0

Second Round
Florida St. 1, Texas A&M 0
Texas 2, Wisconsin 1
Memphis 3, Notre Dame 2
Pittsburgh 4, Arkansas 3
Penn St. 2, Santa Clara 0
Saint Louis 2, Georgetown 1
Georgia 3, Iowa 2
Clemson 2, Columbia 1
BYU 1, Southern California 0
Michigan St. 1, Harvard 0
North Carolina 1, Alabama 0
Texas Tech 0*, Princeton 0 (4-3 PK)
Stanford 3, South Carolina 0
Mississippi St. 2, Brown 1
Nebraska 2, Tennessee 1
UC Irvine 2, Gonzaga 1

Third Round
Florida St. 5, Texas 0
Pittsburgh 3, Memphis 0
Penn St. 4, Saint Louis 3 (OT)
Clemson* 1, Georgia 1 (5-3 PK)
BYU 3, Michigan St. 1
North Carolina 1, Texas Tech 0
Stanford 1, Mississippi St. 0
Nebraska 4, UC Irvine 0

Quarterfinals
Florida St. 3, Pittsburgh 0
Clemson 2, Penn St. 1
BYU 4, North Carolina 3
Stanford 2, Nebraska 1 (OT)

Semifinals
Florida St. 2, Clemson 0
Stanford 2, BYU 0

Championship
Florida St. 5, Stanford 1

2024

First Round
Duke 8, Howard 0
Texas Tech 2, LSU 1
Michigan St. 3, Western Mich. 1
Texas 4, Boston U. 1
Iowa 2, Missouri St. 1
Georgetown 3, Fairfield 0
Virginia Tech 2, Tennessee 1
UCLA 2, California Baptist 1 (2OT)
North Carolina 8, USC Upstate 0
Santa Clara 1, BYU 0
Minnesota 2, South Dakota St. 0
South Carolina 6, East Carolina 0
Penn St. 8, Stony Brook 1
TCU 1, SFA 0
Vanderbilt 4, Lipscomb 1
Florida St. 8, Samford 0
Southern California 5, Sacramento St. 0
Saint Louis 1, Kansas 0
Wisconsin 3, Maine 1
Virginia 2, Princeton 1
Ohio St. 4, James Madison 1
Auburn 4, FIU 1
Colorado 3, Georgia 2
Wake Forest 4, Morehead St. 0
Arkansas 4, Oklahoma St. 0
California 2, Pepperdine 1 (2OT)
UConn 2, Rutgers 1
Stanford 5, UC Santa Barbara 0
Notre Dame 5, Milwaukee 1
Kentucky* 1, West Virginia 1 (4-2 PK)
Washington* 0, Utah St. (3-1 PK)
Mississippi St. 7, Southern U. 0

Second Round
Duke 3, Texas Tech 0
Michigan St. 3, Texas 2 (OT)
Iowa 1, Georgetown 0
Virginia Tech 2, UCLA 1
North Carolina 1, Santa Clara 0
Minnesota 2, South Carolina 1
Penn St. 1, TCU 0
Vanderbilt* 3, Florida St. 3 (4-3 PK)
Southern California 4, Saint Louis 3 (OT)
Wisconsin* 0, Virginia 0 (4-2 PK)
Ohio St. 2, Auburn 1
Wake Forest 3, Colorado 1
Arkansas 1, California 0
Stanford 2, UConn 1
Notre Dame 3, Kentucky 1
Mississippi St. 1, Washington 0

Third Round
Duke 2, Michigan St. 0
Virginia Tech 1, Iowa 0
Notre Carolina 3, Minnesota 0
Penn St. 3, Vanderbilt 1
Southern California 3, Wisconsin 1
Wake Forest 1, Ohio St. 0
Stanford* 1, Arkansas 1 (4-2 PK)
Notre Dame 2, Mississippi St. 0

Quarterfinals
Duke 1, Virginia Tech 0
North Carolina 2, Penn St. 1 (OT)
Wake Forest* 2, Southern California 2 (4-3 PK)
Stanford 2, Notre Dame 0

Semifinals
North Carolina 3, Duke 0
Wake Forest 1, Stanford 0

Championship
North Carolina 1, Wake Forest 0

CHAMPIONSHIP COACHING RECORDS

CHAMPIONSHIPS WON

No.	Coach, School(s)	Seasons
21	Anson Dorrance, North Carolina	1982-83-84-86-87-88-89-90-91-92-93-94-96-97-99-2000-03-06-08-09-12
3	Mark Krikorian, Florida St.	2014-18-21
3	Paul Ratcliffe, Stanford	2011-17-19
2	Jerry Smith, Santa Clara	2001-20
2	Randy Waldrum, Notre Dame	2004-10
1	Margueritte Aozasa, UCLA	2022
1	Becky Burleigh, Florida	1998
1	Clive Charles, Portland	2002
1	Amanda Cromwell, UCLA	2013
1	Erica Dambach, Penn St.	2015
1	Ali Khosroshahin, Southern California	2007
1	Hank Leung, George Mason	1985
1	Keidane McAlpine, Southern California	2016
1	Damon Nahas, North Carolina	2024
1	Brian Pensky, Florida St.	2023
1	Chris Petrucelli, Notre Dame	1995
1	Garrett Smith, Portland	2005

CONSECUTIVE CHAMPIONSHIPS WON

No.	Coach, School(s)	Seasons
9	Anson Dorrance, North Carolina	1986-87-88-89-90-91-92-93-94
3	Anson Dorrance, North Carolina	1982-83-84
2	Anson Dorrance, North Carolina	1996-97
2	Anson Dorrance, North Carolina	1999-2000
2	Anson Dorrance, North Carolina	2008-09

NATIONAL CHAMPIONSHIP GAME APPEARANCES

No.	Coach, School	Seasons	W-L Record
27	Anson Dorrance, North Carolina	1982-83-84-85-86-87-88-89-90-91-92-93-94-96-97-98-99-2000-01-03-06-08-09-12-18-19-22	21-6
6	Mark Krikorian, Florida St.	2007-13-14-18-20-21	3-3
6	Paul Ratcliffe, Stanford	2009-10-11-17-19-23	3-3
5	Randy Waldrum, Notre Dame	1999-2004-06-08-10	2-3
4	Len Tsantiris, UConn	1984-90-97-2003	0-4
3	Jill Ellis, UCLA	2000-04-05	0-3
3	Chris Petrucelli, Notre Dame	1994-95-96	1-2
3	Jerry Smith, Santa Clara	2001-02-20	2-1
2	Clive Charles, Portland	1995-2002	1-1
2	Robbie Church, Duke	2011-15	0-2
2	Amanda Cromwell, UCLA	2013-17	1-1
2	Erica Dambach, Penn St.	2012-15	1-1
2	Hank Leung, George Mason	1983-85	1-1
2	Dang Pibulvech, Colorado Col.	1986-89	0-2
1	Margueritte Aozasa, UCLA	2022	1-0
1	Ken Banda, Massachusetts	1987	0-1
1	Becky Burleigh, Florida	1998	1-0
1	Jac Cicala, George Mason	1993	0-1
1	Tony da Luz, Wake Forest	2024	0-1
1	Larry Gross, NC State	1988	0-1
1	Bill Hempen, Duke	1992	0-1
1	Nikki Izzo-Brown, West Virginia	2016	0-1
1	Ali Khosroshahin, Southern California	2007	1-0
1	Keidane McAlpine, Southern California	2016	1-0
1	Damon Nahas, North Carolina	2024	1-0
1	Brian Pensky, Florida St.	2023	1-0
1	Jennifer Rockwood, BYU	2021	0-1
1	Jim Rudy, UCF	1982	0-1
1	Greg Ryan, Wisconsin	1991	0-1
1	Garrett Smith, Portland	2005	0-1
1	Steve Swanson, Virginia	2014	0-1

COLLEGE CUP APPEARANCES

No.	Coach, School	Seasons	W-L Record
31	Anson Dorrance, North Carolina	1982-83-84-85-86-87-88-89-90-91-92-93-94-95-96-97-98-99-2000-01-02-03-06-08-09-12-16-18-19-20-22	48-10
12	Jerry Smith, Santa Clara	1989-90-92-96-97-98-99-2001-02-04-20-21	5-9-1
11	Mark Krikorian, Florida St.	2005-06-07-11-12-13-14-15-18-20-21	8-8-1
11	Paul Ratcliffe, Stanford	2008-09-10-11-12-14-17-18-19-23-24	9-8
8	Jill Ellis, UCLA	2000-03-04-05-06-07-08-09	3-8
8	Randy Waldrum, Notre Dame	1999-2000-04-06-07-08-09-10	7-6
7	Clive Charles, Portland	1994-95-96-98-2000-01-02	3-6
7	Len Tsantiris, UConn	1982-83-84-90-94-97-2003	5-8
5	Ken Banda, Massachusetts	1983-84-85-86-87	3-5
4	Robbie Church, Duke	2011-15-17-24	2-3-1
4	Chris Petrucelli, Notre Dame	1994-95-96-97	4-3
4	Dang Pibulvech, Colorado Col.	1985-86-89-90	2-4
3	Amanda Cromwell, UCLA	2013-17-19	1-1-3
3	Erica Dambach, Penn St.	2005-12-15	3-1-1
3	Hank Leung, George Mason	1983-85-86	3-2
3	Jim Rudy, UCF/ Massachusetts	1982-87, 1993	1-3
3	Steve Swanson, Virginia	2013-14-20	1-1-2
2	Becky Burleigh, Florida	1998-2001	2-1
2	Tony da Luz, Wake Forest	2011-24	1-2
2	Larry Gross, NC State	1988-89	1-2
2	Dave Nolan, Georgetown	2016-18	0-2
2	Mike O'Neill, Rutgers	2015-21	0-2
2	Brian Pensky, Florida St.	2022-23	2-1
2	Jennifer Rockwood, BYU	2021-23	0-2-1
2	Greg Ryan, Wisconsin	1988-91	1-2
2	Jean-Paul Verhees, California	1987-88	0-2
1	Chugger Adair, Virginia Tech	2013	0-1
1	Margueritte Aozasa, UCLA	2022	2-0
1	Patrick Baker, Florida St.	2003	0-1
1	Carl Beal, Colorado Col.	1991	0-1
1	Jac Cicala, George Mason	1993	0-1-1
1	Austin Daniels, Hartford	1992	0-1
1	Patrick Farmer, Penn St.	1999	0-1
1	Alison Foley, Boston College	2010	0-1
1	Lauren Gregg, Virginia	1991	0-1
1	G. Guerrieri, Texas A&M	2014	0-1
1	Wes Hart, Alabama	2022	0-1
1	Bill Hempen, Duke	1992	1-1
1	Ken Hudson, Mo.-St. Louis	1982	0-2
1	Nikki Izzo-Brown, West Virginia	2016	1-1
1	Ali Khosroshahin, Southern California	2007	2-0
1	Alan Kirkup, SMU	1995	0-1
1	Keidane McAlpine, Southern California	2016	2-0
1	Bill Merrell, California	1984	0-2
1	Damon Nahas, North Carolina	2024	2-0
1	Eddie Radwanski, Clemson	2023	0-1
1	Ian Sawyers, Stanford	1993	0-0-1
1	Julie Shackford, Princeton	2004	0-1
1	Todd Shulenberger, Washington St.	2019	0-1
1	Garrett Smith, Portland	2005	1-0-1
1	Shelley Smith, South Carolina	2017	0-1
1	Lori Walker-Hock, Ohio St.	2010	0-1
1	Paula Wilkins, Penn St.	2002	0-1

The College Cup refers to the semifinals and finals of the Division I Women's Soccer Championship, even though the term "College Cup" wasn't adopted until 1999.

TOURNAMENT APPEARANCES

No.	Coach, School(s)
42	Anson Dorrance, North Carolina
34	Jerry Smith, Santa Clara
31	Len Tsantiris, UConn
29	Steve Swanson, Dartmouth/Stanford/Virginia
28	G Guerrieri, Texas A&M
24	Jennifer Rockwood, BYU
23	Tony da Luz, San Diego/Wake Forest
23	Nikki Izzo-Brown, West Virginia
22	Becky Burleigh, Florida
22	Robbie Church, Charlotte/Duke
22	John Daly, William & Mary
22	Paul Ratcliffe, Saint Mary's (CA)/Stanford
21	Erica Dambach, Dartmouth/Penn St.
21	Mark Krikorian, Hartford/Florida St.
19	Amanda Cromwell, UCF/UCLA
18	Karen Hoppa, UCF/Auburn
18	Chris Petrucelli, Notre Dame/Texas/SMU
18	Randy Waldrum, Baylor/Notre Dame/Pittsburgh
18	Lori Walker-Hock, Ohio St.
17	Paula Wilkins, Penn St./Wisconsin
16	Angela Kelly, Tennessee/Texas
16	Shelley Smith, South Carolina
15	Alison Foley, Boston College
15	Dave Nolan, Georgetown
15	Eddie Radwanski, UNC Greensboro/Clemson
14	Kevin Boyd, California/Arizona St./Milwaukee
14	Nancy Feldman, Boston U.
14	Lesle Gallimore, Washington
14	Keidane McAlpine, Birmingham-So./Washington St./Southern California/ Georgia
14	Neil McGuire, California
14	Michael Moynihan, Milwaukee/Northwestern
14	Tim Ward, Pepperdine

CONSECUTIVE TOURNAMENT APPEARANCES

No.	Coach, School(s)	Seasons
42	Anson Dorrance, North Carolina	1982-2023
26	G Guerrieri, Texas A&M	1995-2020
26	Len Tsantiris, UConn	1982-2007
25	Steve Swanson, Stanford/Virginia	1998-2022
21	Nikki Izzo-Brown, West Virginia	2000-2020
19	Jerry Smith, Santa Clara	1989-2007
18	Tony da Luz, San Diego/Wake Forest	1996-2013
18	Erica Dambach, Penn St.*	2007-24
17	Mark Krikorian, Florida St.	2005-21
17	Paul Ratcliffe, Stanford	2003-19
16	Randy Waldrum, Baylor/Notre Dame	1998-2013
15	Becky Burleigh, Florida	2003-17
13	John Daly, William & Mary	1992-2004
13	Keidane McAlpine, Washington St./Southern California/Georgia*	2012-24
13	Dave Nolan, Georgetown*	2012-24
12	Jillian Ellis, UCLA	1999-2010
11	Robbie Church, Duke	2003-13
11	Alison Foley, Boston College	2003-13
11	Neil McGuire, California	2007-17
11	Mike O'Neill, Rutgers*	2014-24
11	Garrett Smith, Portland	2003-13
11	Shelley Smith, South Carolina*	2013-23
10	Eddie Radwanski, Clemson	2014-23
10	Jerry Smith, Santa Clara*	2015-24
10	John Walker, Nebraska	1996-2005
9	Colby Hale, Arkansas*	2016-24
8	Robbie Church, Duke	2015-22
8	Amanda Cromwell, UCF/UCLA	2007-14
8	Larry Gross, NC State	1985-92
8	Angela Kelly, Tennessee	2001-08
8	Chris Petrucelli, Texas	2001-08
8	Debbie Rademacher, Michigan	1997-2004

**Active Streak*

TOURNAMENT GAMES WON

No.	Coach, School(s)
147	Anson Dorrance, North Carolina
68	Mark Krikorian, Hartford/Florida St.
66	Jerry Smith, Santa Clara
63	Paul Ratcliffe, Saint Mary's (CA)/Stanford
53	Steve Swanson, Dartmouth/Stanford/Virginia
53	Randy Waldrum, Baylor/Notre Dame/Pittsburgh
48	Len Tsantiris, UConn
46	Robbie Church, Charlotte/Duke
43	Erica Dambach, Dartmouth/Penn St.
41	Jillian Ellis, UCLA
40	G Guerrieri, Texas A&M
35	Becky Burleigh, Florida
31	Paula Wilkins, Penn St./Wisconsin
30	Amanda Cromwell, UCF/UCLA
27	Jennifer Rockwood, BYU
25	Clive Charles, Portland
25	Shelley Smith, South Carolina
24	Tony da Luz, San Diego/Wake Forest
24	Nikki Izzo-Brown, West Virginia
24	Garrett Smith, Portland
23	Chris Petrucelli, Notre Dame/Texas/SMU
22	Brian Pensky, Maryland/Tennessee/Florida St.
20	Alison Foley, Boston College
19	John Walker, Nebraska
17	Dave Nolan, Georgetown

TOURNAMENT WINNING PCT.

Coach, School(s) (Years)	Yrs.	W	L	T	Pct.
Anson Dorrance, North Carolina (1982-83-84-85-86-87-88-89-90-91-92-93-94-95-96-97-98-99-2000-01-02-03-04-05-06-07-08-09-10-11-12-13-14-15-16-17-18-19-20-21-22-23)	42	147	19	4	.876
Paul Ratcliffe, Saint Mary's (CA)/Stanford (2001 / 2003-04-05-06-07-08-09-10-11-12-13-14-15-16-17-18-19-21-22-23-24)	22	63	16	5	.780
Mark Krikorian, Hartford/Florida St. (1997-98-99-2000 / 2005-06-07-08-09-10-11-12-13-14-15-16-17-18-19-20-21)	21	68	18	4	.778
Jillian Ellis, UCLA (1999-2000-01-02-03-04-05-06-07-08-09-10)	12	41	12	1	.769
Randy Waldrum, Baylor/Notre Dame/Pittsburgh (1998 / 1999-2000-01-02-03-04-05-06-07-08-09-10-11-12-13 / 2022-23)	18	53	16	1	.764
Brian Pensky, Maryland/Tennessee/Florida St. (2009-10-11 / 2012-17-18-21 / 2022-23-24)	10	22	6	3	.758
Clive Charles, Portland (1992-93-94-95-96-97-98-2000-01-02)	10	25	9	0	.735
Garrett Smith, Portland (2003-04-05-06-07-08-09-10-11-12-13)	11	24	8	5	.716
Jerry Smith, Santa Clara (1989-90-91-92-93-94-95-96-97-98-99-2000-01-02-03-04-05-06-07-09-10-11-12-13-15-16-17-18-19-20-21-22-23-24)	34	66	28	6	.690
Robbie Church, Charlotte/Duke (1998 / 2001-03-04-05-06-07-08-09-10-11-12-13-15-16-17-18-19-20-21-22-24)	22	46	19	10	.680
Keidane McAlpine, Birmingham-So./Washington St./Southern California/Georgia (2004 / 2012-13 / 2014-15-16-17-18-19-20-21 / 2022-23-24)	14	16	5	10	.677
Erica Dambach, Dartmouth/Penn St. (2000-01-02 / 2007-08-09-10-11-12-13-14-15-16-17-18-19-20-21-22-23-24)	21	43	20	2	.677
Steve Swanson, Dartmouth/Stanford/Virginia (1993-94 / 1996-98-99 / 2000-01-02-03-04-05-06-07-08-09-10-11-12-13-14-15-16-17-18-19-20-21-22-24)	29	53	24	8	.671
Amanda Cromwell, UCF/UCLA (1999-2000-01-02-03-04-07-08-09-10-11-12 / 2013-14-16-17-18-19-20-21)	19	30	13	8	.667
Paula Wilkins, Penn St./Wisconsin (2001-02-03-04-05-06 / 2009-10-12-14-16-17-18-19-21-23-24)	17	31	15	4	.660
Colby Hale, Arkansas (2013-14-16-17-18-19-20-21-22-23-24)	11	15	7	5	.648
Ali Khosroshahin, Cal St. Fullerton/Southern California (2001-05-06-07-08-09-10)	7	10	5	2	.647
Becky Burleigh, Florida (1996-97-98-99-2000-01-03-04-05-06-07-08-09-10-11-12-13-14-15-16-17-19)	22	35	19	4	.638
Ken Banda, Massachusetts (1982-83-84-85-86-87)	6	10	6	0	.625
Shelley Smith, South Carolina (2007-08-09-10-11-13-14-15-16-17-18-19-20-21-22-23-24)	17	25	16	3	.602
John Walker, Nebraska (1996-97-98-99-2000-01-02-03-04-05-13-16-23)	13	19	12	2	.606
Patrick Baker, Florida St./Georgia (2000-01-02-03-04 / 2007-08-09)	8	11	7	1	.605
Len Tsantiris, UConn (1982-83-84-85-86-87-88-89-90-91-92-93-94-95-96-97-98-99-2000-01-02-03-04-05-06-07-09-10-14-15-16)	31	48	31	2	.605
G Guerrieri, Texas A&M (1995-96-97-98-99-2000-01-02-03-04-05-06-07-08-09-10-11-12-13-14-15-16-17-18-19-20-22-23)	28	40	27	7	.588
Chugger Adair, Virginia Tech (2011-12-13-14-15-18-19-21-22-24)	10	14	10	1	.580

Minimum 5 tournament appearances

TEAM-BY-TEAM COACH WON-LOST RECORDS

Coach, Years in Tournament	Yrs.	W	L	T	1st	2nd	3/4
Abilene Christian							
Casey Wilson, 2018	1	0	1	0	0	0	0
TOTAL	**1**	**0**	**2**	**0**	**0**	**0**	**0**
Alabama							
Don Staley, 1998	1	0	1	0	0	0	0
Todd Bramble, 2011	1	0	1	0	0	0	0
Wes Hart, 2017-21-22-23	4	6	4	0	0	0	1
TOTAL	**6**	**6**	**6**	**0**	**0**	**0**	**1**
Alabama A&M							
Frank Davies, 2007	1	0	1	0	0	0	0
TOTAL	**1**	**0**	**1**	**0**	**0**	**0**	**0**
Alabama St.							
Jodie Smith, 2016-17-20	3	0	3	0	0	0	0
TOTAL	**3**	**0**	**3**	**0**	**0**	**0**	**0**
American							
Michael Brady, 2002	1	0	1	0	0	0	0
TOTAL	**1**	**0**	**1**	**0**	**0**	**0**	**0**
Arizona							
Dan Tobias, 2004-05	2	2	2	0	0	0	0
Tony Amato, 2014-15-17-18-19	5	6	5	0	0	0	0
TOTAL	**7**	**8**	**7**	**0**	**0**	**0**	**0**
Arizona St.							
Terri Patraw, 2000	1	1	1	0	0	0	0
Ray Leone, 2002-03	2	2	2	0	0	0	0
Kevin Boyd, 2009-10-12-14	4	1	3	1	0	0	0
Graham Winkworth, 2020-22-23	3	1	3	0	0	0	0
Total	**10**	**5**	**9**	**1**	**0**	**0**	**0**
Ark.-Pine Bluff *							
Roberto Mazza, 2011	2	0	2	0	0	0	0
TOTAL	**1**	**0**	**1**	**0**	**0**	**0**	**0**
Arkansas							
Colby Hale, 2013-14-16-17-18-19-20-21-22-23-24	11	15	7	5	0	0	0
TOTAL	**11**	**15**	**7**	**5**	**0**	**0**	**0**
Army West Point							
Gene Ventriglia, 2008	0	1	0	0	0	0	0
Stefanie Golan, 2011	0	1	0	0	0	0	0
TOTAL	**0**	**2**	**0**	**0**	**0**	**0**	**0**
Auburn							
Karen Hoppa, 2001-02-03-04-06-07-08-09-10-11-12-14-15-16-17-18-21-24	18	14	18	0	0	0	0
TOTAL	**18**	**14**	**18**	**0**	**0**	**0**	**0**
Barry							
Mike Covone, 1987	1	0	1	0	0	0	0
TOTAL	**1**	**0**	**1**	**0**	**0**	**0**	**0**
Baylor							
Randy Waldrum, 1998	1	0	1	0	0	0	0
Nick Cowell, 1999	1	0	1	0	0	0	0
Marci Jobson, 2011-12	2	3	1	1	0	0	0
Paul Jobson, 2017-18	2	5	2	1	0	0	0
TOTAL	**6**	**8**	**5**	**2**	**0**	**0**	**0**
Belmont							
Lisa Howe, 2008	1	0	1	0	0	0	0
Heather Henson, 2019	1	0	1	0	0	0	0
TOTAL	**2**	**0**	**2**	**0**	**0**	**0**	**0**

Coach, Years in Tournament	Yrs.	W	L	T	1st	2nd	3/4
Binghamton							
Jeff Leightman, 2004	1	0	1	0	0	0	0
TOTAL	**1**	**0**	**1**	**0**	**0**	**0**	**0**
Birmingham-So.							
Keidane McAlpine, 2004	1	0	1	0	0	0	0
TOTAL	**1**	**0**	**1**	**0**	**0**	**0**	**0**
Boise St.							
Steve Lucas, 2009	1	0	1	0	0	0	0
Jim Thomas, 2019	1	0	1	0	0	0	0
TOTAL	**2**	**0**	**2**	**0**	**0**	**0**	**0**
Boston College							
Mike LaVigne, 1982-83	2	1	2	0	0	0	0
Suzanne Kaplan, 1984-85	2	1	2	0	0	0	0
Alison Foley, 1999-2001-03-04-05-06-07-08-09-10-11-12-13-15-18	15	20	14	4	0	0	1
TOTAL	**19**	**22**	**18**	**4**	**0**	**0**	**1**
Boston U.							
Nancy Feldman, 2000-01-03-05-06-07-08-09-10-11-13-14-15-18	14	5	14	0	0	0	0
Casey Brown, 2024	1	0	1	0	0	0	0
TOTAL	**15**	**5**	**15**	**0**	**0**	**0**	**0**
Bowling Green							
Andy Richards, 2004-05	2	0	2	0	0	0	0
Matt Fannon, 2018-19	2	0	2	0	0	0	0
Jimmy Walker, 2020-21	2	0	1	1	0	0	0
TOTAL	**6**	**0**	**5**	**1**	**0**	**0**	**0**
Brown							
Phil Pincince, 1982-83-84-85-86-94	6	2	6	0	0	0	0
Kia McNeill, 2019-21-22-23	4	2	3	2	0	0	0
TOTAL	**10**	**4**	**9**	**2**	**0**	**0**	**0**
Bucknell							
Chrissy Findlay, 2001	1	0	1	0	0	0	0
Ben Landis, 2005	1	0	1	0	0	0	0
Kelly Cook, 2016-17-21-22-23	5	0	5	0	0	0	0
TOTAL	**7**	**0**	**7**	**0**	**0**	**0**	**0**
Buffalo							
Shawn Burke, 2014-22	2	0	2	0	0	0	0
TOTAL	**2**	**0**	**2**	**0**	**0**	**0**	**0**
Butler							
Tari St. John, 2015-17-21	3	0	3	0	0	0	0
TOTAL	**3**	**0**	**3**	**0**	**0**	**0**	**0**
BYU							
Jennifer Rockwood, 1997-98-99-2000-01-02-03-05-06-07-08-09-10-12-13-14-15-16-18-19-20-21-22-23-24	25	27	22	7	0	1	1
TOTAL	**25**	**27**	**22**	**7**	**0**	**1**	**1**
Cal Poly							
Alex Crozier, 1999-2000-02-03-04	5	1	5	0	0	0	0
TOTAL	**5**	**1**	**5**	**0**	**0**	**0**	**0**
Cal St. East Bay							
Colin Lindores, 1985-86	2	0	2	0	0	0	0
TOTAL	**2**	**0**	**2**	**0**	**0**	**0**	**0**
Cal St. Fullerton							
Ali Khosroshahin, 2001-05-06	3	3	3	0	0	0	0
Demian Brown, 2007-13-14-15-17-19	6	0	5	1	0	0	0
TOTAL	**9**	**3**	**8**	**1**	**0**	**0**	**0**

Coach, Years in Tournament	Yrs.	W	L	T	1st	2nd	3/4
California							
Bill Merrell, 1983-84	2	3	3	0	0	0	1
Peter Reynaud, 1986	1	1	1	0	0	0	0
Jean-Paul Verhees, 1987-88	2	3	2	0	0	0	2
Andy Bonchonsky, 1993	1	0	1	0	0	0	0
Kevin Boyd, 1998-99-2000-01-02-04-05-06	8	4	8	0	0	0	0
Neil McGuire, 2007-08-09-10-11-12-13-14-15-16-17-19-22-24	14	5	12	3	0	0	0
TOTAL	**28**	**16**	**27**	**3**	**0**	**0**	**0**
California Baptist							
Kristen St. Clair, 2024	1	0	1	0	0	0	0
TOTAL	**1**	**0**	**1**	**0**	**0**	**0**	**0**
Campbell							
Pat Ferguson, 2004	1	0	1	0	0	0	0
Samar Azem, 2020	1	0	1	0	0	0	0
TOTAL	**2**	**0**	**2**	**0**	**0**	**0**	**0**
Central Conn. St.							
Bill Coleman, 1998	1	0	1	0	0	0	0
Mick D'Arcy, 2002-03-04-05-08-14-18-19-20-21-23	11	2	11	0	0	0	0
TOTAL	**12**	**2**	**12**	**0**	**0**	**0**	**0**
Central Mich.							
Tom Anagnost, 2009-10	2	1	2	0	0	0	0
Neil Stafford, 2012	1	0	1	0	0	0	0
TOTAL	**3**	**1**	**3**	**0**	**0**	**0**	**0**
Charlotte							
Robbie Church, 1998	1	1	1	0	0	0	0
Neil Roberts, 2002	1	0	1	0	0	0	0
Jon Lipsitz, 2007-08	2	1	2	0	0	0	0
John Cullen, 2016	1	0	1	0	0	0	0
TOTAL	**5**	**2**	**5**	**0**	**0**	**0**	**0**
Cincinnati							
Meridy Glenn, 1983-86-94-97-2001-02	6	4	6	0	0	0	0
Neil Stafford, 2015	1	0	1	0	0	0	0
TOTAL	**7**	**4**	**7**	**0**	**0**	**0**	**0**
Clemson							
Tracey Leone*, 1994-95-96-97-98-99	6	4	5	2	0	0	0
Ray Leone*, 1999-2000	2	3	2	1	0	0	0
Todd Bramble, 2001-02-03-04-05-06-07	7	3	7	3	0	0	0
Eddie Radwanski, 2014-15-16-17-18-19-20-21-22-23	10	6	7	8	0	0	1
TOTAL	**24**	**15**	**20**	**13**	**0**	**0**	**1**
*Co-Head Coaches in 1999							
Colgate							
Kathy Brawn, 1997-98-99-2004-09-12	6	1	6	0	0	0	0
TOTAL	**6**	**1**	**6**	**0**	**0**	**0**	**0**
Colorado							
Bill Hempen, 2003-04-05-06-07-08	6	4	6	1	0	0	0
Danny Sanchez, 2013-14-16-17-19-20-23-24	8	7	8	0	0	0	0
TOTAL	**14**	**11**	**14**	**1**	**0**	**0**	**0**
Colorado Col.							
Dang Pibulvech, 1984-85-86-87-88-89-90	7	9	6	1	0	2	2
Carl Beal, 1991	1	1	1	0	0	0	1
Geoff Bennett, 2006-12-13	3	0	3	0	0	0	0
TOTAL	**11**	**10**	**10**	**1**	**0**	**2**	**3**
Columbia							
Kevin McCarthy, 2006	1	0	1	0	0	0	0
Tracey Bartholomew, 2023	1	1	1	0	0	0	0
TOTAL	**2**	**1**	**2**	**0**	**0**	**0**	**0**

Coach, Years in Tournament	Yrs.	W	L	T	1st	2nd	3/4
Cortland							
Chris Malone, 1982-83-84-85	4	2	4	0	0	0	0
TOTAL	**4**	**2**	**4**	**0**	**0**	**0**	**0**
Creighton							
Bruce Erickson, 2002-04-05-07-10	5	0	5	0	0	0	0
TOTAL	**5**	**0**	**5**	**0**	**0**	**0**	**0**
CSUN							
Keith West, 2012	1	0	1	0	0	0	0
TOTAL	**1**	**0**	**1**	**0**	**0**	**0**	**0**
Dartmouth							
Steve Swanson, 1993-94	2	0	2	0	0	0	0
Neil Orr, 1996	1	0	1	0	0	0	0
Kelly Knudsen, 1998-99	2	3	2	0	0	0	0
Erica Dambach, 2000-01-02	3	3	3	0	0	0	0
Ben Landis, 2003	1	0	1	0	0	0	0
Angie Hind, 2005	1	0	1	0	0	0	0
TOTAL	**10**	**6**	**10**	**0**	**0**	**0**	**0**
Davidson							
Greg Ashton, 2009	1	0	1	0	0	0	0
TOTAL	**1**	**0**	**1**	**0**	**0**	**0**	**0**
Dayton							
Mike Tucker, 1999-2001-02-03-04-09-10-11-14-16	10	4	9	2	0	0	0
TOTAL	**10**	**4**	**9**	**2**	**0**	**0**	**0**
Denver							
Jeff Hooker, 2001-02-03-06-07-08-09-12-13-17-18-20	12	4	12	0	0	0	0
TOTAL	**12**	**4**	**12**	**0**	**0**	**0**	**0**
DePaul							
John Wilson, 2003	1	0	1	0	0	0	0
Erin Chastain, 2013-14	2	0	2	0	0	0	0
TOTAL	**3**	**0**	**3**	**0**	**0**	**0**	**0**
Detroit Mercy							
Mike Lupenec, 2004	1	1	1	0	0	0	0
TOTAL	**1**	**1**	**1**	**0**	**0**	**0**	**0**
Drake							
Corbin Stone, 2006	1	0	1	0	0	0	0
TOTAL	**1**	**0**	**1**	**0**	**0**	**0**	**0**
Duke							
Bill Hempen, 1992-93-94-95-96-97-99-2000	8	7	7	1	0	1	0
Robbie Church, 2001-03-04-05-06-07-08-09-10-11-12-13-15-16-17-18-19-20-21-22-24	21	45	18	10	0	2	2
TOTAL	**29**	**52**	**25**	**11**	**0**	**3**	**2**
Duquesne							
Al Alvine, 2015	1	0	1	0	0	0	0
TOTAL	**1**	**0**	**1**	**0**	**0**	**0**	**0**
East Carolina							
Gary Higgins, 2024	1	0	1	0	0	0	0
TOTAL	**1**	**0**	**1**	**0**	**0**	**0**	**0**
Eastern Ill.							
Steve Ballard, 2001-002-03-04	4	0	4	0	0	0	0
TOTAL	**4**	**0**	**4**	**0**	**0**	**0**	**0**
Eastern Mich.							
Scott Hall, 1999	1	0	1	0	0	0	0
TOTAL	**1**	**0**	**1**	**0**	**0**	**0**	**0**
Eastern Wash.							
Chad Bodnar, 2016-17	2	0	2	0	0	0	0
TOTAL	**2**	**0**	**2**	**0**	**0**	**0**	**0**

Coach, Years in Tournament	Yrs.	W	L	T	1st	2nd	3/4
Elon							
Paul Webster, 1999	1	0	1	0	0	0	0
Neil Payne, 2020	1	0	1	0	0	0	0
TOTAL	**2**	**0**	**2**	**0**	**0**	**0**	**0**
Evansville							
Mick Lyon, 1998-99-2001	3	0	3	0	0	0	0
Krista McKendree, 2008-15	2	0	2	0	0	0	0
TOTAL	**5**	**0**	**5**	**0**	**0**	**0**	**0**
Fairfield							
Maria Piechocki, 1997-98-99	3	0	3	0	0	0	0
Jim O'Brien, 2005-08	2	0	2	0	0	0	0
Dave Barrett, 2024	1	0	1	0	0	0	0
TOTAL	**6**	**0**	**6**	**0**	**0**	**0**	**0**
FDU							
Eric Teepe, 2015-22	2	0	2	0	0	0	0
TOTAL	**2**	**0**	**2**	**0**	**0**	**0**	**0**
FGCU							
Jim Blankenship, 2011-12-14-15-16-17-22-23	8	1	8	0	0	0	0
TOTAL	**8**	**1**	**8**	**0**	**0**	**0**	**0**
FIU							
Everton Edwards, 1993	1	0	1	1	0	0	0
Thomas Chestnutt, 2011	1	0	1	0	0	0	0
Jonathan Garbar, 2024	1	0	1	0	0	0	0
TOTAL	**3**	**0**	**3**	**1**	**0**	**0**	**0**
Fla. Atlantic							
Brian Dooley, 2005	1	0	1	0	0	0	0
TOTAL	**1**	**0**	**1**	**0**	**0**	**0**	**0**
Florida							
Becky Burleigh, 1996-97-98-99-2000-01-03-04-05-06-07-08-09-10-11-12-13-14-15-16-17-19	22	35	19	4	1	0	1
TOTAL	**22**	**35**	**19**	**4**	**1**	**0**	**1**
Florida St.							
Patrick Baker, 2000-01-02-03-04	5	9	4	1	0	0	1
Mark Krikorian, 2005-06-07-08-09-10-11-12-13-14-15-16-17-18-19-20-21	17	63	14	4	3	3	5
Brian Pensky, 2022-23-24	3	11	1	1	1	0	1
TOTAL	**24**	**83**	**19**	**6**	**4**	**3**	**7**
Fresno St.							
Peter Reynaud, 1999	1	0	1	0	0	0	0
Steve Springthorpe, 2005-08	2	0	2	0	0	0	0
Brian Zwaschka, 2010	1	0	1	0	0	0	0
TOTAL	**4**	**0**	**4**	**0**	**0**	**0**	**0**
Furman							
Brian Lee, 1999-2000-02-04	4	0	4	0	0	0	0
Andrew Burr, 2007-13-15-20	4	0	4	0	0	0	0
TOTAL	**8**	**0**	**8**	**0**	**0**	**0**	**0**
Ga. Southern							
Lindsey Martin, 2012	1	0	1	0	0	0	0
TOTAL	**1**	**0**	**1**	**0**	**0**	**0**	**0**
George Mason							
Hank Leung, 1982-83-84-85-86-88-89	7	9	6	0	1	1	0
Jac Cicala, 1993-94-96-97	4	4	4	1	0	0	0
TOTAL	**11**	**13**	**10**	**1**	**1**	**1**	**0**
George Washington							
Shannon Higgins-Cirovski, 1996	1	0	1	0	0	0	0
TOTAL	**1**	**0**	**1**	**0**	**0**	**0**	**0**

Coach, Years in Tournament	Yrs.	W	L	T	1st	2nd	3/4
Georgetown							
Dave Nolan, 2007-10-12-13-14-15-16-17-18-19-20-21-22-23-24	15	17	12	5	0	0	2
TOTAL	**15**	**17**	**12**	**5**	**0**	**0**	**2**
Georgia							
Bill Barker, 1997-98	2	1	2	1	0	0	0
Sue Patberg, 2001-03	2	2	2	0	0	0	0
Patrick Baker, 2007-08-09	3	2	3	0	0	0	0
Steve Holeman, 2011-14	2	1	2	0	0	0	0
Keidane McAlpine, 2022-23-24	3	3	2	1	0	0	0
TOTAL	**12**	**9**	**11**	**2**	**0**	**0**	**0**
Gonzaga							
Shannon Stiles, 2005	1	0	1	0	0	0	0
Chris Watkins, 2023	1	1	1	0	0	0	0
TOTAL	**2**	**1**	**2**	**0**	**0**	**0**	**0**
Grambling							
Tamura Crawley-Marigny, 2006	1	0	1	0	0	0	0
Justin Wagner, 2023	1	0	1	0	0	0	0
TOTAL	**2**	**0**	**2**	**0**	**0**	**0**	**0**
Grand Canyon							
Chris Cissell, 2021-23	2	0	2	0	0	0	0
TOTAL	**2**	**0**	**2**	**0**	**0**	**0**	**0**
Hartford							
Austin Daniels, 1989-90-91-92-94-95	6	4	6	0	0	0	0
Mark Krikorian, 1997-98-99-2000	4	5	4	0	0	0	0
Eva (Bergsten) Meredith, 2001-02	2	0	2	0	0	0	0
John Natale, 2006	1	0	1	0	0	0	0
TOTAL	**13**	**9**	**13**	**0**	**0**	**0**	**0**
Harvard							
Bob Scalise, 1982-84	2	2	2	0	0	0	0
Tim Wheaton, 1994-96-97-98-99-2000-01-04	8	6	8	0	0	0	0
Ray Leone, 2008-09-11-13-14	5	1	4	1	0	0	0
Chris Hamblin, 2016-21-22-23	4	2	4	0	0	0	0
TOTAL	**19**	**11**	**18**	**1**	**0**	**0**	**0**
Hawaii							
Pinsoom Tenzing, 2007	1	0	1	0	0	0	0
TOTAL	**1**	**0**	**1**	**0**	**0**	**0**	**0**
High Point							
Tracie Foels, 2003	1	0	1	0	0	0	0
Michelle Rayner, 2007	1	0	1	0	0	0	0
Marty Beall, 2009-10-14-17	4	0	4	0	0	0	0
Brandi Fontaine, 2021	1	0	1	0	0	0	0
TOTAL	**7**	**0**	**7**	**0**	**0**	**0**	**0**
Hofstra							
JoAnne Russell, 2005	1	0	1	0	0	0	0
Simon Riddiough, 2007-10-12-15-17-18-19-21-22	9	5	9	1	0	0	0
TOTAL	**10**	**5**	**10**	**1**	**0**	**0**	**0**
Holy Cross							
Mary Curtis, 2000	1	0	1	0	0	0	0
TOTAL	**1**	**0**	**1**	**0**	**0**	**0**	**0**
Houston Christian							
Misty Jones, 2014-16	2	0	2	0	0	0	0
TOTAL	**2**	**0**	**2**	**0**	**0**	**0**	**0**
Howard							
Brent Leiba, 2015-18-24	3	0	3	0	0	0	0
TOTAL	**3**	**0**	**3**	**0**	**0**	**0**	**0**
Idaho							
Jeremy Clevenger, 2023	1	0	1	0	0	0	0
TOTAL	**1**	**0**	**1**	**0**	**0**	**0**	**0**

Coach, Years in Tournament	Yrs.	W	L	T	1st	2nd	3/4
Idaho St.							
Gordon Henderson, 2001-02-03	3	0	3	1	0	0	0
Allison Gibson, 2006-12	2	0	2	0	0	0	0
TOTAL	**5**	**0**	**5**	**1**	**0**	**0**	**0**
Illinois							
Tricia Taliaferro, 2000-01	2	1	2	0	0	0	0
Janet Rayfield, 2003-04-05-06-07-08-10-11-12-13	10	10	10	3	0	0	0
TOTAL	**12**	**11**	**12**	**3**	**0**	**0**	**0**
Illinois St.							
Pete Kowall, 2003	1	0	1	0	0	0	0
Drew Roff, 2009-11-12-13-14-16	6	1	6	2	0	0	0
TOTAL	**7**	**1**	**7**	**2**	**0**	**0**	**0**
Indiana							
Joe Kelley, 1996-98	2	1	2	0	0	0	0
Mick Lyon, 2007	1	1	1	1	0	0	0
Amy Berbary, 2013	1	1	1	0	0	0	0
Erwin van Bennekom, 2023	1	0	1	0	0	0	0
TOTAL	**5**	**3**	**5**	**1**	**0**	**0**	**0**
Iowa							
Ron Rainey, 2013	1	0	1	0	0	0	0
Dave Dilanni, 2019-20-23-24	4	4	4	0	0	0	0
TOTAL	**5**	**4**	**5**	**0**	**0**	**0**	**0**
Iowa St.							
Rebecca Hornbacher, 2005	1	0	1	0	0	0	0
TOTAL	**1**	**0**	**1**	**0**	**0**	**0**	**0**
IUPUI							
Chris Johnson, 2009-17	2	0	2	0	0	0	0
TOTAL	**2**	**0**	**2**	**0**	**0**	**0**	**0**
Jackson St.							
Niji Olagbegi, 2010	1	0	1	0	0	0	0
Dean Joseph, 2013	1	0	1	0	0	0	0
Ted Flogaites, 2022	1	0	1	0	0	0	0
TOTAL	**3**	**0**	**3**	**0**	**0**	**0**	**0**
Jacksonville							
Mike Johnson, 2000	1	0	1	0	0	0	0
Chris Kouns, 2006	1	0	1	0	0	0	0
Brian Copham, 2013	1	0	1	0	0	0	0
TOTAL	**3**	**0**	**3**	**0**	**0**	**0**	**0**
James Madison							
David Lombardo, 1995-96-97-98-99-2002-04-07-08-10-15	11	9	11	0	0	0	0
Joshua Walters, 2023-24	2	0	2	0	0	0	0
TOTAL	**13**	**9**	**13**	**0**	**0**	**0**	**0**
Kansas							
Jeff Alder, 2001-03-04-08-11-14-16-18-19	9	8	9	0	0	0	0
Nate Lie, 2024	1	0	1	0	0	0	0
TOTAL	**10**	**8**	**10**	**0**	**0**	**0**	**0**
Keene St.							
David Lombardo, 1983	1	0	1	0	0	0	0
TOTAL	**1**	**0**	**1**	**0**	**0**	**0**	**0**
Kennesaw St.							
Rob King, 2007-09	2	0	2	0	0	0	0
TOTAL	**2**	**0**	**2**	**0**	**0**	**0**	**0**
Kent St.							
Rob Marinaro, 2016	1	0	1	0	0	0	0
TOTAL	**1**	**0**	**1**	**0**	**0**	**0**	**0**

Coach, Years in Tournament	Yrs.	W	L	T	1st	2nd	3/4
Kentucky							
Warren Lipka, 1995-96-98-99-2001-02-06	7	0	7	0	0	0	0
Jon Lipsitz, 2011-12-13-14	4	3	3	2	0	0	0
Troy Fabiano, 2024	1	0	1	1	0	0	0
TOTAL	**12**	**3**	**11**	**3**	**0**	**0**	**0**
La Salle							
Paul Royal, 2011-12-13-14-17	5	0	5	0	0	0	0
TOTAL	**5**	**0**	**5**	**0**	**0**	**0**	**0**
Lamar University							
Steve Holeman, 2017-19	2	0	2	0	0	0	0
Nathan Kogut, 2022-23	2	0	2	0	0	0	0
TOTAL	**4**	**0**	**4**	**0**	**0**	**0**	**0**
Lehigh							
Eric Lambinus, 2010	1	0	1	0	0	0	0
TOTAL	**1**	**0**	**1**	**0**	**0**	**0**	**0**
Liberty							
James Price, 2000-01-05	3	0	3	0	0	0	0
Jessica Hain, 2013-15	2	0	2	0	0	0	0
Nate Norman, 2016	1	0	1	0	0	0	0
Lang Wedemeyer, 2020-23	2	0	2	0	0	0	0
TOTAL	**8**	**0**	**8**	**0**	**0**	**0**	**0**
Lipscomb							
Kevin O'Brien, 2018-19-21-24	4	1	4	0	0	0	0
TOTAL	**3**	**1**	**3**	**0**	**0**	**0**	**0**
Little Rock							
Mark Foster, 2018	1	0	1	0	0	0	0
TOTAL	**1**	**0**	**1**	**0**	**0**	**0**	**0**
LIU							
Glenn Crooks, 1999	1	0	1	0	0	0	0
Tracey Bartholomew, 2006-11-12	3	0	3	0	0	0	0
TOTAL	**4**	**0**	**4**	**0**	**0**	**0**	**0**
LMU (CA)							
Gregg Murphy, 2002-06	2	0	2	0	0	0	0
Michelle Myers, 2015	1	2	1	0	0	0	0
TOTAL	**3**	**2**	**3**	**0**	**0**	**0**	**0**
Long Beach St.							
Mauricio Ingrassia, 2008-10-11-12-15-16-18	7	3	7	0	0	0	0
TOTAL	**7**	**3**	**7**	**0**	**0**	**0**	**0**
Louisville							
Karen Ferguson-Dayes, 2006-07-11-13-18-19	6	3	4	2	0	0	0
TOTAL	**5**	**0**	**5**	**0**	**0**	**0**	**0**
Loyola Chicago							
Brendan Eitz, 2003	1	0	1	0	0	0	0
Frank Mateus, 2006-07	2	0	2	0	0	0	0
Barry Bimbi, 2018-19-20-21	4	0	4	0	0	0	0
TOTAL	**7**	**0**	**7**	**0**	**0**	**0**	**0**
Loyola Maryland							
Joe Mallia, 2001-02-03-04	4	0	4	0	0	0	0
John Byford, 2007	1	0	1	0	0	0	0
Katherine Vettori, 2009-12	2	0	2	0	0	0	0
TOTAL	**7**	**0**	**7**	**0**	**0**	**0**	**0**
LSU							
Brian Lee, 2007-08-09-11-15-18	6	2	5	2	0	0	0
Sian Hudson, 2021-22-23-24	4	1	4	0	0	0	0
TOTAL	**10**	**3**	**9**	**2**	**0**	**0**	**0**
Maine							
Scott Atherley, 2023-24	2	0	2	0	0	0	0
TOTAL	**2**	**0**	**2**	**0**	**0**	**0**	**0**

Coach, Years in Tournament	Yrs.	W	L	T	1st	2nd	3/4
Marist							
Kate Hofstede, 2011	1	0	1	0	0	0	0
TOTAL	**1**	**0**	**1**	**0**	**0**	**0**	**0**
Marquette							
Markus Roeders, 1999-2000-01-02-05-06-08-09-10-11-12-13-16	13	9	10	4	0	0	0
TOTAL	**13**	**9**	**10**	**4**	**0**	**0**	**0**
Maryland							
April Heinrichs, 1995	1	1	1	0	0	0	0
Alan Kirkup, 1996-97-98	3	3	3	0	0	0	0
Shannon Higgins-Cirovski, 1999-2001-02-03-04	5	4	4	1	0	0	0
Brian Pensky, 2009-10-11	3	5	2	1	0	0	0
Jonathan Morgan, 2012	1	1	1	0	0	0	0
TOTAL	**13**	**14**	**11**	**2**	**0**	**0**	**0**
Massachusetts							
Ken Banda, 1982-83-84-85-86-87	6	10	6	0	0	1	4
Jim Rudy, 1988-89-91-92-93-94-95-96-97	9	7	9	0	0	0	0
TOTAL	**15**	**17**	**15**	**0**	**0**	**0**	**0**
McNeese							
Scooter Savoie, 2006	1	0	1	0	0	0	0
TOTAL	**1**	**0**	**1**	**0**	**0**	**0**	**0**
Memphis							
Brooks Monaghan, 2007-08-09-10-11-16-18-19-20-21-22-23	12	6	11	1	0	0	0
TOTAL	**12**	**6**	**11**	**1**	**0**	**0**	**0**
Mercer							
Grant Serafy, 2010	1	0	1	0	0	0	0
Tony Economopoulos, 2014	1	0	1	0	0	0	0
TOTAL	**2**	**0**	**2**	**0**	**0**	**0**	**0**
Miami (FL)							
Jim Blankenship, 2001	1	0	1	0	0	0	0
Tricia Taliaferro, 2007-08	2	0	2	0	0	0	0
Tom Anagnost, 2011-12	2	1	1	1	0	0	0
TOTAL	**5**	**1**	**4**	**1**	**0**	**0**	**0**
Miami (OH)							
Bobby Kramig, 2000-01-02-12	4	3	4	0	0	0	0
TOTAL	**4**	**3**	**4**	**0**	**0**	**0**	**0**
Michigan							
Debbie Rademacher, 1997-98-99-2000-01-02-03-04-06	9	9	8	1	0	0	0
Greg Ryan, 2010-12-13-16	4	5	2	2	0	0	0
Jennifer Klein, 2019-21-23	3	5	3	0	0	0	0
TOTAL	**16**	**19**	**13**	**3**	**0**	**0**	**0**
Michigan St.							
Tom Saxton, 2002-05-08-09	4	2	4	0	0	0	0
Jeff Hosler, 2022-23-24	3	5	3	0	0	0	0
TOTAL	**7**	**7**	**7**	**0**	**0**	**0**	**0**
Middle Tenn.							
Aston Rhoden, 2010	1	0	1	0	0	0	0
TOTAL	**1**	**0**	**1**	**0**	**0**	**0**	**0**
Milwaukee							
Michael Moynihan, 1997-2001-02-05-06-08-09-10-11	9	1	9	2	0	0	0
Greg Henschel, 2012-13	2	0	2	0	0	0	0
Troy Fabiano, 2018-19-20-21	4	2	4	0	0	0	0
Kevin Boyd, 2022-23-24	3	0	3	0	0	0	0
TOTAL	**18**	**3**	**18**	**2**	**0**	**0**	**0**

Coach, Years in Tournament	Yrs.	W	L	T	1st	2nd	3/4
Minnesota							
Sue (Montagne) Patberg, 1995-96-97-98-99	5	3	5	0	0	0	0
Mikki Denney Wright, 2008-10	2	4	2	0	0	0	0
Stefanie Golan, 2013-15-16-18	4	2	3	1	0	0	0
Erin Chastain, 2024	1	2	1	0	0	0	0
TOTAL	**12**	**11**	**11**	**1**	**0**	**0**	**0**
Mississippi St.							
Tom Anagnost, 2018	1	0	1	0	0	0	0
James Armstrong, 2022-23-24	3	5	3	0	0	0	0
TOTAL	**4**	**5**	**4**	**0**	**0**	**0**	**0**
Mississippi Val.							
Joseph Dean, 2005-08	2	0	2	0	0	0	0
Sonia Curvelo, 2012	1	0	1	0	0	0	0
TOTAL	**3**	**0**	**3**	**0**	**0**	**0**	**0**
Missouri							
Bryan Blitz, 1999-2003-07-08-12-14-16	7	3	5	3	0	0	0
TOTAL	**7**	**3**	**5**	**3**	**0**	**0**	**0**
Missouri St.							
Rob Brewer, 2000-17	2	0	1	1	0	0	0
Kirk Nelson, 2022-24	2	0	2	0	0	0	0
TOTAL	**4**	**0**	**3**	**1**	**0**	**0**	**0**
Mo.-St. Louis							
Ken Hudson, 1982-83	2	1	3	0	0	0	1
TOTAL	**2**	**1**	**3**	**0**	**0**	**0**	**1**
Monmouth							
Krissy Turner, 2007-09-13-16-17-18-19-21	8	0	7	1	0	0	0
TOTAL	**8**	**0**	**7**	**1**	**0**	**0**	**0**
Montana							
Betsy Duerksen, 1999-2000	2	1	2	0	0	0	0
Mark Plakorus, 2011	1	0	1	0	0	0	0
Chris Citowicki, 2018-20-21	3	0	3	0	0	0	0
TOTAL	**6**	**1**	**6**	**0**	**0**	**0**	**0**
Morehead St.							
Erin Aubry, 2008	1	0	1	0	0	0	0
Warren Lipka, 2010-13	2	0	2	0	0	0	0
Chris Fox, 2023	1	0	1	0	0	0	0
Paul Cox, 2024	1	0	1	0	0	0	0
TOTAL	**5**	**0**	**5**	**0**	**0**	**0**	**0**
Murray St.							
Beth Acreman, 2009	1	0	1	0	0	0	0
Jeremy Groves, 2015-17	2	0	2	0	0	0	0
Matt Lodge, 2018	1	0	1	0	0	0	0
TOTAL	**4**	**0**	**4**	**0**	**0**	**0**	**0**
Navy							
Carin Gabarra, 2003-06-07-19-20	5	0	4	2	0	0	0
TOTAL	**5**	**0**	**4**	**2**	**0**	**0**	**0**
NC State							
Larry Gross, 1985-86-87-88-89-90-91-92	8	8	8	0	0	1	1
Alvin Corneal, 1994-95-96	3	2	3	1	0	0	0
Tim Santoro, 2016-17-18-19-21-22	6	6	4	4	0	0	0
TOTAL	**17**	**16**	**15**	**5**	**0**	**1**	**1**
Nebraska							
John Walker, 1996-97-98-99-2000-01-02-03-04-05-13-16-23	13	19	12	2	0	0	0
TOTAL	**13**	**19**	**12**	**2**	**0**	**0**	**0**
Nevada							
Terri Patraw, 2006	1	0	1	0	0	0	0
TOTAL	**1**	**0**	**1**	**0**	**0**	**0**	**0**

Coach, Years in Tournament	Yrs.	W	L	T	1st	2nd	3/4
New Hampshire							
Steve Welham, 2014-22	2	0	2	0	0	0	0
TOTAL	**2**	**0**	**2**	**0**	**0**	**0**	**0**
New Mexico							
Kit Vela, 2010-11	2	0	2	0	0	0	0
Heather Dyche, 2020-21	2	0	2	1	0	0	0
TOTAL	**4**	**0**	**4**	**1**	**0**	**0**	**0**
New Mexico St.							
Rob Baarts, 2022	1	0	1	0	0	0	0
TOTAL	**1**	**0**	**1**	**0**	**0**	**0**	**0**
Niagara							
Peter Veltri, 2006	1	0	1	0	0	0	0
TOTAL	**1**	**0**	**1**	**0**	**0**	**0**	**0**
North Carolina							
Anson Dorrance, 1982-83-84-85-86-87-88-89-90-91-92-93-94-95-96-97-98-99-2000-01-02-03-04-05-06-07-08-09-10-11-12-13-14-15-16-17-18-19-20-21-22-23	42	147	19	4	21	6	4
Damon Nahas, 2024	1	6	0	0	1	0	0
TOTAL	**43**	**153**	**19**	**4**	**22**	**6**	**4**
North Dakota St.							
Pete Cuadrado, 2010	1	0	0	1	0	0	0
TOTAL	**1**	**0**	**0**	**1**	**0**	**0**	**0**
North Texas							
John Hedlund, 2004-05-12-15-17-18-19	7	0	7	0	0	0	0
TOTAL	**7**	**0**	**7**	**0**	**0**	**0**	**0**
Northeastern							
Ed Matz, 2008	1	0	1	1	0	0	0
Tracey Leone, 2013-14	2	1	2	0	0	0	0
Ashley Phillips, 2016	1	0	1	0	0	0	0
TOTAL	**4**	**1**	**4**	**1**	**0**	**0**	**0**
Northern Ariz.							
Andre Luciano, 2008-09-14	3	0	3	0	0	0	0
Alan Berrios, 2022	1	0	1	0	0	0	0
TOTAL	**4**	**0**	**4**	**0**	**0**	**0**	**0**
Northern Colo.							
Tim Barrera, 2019	1	0	1	0	0	0	0
TOTAL	**1**	**0**	**1**	**0**	**0**	**0**	**0**
Northern Ky.							
Bob Sheehan, 2016	1	0	1	0	0	0	0
TOTAL	**1**	**0**	**1**	**0**	**0**	**0**	**0**
Northwestern							
Marcia McDermott, 1996-98	2	2	2	0	0	0	0
Michael Moynihan, 2015-16-17-18-22	5	5	5	1	0	0	0
TOTAL	**7**	**7**	**7**	**1**	**0**	**0**	**0**
Northwestern St.							
Jimmy Mitchell, 2002-05	2	0	2	0	0	0	0
Stuart Fore, 2021	1	0	1	0	0	0	0
TOTAL	**3**	**0**	**3**	**0**	**0**	**0**	**0**
Notre Dame							
Chris Petrucelli, 1993-94-95-96-97-98	6	16	5	0	1	2	1
Randy Waldrum, 1999-2000-01-02-03-04-05-06-07-08-09-10-11-12-13	15	48	13	1	2	3	3
Theresa Romagnolo, 2014-15-16-17	4	4	3	2	0	0	0
Nate Norman, 2019-21-22-23-24	5	9	5	1	0	0	0
TOTAL	**30**	**77**	**26**	**4**	**3**	**5**	**4**

Coach, Years in Tournament	Yrs.	W	L	T	1st	2nd	3/4
Oakland							
Nick O'Shea, 2001-02-03-06-07-11-12	7	0	7	1	0	0	0
Margaret Saurin, 2015	1	0	1	0	0	0	0
TOTAL	**8**	**0**	**8**	**1**	**0**	**0**	**0**
Ohio							
Aaron Rodgers, 2023	1	0	1	0	0	0	0
TOTAL	**1**	**0**	**1**	**0**	**0**	**0**	**0**
Ohio St.							
Lori Walker-Hock, 2002-03-04-07-09-10-11-12-13-15-16-17-18-20-21-22-23-24	18	16	17	2	0	0	1
TOTAL	**18**	**16**	**17**	**2**	**0**	**0**	**1**
Oklahoma							
Randy Evans, 2003	1	0	1	0	0	0	0
Nicole Nelson, 2010	1	0	1	0	0	0	0
Matt Potter, 2014-16	2	1	2	0	0	0	0
TOTAL	**4**	**1**	**4**	**0**	**0**	**0**	**0**
Oklahoma St.							
Karen Hancock*, 2003-06	2	1	1	1	0	0	0
Colin Carmichael*, 2006-07-08-09-10-11-13-14-16-17-19-20-24	13	11	9	6	0	0	0
TOTAL	**14**	**11**	**10**	**6**	**0**	**0**	**0**
*Co-Head Coaches in 2006							
Old Dominion							
Joe Pereira, 2006	1	0	1	0	0	0	0
Angie Hind, 2021-22-23	3	0	3	0	0	0	0
TOTAL	**4**	**0**	**4**	**0**	**0**	**0**	**0**
Ole Miss							
Steve Holeman, 2002-03-05-09	4	1	4	0	0	0	0
Matt Mott, 2013-15-17-18-20-21	6	3	5	4	0	0	0
TOTAL	**10**	**4**	**9**	**4**	**0**	**0**	**0**
Omaha							
Tim Walters, 2022	1	0	1	0	0	0	0
TOTAL	**1**	**0**	**1**	**0**	**0**	**0**	**0**
Oral Roberts							
Kyle Cussen, 2004	1	0	1	0	0	0	0
TOTAL	**1**	**0**	**1**	**0**	**0**	**0**	**0**
Oregon St.							
Tom Rowney, 1994	1	0	1	0	0	0	0
Linus Rhode, 2009-10-11	3	3	2	1	0	0	0
TOTAL	**4**	**3**	**3**	**1**	**0**	**0**	**0**
Pacific							
Keith Coleman, 1998	1	1	1	0	0	0	0
TOTAL	**1**	**1**	**1**	**0**	**0**	**0**	**0**
Penn							
Andy Nelson, 1999	1	0	1	0	0	0	0
Darren Ambrose, 2001-07-10	3	0	3	0	0	0	0
TOTAL	**4**	**0**	**4**	**0**	**0**	**0**	**0**
Penn St.							
Patrick Farmer, 1995-96-97-98-99-2000	6	8	6	0	0	0	1
Paula Wilkins, 2001-02-03-04-05-06	6	18	5	1	0	0	2
Erica Dambach, 2007-08-09-10-11-12-13-14-15-16-17-18-19-20-21-22-23-24	18	40	17	2	1	1	0
TOTAL	**30**	**66**	**28**	**3**	**1**	**1**	**3**
Pepperdine							
Tim Ward, 2001-02-03-04-05-11-12-14-16-17-19-21-23-24	14	10	13	3	0	0	0
TOTAL	**14**	**10**	**13**	**3**	**0**	**0**	**0**

Coach, Years in Tournament	Yrs.	W	L	T	1st	2nd	3/4
Pittsburgh							
Randy Waldrum, 2022-23	2	5	2	0	0	0	0
TOTAL	**2**	**5**	**2**	**0**	**0**	**0**	**0**
Portland							
Clive Charles, 1992-93-94-95-96-97-98-2000-01-02	10	25	9	0	1	1	5
Garrett Smith, 2003-04-05-06-07-08-09-10-11-12-13	11	24	8	5	1	0	0
Michelle French, 2022	1	1	1	0	0	0	0
TOTAL	**22**	**50**	**18**	**5**	**2**	**1**	**5**
Prairie View							
Roger Garcia, 2014	1	0	1	0	0	0	0
Sonia Curvelo, 2019-21	2	0	2	0	0	0	0
TOTAL	**3**	**0**	**3**	**0**	**0**	**0**	**0**
Princeton							
Bob Malekoff, 1982-83	2	1	2	0	0	0	0
Julie Shackford, 1999-2000-01-02-03-04-08-12	8	6	8	0	0	0	1
Sean Driscoll, 2015-17-18-21-23-24	6	5	5	2	0	0	0
TOTAL	**16**	**12**	**15**	**2**	**0**	**0**	**1**
Providence							
Nicole Crepeau, 1993	1	0	1	0	0	0	0
Sam Lopes, 2021-23	2	0	2	0	0	0	0
TOTAL	**3**	**0**	**3**	**0**	**0**	**0**	**0**
Purdue							
Rob Klatte, 2002-03-05-06-07-09	6	4	4	2	0	0	0
Drew Roff, 2021	1	1	0	1	0	0	0
TOTAL	**7**	**5**	**4**	**3**	**0**	**0**	**0**
Quinnipiac							
Dave Clarke, 2000-22-23	3	0	3	0	0	0	0
TOTAL	**3**	**0**	**3**	**0**	**0**	**0**	**0**
Radford							
Don Staley, 1985	1	0	1	0	0	0	0
Ben Sohrabi, 1998-2002-08-11-12-18-19-22-23	9	0	9	0	0	0	0
TOTAL	**10**	**0**	**10**	**0**	**0**	**0**	**0**
Rhode Island							
Geoff Bennett, 2002	1	1	1	0	0	0	0
TOTAL	**1**	**1**	**1**	**0**	**0**	**0**	**0**
Rice							
Chris Huston, 2004-05	2	0	2	0	0	0	0
Nicky Adams, 2014-17	2	0	2	0	0	0	0
Brian Lee, 2020	1	2	1	0	0	0	0
TOTAL	**5**	**2**	**5**	**0**	**0**	**0**	**0**
Richmond							
Peter Albright, 2000-02	2	3	2	0	0	0	0
TOTAL	**2**	**3**	**2**	**0**	**0**	**0**	**0**
Rider							
Drayson Hounsome, 2014	1	0	1	0	0	0	0
TOTAL	**1**	**0**	**1**	**0**	**0**	**0**	**0**
Rochester (NY)							
Terry Gurnett, 1982	1	0	1	0	0	0	0
TOTAL	**1**	**0**	**1**	**0**	**0**	**0**	**0**
Rutgers							
Charlie Duccilli, 1987	1	0	1	0	0	0	0
Glenn Crooks, 2001-03-06-08-09-12-13	7	6	5	4	0	0	0
Mike O'Neill, 2014-15-16-17-18-19-20-21-22-23-24	11	10	9	4	0	0	2
TOTAL	**19**	**16**	**15**	**8**	**0**	**0**	**2**

Coach, Years in Tournament	Yrs.	W	L	T	1st	2nd	3/4
Sacramento St.							
Randy Dedini, 2007-10-24	3	0	3	0	0	0	0
TOTAL	**3**	**0**	**3**	**0**	**0**	**0**	**0**
Sacred Heart							
Joe Barroso, 2001	1	0	1	0	0	0	0
TOTAL	**1**	**0**	**1**	**0**	**0**	**0**	**0**
Saint Francis (PA)							
Brenda van Stralen, 2010-13-16-17	4	0	4	0	0	0	0
TOTAL	**4**	**0**	**4**	**0**	**0**	**0**	**0**
Saint Louis							
Tim Champion, 2005-06	2	2	2	0	0	0	0
Katie Shields, 2018-19-20-21-22-23-24	7	4	6	1	0	0	0
TOTAL	**9**	**6**	**8**	**1**	**0**	**0**	**0**
Saint Mary's (CA)							
Randy Farris, 1988-94	2	1	2	0	0	0	0
Paul Ratcliffe, 2001	1	1	1	0	0	0	0
TOTAL	**3**	**2**	**3**	**0**	**0**	**0**	**0**
Samford							
Todd Yelton, 2005-07-11-12-19-21-22-24	8	1	7	2	0	0	0
TOTAL	**8**	**1**	**7**	**2**	**0**	**0**	**0**
San Diego							
Tony da Luz, 1996	1	1	1	0	0	0	0
John Cossaboon, 1999-2000-01-02	4	1	4	0	0	0	0
Ada Greenwood, 2003-04-07-08-09-10-11	8	2	8	2	0	0	0
TOTAL	**13**	**4**	**13**	**2**	**0**	**0**	**0**
San Diego St.							
Chuck Clegg, 1998-99	2	1	2	0	0	0	0
Mike Friesen, 2009-12-13-14-17	5	3	5	0	0	0	0
TOTAL	**7**	**4**	**7**	**0**	**0**	**0**	**0**
San Jose St.							
Tamie Grimes, 2000	1	0	1	0	0	0	0
Lauren Hanson, 2015-18	2	0	2	0	0	0	0
Tina Estrada, 2022	1	0	1	0	0	0	0
TOTAL	**4**	**0**	**4**	**0**	**0**	**0**	**0**
Santa Clara							
Jerry Smith, 1989-90-91-92-93-94-95-96-97-98-99-2000-01-02-03-04-05-06-07-09-10-11-12-13-15-16-17-18-19-20-21-22-23-24	34	66	28	6	2	1	9
TOTAL	**34**	**66**	**28**	**6**	**2**	**1**	**9**
Seattle U							
Julie Woodward, 2013-14-16-18-19	5	1	4	1	0	0	0
TOTAL	**5**	**1**	**4**	**1**	**0**	**0**	**0**
SFA							
Nicole Nelson, 2003	1	0	1	0	0	0	0
Jaime Frias, 2007	1	0	1	0	0	0	0
Tony Amato, 2012	1	0	1	0	0	0	0
Ben Williams, 2024	1	0	1	0	0	0	0
TOTAL	**4**	**0**	**4**	**0**	**0**	**0**	**0**
Siena							
Steve Karbowski, 2010-15-20	3	0	3	0	0	0	0
TOTAL	**3**	**0**	**3**	**0**	**0**	**0**	**0**
SIUE							
Derek Burton, 2014-16-20-21-22	5	0	4	2	0	0	0
TOTAL	**5**	**0**	**4**	**2**	**0**	**0**	**0**

Coach, Years in Tournament	Yrs.	W	L	T	1st	2nd	3/4
SMU							
Alan Kirkup, 1990-92-93-95	4	2	4	0	0	0	0
Greg Ryan, 1997	1	1	1	0	0	0	0
George Van Linder, 1999-2001-02	3	4	3	0	0	0	0
John Cossabon, 2003-04-05-06	4	2	3	1	0	0	0
Chris Petrucelli, 2016-21	2	1	2	0	0	0	0
TOTAL	**14**	**10**	**13**	**1**	**0**	**0**	**0**
South Alabama							
Graham Winkworth, 2013-14-15-16	4	1	4	0	0	0	0
Richard Moodie, 2017-19-20-21	4	1	4	0	0	0	0
TOTAL	**8**	**2**	**8**	**0**	**0**	**0**	**0**
South Carolina							
Sue Kelly, 1998	1	0	1	0	0	0	0
Shelley Smith, 2007-08-09-10-11-13-14-15-16-17-18-19-20-21-22-23-24	17	25	16	3	0	0	1
TOTAL	**18**	**25**	**17**	**3**	**0**	**0**	**1**
South Dakota St.							
Lang Wedemeyer, 2008-14-15-16	4	1	3	1	0	0	0
Brock Thompson, 2019-21-23-24	4	0	4	0	0	0	0
TOTAL	**8**	**1**	**7**	**1**	**0**	**0**	**0**
South Fla.							
Denise Schilte-Brown, 2010-14-15-17-18-19-20-21	8	6	8	0	0	0	0
TOTAL	**8**	**6**	**8**	**0**	**0**	**0**	**0**
Southeast Mo. St.							
Heather Nelson, 2006-07	2	0	1	1	0	0	0
TOTAL	**2**	**0**	**1**	**1**	**0**	**0**	**0**
Southeastern La.							
Blake Hornbuckle, 2009-13-15	3	0	3	0	0	0	0
Chris McBride, 2020	1	0	1	0	0	0	0
TOTAL	**4**	**0**	**4**	**0**	**0**	**0**	**0**
Southern California							
Jim Millinder, 1998-99-2000-01-02-03-05-06	8	5	8	0	0	0	0
Ali Khosroshahin, 2007-08-09-10	4	7	2	2	1	0	0
Keidane McAlpine, 2014-15-16-17-18-19-20-21	8	13	2	7	1	0	0
Jane Alukonis, 2022-23-24	3	4	2	1	0	0	0
TOTAL	**23**	**29**	**14**	**10**	**2**	**0**	**0**
Southern U.							
Jeremy Fontenot, 2024	1	0	1	0	0	0	0
TOTAL	**1**	**0**	**1**	**0**	**0**	**0**	**0**
St. John's (NY)							
Ian Stone, 2009-13-15-21	4	2	3	2	0	0	0
TOTAL	**4**	**2**	**3**	**2**	**0**	**0**	**0**
Stanford							
Berhane Andeberhan, 1990-91-92	3	2	3	0	0	0	0
Ian Sawyers, 1993-94-95	3	2	2	2	0	0	1
Steve Swanson, 1996-98-99	3	1	3	0	0	0	0
Andy Nelson, 2000-01	2	3	2	0	0	0	0
Stephanie Foster*, 2002	1	3	1	0	0	0	0
Paul Sapsford*, 2002	1	3	1	0	0	0	0
Paul Ratcliffe, 2003-04-05-06-07-08-09-10-11-12-13-14-15-16-17-18-19-21-22-23-24	21	62	15	6	3	3	5
TOTAL	**33**	**73**	**26**	**8**	**3**	**3**	**6**

*Co-Head Coaches in 2002

Stony Brook							
Susan Ryan, 2012	1	0	1	0	0	0	0
Brendan Faherty, 2017	1	0	1	0	0	0	0
Tobi Bischof, 2019-20-24	3	0	3	0	0	0	0
TOTAL	**5**	**0**	**5**	**0**	**0**	**0**	**0**
Syracuse							
April Kater, 1998-2001	2	2	2	0	0	0	0
TOTAL	**2**	**2**	**2**	**0**	**0**	**0**	**0**
TCU							
Eric Bell, 2016-17-18-19-20-21-22-24	8	7	7	2	0	0	0
TOTAL	**8**	**7**	**7**	**2**	**0**	**0**	**0**
Tennessee							
Angela Kelly, 2001-02-03-04-05-06-07-08-11	9	10	8	2	0	0	0
Brian Pensky, 2012-17-18-21	4	6	3	1	0	0	0
Joe Kirt, 2022-23-24	3	1	3	0	0	0	0
TOTAL	**16**	**17**	**14**	**3**	**0**	**0**	**0**
Texas							
Chris Petrucelli, 2001-02-03-04-05-06-07-08-10-11	10	6	10	1	0	0	0
Angela Kelly, 2014-17-18-19-21-22-23-24	8	6	8	1	0	0	0
TOTAL	**18**	**12**	**18**	**2**	**0**	**0**	**0**
Texas A&M							
G Guerrieri, 1995-96-97-98-99-2000-01-02-03-04-05-06-07-08-09-10-11-12-13-14-15-16-17-18-19-20-22-23	28	40	27	7	0	0	0
TOTAL	**28**	**40**	**27**	**7**	**0**	**0**	**0**
Texas St.							
Kat Conner, 2001-04-08-11	4	0	4	0	0	0	0
TOTAL	**4**	**0**	**4**	**0**	**0**	**0**	**0**
Texas Tech							
Tom Stone, 2012-13-14-15-16-18-19-23-24	9	8	7	4	0	0	0
TOTAL	**9**	**8**	**7**	**4**	**0**	**0**	**0**
Toledo							
Brad Evans, 2006-07-08-11	4	0	4	0	0	0	0
T.J. Buchholz, 2017	1	0	1	0	0	0	0
TOTAL	**5**	**0**	**5**	**0**	**0**	**0**	**0**
Towson							
Katherine Vettori, 2023	1	0	1	0	0	0	0
TOTAL	**1**	**0**	**1**	**0**	**0**	**0**	**0**
UAB							
Paul Harbin, 2004-06	2	1	2	0	0	0	0
TOTAL	**2**	**1**	**2**	**0**	**0**	**0**	**0**
UAlbany							
Caitlin Cucchiella, 2015-16	2	0	2	0	0	0	0
Nick Bochette, 2018	1	0	1	0	0	0	0
TOTAL	**3**	**0**	**3**	**0**	**0**	**0**	**0**
UC Irvine							
Scott Juniper, 2010-11-21-22-23	5	6	4	2	0	0	0
TOTAL	**5**	**6**	**4**	**2**	**0**	**0**	**0**
UC Riverside							
Veronica O'Brien, 2005	1	0	1	0	0	0	0
TOTAL	**1**	**0**	**1**	**0**	**0**	**0**	**0**
UC Santa Barbara							
Andy Kuenzli, 1984-85-86	3	2	3	0	0	0	0
Tad Bobak, 1987-89-90-91	4	3	4	0	0	0	0
Paul Stumpf, 2008-09-24	3	0	3	0	0	0	0
TOTAL	**10**	**5**	**10**	**0**	**0**	**0**	**0**

Coach, Years in Tournament	Yrs.	W	L	T	1st	2nd	3/4
UCF							
Jim Rudy, 1982-84-87	3	5	3	0	0	1	1
Bill Barker, 1988-91	2	1	2	0	0	0	0
Karen Hoppa, 1998	1	0	1	0	0	0	0
Amanda Cromwell, 1999-2001-02-03-04-07-08-09-10-11-12	11	8	10	3	0	0	0
Tiffany Roberts Sahaydak, 2013-14-15-17-22	5	2	4	2	0	0	0
TOTAL	**22**	**16**	**20**	**5**	**0**	**1**	**1**
UCLA							
Joy Fawcett, 1995-97	2	2	2	0	0	0	0
Todd Saldana, 1998	1	0	1	0	0	0	0
Jillian Ellis, 1999-2000-01-02-03-04-05-06-07-08-09-10	12	41	12	1	0	3	5
B.J. Snow, 2011-12	2	4	1	1	0	0	0
Amanda Cromwell, 2013-14-16-17-18-19-20-21	8	22	3	5	1	1	1
Margueritte Aozasa, 2022-23-24	3	6	2	1	1	0	0
TOTAL	**28**	**75**	**21**	**8**	**2**	**4**	**6**
UConn							
Len Tsantiris, 1982-83-84-85-86-87-88-89-90-91-92-93-94-95-96-97-98-99-2000-01-02-03-04-05-06-07-09-10-14-15-16	31	48	31	2	0	4	3
Margaret Rodriguez, 2024	1	1	1	0	0	0	0
TOTAL	**32**	**49**	**32**	**2**	**0**	**4**	**3**
UMBC							
Leslie Wray, 2013	1	0	1	0	0	0	0
TOTAL	**1**	**0**	**1**	**0**	**0**	**0**	**0**
UNC Asheville							
Michele Cornish, 2006	1	0	1	0	0	0	0
TOTAL	**1**	**0**	**1**	**0**	**0**	**0**	**0**
UNC Greensboro							
Jack Poland, 1996-97-98-2000	4	2	4	0	0	0	0
Eddie Radwanski, 2001-03-06-07-10	5	2	5	0	0	0	0
Michael Coll, 2017-18	2	0	2	0	0	0	0
TOTAL	**11**	**4**	**11**	**0**	**0**	**0**	**0**
UNCW							
Paul Cairney, 2009-15	2	1	2	0	0	0	0
TOTAL	**2**	**1**	**2**	**0**	**0**	**0**	**0**
UNLV							
Dan Abdalla, 2004	1	0	1	0	0	0	0
Kat Mertz, 2005-06	2	0	2	0	0	0	0
Chris Shaw, 2016	1	0	1	0	0	0	0
TOTAL	**4**	**0**	**4**	**0**	**0**	**0**	**0**
USC Upstate							
Sharif Saber, 2024	1	0	1	0	0	0	0
TOTAL	**1**	**0**	**1**	**0**	**0**	**0**	**0**
UT Martin							
Phil McNamara, 2011-12	2	0	2	0	0	0	0
TOTAL	**2**	**0**	**2**	**0**	**0**	**0**	**0**
Utah							
Rich Manning, 2002-03-04-05-06-13-16-19	8	4	7	1	0	0	0
TOTAL	**8**	**4**	**7**	**1**	**0**	**0**	**0**
Utah St.							
Heather Cairns, 2011-12	2	0	2	0	0	0	0
Manny Martins, 2023-24	2	0	1	1	0	0	0
TOTAL	**4**	**0**	**3**	**1**	**0**	**0**	**0**
Utah Valley							
Brent Anderson, 2015	1	0	1	0	0	0	0
Chris Lemay, 2017-18-22	3	1	3	0	0	0	0
TOTAL	**4**	**1**	**4**	**0**	**0**	**0**	**0**

Coach, Years in Tournament	Yrs.	W	L	T	1st	2nd	3/4
UTEP							
Kevin Cross, 2005	1	1	1	0	0	0	0
TOTAL	**1**	**1**	**1**	**0**	**0**	**0**	**0**
UTSA							
Steve Ballard, 2010	1	0	1	0	0	0	0
Derek Pittman, 2022	1	0	1	0	0	0	0
TOTAL	**2**	**0**	**2**	**0**	**0**	**0**	**0**
Valparaiso							
Stephen Anthony, 2005	1	0	1	0	0	0	0
John Marovich, 2014-23	2	0	2	0	0	0	0
TOTAL	**3**	**0**	**3**	**0**	**0**	**0**	**0**
Vanderbilt							
Ken McDonald, 1994-95-96-97-98	5	4	5	0	0	0	0
Ronnie Woodard, 2005-06	2	0	0	2	0	0	0
Daren Ambrose, 2017-18-19-20-22-24	6	4	5	2	0	0	0
TOTAL	**13**	**8**	**10**	**4**	**0**	**0**	**0**
VCU							
Denise Schilte-Brown, 2004-05	2	1	2	0	0	0	0
TOTAL	**2**	**1**	**2**	**0**	**0**	**0**	**0**
Vermont							
John Carter, 1984	1	0	1	0	0	0	0
Kristi Huizenga, 2021	1	0	1	0	0	0	0
TOTAL	**2**	**0**	**2**	**0**	**0**	**0**	**0**
Villanova							
Ann Clifton, 2001-02-03-04-05	5	4	4	2	0	0	0
John Byford, 2009	1	0	1	0	0	0	0
TOTAL	**6**	**4**	**5**	**2**	**0**	**0**	**0**
Virginia							
Lauren Gregg, 1987-88-89-90-91-92-94-95	8	1	8	0	0	0	1
April Heinrichs, 1996-97-98-99	4	2	3	1	0	0	0
Steve Swanson, 2000-01-02-03-04-05-06-07-08-09-10-11-12-13-14-15-16-17-18-19-20-21-22-24	24	52	19	8	0	1	2
TOTAL	**36**	**55**	**30**	**9**	**0**	**2**	**2**
Virginia Tech							
Kelly Cagle, 2004-08-09-10	4	2	4	0	0	0	0
Chugger Adair, 2011-12-13-14-15-18-19-21-22-24	10	14	10	1	0	0	1
TOTAL	**14**	**16**	**14**	**1**	**0**	**0**	**1**
Wake Forest							
Chris Turner, 1996	1	1	1	0	0	0	0
Tony da Luz, 1997-98-99-2000-01-02-03-04-05-06-07-08-09-10-11-12-13-17-18-21-22-24	22	23	21	4	0	1	1
TOTAL	**23**	**24**	**22**	**4**	**0**	**1**	**1**
Washington							
Lesle Gallimore, 1994-95-96-98-2000-01-03-04-08-09-10-12-14-19	14	14	14	2	0	0	0
Nicole Van Dyke, 2020-24	2	1	2	2	0	0	0
TOTAL	**16**	**15**	**16**	**4**	**0**	**0**	**0**
Washington St.							
Lisa Gozley, 1994	1	1	1	0	0	0	0
Dan Tobias, 2000-02	2	0	2	0	0	0	0
Matt Potter, 2008-09-11	3	1	3	1	0	0	0
Keidane McAlpine, 2012-13	2	0	0	2	0	0	0
Steve Nugent, 2014	1	0	1	0	0	0	0
Todd Shulenberger, 2015-17-18-19-21	5	7	5	1	0	0	1
TOTAL	**14**	**9**	**12**	**4**	**0**	**0**	**1**

Coach, Years in Tournament	Yrs.	W	L	T	1st	2nd	3/4
Weber St.							
Tim Crompton, 2004-05-13	3	0	3	1	0	0	0
TOTAL	**3**	**0**	**3**	**1**	**0**	**0**	**0**
West Virginia							
Nikki Izzo-Brown, 2000-01-02-03-04-05-06-07-08-09-10-11-12-13-14-15-16-17-18-19-20-22-24	23	24	20	6	0	0	1
TOTAL	**23**	**24**	**20**	**6**	**0**	**0**	**1**
Western Caro.							
Tammy DeCesare, 2005-08	2	0	2	0	0	0	0
Chad Miller, 2023	1	0	1	0	0	0	0
TOTAL	**3**	**0**	**3**	**0**	**0**	**0**	**0**
Western Mich.							
Mike Haines, 2003	1	1	1	0	0	0	0
Nate Norman, 2013-15	2	1	2	0	0	0	0
Lewis Robinson, 2024	1	0	1	0	0	0	0
TOTAL	**4**	**2**	**4**	**0**	**0**	**0**	**0**
William & Mary							
John Charles, 1984-85-86	3	0	3	0	0	0	0
John Daly, 1987-88-89-90-92-93-94-95-96-97-98-99-2000-01-02-03-04-06-07-08-11-15	22	11	20	3	0	0	0
TOTAL	**25**	**11**	**23**	**3**	**0**	**0**	**0**
Wisconsin							
Craig Webb, 1985	1	0	1	0	0	0	0
Greg Ryan. 1988-89-90-91-93	5	5	5	0	0	1	1
Dean Duerst, 1994-95-96-98-2000-02-04-05	8	6	8	0	0	0	0
Paula Wilkins, 2009-10-12-14-16-17-18-19-21-23-24	11	13	10	3	0	0	0
TOTAL	**25**	**24**	**24**	**3**	**0**	**1**	**1**
Wright St.							
Scott Rodgers, 1998-99-2000	3	0	3	0	0	0	0
TOTAL	**3**	**0**	**3**	**0**	**0**	**0**	**0**
Xavier							
Ron Quinn, 1998-2000	2	0	2	0	0	0	0
Nate Lie, 2019-21-22-23	4	2	4	0	0	0	0
TOTAL	**6**	**2**	**6**	**0**	**0**	**0**	**0**

2002 Division I Women's

*Host institution
Seed

2003 Division I Women's



First Round November 14	Second Round November 16	Third Round Nov. 21, 22 or 23	Quarterfinals Nov. 28, 29 or 30	National Championship December 7	Quarterfinals Nov. 28, 29 or 30	Third Round Nov. 21, 22 or 23	Second Round November 16	First Round November 14
1 *North Carolina (21-0-0)								
	North Carolina (8-0)							
High Point (10-9-1)		*North Carolina (5-0)						
UNC Greensboro (14-6-2)								
	UNC Greensboro (2-1)							
Wake Forest (10-6-3)		Host: UNC Nov 21 - 6 pm						
DePaul (14-6-2)								
	Purdue (2-1)							
Purdue (12-5-3)								
		Purdue (3-2)						
Western Michigan (13-7-1)								
	Western Michigan (2-0)							
16 *Illinois (16-3-2)			Host: UNC Nov 28 - 6 pm					
				North Carolina (3-0)				
9 *Santa Clara (12-3-5)								
	Santa Clara (1-0)							
Stanford (10-8-2)		Santa Clara (1-0)						
Cal Poly (18-1-2)								
	Arizona State (3-1)							
Arizona State (12-4-3)		Host: Portland Nov 23 - 1 pm						
Washington (11-6-3)			Santa Clara (0-0) (2OT) (PK)					
	Nebraska (2-1)							
Nebraska (12-7-1)								
		*Portland (4-1)						
Denver (18-3-0)								
	Portland (1-0)							
8 *Portland (16-3-1)								
			Semifinals SAS Soccer Park Cary, North Carolina December 5 2:30 pm					
				North Carolina (3-0)				
5 *Penn State (16-3-2)								
	Penn State (5-1)							
Navy (17-4-1)		*Penn State (3-1)						
Rutgers (10-6-4)								
	Rutgers (1-1) (2OT) (PK)							
Maryland (11-8-1)		Host: Penn State Nov 22 - 1 pm						
Southern Methodist (17-3-1)								
	Texas A&M (1-1) (PK)							
*Texas A & M (12-5-2)								
		Texas A&M (2-1)						
Stephen F. Austin (15-4-2)								
	Duke (3-0)							
12 Duke (13-6-1)								
			Host: UCLA Nov 28 - 7 pm					
				UCLA (4-0)				
13 Kansas (16-5-1)								
	Kansas (3-1)							
Illinois State (11-5-3)		Kansas (2-0)						
*Missouri (11-10-1)								
	Missouri (1-0)							
Eastern Illinois (11-5-5)		Host: UCLA Nov 21 - 7 pm						
Southern California (9-7-4)								
	Pepperdine (1-0)							
Pepperdine (13-5-1)								
		*UCLA (2-0)						
San Diego (9-7-4)								
	UCLA (2-0)							
4 *UCLA (16-1-3)								
				North Carolina (6-0)				
				NATIONAL CHAMPION				
				Connecticut 2-0				
					Florida St. (2-1)			
				Final SAS Soccer Park Cary, North Carolina December 7 2 pm				
					Connecticut (3-1)			
								3 *Florida (16-3-2)
							Florida (3-2) (2OT)	
						*Florida (4-3) (2OT)		Central Florida (16-4-1)
								Mississippi (14-5-2)
							Mississippi (1-0)	
					*Florida (1-0)			Texas (12-8)
						Host: Florida Nov 22 - 1:30 pm		
								Clemson (11-6-2)
							Georgia (2-1)	
								Georgia (12-9-0)
						Tennessee (1-0)		
								Oklahoma (8-6-5)
							Tennessee (1-0)	
					Host: Florida Nov 28 - 6 pm			14 *Tennessee (15-4-2)
								11 *Florida State (13-7-1)
							Florida State (5-0)	
						Florida State (2-1)		Dartmouth (9-5-2)
								Auburn (13-3-3)
							Auburn (1-0)	
						Host: West Virginia Nov 23- 1 pm		Oklahoma St. (15-4-3)
					Florida St. (3-2) (2OT)			Ohio State (12-4-3)
							Ohio State (3-0)	
								Dayton (14-5-2)
						*West Virginia (3-0)		
								Loyola (Maryland) (12-8-1)
							West Virginia (4-2)	
								6 *West Virginia (15-3-2)
					Semifinals SAS Soccer Park Cary, North Carolina December 5 Noon			
								7 *Virginia (12-5-2)
							Virginia (1-1) (PK)	
						*Villanova (0-0) (PK)		William & Mary (14-6-2)
								Princeton (11-2-3)
							Villanova (2-1)	
						Host: Villanova Nov 22- Noon		Villanova (14-5-3)
					BYU (0-0) (2OT) (PK)			*Utah (16-2-1) **
							Idaho State (0-0) (PK)	
								Idaho State (10-8-1)
						BYU (2-0)		
							BYU (2-0)	BYU (14-6-2)
								10 Colorado (15-3-1)
								*15 Boston College (15-2-3)
							Central Conn. St. (1-0)	
						*Connecticut (3-2) (2OT)		Central Conn. St. (15-2-3)
								Connecticut (10-5-3)
							Connecticut (1-0)	
						Host: Connecticut Nov 23 - Noon		Boston University (12-5-5)
					*Connecticut (5-0)			Oakland (15-4-1)
							Michigan (1-0)	
								Michigan (9-7-6)
						Michigan (1-0)		
								Loyola (Illinois) (10-10-0)
							Notre Dame (5-0)	
					Host: Connecticut Nov 29 - Noon			2 *Notre Dame (19-2-1)

*Host institution

** Thursday/Saturday

2004 NCAA Division I Women's SOCCER CHAMPIONSHIP

First/Second Round November 12 & 14	Third Round November 19-21	Quarterfinals November 26-28	Semifinals December 3	Final December 5	Semifinals December 3	Quarterfinals November 26-28	Third Round November 19-21	First/Second Round November 12 & 14
* North Carolina (18-0-2) **1**	North Carolina 6-0	* North Carolina 6-0						**3** * Virginia (16-2-2)
Campbell (11-1-7)							Virginia 6-0	James Madison (11-7-3)
William & Mary (11-6-4)	William & Mary 2-1						Duke 3-0	Duke (13-7-0)
Virginia Tech (11-8-0)		* Santa Clara 1-0 (OT)				UCLA 2-0	Duke 2-1	Va. Commonwealth (15-6-0)
Cal Poly (11-2-6)	Stanford 2-0			Final SAS Soccer Stadium Cary, North Carolina			San Diego 1-0 (2OT)	San Diego (11-7-2)
Stanford (12-5-3)		Santa Clara 1-0 (2OT)						UNLV (12-4-2)
California (11-5-3)	Santa Clara 2-1						* UCLA 3-0	Pepperdine (9-6-3)
* Santa Clara (14-4-2) **16**			Santa Clara 2-0		UCLA 1-0		UCLA 1-0	**14** * UCLA (13-6-0)
* Texas A&M (17-5-0) **9**	Texas A&M 10-0							**11** * Tennessee (15-4-2)
Texas St. (13-9-0)							Tennessee 2-0	Furman (13-8-0)
Illinois (13-5-2)	* Illinois 2-1			Notre Dame 1-0			Tennessee 1-0	Wake Forest (10-6-2)
Rice (14-4-3)	Illinois 2-0						UAB 2-0	UAB (15-5-1)
Nebraska (12-8-0)		Illinois 2-1				* Ohio St. 1-0		Detroit (13-7-1)
Oral Roberts (13-5-1)	Nebraska 3-0						Detroit 3-2	Michigan (11-8-2)
Creighton (8-7-4)							* Ohio St. 3-0	Bowling Green (10-11-2)
* Kansas (17-4-0) **8**	Kansas 3-1		Semifinals SAS Soccer Stadium Cary, North Carolina ESPN2 - Live 4:30 p.m. ET		Semifinals SAS Soccer Stadium Cary, North Carolina ESPN2 - Live 2 p.m. ET		Ohio St. 2-0	**6** * Ohio St. (16-3-3)
* Portland (17-3-0) **5**	Portland 3-0			Notre Dame 1-1 (2OT)(PK)				**7** * Princeton (15-2-0)
Weber St. (8-9-2)							Princeton 5-0	Central Conn. St. (11-9-1)
Colorado (14-5-2)	* Portland 3-0			**NATIONAL CHAMPION**			* Princeton 1-0 (2OT)	Yale (13-4-0)
Utah (13-5-3)	Colorado 3-0						Villanova 2-1	Villanova (13-5-2)
West Virginia (14-5-0)		Portland 2-0		ESPN2 - Live 1 p.m. ET		* Princeton 2-0		Florida St. (12-5-2)
Southern Methodist (15-3-3)	West Virginia 2-1						Boston College 0-0 (PK)	Boston College (14-6-0)
North Texas (15-5-1)				UCLA 2-0			Boston College 2-1	Central Florida (16-3-2)
* Texas (13-6-2) **12**	Texas 3-0	Texas 2-1					Central Florida 3-2	**10** * Florida (16-3-3)
Arizona (15-5-0) **13**	Colgate 1-0		Notre Dame 3-1		Princeton 3-1			**15** Washington (14-4-1)
Colgate (12-6-2)							Washington 5-0	Birmingham-So. (12-6-3)
Harvard (8-6-2)	Connecticut 2-1	Connecticut 4-0					* Washington 1-0	Clemson (10-7-2)
* Connecticut (16-6-1)							Auburn 2-0	* Auburn (14-3-2)
Dayton (20-1-0)	Wisconsin 2-1 (OT)		* Notre Dame 2-0			Washington 1-0		Loyola (Md.) (16-3-0)
Wisconsin (15-5-1)							Maryland 3-0	Maryland (7-6-4)
Eastern Illinois (13-5-2)	Notre Dame 4-0	* Notre Dame 1-0					Maryland 1-0	Binghamton (14-5-1)
* Notre Dame (19-1-1) **4**							Penn State 6-1	**2** * Penn St. (18-2-1)

* Host Institution

FOR COVERAGE OF THE 2004 WOMEN'S COLLEGE CUP CHAMPIONSHIP, TURN TO ESPN2 ON DECEMBER 5 AT 1 P.M. EASTERN TIME.

2005 NCAA Division I Women's SOCCER CHAMPIONSHIP

First/Second Round November 11 & 13	Third Round November 18-20	Quarterfinals November 25-27	Semifinals December 2	Final December 4	Semifinals December 2	Quarterfinals November 25-27	Third Round November 18-20	First/Second Round November 11 & 13
* Penn St. (19-0-1) 1								1 *UCLA (17-1-2)
Penn St. 6-0							UCLA 9-0	
Bucknell (11-8-1)	*Penn St. 5-2							Mississippi Val. (9-7-2)
Hofstra (14-3-3)						*UCLA 3-0		UC Riverside (11-4-5)
West Virginia 3-0							Colorado 0-0(4-3)	
West Virginia (11-5-3)		*Penn St. 4-1			*UCLA 4-1			Colorado (12-7-3)
Southern Methodist (14-4-2)								Purdue (11-7-1)
Southern Methodist 3-0							Wis.-Milwaukee 0-0(6-5)	
North Texas (16-3-2)	Texas A&M 4-2					Marquette 1-0		Wis.-Milwaukee (12-4-4)
Northwestern St. (12-5-1)								Wisconsin (13-8-2)
Texas A&M 7-0							Marquette 1-0	
* Texas A&M (16-3-2) 4								4 *Marquette (17-3-1)
			Penn St. 2-1		UCLA 5-0			
**Connecticut (15-4-2) 3								3 *Cal St. Fullerton (17-3-0)
Boston U. 1-0							Cal St. Fullerton 1-0(OT)	
Boston U. (13-4-4)	Boston College 1-0			Portland 0-0 (4-3)				UNLV (13-6-3)
Boston College (11-5-2)						Cal St. Fullerton 3-1		Southern California (12-5-2)
Boston College 2-1							Southern California 1-0	
Dartmouth (12-4-1)		Santa Clara 2-1						Gonzaga (12-3-4)
St. Louis (15-4)						Virginia 2-1		Tennessee (14-5-2)
St. Louis 2-0							Tennessee 5-2	
Stanford (10-6-3)	*Santa Clara 4-0							Wake Forest (9-8-1)
Fresno St. (10-9-1)						*Virginia 3-0		Liberty (12-6-2)
Santa Clara 5-0							Virginia 4-0	
* Santa Clara (14-4-2) 2			Semifinals Aggie Soccer Stadium College Station, Texas 4:30 p.m. Eastern (ESPN2 & ESPNU)	Portland 4-0	Semifinals Aggie Soccer Stadium College Station, Texas 7:30 p.m. Eastern (ESPNU ***)			2 *Virginia (15-5-1)
* Notre Dame (19-2-0) 2								2 Florida St. (17-3-0)
Notre Dame 6-0							Florida St. 3-0	
Valparaiso (12-7-1)	*Notre Dame 3-0					*Florida St. 2-1		Fla. Atlantic (16-3-1)
Michigan St. (11-5-5)							Illinois 1-0	
Michigan St. 4-0								Illinois (11-6-3)
Bowling Green (14-6-2)		Notre Dame 5-2				Florida St. 2-1		*Florida (13-5-1)
* Yale (13-3-1)								*Texas (11-8-1)
Yale 3-0							UTEP 3-2	
Central Conn. St. (17-3-0)	Yale 2-1			UCLA 4-0				UTEP (18-3-1)
Fairfield (10-6-3)						California 2-1		Rice (13-6-1)
Duke 4-0							California 2-0	
Duke (13-5-1) 3								3 California (14-3-2)
Brigham Young (15-2-3) 4			Portland 3-1		Florida St. 1-1 (5-4)			4 Pepperdine (13-3-3)
Weber St. 1-1 (4-3)							Pepperdine 1-0	
Weber St. (14-4-1)	Arizona 1-0					Pepperdine 2-1		Mississippi (14-4-2)
**Utah (14-6-1)							Samford 1-1 (5-4)	
Arizona 1-0								Samford (15-3-3)
Arizona (9-7-3)		*Portland 4-0				*North Carolina 6-1		* Vanderbilt (16-3-2)
Creighton (12-5-3)								Va. Commonwealth (12-4-5)
Nebraska 1-0							Va. Comm. 3-1	
* Nebraska (13-7-1)	*Portland 3-2					*North Carolina 6-2		Clemson (9-8-2)
Iowa St. (11-6-3)							North Carolina 2-0	
Portland 5-0								Western Caro. (18-5-0)
Portland (18-0-1) 1								1 * North Carolina (20-1-0)

NATIONAL CHAMPION

* Host institution for preliminary round games
** Will host Thursday-Saturday (November 10 & 12)
*** Tape delay will be aired at 2 p.m., Eastern time, December 3rd, on ESPN2.

2006 NCAA Division I Women's SOCCER CHAMPIONSHIP

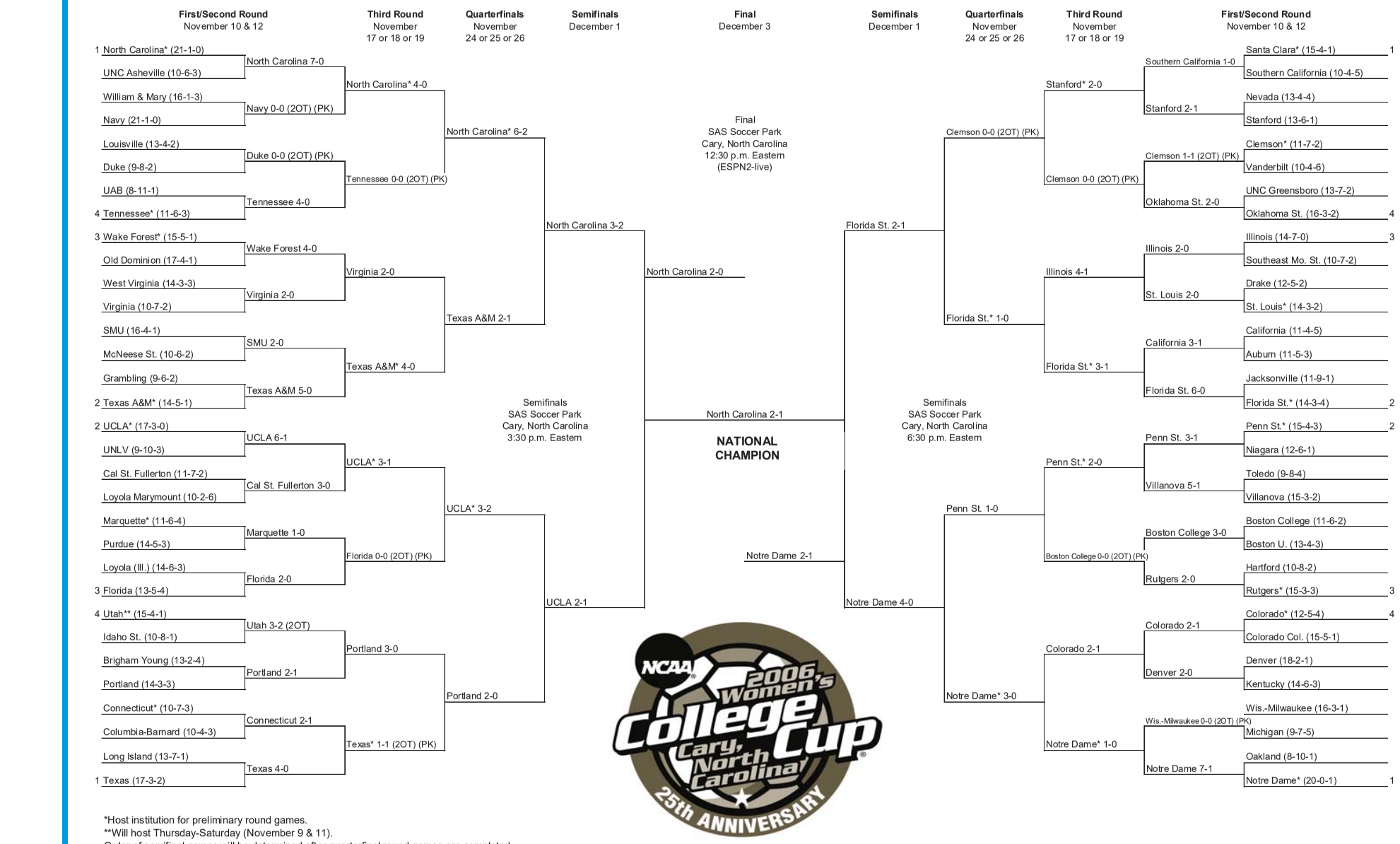

*Host institution for preliminary round games.
**Will host Thursday-Saturday (November 9 & 11).
Order of semifinal games will be determined after quarterfinal round games are completed.
Second semifinal game will begin play 45 minutes after the conclusion of the first game.
NOTE: The first semifinal game will air live on ESPN2 and ESPNU. The second semifinal game will air live on ESPNU and also tape delayed on ESPN2 on Saturday, December 2 at noon Eastern. All match times are subject to change per TV coverage.

2007 NCAA Division I Women's SOCCER CHAMPIONSHIP



*Host institution for preliminary-round games.
**Will host Thursday & Saturday (November 15 & 17).
Order of semifinal games will be determined after quarterfinal round games are completed.
Second semifinal game will begin play 45 minutes after the conclusion of the first game.

2008 NCAA Division I Women's SOCCER CHAMPIONSHIP

First/Second Round November 14 & 16	Third Round November 21, 22 or 23	Quarterfinals November 28, 29 or 30	Semifinals December 5	Final December 7
1 Notre Dame (21-0-0) *	Notre Dame 5-2			
Toledo (16-4-1)				
Michigan St. (13-6-3)	Michigan St. 2-1			
Milwaukee (18-2-2)				
Minnesota (20-3-0)*	Minnesota 2-1			
Marquette (11-7-3)				
South Dakota St. (14-4-1)	South Dakota St. 1-0			
4 Colorado (14-4-4)				
3 Boston College (13-5-2) *	Boston College 3-0			
Central Conn. St. (12-6-4)				
Northeastern (13-8-1)	Northeastern 2-2 (4-2 PKs)			
Harvard (10-3-4)				
Auburn (11-8-2) *	Auburn 2-0			
Belmont (13-6-3)				
Mississippi Valley (9-10-0)	Florida St. 7-0			
2 Florida St. (14-2-3)				
2 Portland (17-1-0) *	Portland 6-1			
Northern Ariz. (12-6-3)				
Washington St. (10-5-5)	Texas 1-0			
Texas (12-3-4)				
Georgia (11-10-1)	James Madison 1-0			
James Madison (12-6-2)				
Morehead St. (10-8-2)	Wake Forest 2-0			
3 Wake Forest (12-7-0) *				
4 Oklahoma St. (17-1-3)	Oklahoma St. 1-0			
Fairfield (15-4-3)				
Rutgers (12-6-1)*	Rutgers 2-1 (2 OT)			
Penn St. (16-7-0)				
Kansas (12-7-2)	Kansas 2-1			
Denver (19-2-2)				
UC Santa Barbara (12-6-3)	Stanford 2-0			
1 Stanford (18-1-1) *				

Third Round November 21, 22 or 23	Quarterfinals November 28, 29 or 30	Semifinals December 5	Final December 7
Notre Dame* 1-0			
	11/21 - 5 or 7:30 p.m.	Notre Dame* 1-0 (OT)	
Minnesota 2-0			
			Final WakeMed Soccer Park Cary, North Carolina 2 p.m. (EST) ESPN2/ESPN360
Boston College 4-0			
	11/28 - 7 p.m.	Notre Dame 2-0	
Florida State* 1-0			
	11/22 - 2 p.m.	Florida St. 1-0	
Portland* 2-0			
			Notre Dame 1-0
		Semifinals WakeMed Soccer Park Cary, North Carolina 4:30 p.m. (EST) ESPN2/ESPNU/ESPN360	
James Madison 1-0			
	11/22 - 7 p.m.	Portland 3-2	
Stanford* 5-0			
			North Carolina 2-1 **NATIONAL CHAMPION**
Rutgers 0-0 (4-2 PKs)			
	11/28 - 7 p.m.	Stanford 1-0	
Stanford* 5-0			
	11/21 - 7 p.m.	Stanford* 5-0	

Semifinals December 5	Quarterfinals November 28, 29 or 30	Third Round November 21, 22 or 23	First/Second Round November 14 & 16
			UCLA (18-0-2) * 1
		UCLA 5-0	
			Fresno St. (11-8-2)
		UCLA* 1-0	
			San Diego (14-4-2)
		San Diego 1-0	
	11/22 - 6:30 p.m.		Long Beach St. (14-3-4)
	UCLA* 1-0		
			Virginia Tech (10-8-4)
		BYU 2-0	
			BYU (17-5-0) *
		Southern California 1-1 (4-2 PKs)	
			Boston U. (15-5-1)
		Southern California 2-0	
UCLA 6-1	11/29 - 7 p.m.		Southern California (15-4-1) 4
			Duke (12-5-3) * 3
		Duke 3-0	
			Radford (14-1-6)
		Duke 1-0	
			William & Mary (14-5-1)
		William & Mary 3-2 (OT)	
	Duke 2-0		South Carolina (11-6-4)
	11/22 - 7 p.m.		
			West Virginia 13-2-6)
		West Virginia 2-0	
			Princeton (12-2-2)
		Virginia* 3-2	
			Army (12-5-3)
		Virginia 2-0	
			Virginia (13-4-3) * 2
Semifinals WakeMed Soccer Park Cary, North Carolina 7 p.m. (EST) ESPNU			
			Florida (17-3-1) * 2
		Florida 2-1	
			California (10-8-1)
		Florida* 2-0	
			UCF (13-5-3)
		UCF 3-1	
	Texas A&M 1-0		Miami (Fla.) (10-8-3)
	11/23 - 1 p.m.		
			LSU (14-3-2)
		Washington 3-2	
			Washington (14-5-1)
North Carolina 1-0			
			Texas St. (12-4-4)
		Texas A&M 5-2	
			Texas A&M (15-4-1) * 3
North Carolina 2-1 (2 OT)	11/28 - 2 p.m.		
			Missouri (15-5-1) * 4
		Missouri 2-0	
			Evansville (13-4-2)
		Illinois 1-1	
			Memphis (15-4-2)
		Illinois 1-0	
	North Carolina* 3-0		Illinois (11-8-1)
	11/22 - 5:30 p.m.		
			Charlotte (17-3-1)
		Charlotte 2-0	
			Tennessee (10-10-2)
		North Carolina* 4-0	
			Western Caro. (13-7-1)
		North Carolina 5-0	
			North Carolina (19-1-2) * 1

*Host institution for preliminary round games.
Order of semifinal games will be determined after quarterfinal round games are completed.
Second semifinal game will begin play 45 minutes after the conclusion of the first game.
All times local.

2009 NCAA Division I Women's SOCCER CHAMPIONSHIP



*Host institution for preliminary round games
#Site will host games on November 12 and 14
Order of semifinal games will be determined after quarterfinal round games are completed.
Second semifinal game will begin play 45 minutes after the conclusion of the first game.

2010 NCAA Division I Women's SOCCER CHAMPIONSHIP



*Host institution for preliminary round games
#Site will host games on November 11 and 13
Order of semifinal games will be determined after quarterfinal round games are completed.
Second semifinal game will begin play 45 minutes after the conclusion of the first game.

2011 NCAA Division I Women's SOCCER CHAMPIONSHIP

First Round November 11, 12 or 13	Second/Third Round November 18 & 20	Quarterfinals November 25, 26 or 27	Semifinals December 2	Final December 4
1 * Stanford (19-0-1)	* Stanford 3-0			
Montana (6-11-4)		Stanford 2-0		
Texas (11-8-1)	South Carolina 1-0			
* South Carolina (15-6)		* Stanford 2-0		
* Santa Clara (13-2-5)	California 1-1 (2OT; PK)			
California (12-6-2)		Boston College 0-0 (2OT; PK)		
Marist (13-5-2)	Boston College 6-1			
4 * Boston College (11-5-2)			Stanford 2-1 (OT)	
3 * Auburn (14-6-2)	Auburn 2-1			
Utah St. (15-4-2)		Maryland 1-0		
La Salle (15-1-3)	Maryland 5-1			Stanford 3-0
* Maryland (10-5-4)		Oklahoma St. 1-0		
* Illinois (16-4-2)	Illinois 1-0			
Notre Dame (10-7-3)		Oklahoma St. 1-0		
Ark.-Pine Bluff (16-4-1)	* Oklahoma St. 9-1			
2 * Oklahoma St. (19-1-2)			Semifinals KSU Soccer Stadium Kennesaw, Georgia 5 p.m. Eastern time	Stanford 1-0
2 * Virginia (14-4-2)	* Virginia 2-0			**NATIONAL CHAMPION**
Long Island (12-7-1)		Virginia 3-0		
Washington St. (12-6-3)	Washington St. 1-1 (2OT; PK)			
* Kentucky (13-7)		Virginia 4-0		
* West Virginia (17-4)	Virginia Tech 1-0			
Virginia Tech (12-7-1)		Virginia Tech 3-1		Duke 4-1
LSU (13-7-1)	Texas A&M 4-0			
3 * Texas A&M (15-5-2)			Florida St. 3-0	
4 * Memphis (21-0-1)	* Memphis 7-0			
UT Martin (14-6-2)		Louisville 2-0		
Dayton (19-3)	Louisville 2-0			
* Louisville (12-6-3)		* Florida St. 2-0		
* Oregon St. (13-5-2)	Portland 1-1 (2OT; PK)			
Portland (9-9-1)		Florida St. 3-1		
Samford (14-5-2)	Florida St. 2-0			
1 * Florida St. (14-6-1)				

Semifinals	Quarterfinals November 25, 26 or 27	Second/Third Round November 18 & 20	First Round November 11, 12 or 13
			* Wake Forest (14-3-4) 1
		* Wake Forest 2-0	
			Oakland (10-10-1)
	Wake Forest 2-0		
			Harvard (12-4-1)
		Boston U. 3-0	
	* Wake Forest 4-2		* Boston U. (18-2-1)
			* Marquette (17-3)
		Marquette 1-0	
			Toledo (14-6-2)
	Penn St. 4-1		
			Army (12-3-5)
		Penn St. 1-0	
			* Penn St. (19-4) 4
Wake Forest 3-0			
			* North Carolina (11-5-1) 3
		North Carolina 4-1	
			William & Mary (17-2-2)
	North Carolina 5-0		
			Texas St. (14-5-1)
		Baylor 3-0	
	UCF 1-1 (2OT; PK)		* Baylor (14-3-3)
			* UCF (11-4-5)
		UCF 2-0	
			FIU (13-6-3)
	UCF 3-2		
			Fla. Gulf Coast (14-4-2)
		* Florida 3-0	
			* Florida (16-7) 2
Semifinals KSU Soccer Stadium Kennesaw, Georgia 7:30 p.m. Eastern time			
			* UCLA (15-1-3) 2
		* UCLA 1-0	
			New Mexico (12-4-4)
	San Diego 1-1 (2OT; PK)		
			San Diego (12-7)
		San Diego 2-2 (2OT; PK)	
	Long Beach St. 1-0		* UC Irvine (14-4-2)
			* Miami (FL) (9-7-1)
		Miami (FL) 3-2	
			Alabama (10-8-3)
	Long Beach St. 1-0		
			Long Beach St. (15-5-1)
		Long Beach St. 1-0	
			* Pepperdine (15-1-4) 3
Duke 2-0			
			* Tennessee (15-6) 4
		Ohio St. 3-0	
			Ohio St. (10-8-2)
	Ohio St. 2-1		
			Illinois St. (13-5)
		Milwaukee 3-0	
	* Duke 2-1		* Milwaukee (18-2)
			* Kansas (11-8-1)
		Georgia 2-0	
			Georgia (12-6-2)
	Duke 3-1		
			Radford (15-5-1)
		* Duke 5-0	
			* Duke (17-3-1) 1

Final
KSU Soccer Stadium
Kennesaw, Georgia
1 p.m. Eastern time

*Host institution for preliminary round games
Order of semifinal games will be determined after quarterfinal round games are completed.
Second semifinal game will begin play 45 minutes after the conclusion of the first game.

2012 NCAA Division I Women's SOCCER CHAMPIONSHIP

*Host institution for preliminary round games
Order of semifinal games will be determined after quarterfinal round games are completed.
Second semifinal game will begin play 45 minutes after the conclusion of the first game.
** Semifinal game one will air live on ESPN3 (and re-air on Sunday, Dec. 2 at 2 p.m. ET on ESPNU). Semifinal game two will air live on ESPNU.

2013 NCAA Division I Women's SOCCER CHAMPIONSHIP

First Round November 15 and 16	Second/Third Round Novmber 22 & 24	Quarterfinals November 29 & 30	Semifinals December 6	Final December 8
1 *Virginia (20-1-0)	*Virginia (5-0)	Virginia (1-0)		
Saint Francis (PA) (13-7-1)				
La Salle (15-4-3)	Georgetown (2-0)			
*Georgetown (15-1-2)				
*Wake Forest (10-6-2)	Wake Forest (2-0)			
Morehead St. (10-10-1)		Wake Forest (1-0)		
Monmouth (17-1-2)	Penn St. (3-0)			
4 *Penn St. (14-6-1)				
3 *Michigan (15-3-1)	*Michigan (4-0)			
Milwaukee (10-8-1)		Michigan (3-0)		
Illinois St. (14-6-0)	Illinois St. (1-1)			
*Louisville (12-5-1)				
Iowa (15-6-1)	Notre Dame (4-1)			
*Notre Dame (11-7-1)		Notre Dame (1-0)		
Western Mich. (9-5-5)	Western Mich. (1-0)			
2 *Marquette (18-3-0)				
2 *UCLA (17-1-2)	*UCLA (3-0)			
San Diego St. (13-6-2)		UCLA (3-0)		
Ohio St. (10-6-3)	Kentucky (3-1)			
*Kentucky (13-6-1)				
*Stanford (13-5-1)	Stanford (1-0)			
Cal St. Fullerton (8-6-7)		Stanford (1-0)		
Furman (17-3-2)	South Carolina (5-0)			
3 *South Carolina (16-3-2)				
4 *Texas A&M (17-4-1)	Texas A&M (1-0)			
Utah (10-4-6)		Texas A&M (2-2, 2OT)		
Minnesota (11-7-2)	Texas Tech (3-0)			
*Texas Tech (17-2-2)				
*Indiana (14-6-1)	Indiana (1-0)			
DePaul (13-5-2)		North Carolina (4-0)		
Liberty (16-5-1)	*North Carolina (4-0)			
1 *North Carolina (17-4-0)				

*Virginia (2-0)

Michigan (1-0)

*North Carolina (2-0)

UCLA (2-0)

Virginia (2-1)

UCLA (1-0, 2OT)

Semifinals
WakeMed Soccer Park
Cary, North Carolina

Final
WakeMed Soccer Park
Cary, North Carolina
3 p.m.

UCLA (1-1, 2OT)

UCLA (1-0, OT)

NATIONAL CHAMPION

Semifinals December 6	Quarterfinals November 29 & 30	Second/Third Round November 22 & 24	First Round November 15 and 16
		*Virginia Tech (2-0)	*Virginia Tech (16-4-2) 1
	Virginia Tech (1-0)		UMBC (13-5-2)
		Rutgers (13-4-4)	
	West Virginia (0-0)	*West Virginia (16-3-2)	
	*Virginia Tech (1-1, 2OT)	Boston U. (1-0)	*Boston U. (14-3-4)
			Harvard (12-3-2)
	Santa Clara (2-1)	Santa Clara (2-1)	California (11-4-5)
			*Santa Clara (14-4-1) 4
Virginia Tech (3-0)		St. John's (NY) (3-1)	*UCF (16-2-4) 3
	Arkansas (11-0)		St. John's (NY) (11-5-3)
		Arkansas (2-1)	Arkansas (13-8-0)
	Duke (2-2, 2OT)		*Oklahoma St. (9-6-6)
		*Duke (1-1)	*Colorado Col. (15-4-2)
	Duke (1-0)		Duke (8-8-4)
		Florida (2-0)	Jacksonville (12-7-1)
			*Florida (17-4-1) 2
		*Nebraska (4-0)	*Nebraska (18-3-1) 2
	Boston College (4-1)		Southeastern La. (14-3-5)
		Boston College (2-0)	Northeastern (6-8-6)
Boston College (4-1)			*Boston College (10-9-1)
	Illinois (4-3 OT)	Illinois (0-0)	*Washington St. (14-3-3)
Florida St. (3-2)			Illinois (10-8-2)
		Portland (2-0)	Seattle (17-2-2)
Florida St. (4-0)			*Portland (16-2-1) 3
		*Denver (18-1-1)	4
	Colorado (2-1)	Colorado (1-0)	
			Colorado (12-6-2)
		BYU (4-0)	Weber St. (10-4-5)
	*Florida St. (4-0)		*BYU (14-4-1)
		*Ole Miss (15-5-2)	
	Florida St. (3-1)	Ole Miss (9-0)	
			Jackson St. (10-9-2)
		*Florida St. (5-0)	South Ala. (13-5-2)
			*Florida St. (18-1-3) 1

Semifinals
WakeMed Soccer Park
Cary, North Carolina

*Host institution for preliminary round games
Order of semifinal games will be determined after quarterfinal round games are completed.
Second semifinal game will begin play 45 minutes after the conclusion of the first game.

2014 NCAA Division I Women's SOCCER CHAMPIONSHIP

First Round November 14, 15 or 16	Second/Third Round November 21 & 23	Quarterfinals November 28 & 29	Semifinals December 5	Final December 7
1 *UCLA (18-0-2)	*UCLA 5-0			
San Diego (10-7-2)		UCLA 7-0		
Central Conn. St. (11-5-4)	Harvard 6-0			
*Harvard (10-4-2)		*UCLA 1-0		
*South Fla. (13-6-2)	Illinois St. 3-2			
Illinois St. (15-5-0)		Pepperdine 4-0		
Southern California (12-6-2)	Pepperdine 1-1 2OT			
4 *Pepperdine (15-2-3)			Virginia 2-1	
3 *Kentucky (15-6-0)	Kentucky 0-0 2OT			
SIUE (13-6-1)		Kentucky 3-1		
Northern Ariz. (12-5-4)	Arizona St. 4-2			Virginia 3-1
*Arizona St. (11-5-4)		Virginia 7-0		
*Rutgers (12-5-1)	Rutgers 2-0			
La Salle (14-5-2)		Virginia 3-0		
High Point (12-4-4)	*Virginia 8-0			
2 *Virginia (18-2-0)			Semifinal FAU Stadium Boca Raton, Florida 5 p.m. ESPNU/WatchESPN	
2 *Penn St. (17-3-0)	*Penn St. 4-1			Florida State 1-0
Buffalo (16-2-3)		Penn St. 1-0		
New Hampshire (8-8-4)	UConn 2-0			**NATIONAL CHAMPION**
*UConn (13-4-5)		Penn St. 2-0		
*Virginia Tech (14-5-0)	Virginia Tech 4-0			
Dayton (12-8-2)		Virginia Tech 4-3 OT		
Georgetown (11-4-5)	Georgetown 0-0 2OT			Florida State 2-0
3 *West Virginia (16-2-3)			Texas A&M 2-1	
4 *Notre Dame (12-5-2)	Notre Dame 1-0			
Valparaiso (14-1-4)		Notre Dame 2-1		
Rice (14-3-3)	Texas 3-0			Final FAU Stadium Boca Raton, Florida 1 p.m. ESPNU/WatchESPN
*Texas (10-7-4)		*Texas A&M 2-1		
*Oklahoma St. (10-9-1)	Arizona 1-0			
Arizona (10-7-2)		Texas A&M 7-2		
Houston Baptist (10-6-5)	*Texas A&M 5-0			
1 *Texas A&M (18-2-2)				

Semifinals December 5	Quarterfinals November 28 & 29	Second/Third Round November 21 & 23	First Round November 14, 15 or 16
		*Florida St. 5-0	*Florida St. (18-1-1) 1
	Florida St. 3-0		South Ala. (19-2-1)
		Northeastern 2-0	Northeastern (14-4-3)
	*Florida St. 1-0		*Boston U. (14-4-3)
		UCF 2-1	*UCF (16-4-0)
	UCF 3-2		Georgia (10-7-2)
		Wisconsin 2-0	DePaul (16-0-4)
			*Wisconsin (18-2-2) 4
Florida St. 5-0			*South Carolina (13-5-3) 3
		South Carolina 0-0 2OT	Clemson (13-3-2)
	South Carolina 0-0 2OT		Seattle (14-4-2)
		Seattle 2-1 OT	*Washington St. (10-4-4)
	South Carolina 1-0		*Colorado (13-6-1)
		Colorado 2-0	BYU (13-4-3)
	North Carolina 1-0 OT		South Dakota St. (10-7-2)
		*North Carolina 2-0	*North Carolina (12-3-2) 2
Semifinal FAU Stadium Boca Raton, Florida 7:30 p.m. ESPNU/WatchESPN			
		*Florida 3-0	*Florida (14-4-1) 2
	Florida 3-1		Mercer (14-5-2)
		California 3-2 2OT	San Diego St. (15-4-2)
	Florida 3-2		*California (13-5-2)
		Auburn 1-0	*FGCU (17-3-0)
	Texas Tech 2-0		Auburn (11-6-3)
		Texas Tech 8-0	Prairie View (11-8-1)
			*Texas Tech (14-3-2) 3
Stanford 2-2 2OT			*Washington (12-6-2) 4
		Washington 1-0	Rider (12-5-3)
	Washington 1-0 OT		Missouri (11-6-3)
		Missouri 3-1	*Kansas (15-5-0)
	*Stanford 1-0		*Oklahoma (10-8-4)
		Arkansas 3-2 OT	Arkansas (8-6-6)
	Stanford 1-0		Cal St. Fullerton (10-7-4)
		*Stanford 5-2	*Stanford (17-1-2) 1

*Host institution for preliminary round games.
All game times are Eastern standard time.
Order of semifinal games will be determined after quarterfinal round games are completed.
Second semifinal game will begin play 45 minutes after the conclusion of the first game.

2015 NCAA Division I Women's SOCCER CHAMPIONSHIP

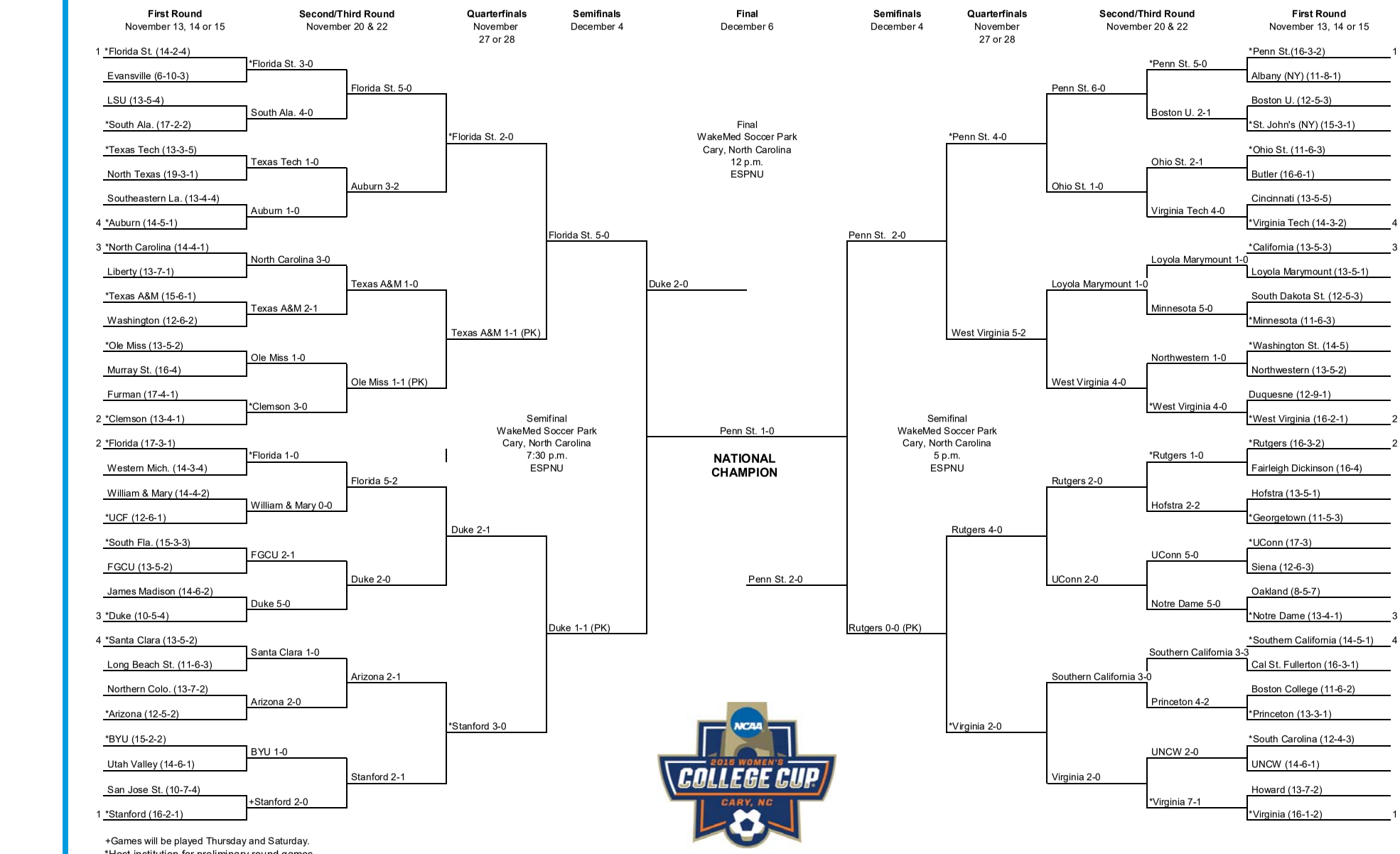

+Games will be played Thursday and Saturday.
*Host institution for preliminary round games.
All game times are Eatern standard time.
Order of semifinal games will be determined after quarterfinal round games are completed.
Second semifinal game will begin play 45 minutes after the conclusion of the first game.

DIVISION I WOMEN'S SOCCER CHAMPIONSHIP

First Round November 11, 12 or 13 | **Second/Third Round** November 18 & 20 | **Quarterfinals** November 25 or 26 | **Semifinals** December 2 | **Final** December 4 | **Semifinals** December 2 | **Quarterfinals** November 25 or 26 | **Second/Third Round** November 18 & 20 | **First Round** November 11, 12 or 13

1 *Stanford (17-1-1)
Houston Baptist (10-10-1)
*Stanford 4-0
Long Beach St. (10-6-4)
*Santa Clara (9-6-4)
Santa Clara 3-0
#Santa Clara 1-0 (2OT)
*Pepperdine (12-4-3)
California (13-5-2)
#Pepperdine 1-1 (PK)
North Carolina St. (10-8-1)
4 *Minnesota (16-3-3)
North Carolina St. 0-0 (PK)
North Carolina St. 1-0
Santa Clara 3-0
3 *Virginia (13-4-2)
Monmouth (14-4-2)
#Virginia 4-1
Bucknell (16-1-2)
*Penn St. (11-4-4)
Penn St. 6-0
Virginia 3-0
*Rutgers (11-4-6)
Harvard (10-3-3)
Rutgers 3-0
Saint Francis (PA) (10-11-0)
2 *Georgetown (16-2-3)
*Georgetown 2-0
Georgetown 2-0
*Georgetown 2-0
Georgetown 1-0
2 *Southern California (14-4-1)
Eastern Wash. (13-4-4)
*Southern California 3-1
Texas A&M (11-8-1)
*TCU (12-6-2)
Texas A&M 1-0
Southern California 0-0 (PK)
*Utah (11-3-5)
Texas Tech (9-8-2)
Utah 1-0 (OT)
Samford (15-3-2)
3 *Florida St. (13-3-4)
#Florida St. 4-0
Utah 2-1
*Southern California 1-0
4 *Auburn (14-6-0)
South Ala. (15-5-1)
#Auburn 4-0
Albany (NY) (11-7-1)
*UConn (18-2-1)
UConn 4-2
Auburn 4-1
*Wisconsin (8-4-8)
Marquette (12-7-2)
Wisconsin 1-0
FGCU (14-4-1)
1 *Florida (15-4-1)
*Florida 3-0
Florida 3-2 (2OT)
Auburn 3-1
#Southern California 1-0
Southern California 1-0
Southern California 3-1
#West Virginia 1-0
#West Virginia 1-0
North Carolina 1-0
*South Carolina 1-0
South Carolina 1-0
*South Carolina 7-0
*South Carolina (18-1-1) 1
Alabama St. (11-9-1)
Colorado 3-1
Oklahoma St. (9-8-3)
*Colorado (14-5-1)
BYU 2-1
Oklahoma 1-0
*Oklahoma (13-6-2)
SMU (13-6-2)
#BYU 2-0
UNLV (16-3-3)
*BYU (16-2-1) 4
North Carolina 1-0
Clemson 0-0 (PK)
#Clemson 1-0
*Clemson (13-4-3) 3
Northeastern (14-6-1)
Arkansas 2-1 (OT)
Memphis (14-4-1)
*Arkansas (17-5-0)
North Carolina 2-0
Kansas 1-0 (2OT)
*Kansas (10-5-4)
Missouri (11-6-2)
*North Carolina 3-0
Liberty (14-7-0)
*North Carolina (13-3-4) 2
Duke 1-0
Northwestern 1-0
SIUE 0-0 (PK)
*Notre Dame (13-3-4) 2
SIUE (10-7-4)
#Northwestern 3-0
Kent St. (15-2-2)
*Northwestern (14-2-4)
Duke 3-1
Illinois St. 2-2 (PK)
*Michigan (10-5-4)
Illinois St. (14-5-2)
*Duke 3-0
Charlotte (11-8-2)
*Duke (12-4-3) 3
*West Virginia 1-1 (PK)
UCLA 2-0
#UCLA 3-0
*UCLA (13-5-1) 4
Seattle (14-5-1)
Nebraska 0-0 (PK)
South Dakota St. (10-7-3)
*Nebraska (11-5-4)
West Virginia 1-0 (2OT)
Ohio St. 3-2
*Ohio St. (10-6-3)
Dayton (9-9-3)
*West Virginia 3-0
Northern Ky. (13-6-1)
*West Virginia (19-1-1) 1

Final
Avaya Stadium
San Jose, California
6 p.m.

Semifinal
Avaya Stadium
San Jose, California
7:30 p.m.

Semifinal
Avaya Stadium
San Jose, California
5 p.m.

NATIONAL CHAMPION

2016 WOMEN'S COLLEGE CUP
SAN JOSE, CA

*Host institution for preliminary round games.
#Home team if host not playing.
All game times are Eastern standard time.
Order of semifinal games determined after quarterfinal round games are completed.

© 2016 National Collegiate Athletic Association. No commercial use without the NCAA's written permission.
The NCAA opposes all forms of sports wagering.

DIVISION I WOMEN'S SOCCER CHAMPIONSHIP

First Round November 10, 11 or 12	Second/Third Round November 17 & 19	Quarterfinals November 24 or 25	Semifinals December 1	Final December 3	Semifinals December 1	Quarterfinals November 24 or 25	Second/Third Round November 17 & 19	First Round November 10, 11 or 12
1 *Stanford (18-1-0)	*Stanford 9-1							
Utah Valley (10-11-1)							*Duke 1-0	*Duke (19-2-0)
Hofstra (15-3-2)	*Stanford 2-0							UNCG (11-7-3)
*Auburn (7-6-5)	Auburn 1-0					*Duke 7-0		
*Arizona (10-4-4)		*Stanford 1-0					Oklahoma St. 1-1 (PK)	Missouri St. (10-9-1)
TCU (12-6-3)	Arizona 2-1							*Oklahoma St. (16-3-2)
Ole Miss (10-6-3)	Florida St. 2-0						Clemson 2-1	*Clemson (9-5-3)
4 *Florida St. (11-6-1)	Florida St. 2-0					Texas 1-1 (PK)		Alabama (12-7-1)
				Final			Texas 3-0	North Texas (14-3-4)
3 *Penn St. (12-4-4)			Stanford 4-0	Orlando City Stadium	Duke 4-0			*Texas (13-3-2)
Stony Brook (11-10-0)	Penn St. 4-0			Orlando, Florida				*Southern California (14-3-1)
Georgetown (14-3-3)	Penn St. 2-0			Noon			Southern California 2-1 (OT)	Eastern Wash. (16-5-1)
*Wake Forest (11-5-3)	Wake Forest 0-0 (PK)					Baylor 1-1 (PK)		Rice (12-3-2)
		Penn St. 3-1		Stanford 2-0			Baylor 3-2	*Baylor (13-5-2)
*Rutgers (12-2-5)	Rutgers 3-1					*Duke 3-0		
La Salle (17-3-2)							Notre Dame 5-0	*Notre Dame (9-6-4)
Bucknell (12-8-0)	*West Virginia 0-0 (PK)							IUPUI (14-5-3)
2 *West Virginia (15-3-2)	*West Virginia 3-0					Baylor 3-2 (OT)		Lamar (18-3-1)
			Semifinal		Semifinal		Notre Dame 2-2 (PK)	*Texas A&M (17-2-1)
2 *UCF (13-1-3)			Orlando City Stadium	Stanford 3-2	Orlando City Stadium			
Washington St. (9-7-3)	Washington St. 1-0		Orlando, Florida		Orlando, Florida		*Texas A&M 1-0	*UCLA (15-2-2)
Murray St. (15-1-2)	Washington St. 2-2 (PK)		5 p.m.		7:30 p.m.		*UCLA 3-1	San Diego St. (12-7-2)
*Tennessee (14-4-1)	Tennessee 2-0		ESPNU		ESPNU	*UCLA 1-0 (OT)		
		Florida 1-0 (2OT)					Northwestern 0-0 (PK)	Butler (13-2-5)
*South Fla. (12-3-2)	South Fla. 3-0					*UCLA 2-1		*Northwestern (12-7-2)
FGCU (14-3-1)							Pepperdine 1-0	*Pepperdine (14-2-3)
South Ala. (14-5-1)	*Florida 1-0			UCLA 0-0 (PK)		Virginia 3-0		Cal St. Fullerton (12-5-4)
3 *Florida (14-6-0)	*Florida 3-1						Virginia 2-0	Saint Francis (PA) (10-7-3)
			South Carolina 2-0		UCLA 3-1			*Virginia (11-5-4)
4 *Ohio St. (15-4-1)							Princeton 4-0	*Princeton (14-2-0)
Vanderbilt (12-6-2)	Vanderbilt 2-1					Princeton 1-1 (PK)		Monmouth (15-3-2)
Santa Clara (13-6-1)	Santa Clara 3-1						NC State 4-1	Arkansas (11-10-2)
*California (13-5-1)	Santa Clara 2-1							*NC State (14-5-1)
		*South Carolina 1-0				Princeton 2-1 (OT)		
*Wisconsin (13-5-2)	Wisconsin 5-0						Colorado 2-1	*Colorado (11-5-4)
Toledo (12-7-3)						*North Carolina 1-0		Denver (11-8-1)
Alabama St. (12-7-1)	*South Carolina 1-0						*North Carolina 3-0	High Point (13-7-1)
1 *South Carolina (15-2-1)	*South Carolina 3-0							*North Carolina (15-2-2)

*Host institution for preliminary round games.
All game times are Eastern standard time.
Order of semifinal games determined after quarterfinal round games are completed.
Second semifinal game will begin 45 minutes after conclusion of first game.

© 2017 National Collegiate Athletic Association. No commercial use without the NCAA's written permission.
The NCAA opposes all forms of sports wagering.

DIVISION I WOMEN'S SOCCER CHAMPIONSHIP

First Round	Second/Third Round	Quarterfinals	Semifinals	Final	Semifinals	Quarterfinals	Second/Third Round	First Round
November 9, 10 or 11	November 16 & 18	November 23 or 24	November 30	December 2	November 30	November 23 or 24	November 16 & 18	November 9, 10 or 11

1 *Stanford (17-0-2)
Seattle U (10-7-3)
*Stanford 3-0
*Clemson (12-8)
Ole Miss (12-7-1)
Ole Miss 2-1
Stanford 4-1
*Memphis (17-3)
Wisconsin (12-3-4)
Wisconsin 3-0
Hofstra (15-5-1)
4 *Boston College (14-4-1)
Hofstra 4-1
Wisconsin 6-0
Stanford 1-0
3 *Texas A&M (15-4-1)
North Texas (15-2-3)
Texas A&M 1-0 (2OT)
*TCU (12-4-3)
BYU (13-4-1)
TCU 2-1
Texas A&M 2-0
*Arizona (12-5-2)
Denver (13-5-2)
Arizona 3-0
Louisville (12 - 6)
2 *Tennessee (13-2-3)
*Tennessee 2-1
Tennessee 3-2
Tennessee 3-0
*Stanford 2-0
2 *West Virginia (14-4-3)
Radford (16-2-1)
*West Virginia 6-0
*Wake Forest (8-8-1)
Ohio St. (9-5-4)
Wake Forest 1-0 (OT)
Wake Forest 2-2 (PK)
*Penn St. (15-5-1)
Bowling Green (14-4-3)
Penn State 4-1
UNC Greensboro (15-4-1)
3 *South Carolina (13-5-1)
South Carolina 3-1
Penn State 1-0
Penn State 1-0
4 *Southern California (15-2-2)
Long Beach St. (12-5-3)
Southern California 6-0
*LSU (13-6-3)
Boston U. (11-7-3)
LSU 0-0 (PK)
Southern California 2-0
*South Fla. (14-3)
Albany (NY) (14-6-2)
South Florida 5-1
Loyola Chicago (11-6-1)
1 *Florida St. (15-4-2)
*Florida State 1-0
Florida State 3-1
Florida State 1-1 (PK)
Florida State 1-0

Semifinal
WakeMed Soccer Park
Cary, North Carolina
7:30 p.m.
ESPNU

Final
WakeMed Soccer Park
Cary, North Carolina
Time 1 p.m.
ESPNU

Florida State 2-0
Florida State 1-0

NATIONAL CHAMPION

*North Carolina 1-0 (2OT)
*Georgetown 3-0
North Carolina 2-2 (PK)

Semifinal
WakeMed Soccer Park
Cary North Carolina
5 p.m.
ESPNU

Georgetown 4-1
Georgetown 1-0
Duke 3-0
Baylor 2-1
Virginia 0-0 (PK)
Baylor 3-1
UCLA 5-0
UCLA 5-0
NC State 1-1 (PK)
North Carolina 3-0
Virginia Tech 1-0 (2OT)
North Carolina 4-1

Georgetown 3-1
*Georgetown (17-0-3) 1
Central Conn. St. (16-1-2)
Washington State 5-1
*Washington St. (12-5-1)
Montana (7-8-6)
Lipscomb 1-0 (2OT)
*Mississippi St. (9-6-2)
Lipscomb (14-4-2)
Duke 1-0
Rutgers (11-3-5)
*Duke (14-3-2) 4
Virginia 2-0
*Virginia (15-4) 3
Monmouth (16-3-1)
Texas Tech 3-0
*Texas Tech (13-5-2)
Princeton (11-3-2)
Vanderbilt 4-0
*Vanderbilt (15-3-1)
Murray St. (13-4-1)
Baylor 2-0
Abilene Christian (15-5-1)
*Baylor (17-5) 2
UCLA 5-0
*UCLA (14-3-1) 2
San Jose St. (9-6-6)
Minnesota 2-0
*Auburn (12-5-2)
Minnesota (11-8-2)
NC State 1-0
*NC State (10-6-3)
Northwestern (10-4-4)
Santa Clara 4-1
Milwaukee (16-1-1)
*Santa Clara (16-3-1) 3
Virginia Tech 1-0
*Texas (13-4-3) 4
Virginia Tech (9-7-3)
Arkansas 5-1
*Arkansas (13-4-4)
Little Rock (13-4-4)
Kansas 2-1 (2OT)
*Kansas (11-5-3)
Saint Louis (18-3-1)
North Carolina 4-0
Howard (12-6-2)
*North Carolina (17-3-1) 1

*Host institution for preliminary round games.
All game times are Eastern standard time.
Order of semifinal games determined after quarterfinal round games are completed.
Second semifinal game will begin 45 minutes after conclusion of first game.

© 2018 National Collegiate Athletic Association. No commercial use without the NCAA's written permission.
The NCAA opposes all forms of sports wagering.

DIVISION I WOMEN'S SOCCER CHAMPIONSHIP

First Round	Second/Third Round	Quarterfinals	Semifinals	Final	Semifinals	Quarterfinals	Second/Third Round	First Round
November 15, 16 or 17	November 22 & 24	November 29 or 30	December 6	December 8	December 6	November 29 or 30	November 22 & 24	November 15, 16 or 17

1 *Stanford (18 - 1)
Prairie View (13 - 7)
*Stanford 15-0
*Hofstra (15 - 3 - 2)
Loyola Chicago (14 - 4 - 1)
Hofstra 1-0 (OT)
Stanford 4-0
*Arizona (11 - 6 - 1)
TCU (11 - 7 - 3)
Arizona 1-0
Stony Brook (14 - 5 - 1)
Penn State 3-1
Penn St. 4-3 (OT)
*Stanford 2-0
4 *Penn St. (15 - 6 - 1)
3 *Arkansas (16 - 3 - 2)
Arkansas 3-0
North Texas (15 - 5 - 1)
November 21
NC State 2-1
*NC State (10 - 6 - 4)
NC State 3-0
Navy (16 - 2 - 3)
November 23
BYU 3-0
*Stanford 5-1
*Louisville (12 - 4 - 2)
Louisville 1-0
Lipscomb (13 - 5 - 2)
November 21
BYU 4-0
Boise St. (18 - 4)
*BYU 5-1
2 *BYU (18 - 0 - 1)
Semifinal
Avaya Stadium
San Jose, California
9:30 p.m.
ESPNU
2 *UCLA (14 - 4 - 1)
*UCLA 4-1
Lamar University (16 - 6)
UCLA 5-0
*Clemson (11 - 6 - 1)
Clemson 0-0 (PK)
Vanderbilt (14 - 5 - 1)
UCLA 2-0
*Duke (8 - 3 - 7)
Duke 4-0
Utah (8 - 8 - 4)
Wisconsin 1-0
Milwaukee (17 - 1 - 1)
Wisconsin 1-0
3 *Wisconsin (14 - 3 - 2)
UCLA 4-0
4 *Washington (11 - 6 - 2)
Washington 1-0
Seattle U (12 - 7 - 2)
South Fla. 2-0
*Florida (11 - 8 - 1)
South Fla. 4-2
South Fla. (14 - 4)
*Florida St. 2-1
*Brown (14 - 1 - 2)
Brown 0-0 (PK)
Monmouth (14 - 2 - 2)
Florida St. 2-0
South Alabama (16 - 3 - 2)
*Florida St. 2-0
1 *Florida St. (15 - 5)

Final
Avaya Stadium
San Jose, California
8:30 p.m.
ESPNU
*Stanford 4-1
Stanford 0-0 (5-4 in PK)
NATIONAL CHAMPION
North Carolina 2-1

Washington St. 1-0 (OT)
*North Carolina 3-2
Semifinal
Avaya Stadium
San Jose, California
7 p.m. p.m.
ESPNU
Washington St. 3-0
*South Carolina 2-0
Southern California 1-0
*North Carolina 4-0

Washington St. 3-2
West Virginia 0-0 (2OT)
Kansas 3-0
South Carolina 1-0
Southern California 2-1
Santa Clara 3-1
Michigan 3-2
North Carolina 1-0

*Virginia 3-0
Washington St. 1-0
West Virginia 2-0
Central Conn. St. 1-0
Kansas 1-0
Xavier 1-0
Notre Dame 1-0
*South Carolina 3-0
*Southern California 5-1
Texas A&M 4-1
Santa Clara 1-0 (OT)
Oklahoma St. 1-0
Texas Tech 2-2 (PK)
Michigan 2-1
Colorado 6-0
*North Carolina 5-0

*Virginia (16 - 1 - 3) 1
Radford (16 - 5)
*Washington St. (12 - 6 - 1)
Memphis (17 - 2 - 1)
*Georgetown (13 - 4 - 3)
West Virginia (10 - 7 - 2)
Central Conn. St. (12 - 4 - 4)
*Rutgers (15 - 3 - 2) 4
*Kansas (15 - 4 - 3) 3
Iowa (15 - 4 - 1)
*Virginia Tech (12 - 4 - 2)
Xavier (16 - 3 - 2)
*Notre Dame (10 - 7 - 2)
Saint Louis (17 - 3 - 2)
Samford (13 - 3 - 5)
*South Carolina (16 - 1 - 3) 2
*Southern California (14 - 4 - 1) 2
Cal St. Fullerton (14 - 2 - 4)
*Texas A&M (13 - 4 - 3)
Texas (11 - 7 - 1)
*Santa Clara (13 - 5 - 2)
California (13 - 4 - 3)
South Dakota St. (15 - 4 - 3)
*Oklahoma St. (15 - 2 - 3) 3
*Texas Tech (15 - 3 - 2) 4
Pepperdine (11 - 6 - 2)
*Michigan (15 - 5 - 1)
Bowling Green (14 - 5 - 3)
*Colorado (11 - 7 - 2)
Northern Colo. (9 - 10 - 4)
Belmont (8 - 8 - 5)
*North Carolina (19 - 1 - 1) 1

2019 WOMEN'S COLLEGE CUP SAN JOSE, CA

*Host institution for preliminary round games.
All game times are Eastern standard time.
Order of semifinal games determined after quarterfinal round games are completed.
Second semifinal game will begin 45 minutes after conclusion of first gam

© 2019 National Collegiate Athletic Association. No commercial use without the NCAA's written permission.
The NCAA opposes all forms of sports wagering.

2020 DIVISION I WOMEN'S SOCCER CHAMPIONSHIP

First Round April 27 & 28	Second Round April 30 & May 1	Third Round May 5	Quarterfinals May 9	Semifinals May 13	Final May 17	Semifinals May 13	Quarterfinals May 9	Third Round May 5	Second Round April 30 & May 1	First Round April 27 & 28
	1 #Florida St. (11-0-0)				Final Sahlen's Stadium at WakeMed Soccer Park Cary, North Carolina 5:30 p.m. ESPN2				#UCLA (12-1-2) **3**	
#Elon (6-3)	Noon, May 1	#Florida St. 3-0						#UCLA 2-1	3 p.m., April 30	#Iowa (6-8-1)
3 p.m., April 28 Milwaukee (8-1-1)	Milwaukee 1-0								Iowa 1-0	3 p.m., April 27 Campbell (8-3-1)
	WakeMed Field #4 Cary, North Carolina	WakeMed Field #2 Cary, North Carolina 3 p.m.	#Florida St. 3-1				Clemson 1-1 (PK)	WakeMed Field #4 Cary, North Carolina 6 p.m.	Campbell University Buis Creek, North Carolina	
#Penn St. (10-2-1)									Rutgers 1-0	#Rutgers (8-3-3)
7 p.m., April 28 Alabama St. (8-2-2)	Penn St. 5-0									7 p.m., April 27 Southeastern La. (8-2-4)
	3 p.m., May 1	Penn St. 2-0						Clemson 1-1 (PK)	7 p.m., April 30	
	16 #Vanderbilt (9-5-1)								#Clemson (12-4) **14**	
			WakeMed Field #2 Cary, North Carolina 1 p.m.	#Florida St. 0-0 (PK)		Santa Clara 1-0	WakeMed Field #4 Cary, North Carolina 5 p.m.			
	9 #Duke (10-5-3)								#Santa Clara (7-1) **11**	
	East Carolina University Greenville, North Carolina								8 p.m., May 1	
#Arizona St. (8-5-2)	Noon, May 1	#Duke 2-1			Florida St. 0-0 (PK)			Santa Clara 4-1		#Ohio St. (7-2-3)
Noon, April 28 Siena (6-0-2)	Arizona St. 4-0								Ohio St. 5-1	8 p.m., April 28 Stony Brook (6-3)
		WakeMed Field #2 Cary, North Carolina Noon	Duke 1-0				#Santa Clara 2-0	WakeMed Field #4 Cary, North Carolina 9 p.m.	East Carolina University Greenville, North Carolina	
#Ole Miss (10-5)									Utah Valley 1-0	#Memphis (8-3)
6 p.m., April 27 Bowling Green (6-1)	Ole Miss 0-0 (PK)									4 p.m., April 28 Utah Valley (12-4-4)
	UNC Wilmington Wilmington, North Carolina 6 p.m. April 30	Ole Miss 2-2 (PK)						#Arkansas 3-1	4 p.m., May 1	
	8 #Southern California (7-3-3)								#Arkansas (11-3) **6**	
			Semifinal Sahlen's Stadium at WakeMed Soccer Park Cary, North Carolina 6 p.m. ESPN2		Santa Clara 1-1 (PK)	Semifinal Sahlen's Stadium at WakeMed Soccer Park Cary, North Carolina 8:30 p.m. ESPN2				
	5 #West Virginia (10-2-1)				**NATIONAL CHAMPION**				#Texas A&M (11-3) **7**	
#Rice (12-2-1)	Noon, May 1	#Rice 1-0						#Texas A&M 2-0 (PK)	3 p.m., April 30	#South Florida (9-0-2)
3 p.m., April 28 Furman (8-0-2)	Rice 3-1								South Florida 3-0	3 p.m., April 27 Central Connecticut State (7-0)
	WakeMed Field #2 Cary, North Carolina	WakeMed Field #2 Cary, North Carolina	Virginia 3-0				Texas A&M 3-3	WakeMed Field #4 Cary, North Carolina	Bryan Park Greensboro, North Carolina	
#Virginia (10-4-2)										#Colorado (9-5-2)
7 p.m., April 28 SIUE (8-2-2)	Virginia 3-1							Noon	South Alabama 1-0	7 p.m., April 27 South Alabama (13-8-1)
	3 p.m., May 1	Virginia 2-0			Santa Clara 3-1			Oklahoma St. 7-0	7 p.m., April 30	
	12 #BYU (11-3-1)								#Oklahoma St. (12-3-1) **10**	
			WakeMed Field #2 Cary, North Carolina 5 p.m.	Virginia 1-0		#North Carolina 1-0	WakeMed Field #4 Cary, North Carolina 1 p.m.			
	13 #Georgetown (11-0-1)								#Saint Louis (15-1) **15**	
	6 p.m., May 1	Georgetown 1-0						Washington 0-0 (PK)	7 p.m., April 30	#Washington (9-3-3)
#South Carolina (10-4)									Washington 3-0	7 p.m., April 27 Liberty (7-5-5)
6 p.m., April 28 Montana (9-1)	South Carolina 1-0									
	Gillette Field #1 Wilson, North Carolina	WakeMed Field #2 Cary, North Carolina	#TCU 1-1 (PK)				#North Carolina 1-0	WakeMed Field #4 Cary, North Carolina	Sportsplex Matthews, North Carolina	#Denver (16-2-1)
#New Mexico (10-1)								3 p.m.	Denver 3-1	3. p.m., April 27 Loyola Chicago (8-1-1)
6 p.m., April 27 Navy (4-4-2)	New Mexico 1-1 (PK)	6 p.m.								
	6 p.m., April 30	#TCU 6-2						#North Carolina 2-0	3 p.m., April 30	
	4 #TCU (11-1-1)								#North Carolina (15-1) **2**	

Designates Home Team
All games times are Eastern standard time.
All game times are subject to change.
Order of semifinal games will be determined after quarterfinal round games are completed.

© 2020 National Collegiate Athletic Association. No commercial use without the NCAA's written permission.
The NCAA opposes all forms of sports wagering.

NCAA | Don't Bet On It.

DIVISION I WOMEN'S SOCCER CHAMPIONSHIP

First Round November 12, 13 or 14	Second/Third Round November 19 & 21	Quarterfinals November 26 or 27	Semifinals December 3	Final December 6	Semifinals December 3	Quarterfinals November 26 or 27	Second/Third Round November 19 & 21	First Round November 12, 13 or 14
1 *Florida St. (16-1-2)	*Florida St. 3-0							*Duke (13-3-1) 1
Nov. 12 - 6p.m.	5 p.m.						*Duke 1-0	Nov. 12 - 6:00pm
South Alabama (12-4-3)		Florida St. 5-1					6:30 p.m.	Old Dominion (13-4-1)
*SMU (11-4-2)	SMU 2-0					Duke 1-0		*Memphis (13-4-2)
Nov. 14 - 2 p.m.							Memphis 3-0	Nov. 14 - 2:00pm
Texas (11-4-6)		2 p.m.		Final		6 p.m.		LSU (11-7-1)
*South Fla. (12-3-3)		*Florida State 1-0		Stevens Stadium	*Duke 7-1			*Brown (12-3-0)
Nov. 14 - 1:00pm	NC State 2-0			Santa Clara, California			St. John's (NY) 1-0 (OT)	Nov. 13 - 1:00pm
NC State (8-8-2)				8 p.m. EST			4 p.m.	St. John's (NY) (12-6-2)
	2 p.m.			ESPNU		St. John's (NY) 2-2		
South Dakota St. (14-3-1)	Pepperdine 3-0					(3-0 PK)		Samford (15-3-2)
Nov. 13 - 3:00pm	Pepperdine 7-1						Samford 2-0	Nov. 12 - 6:00pm
4 *Pepperdine (15-3-1)		Nov. 26 - 2 p.m.	#Florida State 1-0		Santa Clara 2-1	Nov. 26 - 6 p.m.		*Auburn (12-6-1) 4
3 *Tennessee (18-2-0)	Tennessee 3-0							*Georgetown (13-1-6) 3
Nov. 12 - 5:00pm							*Georgetown 6-0	Nov. 13 - 12:00pm
Lipscomb (15-4-1)	2 p.m.	Tennessee 2-0		#Florida State 1-0				Central Conn. St. (13-5-0)
*Washington St. (13-2-4)	Washington St. 3-0					Santa Clara 2-1 (OT)		*Santa Clara (11-5-2)
Nov. 13 - 8:00pm							Santa Clara 1-0	Nov. 13 - 4:00pm
Montana (12-5-1)		1 p.m.				Santa Clara 2-1		Stanford (13-5-1)
*Wake Forest (15-5-0)		Michigan 3-0					1:30 p.m.	
Nov. 14 - 1:00pm	Wake Forest 3-0							*Wisconsin (8-5-6)
Harvard (12-2-1)							Wisconsin 2-1	Nov. 12 - 7:00pm
	5 p.m.							Butler (15-4-1)
Bowling Green (11-6-3)	Michigan 2-0					Wisconsin 3-0		
Nov. 12 - 6:00pm							UC Irvine 1-0	UC Irvine (15-5-0)
2 *Michigan (15-3-3)	*Michigan 3-0							Nov. 12 - 9:00pm
			Semifinal		Semifinal			*UCLA (16-0-3) 2
2 *Arkansas (16-4-0)			Stevens Stadium		Stevens Stadium			
Nov. 12 - 7:30pm	*Arkansas 5-1		Santa Clara, California		Santa Clara, California			*North Carolina (12-2-3) 2
Northwestern St. (11-5-3)			7 p.m EST		9:30 p.m. EST		South Carolina 1-0	Nov. 13 - 2:00pm
*Virginia Tech (11-5-2)	7:30 p.m.	Arkansas 3-0	ESPNU		ESPNU			South Carolina (11-6-1)
Nov. 12 - 6:00pm	Virginia Tech 3-1					South Carolina 3-0	2 p.m.	
Ohio St. (9-8-2)							Hofstra 3-0	*Hofstra (16-3-1)
		5:30 p.m.						Nov. 13 - 1:00pm
*Purdue (14-4-2)		Arkansas 3-2				South Carolina 2-0	3 p.m.	Providence (10-6-3)
Nov. 13 - 7:00pm	Purdue 1-0 (2OT)							*Penn St. (11-7-0)
Loyola Chicago (13-2-2)							Penn St. 3-1	Nov. 12 - 6:00pm
	4:30 p.m.			BYU 0-0 (3-2 PK)				Monmouth (15-4-1)
SIUE (11-6-0)	Notre Dame 1-1					Penn St. 2-2 (5-3 PK)	4:30 p.m.	
Nov. 14 - 1:00pm	(4-3 PK)						*Southern California 6-0	Grand Canyon (16-3-2)
3 *Notre Dame (13-5-1)	Notre Dame 4-0							Nov. 13 - 4:00pm
		Nov. 26 - 7 p.m.				Nov. 27 - 7 p.m.		*Southern California (13-3-2) 3
4 *TCU (17-2-2)								*BYU (13-4-1) 4
Nov. 12 - 8:00pm	TCU 8-0						BYU 6-0	Nov. 13 - 7:00pm
Prairie View (12-3-3)								New Mexico (14-4-2)
	2 p.m.	TCU 3-2 (2OT)				BYU 4-1	*November 18*	
*Princeton (14-2-1)	Princeton 2-0						4 p.m.	*Clemson (12-6-1)
Nov. 12 - 6:00pm							Alabama 1-0	Nov. 12 - 4:00pm
Vermont (12-5-1)		1 p.m.				*November 20*		Alabama (10-9-1)
*Ole Miss (12-5-3)		*Rutgers 1-1				7 p.m.		*Xavier (16-2-1)
Nov. 12 - 8:00pm	Saint Louis 2-1	(5-4 PK)					Milwaukee 1-0	Nov. 13 - 4:00pm
Saint Louis (12-8-1)								Milwaukee (18-1-0)
	5 p.m.					Virginia 2-0	*November 18*	
Bucknell (11-7-3)	Rutgers 4-0						7 p.m.	High Point (10-7-2)
Nov. 14 - 1:00pm							*Virginia 6-0	Nov. 12 - 6 p.m.
1 *Rutgers (17-3-0)	*Rutgers 2-0		Rutgers 2-2 (4-2 PK)	Florida State 0-0 (4-3 PK)	#BYU 4-1	*BYU 1-0		*Virginia (16-2-2) 1

NATIONAL CHAMPION

2021 WOMEN'S COLLEGE CUP
SANTA CLARA, CA

*Host institution for preliminary round games.
#Home team
All game times are Eastern standard time.

© 2021 National Collegiate Athletic Association. No commercial use without the NCAA's written permission.
The NCAA opposes all forms of sports wagering.

Don't Bet On It.

DIVISION I WOMEN'S SOCCER CHAMPIONSHIP

First Round November 11, 12 or 13	Second/Third Round November 18 & 20	Quarterfinals November 25 or 26	Semifinals December 2	Final December 5	Semifinals December 2	Quarterfinals November 25 or 26	Second/Third Round November 18 & 20	First Round November 11, 12 or 13
1 *Florida St. (13-2-3) Nov. 11 - 5 p.m. FGCU (12-5-2)	*Florida St. 3-0							*Alabama (19-2-1) 1 Nov. 11 - 7 p.m. Jackson St. (11-7-1)
	5:30 p.m.	Florida St. 4-1					*Alabama 9-0	
Lamar University (15-1-2) Nov. 11 - 6:30 p.m. 8 *LSU (9-3-7)	LSU 3-1					Alabama 2-1	7 p.m.	Arizona St. (9-5-3) Nov. 12 - 10 p.m. *Portland (11-4-4) 8
		5 p.m.	*Florida St. 3-0				Portland 3-0	
5 *Georgetown (14-1-5) Nov. 12 - 1 p.m. Hofstra (10-7-4)	Georgetown 1-0					*Alabama 3-1	2 p.m.	*Rutgers (13-4-2) 5 Nov. 12 - 6 p.m. Brown (12-2-2)
	2 p.m.	Pittsburgh 2-1					Brown 1-0	
Buffalo (15-1-4) Nov. 12 - 7 p.m. 4 *Pittsburgh (12-4-3)	Pittsburgh 1-0					UC Irvine 1-1 (4-2 PK)	4 p.m.	UC Irvine (10-5-6) Nov. 12 - 4 p.m. *Southern California (12-2-3) 4
		Nov. 26 - 5 p.m.	#Florida St. 1-0	Final WakeMed Soccer Park Cary, North Carolina 6 p.m. EST	Alabama 3-2 OT	Nov. 25 - 7 p.m.	UC Irvine 2-0	
3 *Arkansas (11-3-4) Nov. 11 - 7:30 p.m. Missouri St. (12-6-2)	*Arkansas 6-0							*South Carolina (13-3-5) 3 Nov. 12 - 6 p.m. Wake Forest (9-6-3)
	7:30 p.m.	Arkansas 5-2					South Carolina 2-0	
Bucknell (8-5-6) Nov. 11 - 6 p.m. 6 *Ohio St. (10-5-3)	Ohio St. 1-0					South Carolina 3-2	4 p.m.	New Hampshire (9-5-3) Nov. 12 - 5 p.m. *Harvard (11-1-3) 6
		6 p.m.	Arkansas 3-3 (3-2 PK)				Harvard 2-0	
7 *Mississippi St. (11-5-4) Nov. 11 - 4 p.m. New Mexico St. (13-4-3)	Mississippi St. 2-1			North Carolina 3-2		Duke 2-1	6 p.m.	*Texas (14-2-4) 7 Nov. 11 - 6 p.m. Texas A&M (9-6-5)
	5 p.m.	Memphis 4-0					Texas 3-1	
Memphis (9-5-5) Nov. 12 - 2 p.m. 2 *Saint Louis (20-1-0)	Memphis 1-0					Duke 1-0	6:30 p.m.	Radford (12-3-4) Nov. 12 - 7 p.m. *Duke (12-4-3) 2
			Semifinal WakeMed Soccer Park Cary, North Carolina 6 p.m. EST	UCLA 3-2 (OT)		Semifinal WakeMed Soccer Park Cary, North Carolina 8:30 p.m. EST	*Duke 4-0	
2 *North Carolina (15-4-1) Nov. 12 - 7 p.m. Old Dominion (9-8-3)	*North Carolina 5-0			**NATIONAL CHAMPION**			*Penn St. 4-1	*Penn St. (13-4-3) 2 Nov. 13 - 1 p.m. Quinnipiac (15-2-1)
	November 17 6 p.m.	North Carolina 3-1					4:30 p.m.	
Samford (11-3-7) Nov. 11 - 6 p.m. 7 *Georgia (12-5-3)	Georgia 2-0					Penn State 4-0	West Virginia 2-0	Virginia Tech (10-6-2) Nov. 13 - 1 p.m. *West Virginia (10-4-7) 7
	November 19 11:30 a.m.							
		North Carolina 3-2				Virginia 3-2 OT	5 p.m.	
6 *BYU (10-2-6) Nov. 11 - 8 p.m. Utah Valley (14-4-3)	BYU 3-0							*Tennessee (11-5-2) 6 Nov. 11 - 6 p.m. Xavier (13-3-5)
	November 17 3 p.m.	BYU 1-1 (5-4 PK)					Xavier 4-1	
San Jose St. (8-6-7) Nov. 11 - 10 p.m. 3 *Stanford (16-2-2)	Stanford 6-0			#UCLA 3-0		Virginia 3-1	2 p.m.	Fairleigh Dickinson (8-10-3) Nov. 12 - 6 p.m. *Virginia (13-3-3) 3
		Nov. 26 - 5 p.m.	North Carolina 2-0		#UCLA 2-1 OT	Nov. 26 - 9 p.m.	Virginia 4-0	
4 *Michigan St. (16-2-3) Nov. 11 - 6 p.m. Milwaukee (12-3-3)	Michigan St. 3-2 (OT)							*Northwestern (14-4-2) 4 Nov. 12 - 2 p.m. SIUE (8-5-4)
	3 p.m.	TCU 1-0					Northwestern 3-0	
UTSA (12-5-4) Nov. 11 - 8 p.m. 5 *TCU (12-4-5)	TCU 3-1					Northwestern 2-1	7 p.m.	Vanderbilt (11-4-4) Nov. 11 - 3 p.m. *Clemson (8-4-5) 5
		6:30 p.m.	*Notre Dame 2-0				Vanderbilt 1-0	
8 *Santa Clara (10-6-3) Nov. 12 - 4 p.m. California (10-4-6)	Santa Clara 1-0 (OT)					*UCLA 2-0	9 p.m.	*NC State (7-7-5) 8 Nov. 13 - 12 p.m. UCF (9-2-5)
	6 p.m.	Notre Dame 4-0					UCF 1-1 (4-2 PK)	
Omaha (7-8-6) Nov. 12 - 2 p.m. 1 *Notre Dame (14-2-3)	*Notre Dame 5-0					UCLA 1-1 (3-0 PK)	10 p.m.	Northern Ariz. (8-5-6) Nov. 11 - 9 p.m. *UCLA (17-2-0) 1
							*UCLA 4-1	

*Host institution for preliminary round games.
All game times are Eastern standard time.
#HomeTeam WCC
Second semifinal game will begin 45 minutes after conclusion of first game.

© 2022 National Collegiate Athletic Association. No commercial use without the NCAA's written permission.
The NCAA opposes all forms of sports wagering.

2023 DIVISION I WOMEN'S SOCCER CHAMPIONSHIP



*Host institution for preliminary round games.
All game times are Eastern standard time.
Order of semifinal games determined after quarterfinal round games are completed.
Second semifinal game will begin 45 minutes after conclusion of first gam

© 2023 National Collegiate Athletic Association. No commercial use without the NCAA's written permission.
The NCAA opposes all forms of sports wagering.

First Round November 15, 16 or 17	Second/Third Round November 22 & 24	Quarterfinals November 29 or 30	Semifinals December 6	Final December 9	Semifinals December 6	Quarterfinals November 29 or 30	Second/Third Round November 22 & 24	First Round November 15, 16 or 17
1 *Duke (14-2-1)								*Southern California (15-1-3) 1
Nov. 15 - 6pm	*Duke 8-0						*Southern California 5-0	Nov. 17 - 5pm
Howard (11-4-5)	Nov. 22 - 6:30pm							Sacramento St. (5-6-9)
	Duke 3-0					Southern California 4-3 (OT)		
LSU (9-8-3)							Nov. 22 - 8pm	Kansas (13-5-4)
Nov. 15 - 8pm	Texas Tech 2-1							Nov. 15 - 8pm
8 *Texas Tech (14-4-2)							Saint Louis 1-0	*Saint Louis (14-1-6) 8
	Nov. 24 - 6pm	*Duke 2-0		Final		*Southern California 3-1		
5 *Michigan St. (12-2-5)				WakeMed Soccer Park			Nov. 24 - 7pm	
Nov. 16 - Noon	Michigan St. 3-1			Cary, North Carolina				*Wisconsin (9-5-4) 5
Western Mich. (13-1-6)	Nov. 22 - 4pm			7 p.m. EST			Wisconsin 3-1	Nov. 15 - 8pm
	Michigan St. 3-2 (OT)			ESPNU				Maine (13-1-3)
Boston U. (6-7-7)							Nov. 22 - 5pm	
Nov. 15 - 7pm	Texas 4-1							Princeton (14-4-0)
4 *Texas (16-3-2)		Nov. 30 - 6pm			Wake Forest 2-2 (4-3 PK)	Nov. 29 - 5pm	Virginia 2-1	Nov. 15 - 7pm
			Duke 1-0					*Virginia (12-5-0) 4
3 *Iowa (13-2-4)								*Ohio St. (12-5-3) 3
Nov. 15 - 7pm	Iowa 2-1						Ohio St. 4-1	Nov. 15 - 6pm
Missouri St. (13-4-3)	Nov. 22 - 7pm							James Madison (12-3-5)
	Iowa 1-0			North Carolina 3-0		Ohio St. 2-1	Nov. 22 - 2pm	
Fairfield (18-2-1)								FIU (13-4-2)
Nov. 16 - Noon	Georgetown 3-0						Auburn 4-1	Nov. 15 - 7pm
6 *Georgetown (12-3-4)								*Auburn (12-3-4) 6
	Nov. 24 - 9pm	Virginia Tech 1-0				Wake Forest 1-0		
7 *Virginia Tech (11-5-3)							Nov. 24 - 2pm	*Georgia (8-6-6) 7
Nov. 15 - 7pm	Virginia Tech 2-1							Nov. 15 - 4:30pm
Tennessee (9-6-4)	Nov. 22 - 10pm						Colorado 3-2	Colorado (11-4-5)
	Virginia Tech 2-1							
California Baptist (10-6-3)							Nov. 22 - 6pm	Morehead St. (9-7-6)
Nov. 15 - 9pm	*UCLA 2-1 (2OT)					Wake Forest 3-1		Nov. 15 - 6pm
2 *UCLA (16-3-3)							*Wake Forest 4-0	*Wake Forest (12-3-3) 2
			Semifinal		Semifinal			
2 *North Carolina (16-5-0)			WakeMed Soccer Park		WakeMed Soccer Park			*Arkansas (14-2-2) 2
Nov. 15 - 6pm	*North Carolina 8-0		Cary, North Carolina	North Carolina 1-0	Cary, North Carolina		*Arkansas 4-0	Nov. 15 - 7:30pm
USC Upstate (10-4-4)	Nov. 22 - 4:30pm		30 min. following first semifinal		5 p.m. EST			Oklahoma St. (14-4-3)
	North Carolina 1-0		ESPNU		ESPNU	Arkansas 1-0	Nov. 22 - 7:30pm	
Santa Clara (12-3-4)								California (12-5-2)
Nov. 15 - 8pm	Santa Clara 1-0						California 2-1 (2OT)	Nov. 16 - 3pm
7 *BYU (9-6-5)								*Pepperdine (12-3-5) 7
	Nov. 24 - 5pm	*North Carolina 3-0				*Stanford 1-1 (4-2 PK)		
6 *Minnesota (12-4-3)							Nov. 24 - 7pm	*Rutgers (11-4-5) 6
Nov. 15 - 7pm	Minnesota 2-0							Nov. 16 - 5pm
South Dakota St. (15-4-2)	Nov. 22 - 2pm						UConn 2-1	UConn (13-4-4)
	Minnesota 2-1			Wake Forest 1-0		Stanford 2-1	Nov. 22 - 4pm	
East Carolina (10-3-7)								UC Santa Barbara (8-5-9)
Nov. 15 - 6pm	South Carolina 6-0						Stanford 5-0	Nov. 15 - 9pm
3 *South Carolina (10-3-7)								*Stanford (13-4-1) 3
		Nov. 29 - 6pm	North Carolina 2-1 (OT)		Stanford 2-0	Nov. 29 - 5pm		
4 *Penn St. (12-6-3)								*Notre Dame (11-3-4) 4
Nov. 16 - 6pm	Penn St. 8-1						Notre Dame 5-1	Nov. 15 - 7pm
Stony Brook (14-3-3)	Nov. 22 - 2pm							Milwaukee (12-6-2)
	Penn St. 1-0					Notre Dame 3-1	Nov. 22 - 3:30pm	
SFA (14-3-2)								West Virginia (12-5-2)
Nov. 15 - 8pm	TCU 1-0						Kentucky 1-1 (4-2 PK)	Nov. 15 - 7pm
5 *TCU (16-3-2)								*Kentucky (11-4-4) 5
	Nov. 24 - 5:30pm	Penn St. 3-1				Notre Dame 2-0		
8 *Vanderbilt (9-3-6)							Nov. 24 - 6pm	*Utah St. (18-1-4) 8
Nov. 15 - 8pm	Vanderbilt 4-1							Nov. 15 - 4pm
Lipscomb (14-3-4)	Nov. 22 - 5:30pm						Washington 0-0 (3-1 PK)	Washington (10-6-3)
	Vanderbilt 3-3 (4-3 PK)					Mississippi St. 1-0	Nov. 22 - 7pm	
Samford (12-6-3)								Southern U. (8-9-3)
Nov. 15 - 5pm	*Florida St. 8-0						*Mississippi St. 7-0	Nov. 16 - 6pm
1 *Florida St. (14-2-3)								*Mississippi St. (17-2-0) 1

NATIONAL CHAMPION

*Host institution for preliminary round games.
All game times are Eastern standard time.
Order of semifinal games determined after quarterfinal round games are completed.
Second semifinal game will begin 30 minutes after conclusion of first game.

© 2024 National Collegiate Athletic Association. No commercial use without the NCAA's written permission.
The NCAA opposes all forms of sports wagering.