

reporting & analytics



understand your customers behaviors & trends

live dashboards, historical reports and heat maps that are easy to understand at the click of a button to help manage your parking facility using accurate data.



your data your way

at the office? out for lunch? on vacation? access your data from the cloud with any internet connected device; anywhere in the world.



data-driven business

drive business growth with customer behavior and trend data from your parking facility.



the highest level of data security

eliminate threats and downtime by giving your data the best protection with SSL encryption and storage across multiple cloud-based servers.

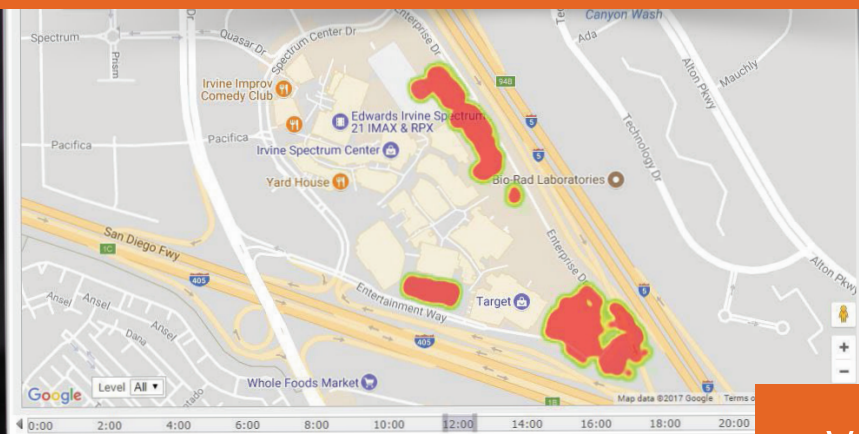


remove clunky on-site server rooms

all data and software is cloud-based means your valuable space isn't filled with on-site servers.

unlock a world of customer behavior trends about how visitors are interacting with your parking facility

easy to use live dashboards, historical reports, and heat maps at the click of a button. give insights which drive your business growth and change the way you think about parking.



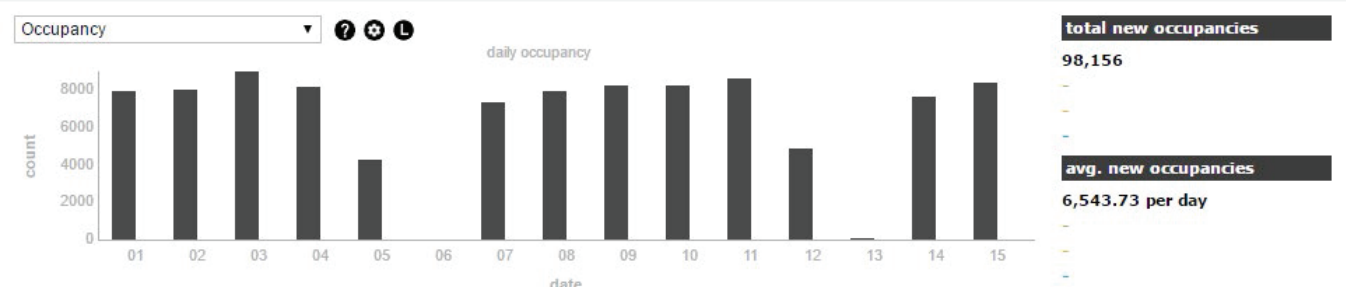
your data, your way

data-driven decisions

reporting & analytics

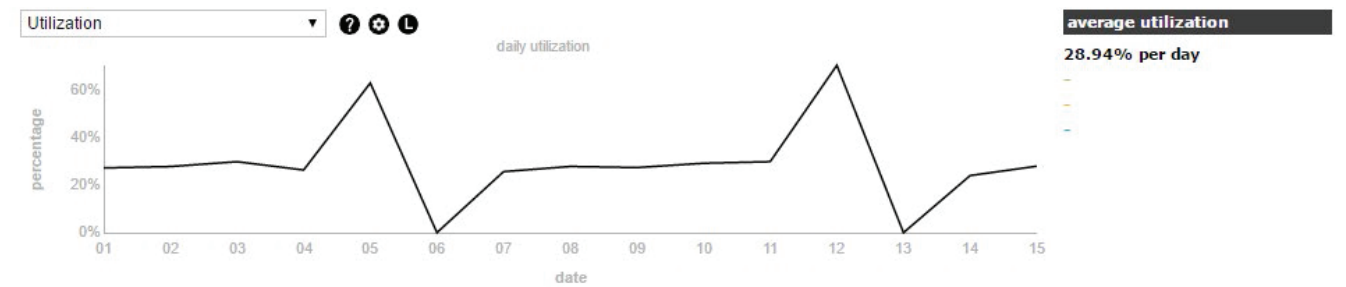
beautiful software

here are some examples of the reports available from the frogparking cloud-based software



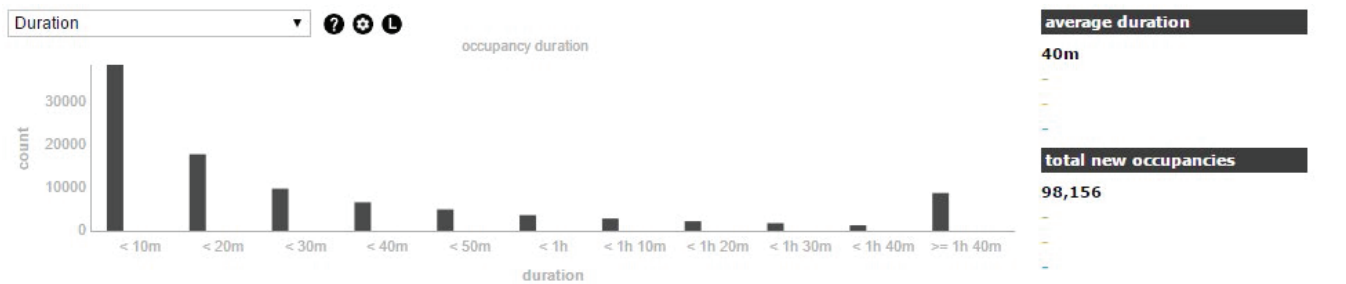
occupancy

the occupancy report shows a total count of people parking in the facility. Total occupancies in this time and date scale are shown on the right and by graph, sorted into dates, along with an average of new occupancies.



utilization

the utilization report shows the percentage of parking time used, versus the total available minutes of a parking space.



duration

accurately shows how many vehicles parked for each time bracket.



turnover

showing the average number of times each selected space has had a vehicle transition.