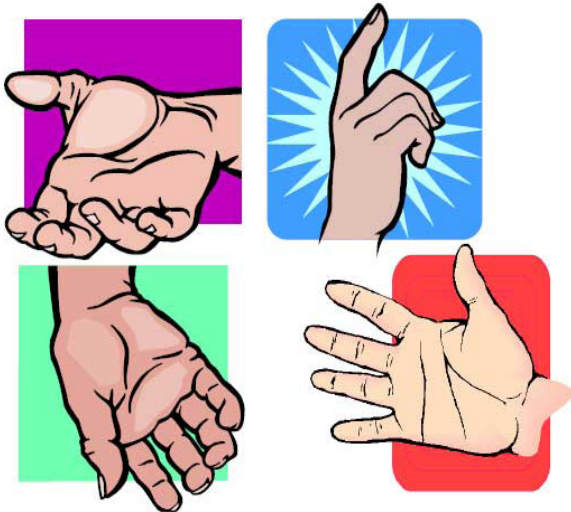


Helping Hands or Hurting Hands?

A scoring method for your review game

How can we teach young people that our actions have consequences? This original and relevant game helps you explore with kids the everyday choices they have to make. Most good or bad things we do involve our hands. So this *Helping or Hurting Hands* printable game is very apt.



Preparation.

After printing out these sheets...

- 1) Cut out the scenarios from the printed sheet. You may prefer to add or substitute some of your own ideas, to reflect the lives of the children you are working among.
- 2) Cut out the hand designs, leaving the coloured block intact.
- 3) Lightly paste a scenario onto the back of each hand design.
- 4) Laminate, or cover with sticky plastic each completed item.
- 5) Mount the items randomly onto a background and stand it where all can see the pieces.

How to Play

- 1) Ask a question on the lesson and award points for a correct answer. If a child answers correctly, they choose a “hand card” to see if they get bonus points.
- 2) If the scenario on the back of their chosen item demonstrates helping hands, they score the bonus. If it demonstrates negative actions or behaviour, discuss why, and ask for suggestions for alternative helpful behaviour.
- 3) Anyone choosing the hand which has the **Helping Hands gold star logo** scores a double bonus!
- 4) Remove from the board those hand cards which have been selected and read out. Play till all the hands have been used, or until each team has been given an equal number of questions.
- 5) Hands not used the first time may be used in a later game.
- 6) You may also add new scenarios if you play the game again on another occasion. Simply use Blu-tac to attach additional slips of paper to the back of the hands.

When to use this game

We first made this game to add a bit of zip to a review of the lesson of **Moses** - murdering an Egyptian, then helping the shepherdesses.

It would be equally useful to review **Zacchaeus** - taking money, then giving it away. You may think of other Bible lessons where this review game will emphasise a theme in your teaching.

Alternatively, it could be used without the preliminary questions in a **school assembly**, or **youth group discussion starter**.

Terms of Use

This presentation is the work of Catherine Slight and Lin Pearson, and is copyrighted*, and may be used under the following terms.

You may use our resources unaltered for the purpose of study and teaching.

They may not in any manner be sold or used to solicit “donations” from others. Nor may they be included in anything you intend to copyright, sell, offer for a fee, or make available online.



This copyright is exercised to keep our material freely available for all. If you have any questions, or wish to do something not mentioned in these conditions, please contact Catherine and Lin at freeminres@gmail.com

COPYING

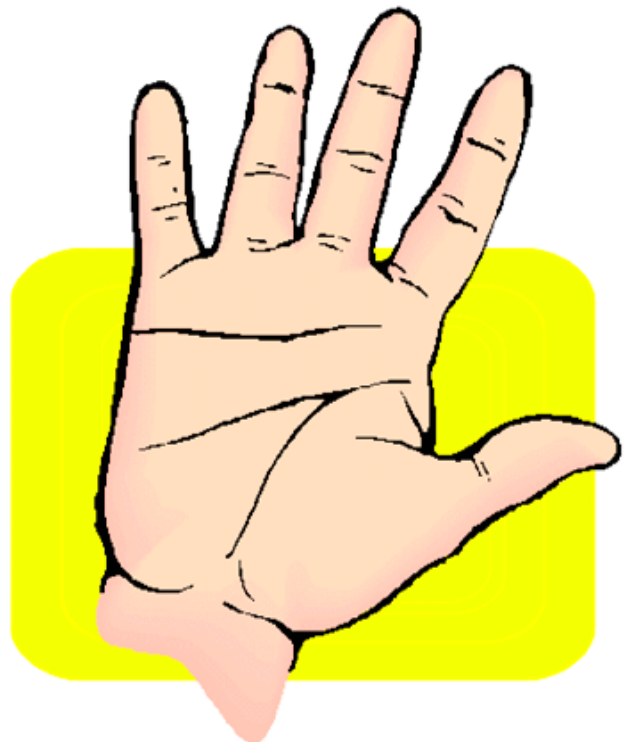

These resources are for your personal use. Please do not pass on copies to others. Instead, we would be very grateful, and it would benefit our site greatly, if you would direct people to our site at FreeMinistryResources.org, where they can download the materials for themselves. This will help the site show up better in search engines, and so enable more people to find us and have access to the free resources.


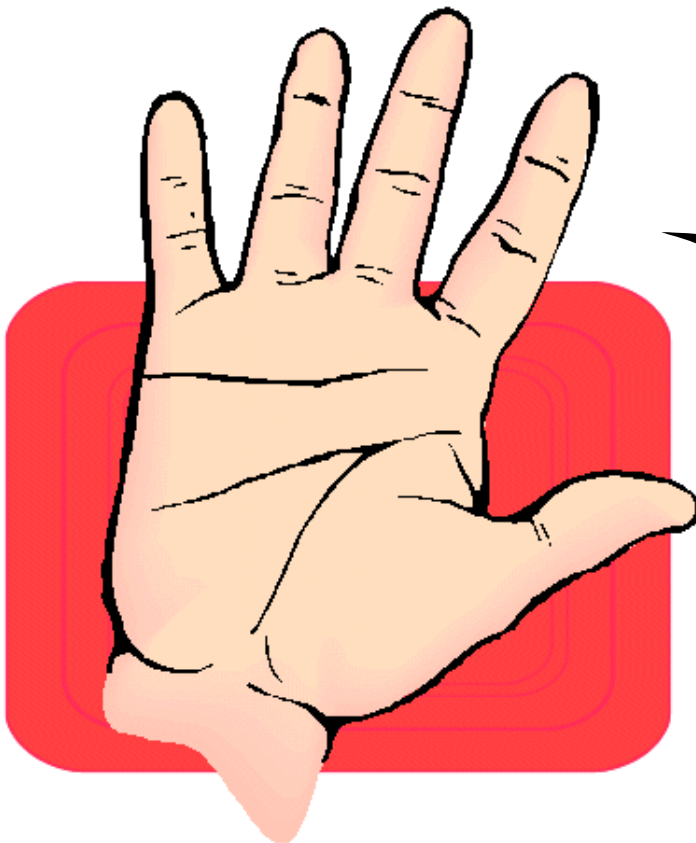


*FreeMinistryResources.org, including all its resources by Catherine Slight and Lin Pearson, is copyrighted under the following license: Creative Commons Attribution-Non-Commercial-No Derivative Works 4.0


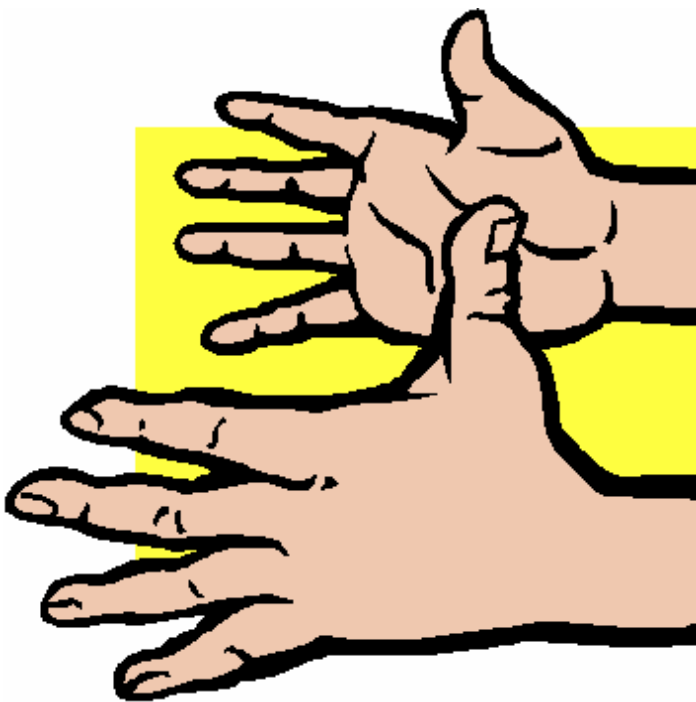
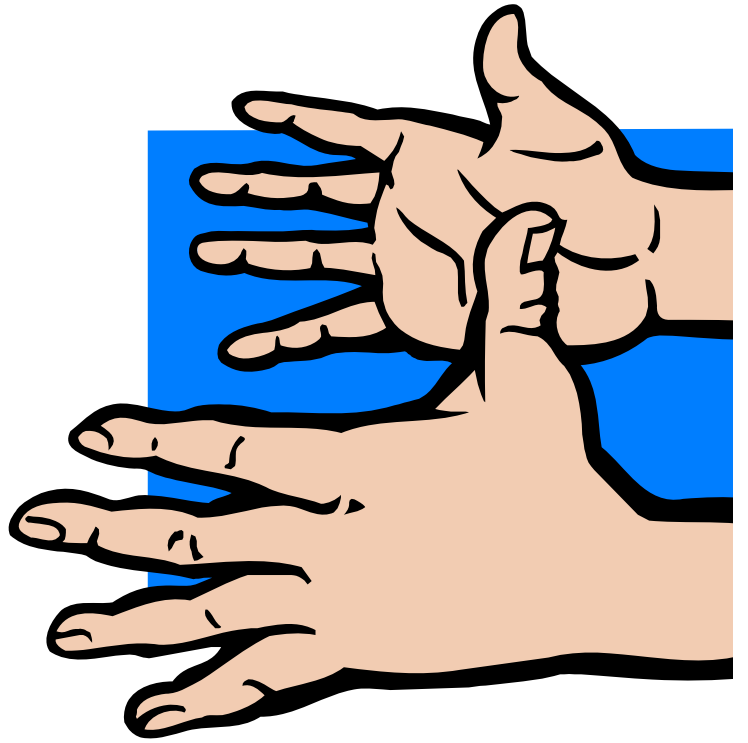
© 2018 - Catherine Slight and Lin Pearson. | FreeMinistryResources.org






Helping or Hurting Hands Review Game
© 2018 Catherine Slight and Lin Pearson
FreeMinistryResources.org









Stealing	Grabbing your favourite food at a party	Dropping litter	Pointing at someone and laughing at them
Tidying your room	Writing a thank you letter	Tidying for your teacher	Planting some flowers
Breaking down trees	Writing graffiti	Putting on a harmful video	Picking up litter
Making a gift for someone	Keeping yourself clean and tidy	Helping dad wash the car	Giving mum a hand with the washing up
Playing with your little brother or sister	Cleaning out your hamster	Walking the dog	
Poking or pinching someone	Making a rude sign	Carrying something for an old person	Doing school work as neatly as possible
Copying someone else's work	Choosing a helpful library book	Carrying some comics to a friend who needs cheering up	