


# FreeDrumLessons.com


## - Ten Stroke Roll -

#1 R R L L R R L L R L




Musical notation for exercise #1, showing a sequence of ten strokes on a five-line staff. The strokes are grouped into three measures: the first measure contains four eighth notes, the second measure contains four eighth notes, and the third measure contains two eighth notes followed by a quarter rest. Above the staff, the letters 'R' and 'L' indicate the hand used for each stroke in the sequence: R, R, L, L, R, R, L, L, R, L.

#2



Musical notation for exercise #2, showing a sequence of ten strokes on a five-line staff. The strokes are grouped into three measures: the first measure contains four eighth notes, the second measure contains four eighth notes, and the third measure contains a quarter note followed by a quarter rest. Above the staff, a small circle 'o' is positioned above the first stroke of the third measure, and a plus sign '+' is positioned above the second stroke of the third measure.

#3



Musical notation for exercise #3, showing a sequence of ten strokes on a five-line staff. The strokes are grouped into four measures: the first measure contains four eighth notes, the second measure contains four eighth notes, the third measure contains four eighth notes, and the fourth measure contains four eighth notes. Above the staff, small 'x' marks are placed above the first stroke of each of the first three measures.