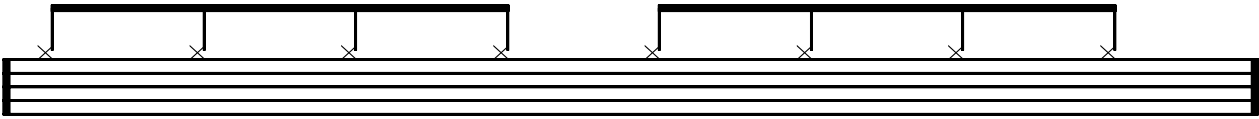


FreeDrumLessons.com

- How to Play Drums -

#1


1 and 2 and 3 and 4 and



A drum staff with four lines. Above the staff, there are two groups of four strokes each. The first group is a continuous line with four 'x' marks at the top, representing a continuous cymbal or snare roll. The second group is also a continuous line with four 'x' marks. The strokes are evenly spaced across the four measures of each group.

#2

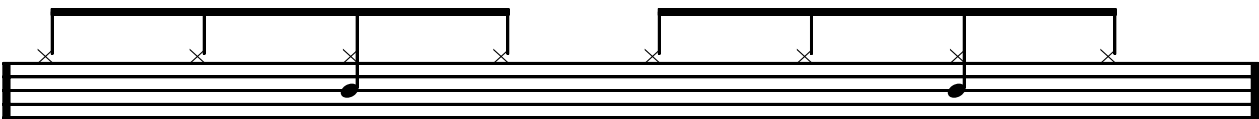
1 and 2 and 3 and 4 and



A drum staff with four lines. Above the staff, there are two groups of four strokes each, similar to exercise #1. Below the staff, there are two quarter notes: one at the beginning of the first group and one at the beginning of the second group.

#3


1 and 2 and 3 and 4 and



A drum staff with four lines. Above the staff, there are two groups of four strokes each, similar to exercise #1. Below the staff, there are two quarter notes: one at the end of the first group and one at the end of the second group.

#4

1 and 2 and 3 and 4 and



A drum staff with four lines. Above the staff, there are two groups of four strokes each, similar to exercise #1. Below the staff, there are three quarter notes: one at the beginning of the first group, one at the end of the first group, and one at the end of the second group.