



THE FOURSQUARE CHURCH



ANNUAL REPORT 2025

Table of Contents

Our Target + Priorities 3
The U.S. Foursquare Church 6
Foursquare Disaster Relief 16
Foursquare Missions International 17
Financial Report 19
Acronym Definitions 23

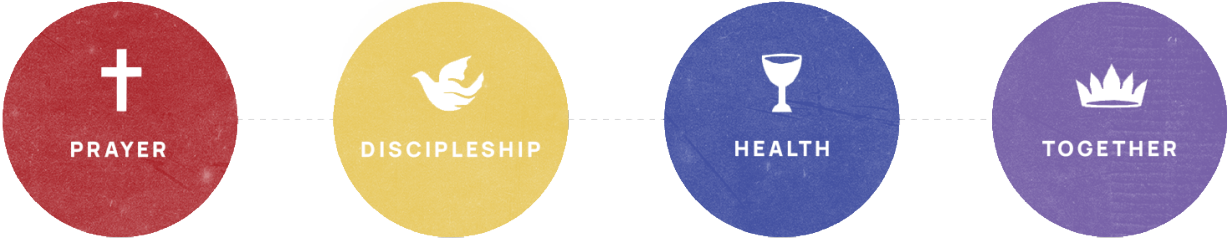
This report fulfills Article 5.3.B of the Bylaws of The Foursquare Church

At each regular convention, official business reports shall be received from the following: president, treasurer, general supervisor, director of missions, committees whose reports require corporate action, and individuals giving cabinet-recommended reports.

Our Four Priorities

Prayer, Discipleship, Health, Together

The Four Priorities were built on the momentum of Reimagine Foursquare and the stewardship for where we're headed, together. Together aligns our mission, recognizes our realities, and rallies us to more disciples and leaders.



Prayer:

Prayer is about spiritual vitality, hearing God's voice, birthing and sustaining ministry, spiritual warfare, miraculous ministry, and being people of His presence. Jesus was preeminently a person of prayer, and we want to follow His example and to fulfill the declaration, "for my house will be called a house of prayer for all nations." (Isaiah 56:7b).

Discipleship:

As the Four-Stage Model illustrates, church planting and missionary movements are the result of prioritizing discipleship and leadership development. Our missiology is a wheel that only turns when all four parts are in continual motion. The Holy Spirit is calling the church back to its mission of making disciples. And that will require all of us to create relational contexts for rising generations of leaders, giving them access to equipping, mentoring and opportunity.

Health:

This priority sets Foursquare's sights on continued organizational and leadership health. As President Randy Remington shared, "We want our inner life to be congruent with our outer life. We want to walk in the light as He is in the light, and we want to lead from a place of being transformed into His likeness."

Together:

The priority of Together is beyond organizational and operational. It's a relational and collaborative expression of what it means to be and bring the kingdom on earth as it is in heaven. As President Randy stated: "Biblically speaking, unity isn't the absence of conflict but the presence of a reconciling spirit continually at work."

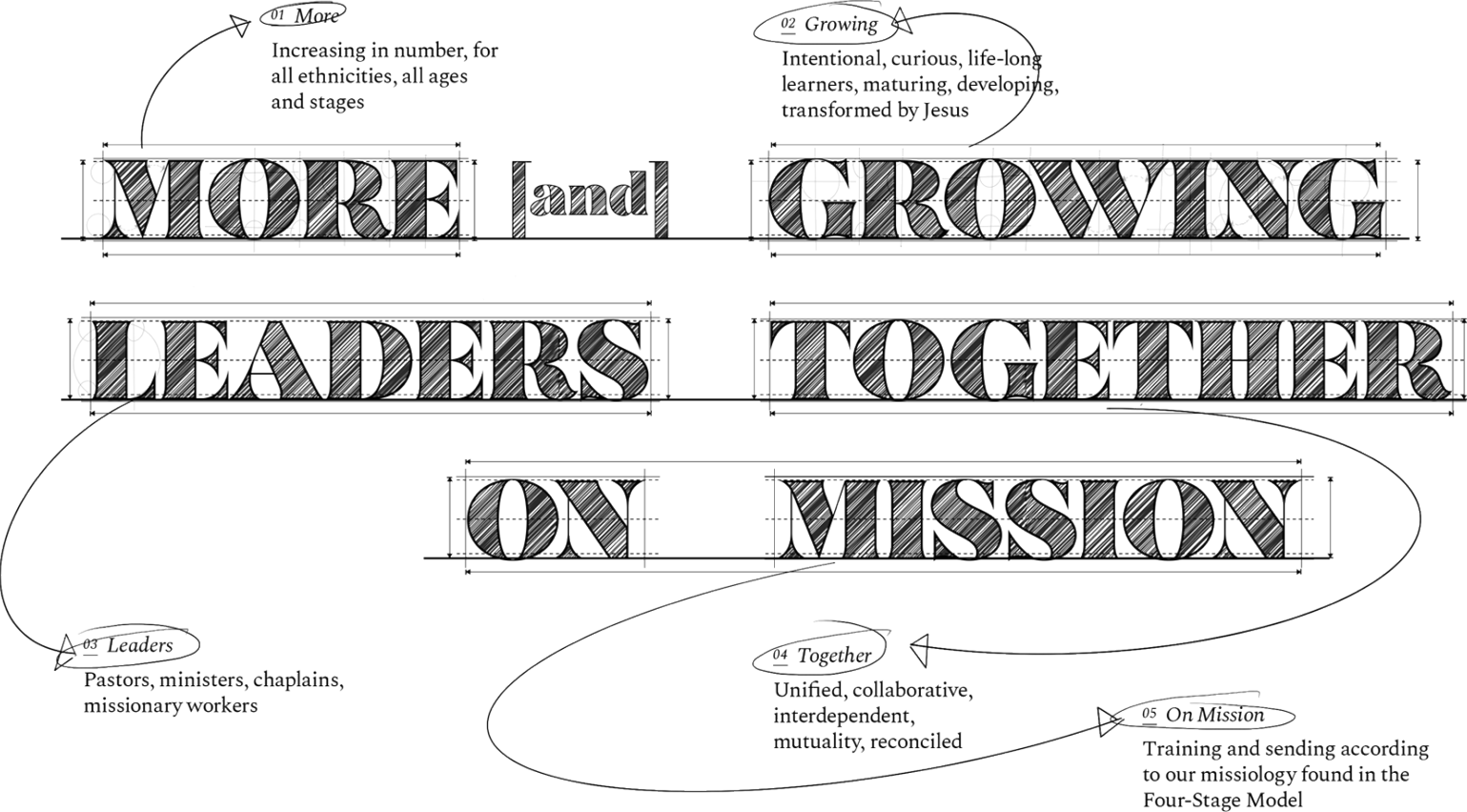
Our Target

More and growing leaders, together on mission.

We are pastors, leaders, chaplains, missionary workers, congregations, and communities who are the hands and feet of Jesus (Isaiah 52:7) sacrificially serving all who need the Good Shepherd (John 10). Jesus had compassion on the harassed and helpless, which led to his prayer for more workers to be a part of the harvest (Matthew 9:35-38).

Our target of “More and growing leaders together on mission” is a response to the Great Commission and an invitation for all of us to intentionally train and send leaders, together.

Our target, defined:



Prophetic Imperatives

During the second term of President Randy Remington, The Foursquare Church is focusing on the three Prophetic Imperatives: Pursuing His Presence, Passing the Flame and Possessing the Land.



Pursuing His Presence

We are spiritual people who live in the fullness of His presence, where we find joy, transformation and empowerment for mission. If we lose the fervency of first love, we will lose the life that births the fruitfulness we desire to continue. Our Pentecostal identity is unto mission (Acts 1:8), and our passion for knowing, listening, obeying and trusting Him is rooted in a corporate commitment to walking in the fullness of His power and in the light of His glory. His empowering presence among us is non-negotiable.

Passing the Flame

We are called to raise up and empower every generation—identifying, equipping and releasing leaders to carry the mission forward. We all have a torch to carry, but the flame is continually being passed with intentionality and mutuality from generation to generation.

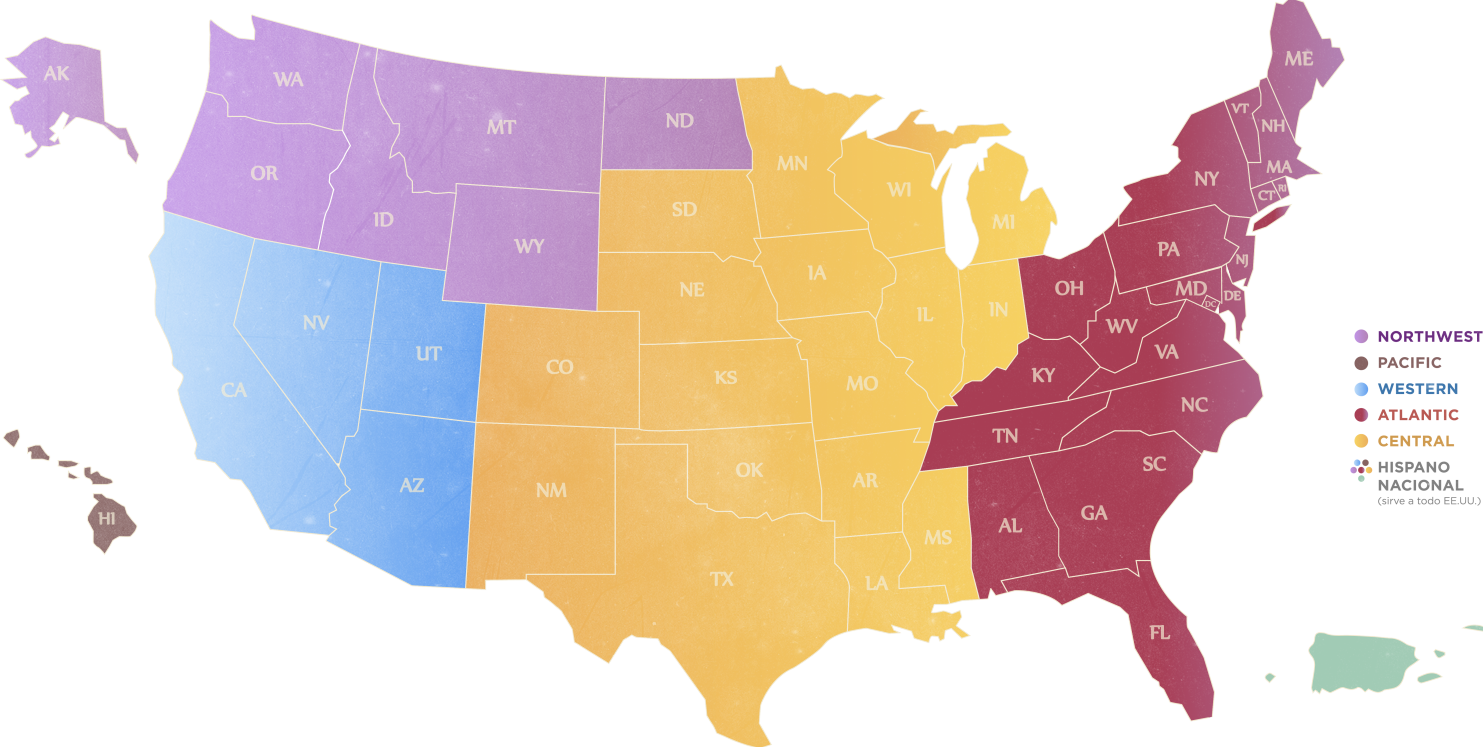
Possessing the Land

With faith and courage, we enter into God's promises, push back darkness and advance His kingdom in every place He calls us. This is a season of multiplication and expansion as we purposefully reach more people, spaces and places.

To further unpack the Prophetic Imperatives, [watch President Randy Remington's talk from Foursquare Connection 2025.](#)

U.S. Foursquare Church

* serving 50 states + Puerto Rico through 6 district teams



Foursquare churches in the U.S. are organized regionally into six districts. Each district has a team devoted to strengthening the Foursquare churches and leaders in their respective local communities through training, care, resourcing and partnership. All district staff are part of the distributed One Team working together to serve and grow our local leaders.

Foursquare Districts + Supervisors

NATIONAL HISPANIC DISTRICT



MARTÍN RUARTE
District Supervisor



ROLANDO CORTES
Associate Supervisor



MARYSOL RAMOS
Associate Supervisor



DENNY TRUETT
Associate Supervisor



CHANDA CRUTCHER
District Supervisor



DURANT KREIDER
Associate Supervisor



JAKE CORDELL
Associate Supervisor



GIL DIRMANN
Associate Supervisor

CENTRAL DISTRICT



ANTONIO SIMS
District Supervisor



BETH HACKBARTH
Associate Supervisor



ESPERANZA MORPHIS
Associate Supervisor

PACIFIC DISTRICT



SHELDON LACSINA
District Supervisor

NORTHWEST DISTRICT



STEVE MICKEL
District Supervisor



MOLLY DUQUE
Associate Supervisor



OMAR LARA
Associate Supervisor

WESTERN DISTRICT



MARK SLOMKA
District Supervisor



GRACE KLADNIK
Associate Supervisor



JOE HERNANDEZ
Associate Supervisor



KEITH JENKINS
Associate Supervisor

Church Impact by the Numbers

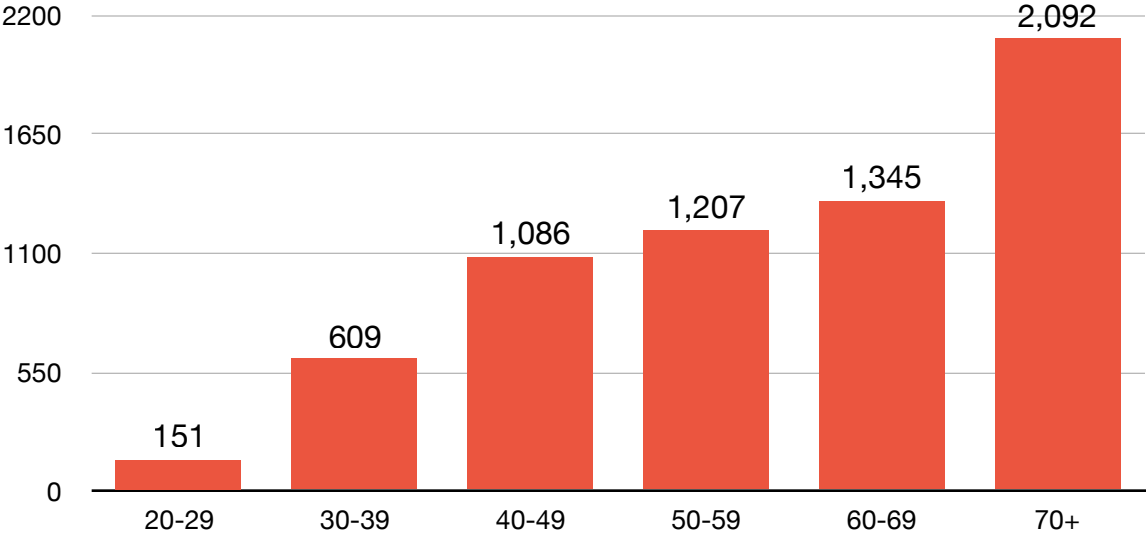
- **64,250**: Salvations (*55,164 in 2024*)
- **8,337**: Holy Spirit Baptisms (*8,705 in 2024*)
- **15,950**: Water Baptisms (*13,270 in 2024*)
- **24,282**: Healings (*24,061 in 2024*)
- **196,471**: Monthly Average Church Attendance (*190,283 in 2024*)

**Above numbers are self-reported through the Foursquare Monthly Church Report.*

Total Ministers in Foursquare

- **6,491**: Total Ministers (*6,474 in 2024*)
- **3,848** men + **2,642** women (*3,893 men + 2,581 women in 2024*)

Ages of Foursquare Credentialed Ministers



Credentials + Ordination

Leadership Pipeline Outcomes

- **521 new credentialing applications** submitted in 2025
- **322 ministers** completed the credentialing process (*252 in 2024*)
- **62% completion rate** for credentialing processes completed
- **194 ministers** were newly ordained (*219 in 2024*)

Active Credentialing Engagement

- **1,489 active applicants** in the credentialing process in 2025 (*1,940 in 2024*)
- Applicant gender distribution:
 - **52%** men (*51% in 2024*)
 - **48%** women (*44% in 2024*)

Age + Generational Representation (Newly Credentialed)

- **37%** under age **40** (*36% in 2024*)
- **65%** under age **50**

Ethnic + Cultural Diversity (Newly Credentialed)

- **25%** had a non-English primary language
- **36%** were from a nation of origin outside the U.S.
- **40%** identified as multiethnic

(Defined in the report as having a non-English preferred language, a nation of origin outside the U.S., or both)

Ethnic + Cultural Diversity (Newly Ordained)

- **31%** identified as multiethnic
- **25%** had a non-English primary language
- **25%** were from a nation of origin outside the U.S.

Gender Representation

- Newly Credentialed:
 - **52%** women
 - **48%** men
- Newly Ordained:
 - **40%** women
 - **60%** men

Multi-Ethnic Leadership Pipeline (Applicants)

- **325 multi-ethnic** applicants
- Representing **22%** of all active applicants in 2025

Multilingual Movement

- Currently serving pastors and leaders in **27** distinct preferred languages
- Work alongside **49** ethnicities + nationality groups

Senior Pastors + Co-Pastors in Foursquare

Ages	20-29	30-39	40-49	50-59	60-69	70+	Totals	2024
Male Sr Pastors	4	70	258	309	325	165	1,131	1,167
Male Co-Pastors	0	7	11	6	10	4	38	41
Male Total	4	77	269	315	335	169	1,169	1,208
Female Sr Pastors	0	12	42	42	33	32	161	151
Female Co-Pastors	1	20	76	77	51	30	255	263
Female Total	1	32	118	119	84	62	416	414
Senior Pastors	4	82	300	351	358	197	1,292	1318
Co-Pastors	1	27	87	83	61	34	293	304

Key Insights:

- **1,585** total pastors (Senior + Co-Pastors)
- **73%** male and **27%** female overall pastoral representation
- **40-59 age range** represents the largest leadership cohort
- **161 churches** led by female Senior Pastors
- **255 women** serving as Co-Pastors, indicating a strong shared-leadership presence

Foursquare Events

Overall Reach + Participation (2025)

- **Foursquare Connection 2025** total registered attendees: **3,395**
 - **2,862** adults
 - **533** NextGen participants (16%)
- **Foursquare Leader Conference (FLC)** total registrations: **5,740**
 - *Highest total since district FLCs began in 2021*

Geographic + Global Reach Through Events

- **46** countries represented at Foursquare Connection 2025
- **307** international attendees
- **47** U.S. states represented
- **48** U.S. states represented across FLC 2025 events

Diversity + Representation

- Gender (Foursquare Connection 2025):
 - **52%** female
 - **48%** male
- Credentialed Ministers Attendance (Foursquare Connection 2025):
 - **50%** credentialed
 - **50%** non-credentialed
- Multiethnic Connections (Foursquare Connection 2025):
 - **366 attendees** (*12% of adult attendees*)

Center for Spiritual Renewal + Healthy Culture

CSR West Care

- People served:
 - **141 ministers** and/or spouses served through therapeutic intensives (*156 in 2024*)
 - **100** of those served were new participants in 2025 (CSR West)

CSR East Care Delivery (Annual Totals)

- **769** individuals served through CSR East care services (*348 in 2024*)
- **901** total care appointments delivered
- **934.86** total care hours provided

Care Access Modalities (Annual)

- **468.75** in-person care hours
- **417.2** video-based care hours
- **48.91** phone-based care hours

New + Repeat Engagement

- **140** new care visits in 2025
- **761** repeat visits, indicating sustained engagement and ongoing support

Healthy Culture Oversight + Accountability

- **83** reports submitted in 2025
- Representing **63 total cases** (*some individuals had multiple reports*)
- **20 cases resolved** during the year
- **31 cases in process** at year-end
- **12 cases dismissed** or determined not to be misconduct

Key High-Level Trends (CSR East)

- Most frequently addressed care themes included:
 - Marriage stress
 - Burnout
 - Family challenges
 - Church-related stress
 - Ministry and pastoral transition

Church and Missional Congregation Openings + Closings

Includes charter, covenant, community, district, ethnic congregations, multi-site campus, pipeline covenant plant + pipeline covenant incoming.

Total Number of Churches and Congregations in 2025		2024	Opened in 2025		Closed in 2025	
Churches	1315	1339	Opened Churches	19	Closed Churches	43
Congregations	520	452	Opened Congregations	133	Closed/Registered Congregations	65
Pipeline	79	57	Pipeline	54	Pipeline	21
Chaplain	370	318	Chaplain	74	Chaplain	22
Multi-site	54	59	Multi-site	2	Multi-site	7
Ethnic	17	18	Ethnic	3	Ethnic	4
					EIN Registered	11
Total Number of Churches + Congregations	1,835	1,791	Number of Churches + Congregations Opened in 2025	152	Number of Churches + Congregations Closed in 2025	108

Multiply

Church Planting + New Works in 2025

- **29 planting teams launched in 2025** across two Multiply cohorts (*143 new works currently being served*)
- **11 new EIN-registered and board-approved entities** established in 2025 (*7 in 2024*)
- **15 new works** actively in the Foursquare Covenant Process in 2025
- **36 new works** have hit Tier 1 or 2 Funding Commitments to date

Leaders Engaged

- **178 total planters and co-planters** actively engaged with Multiply (*159 in 2024*)
- **39.9%** female leaders (*71 women*)
- **26 nationalities** represented among leaders
- **54.5%** of leaders are immigrants (*97 of 178*)

Congregational Reach

- **4,823** regular attendees/congregants (*4,195 in 2024*)

Future Pipeline

- **72 leaders** currently in the Multiply pipeline (*interest, discerning, or applicant phases*)

Foursquare Chaplains International

Chaplains in the field

- Endorsed Chaplains: **375** (*357 in 2024*)
- Chaplains in the Endorsement Process: **184**
- Missional locations served by Foursquare Chaplains: **432**
- Percentage of endorsed chaplains that are women: **34%**
- Chaplains retired in 2025: **6**

Crisis + Disaster Response

- FCI chaplains were actively deployed during major **Los Angeles County wildfires in January 2025**
- Ministry focused on **first responders, evacuees, and families who lost homes**, emphasizing presence-based spiritual and emotional care

FCI Missional Reach

- Hospitals
- First Responder agencies
- Workplaces
- Schools
- Disaster and crisis settings

NextGen

NextGen Summer Camps 2025

- Number of Summer Camps: **68** (69 in 2024)
- Student Attendance: **11,131** (10,895 in 2024)
- Leader Attendance: **3,713**
- Salvations: **1,656** (2,498 in 2024)
- Rededications: **3,015** (1,665 in 2024)
- Holy Spirit Baptisms: **1,997** (2,179 in 2024)
- Water Baptisms: **118** (100 in 2024)
- Healings + Miracles: **2,926** (1,516 in 2024)
- Calls to Ministry: **1,457** (1,231 in 2024)

NexGen Mobilizers

- **29** NextGen mobilizers serving NextGen across all **6** districts

Child and Youth Protection Training

- Over **1,350** leaders trained via webinars and workshops on the new Child and Youth Protection Manual (CYPM) in three languages (English, Spanish, Portuguese).

The Cornerstone Project

- **53** churches surveyed, with 6 more planned this spring
- **48** interested churches we are still connected with
- **4** finalized resources, with 12 in development

Foursquare Disaster Relief

Global + U.S. Response Reach

- **50** disaster responses across **28** nations
- **13** U.S. responses spanning **9** states
- **57** churches mobilized for disaster response
- **1 Regional Logistics Church Site** established with a full equipped response trailer

People Served + Missional Impact

- **1,857** patients served through medical responses
- **4,364** medical provisions delivered
- **177** salvations reported during response efforts

Volunteer + Leader Mobilization

- **201** certified disaster responders
- **33** medical responders deployed internationally (*Dominican Republic, Uganda, Jamaica*)
- **43** FCI-endorsed Disaster Relief Chaplains serving alongside response teams

Training + Capacity Building

- **10** U.S. disaster response trainings
- **3** international trainings
- **224** U.S. students trained
- **69** international students trained

Financial Stewardship

- Total Revenue: **\$2,145,381**
- Total Expenditures: **\$2,199,423**
- Grant Funds Distributed: **\$1.2 million** across **244** grants
- Gifts-in-Kind: **\$271,560**
- Remaining Funds supported supplies, team mobilization, training, and operations

Unified Response with Foursquare Chaplains International

- **Los Angeles Wildfires Response** supported **21** local churches
- **4 response waves** deployed with **43** responders
- Delivered generators, sleeping equipment, connectivity, food-bank infrastructure, and crisis ministry training
- Coordinated effort between **FDR, FCI, and district leadership**, addressing both physical and emotional care

* For more details of FDR's impact in 2025, see their full [2025 Year in Review](#)

Foursquare Missions International

Global Engagement - Pray

- **1,238** monthly partners receiving text + email prayer updates
 - To receive these updates, text **prayfmi** to 213.539.2646
- **150,077** people engaged prayer posts on social media
- **4** live Global Prayer Network Calls in 2025

Financial + Church Support - Give

- 2025 Connection Offering: **\$134,287**
- Foursquare churches that support workers: **475**
 - Foursquare churches that support multiple workers: **231**
 - Worker support from Foursquare churches: **\$3,520,686**
- Individual donors that support workers: **3,618**

Church + Leader Mobilization - Partner

- **190** US pastors and leaders went on vision trips
- Key national and regional partnership gatherings hosted, including:
 - African Awareness Conference, MENACA Conference, Annual Missions Camp, Missions Pastor + Leader Symposium, and six-month Missions Leader Cohort
- Ongoing engagement through the **Macedonian Call Team**, raising awareness for unreached people groups

Global Workers + Deployment - Go

Workers + Deployment

- Total workers on the field: **436** (*406 in 2024*)
 - **304** Adults + **132** Children and Youth
- FMI workers are serving in **63** nations
- **108** workers are focused on reaching Unreached People Groups (UPG)
- **46** workers deployed in 2025 (*25 workers deployed in 2024*)
- **88** workers are currently in the deployment pipeline (*58 in 2024*)

Short-Term Missions

- Short-Term Missions Trips: **96***
- Participants: **811***
- Nations + locations visited: **49**

** Data reflects trips that registered through the FMI insurance system; additional trips occurred but are not included.*

** For more information + stories from FMI, visit their [2025 FMI Report webpage](#)*

FMI Financial Stewardship

Global Missions Fund: **\$4,381,581**

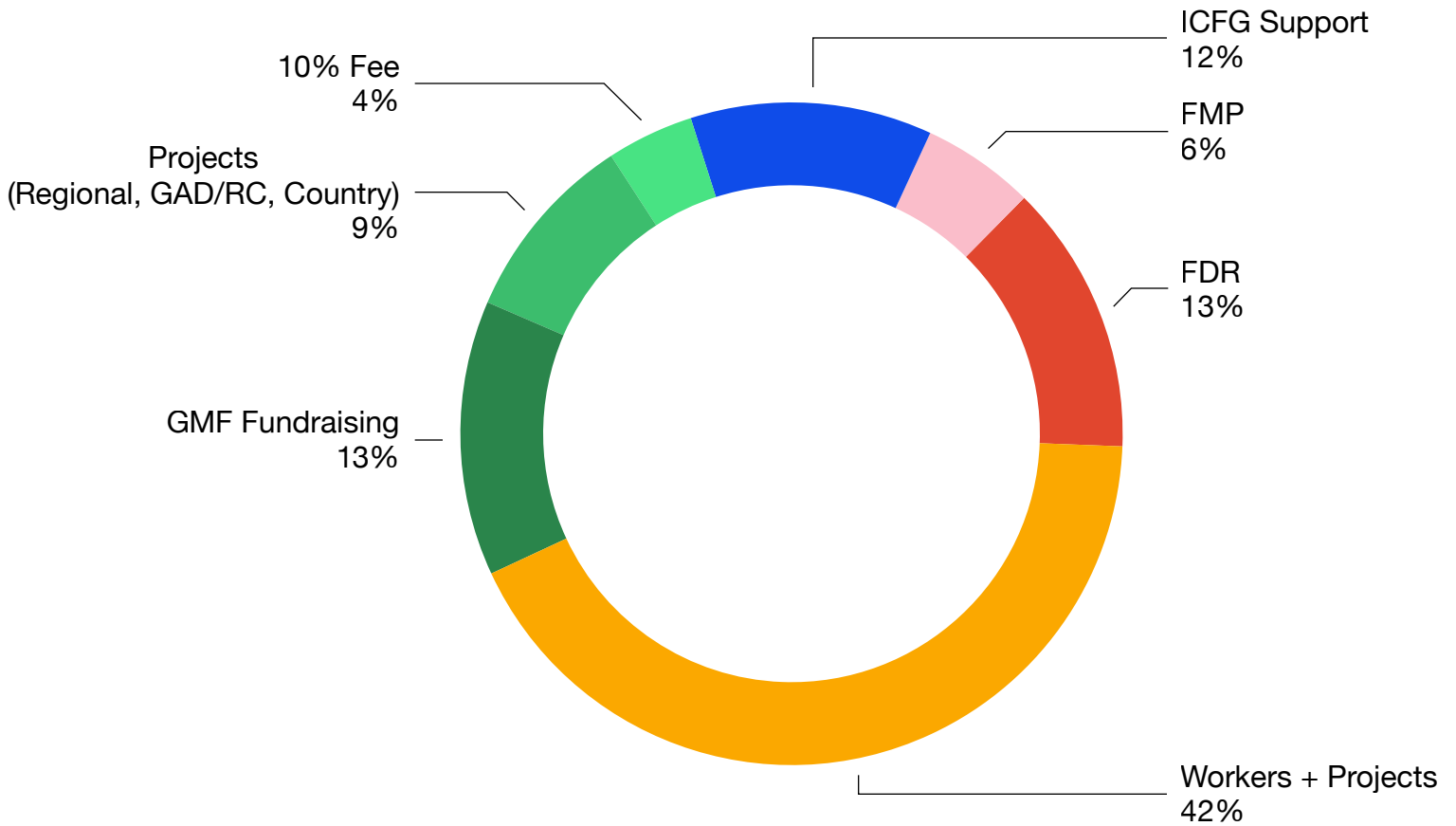
- Global Mission Fund Fundraising: \$2,177,226
- Global Area Director/Regional Coordinator Projects: \$285,153
- Regional Projects: \$260,754
- Country Projects: \$969,375
- 10% fee: \$689,073

Workers + Worker Projects: **\$6,886,638**

FMI support from ICFG: **\$1,914,715**

Foursquare Missions Press: **\$894,006**

Foursquare Disaster Relief: **\$2,143,648**



2026 Cabinet Financial Report *(unaudited)*

For the year ended December 31, 2025

Overview and Highlights

- 2024 finished with an unqualified audit with no management letter comments.
- Extension title income eclipsed **\$35M**, an all-time high.
- Investment activities resulted in a preliminary **\$38.5M** gain.
- Charter and Covenant church property transitions were just over **\$17.7M**.
- Loan workouts remain at **20%**, while delinquencies remain low at under **1%**.

Consolidated Statement of Financial Position (Balance Sheet) – *page 21*

- Cash and cash equivalents ended just shy of **\$52.7M** largely due to FFSLF position and re-class of some investment reserves from investments to cash accounts, earning similar returns.
- Decrease in Property and Equipment is due to depreciation and charter to covenant transitions.
- Other assets are comprised primarily of other trust assets and prepaid insurance premiums.
- Deferred revenue is comprised of offsetting trust liabilities and insurance billing.
- Notes payable are loans churches have with external banks and increased by over **\$11M** to just under **\$74.8M**, most of which was attributed to a single church loan.
- IFLF deposits dropped just over **\$6M** while FFSLF certificates have grown by nearly **\$12M**.
- Managed and split-interest agreements are related to FFS activities — asset and liability decreases are expected as operations wind down, expecting to complete in 2026.

Consolidated Statement of Activities (Profit + Loss) – page 22

- Contributions increased modestly from **\$47M** to approximately **\$49.6M**.
 - Extension Tithe was just over **\$35M**, exceeding our budget forecast by **~\$500K**.
 - Global Missions Fund increased from **\$3.7M** to nearly **\$4.4M**.
 - The increase in GMF was the result of the **10% fee (\$689K)**.
- Decrease year-over-year on gain of sale was due to a couple of notable loses, totaling nearly **\$7M**, which offset our typical annual gains on sale attributable to local church activity.
- Church property services expense increase was due to increased charter to covenant transitions and increased church property sales with proceeds going to debt pay down or church savings accounts.

INTERNATIONAL CHURCH OF THE FOURSQUARE GOSPEL
CONSOLIDATED STATEMENTS OF FINANCIAL POSITION
DECEMBER 31, 2025 (UNAUDITED) AND 2024 (AUDITED)

	December 31, 2025	December 31, 2024
ASSETS		
Cash and Cash Equivalents	\$ 52,690,233	\$ 40,654,029
Accounts Receivable	5,846,832	3,374,455
Notes Receivable	114,244,282	118,901,958
Investments	404,782,235	382,634,938
Investment Assets Restricted for Split Interest Agreements	6,382,939	6,057,267
Managed Investments	10,490,850	13,343,611
Property and Equipment (net of Depreciation)	636,898,836	673,339,945
Assets Held for Sale	6,902,825	7,386,647
Other Assets	7,589,964	12,845,845
	<u>\$ 1,245,828,996</u>	<u>\$ 1,258,538,695</u>
LIABILITIES AND NET ASSETS		
LIABILITIES		
Accounts Payable and Accrued Expenses	\$ 9,002,659	\$ 6,554,377
Deferred Revenue and Other Liabilities	7,566,141	11,302,468
Notes Payable	74,771,801	63,746,109
Deposits Payable	29,158,797	35,990,572
Investment Certificates Payable	65,203,762	53,728,854
Liability for Managed Investments	10,490,851	13,343,611
Liability Under Split-Interest Agreements	5,045,764	5,057,758
	<u>201,239,775</u>	<u>189,723,749</u>
NET ASSETS		
Without Donor Restrictions	1,034,904,710	1,059,114,209
With Donor Restrictions	9,684,511	9,700,737
	<u>1,044,589,221</u>	<u>1,068,814,946</u>
TOTAL NET ASSETS	<u>\$ 1,245,828,996</u>	<u>\$ 1,258,538,695</u>

Note:

Consolidated Statements includes Foursquare Financial Solutions, Inc., Foursquare Financial Solutions Loan Fund, Inc., and Anchor Insurance

INTERNATIONAL CHURCH OF THE FOURSQUARE GOSPEL
CONSOLIDATED STATEMENTS OF ACTIVITIES
FOR THE YEARS ENDED DECEMBER 31, 2025 (UNAUDITED) AND 2024 (AUDITED)

	December 31, 2025	December 31, 2024
REVENUES AND SUPPORT		
Contributions	\$ 49,639,504	\$ 47,026,191
Member Church Contributions for Loan Payments	10,206,582	11,272,869
Member Church Contributions for Properties	9,302,065	15,510,372
Investment Income	38,542,740	28,833,457
Rental Income	1,231,573	1,191,062
Fees for Services	5,327,169	4,779,198
Loan Income	9,427,489	7,030,299
Insurance Income	7,932,323	6,843,591
Gain on Sale of Property and Equipment	2,222,028	12,909,638
Other	1,279,798	1,516,101
TOTAL REVENUES AND SUPPORT	135,111,271	136,912,778
EXPENSES		
Program Services		
US Mission and Church Support	43,812,342	40,897,089
Global Mission Support	16,338,846	15,488,064
Church Property Services	65,987,819	51,807,738
Loan Services	7,626,456	7,064,312
Insurance Services	8,355,215	9,240,593
Total Program Services	142,120,678	124,497,796
General and Administrative	17,216,318	14,037,145
TOTAL EXPENSES	159,336,996	138,534,941
CHANGE IN NET ASSETS	(24,225,725)	(1,622,163)
NET ASSETS - Beginning of Year	1,068,814,946	1,070,437,109
NET ASSETS - End of Period	\$ 1,044,589,221	\$ 1,068,814,946

Note:

Consolidated Statements includes Foursquare Financial Solutions, Inc., Foursquare Financial Solutions Loan Fund, Inc., and Anchor Insurance

Acronym Definitions

Foursquare Terms

FDR - Foursquare Disaster Relief
FMI - Foursquare Missions International
FCI - Foursquare Chaplains International
FMP - Foursquare Missions Press
FFS - Foursquare Financial Solutions
FLC - Foursquare Leader Conference
ICFG - International Church of the Foursquare Gospel
GMF - Global Missions Fund
GAD - Global Associate Director
RC - Regional Coordinator
RP - Regional Pastor
AP - Area Pastor
MENACA - Middle East North Africa Central Asia
UPG - Unreached People Groups
CYPM - Child and Youth Protection Manual
CSR - Center for Spiritual Renewal
FMCR - Foursquare Monthly Church Report

Financial Terms

AOP - Annual Operating Plan
FFSLF - Foursquare Financial Solutions Loan Fund
IFLF - International Foursquare Loan Fund
FYE - For Year Ended