

Newman Medical

Employee Owned & Operated

simple ABITM with CUFF:LINKTM

Diagnose Arterial Disease
Primary Care to Interventionalist

PC familiarity and push button control make diagnosis quick
and accurate - while meeting CPT requirements

Even easier to use with Integrated Doppler



New
CL2.0

Scan Me
to view our line of ABI Systems



SIMPLE | INTUITIVE | EFFECTIVE

Reimbursable systems for the Diagnosis of PAD

Fast & Accurate Diagnosis

Financially beneficial in any healthcare model

ABI AND VASCULAR TESTING MADE SIMPLE

simpleABI Systems from Newman Medical make vascular testing simple and accurate. With the familiar and straightforward user interface of a PC coupled with the new automation of the simpleABI with Cuff-Link, accurate testing and reporting is fast and easy - even for those with little or no experience. Dual ankle pressures are taken with a sensitive Doppler – the required “gold standard” for vascular diagnosis.

simpleABI systems lead you through the exam by observing the report coming together on the screen – no memorization of complex menus or protocols. The Cuff-Link automates the selection of the cuffs to reduce errors and time - no moving tubes between cuffs during the exam. Simple push button remote captures pressures and waveforms to accurately diagnose Peripheral Arterial Disease according to CMS requirements.

Easy & Efficient workflow

- PC based ease of use
- Integrated Cuff-Link with color coded hoses and automated cuff selector saves time, reduce errors

Meets CMS Guidelines for Reimbursement

simpleABI Systems use an 8MHz (5MHz optional) Doppler, the required “Gold Standard” for dual artery pressure measurements.

Multiple System Options

Choose the system and test protocols to fit your practice or health organization.

Diagnosing Vascular Disease for over 30 years

Dedicated team to help with testing questions

Make ABI
as simple as



‘Push button simplicity!’ Cuff-Link remote

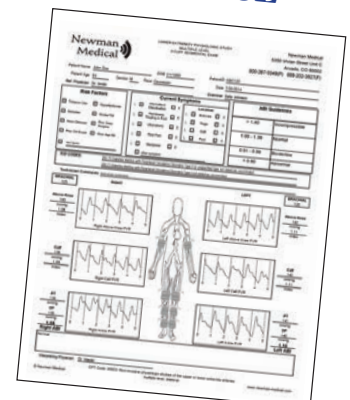


Made in the U.S.A.



Experienced Customer Service

Segmental
Exam from
ABI-500CL



It's Good Medicine

UNDIAGNOSED PAD CARRIES A 25% CHANCE OF HEART ATTACK, STROKE, AMPUTATION, OR DEATH IN 5 YEARS!

PAD IS A SERIOUS AND UNDER DIAGNOSED DISEASE

- PAD affects ~20% of patients over the age of 65
- Many ignore PAD, thinking it's arthritis or just getting old
- Most patients with PAD are asymptomatic
- Smokers, diabetics, those with coronary or carotid atherosclerosis are high risk

IMPROVE YOUR PATIENT OUTCOMES

By diagnosing PAD for your patients you may:

- Reduce their risk of mortality by **3X!**
- Reduce their risk of mortality from heart attack, or stroke by **6X!**

PAD IS SERIOUS AND COSTLY

- 1 in 4 of your patients with PAD will suffer a heart attack, stroke, amputation, or death in the next 5 years
- The average cost (2008) for initial treatment and one year follow-up after a PAD intervention was \$50,110

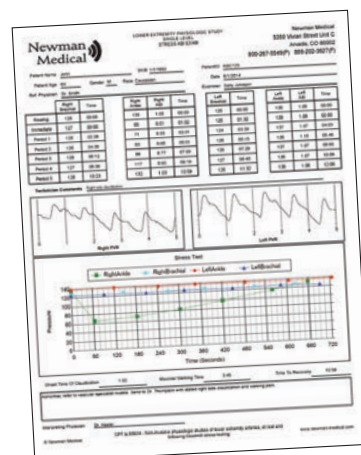
YOU CAN CHANGE THESE OUTCOMES - IT'S TIME TO TEST FOR PAD - WE MAKE IT EASY

- In-office demos and in-service available
- Experienced customer support with years of vascular knowledge
- On-line training videos available
- Upgrades add more tests to basic ABI: TBI, Segmental, ABI Stress
- Perform modern, efficient PVR based segmental tests in just minutes
- Color coded hoses and automated cuff selector save time, reduce errors



AUTOMATED STRESS SYSTEM – ABI 600CL
AUTO CUFF SELECT, AUTO INFLATE, AUTO CALCULATE

**Stress
Exam
from
ABI-600CL**



CPT CODE*	AVERAGE REIMBURSEMENT (2015)	TEST	RESULTS	APPROPRIATE SIMPLE ABI SYSTEMS
93922	\$92	Bilateral single level ABI + Waveforms	Determine if PAD is present	300, 400CL, 450CL, 500CL, 600CL
93923	\$142	Segmental – 3 or more levels	Locate region of occlusion	500CL, 600CL
93924	\$178	ABI Stress –ABI and waveforms at rest and after treadmill stress testing	Used when resting ABI is equivocal	450CL, 600CL

*Current Procedural Terminology (CPT®) copyright 2013 American Medical Association. All Rights Reserved. CPT is a registered trademark of the American Medical Association.

REIMBURSABLE VASCULAR SYSTEMS

MADE IN


THE USA

ABI-600CL


ALL STUDIES

Advanced automated system for single level, multi-level, & ABI stress studies.


 **Single Level Exams**



 **Multi Level Exams**



 **ABI Stress Exams**




ABI-500CL

SEGMENTAL STUDIES

Advanced automated system for single & multi level vascular studies.

 **Single Level Exams**



 **Multi Level Exams**




ABI-450CL


ABI STRESS STUDIES

Advanced automated system for single level & ABI stress studies.

 **Single Level Exams**



 **ABI Stress Exams**




ABI-400CL

BASIC ABI STUDIES

Advanced automated system for single level studies.

 **Single Level Exams**



 **Scan Me**
to view our line
of ABI Systems




ABI-300

MANUAL ABI STUDIES

A manual, cost effective system for basic single level studies.

 **Single Level Exams**



simpleABI systems come with appropriate hardware and cuffs for testing. Please call or see system Fact Sheets for exact specifications.

800-267-5549 | info@newman-medical.com