


STAINLESS STEEL WALL CORNER & BUMPER GUARDS



Bracket Included

WALL BUMPER GUARD

MODEL #	L	Width	Wt.
BG-48	48"	4"	13 lbs.
BG-60	60"	4"	19 lbs.

WALL CORNER GUARD

MODEL #	Length	Width	Wt.
CG-48	48"	2"	6 lbs.
CG-60	60"	2"	8 lbs.

Item #: _____ Qty #: _____

Model #: _____

Project #: _____

FEATURES:

Corner Guard: 48" long stainless steel corner guard with adhesive backing and 1/4" diameter holes on each end for easy installation.

Bumper Guard: Includes mounting bracket. Mounting bracket has 1/4" diameter holes for easy installation.

CONSTRUCTION:

One piece stainless steel with 1/4" radius on all corners.

MATERIAL:

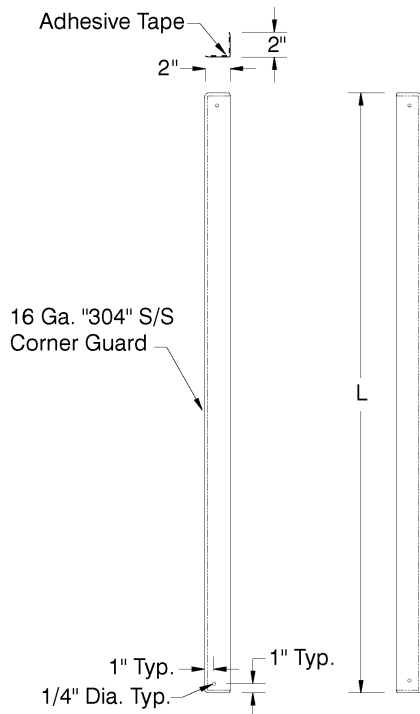
Heavy gauge "304" stainless steel.

DETAILS and SPECIFICATIONS

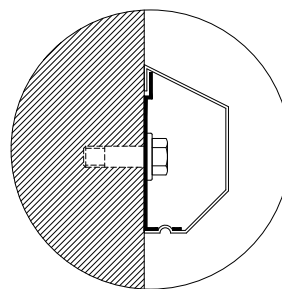
TOL ± .500"

ALL DIMENSIONS ARE TYPICAL

CG SERIES



CG SERIES



Suggested Mounting

