

ALUMINUM KEG RACKS

Item #: _____ **Qty #:** _____

Model #: _____

Project #: _____



FEATURES:

20" Wide fully adjustable shelves.

(2) Keg storage shelves with 1-3/4" square tubing welded front to back.

Top shelf with 1-3/4" square tubing welded left to right.

Top Shelf Load Rating - 15 lbs. sq. ft. evenly distributed.

Keg Shelves Load Rating - 60 lb. per sq. ft. evenly distributed load.

CONSTRUCTION:

Shelves: Fully welded 1-3/4" square tubing.

Upright Posts: 1-5/16" round heavy wall tubing with 4 plastic caps.


MATERIAL:

Extruded Aluminum Tubing & Support Pieces.

MODEL #	Overall Size L x W x H	# of Kegs Per shelf	Wt.
KR-42	42" x 20" x 76"	4	39 lbs.
KR-72	72" x 20" x 76"	8	52 lbs.
KR-80	80" x 20" x 76"	8	58 lbs.
KR-93	93" x 20" x 76"	10	64 lbs.

NOTE: Top shelf not recommended for Keg Storage.

KR-1 recommended to minimize falling kegs.
(See below)



**OPTIONAL REAR KEG STRAP
MODEL # KR-1**

FEATURES:

Prevents kegs from sliding off rear of a keg rack shelf.

CONSTRUCTION:

Fully welded 1-3/4" square tubing.

Upright Posts: 1-5/16" round heavy wall tubing.

MATERIAL:

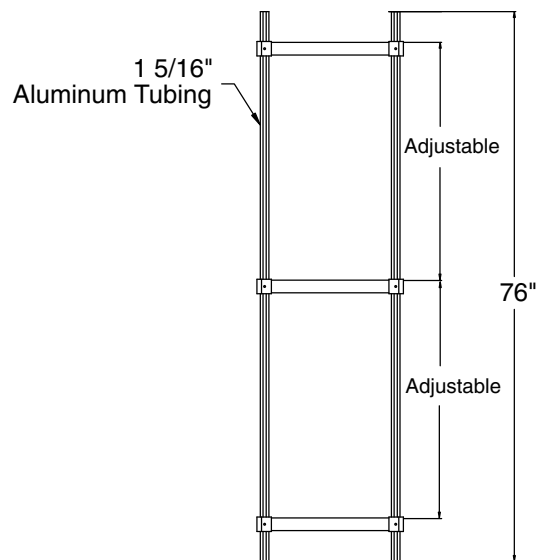

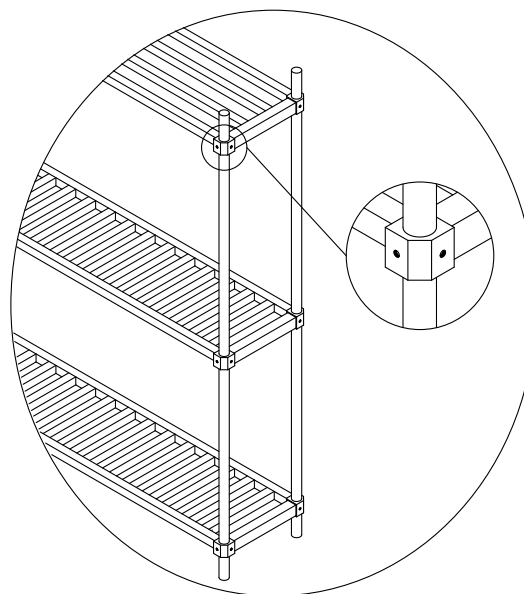
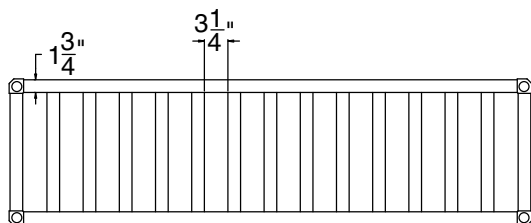
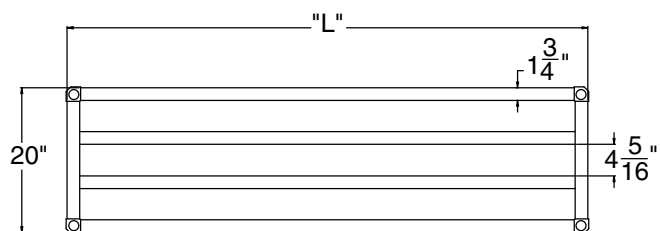
Extruded Aluminum Tubing & Support Pieces.

Accessory	Model #	Qty
Rear Strap - 42"	KR-1-42	
Rear Strap - 72"	KR-1-72	
Rear Strap - 80"	KR-1-82	
Rear Strap - 93"	KR-1-93	

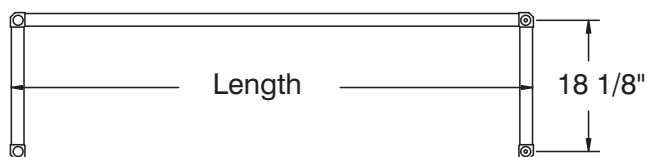
DIMENSIONS and SPECIFICATIONS

TOL $\pm .500"$

ALL DIMENSIONS ARE TYPICAL



REAR KEG RACK STRAP



MODEL #	Length	Wt.
KR-1-42	42"	10 lbs.
KR-1-72	72"	12 lbs.
KR-1-80	80"	13 lbs.
KR-1-93	93"	14 lbs.

