

HAND SINKS

UNDERMOUNT PAPER TOWEL DISPENSER with DECK MOUNTED SOAP DISPENSER



Item #: _____ **Qty #:** _____

Model #: _____

Project #: _____



7-PS-65



7-PS-88

**Keyhole Bracket for
easier installation
and greater stability.**



FEATURES:

One piece **Deep Drawn** sink bowl design.

7-PS-65 sink bowl is 10" x 14" x 5".

7-PS-88 sink bowl size is 9" x 9" x 5".

Sink bowls have a large liberal radii with a minimum dimension of 2" and are rectangular in design for increased capacity.

Keyhole wall mount bracket.

Stainless steel basket drain 1-1/2" IPS.

Specific Features:

Undermount towel dispenser with hinged towel box. Unit uses standard C-fold towels.

Deck Mounted Liquid Soap Dispenser.

Deck mounted 4" O.C. faucet chrome plated & furnished with aerator.

CONSTRUCTION:

All TIG welded.

Welded areas blended to match adjacent surfaces and to a satin finish.

Die formed Countertop Edge with a No-Drip offset.

One sheet of stainless steel - No Seams.

MATERIAL:

Heavy gauge type 304 series stainless steel.

Wall mounting bracket is Galvanized and of offset design.

All fittings are brass / chrome plated unless otherwise indicated.

MECHANICAL:

Faucet supply is 1/2" IPS male thread hot and cold.

**FOR REPLACEMENT FAUCET, DRAINS
AND ACCESSORIES
SEE PAGE B-13 & SECTION G**



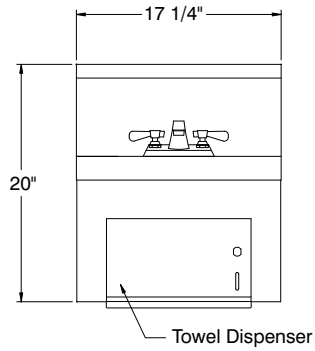
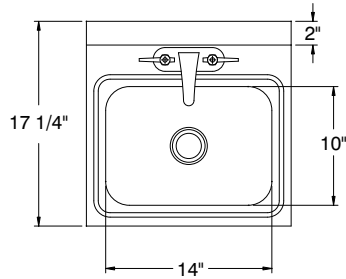
DIMENSIONS and SPECIFICATIONS

TOL Overall: $\pm .500"$ Interior: $\pm .250"$

FITTINGS SUPPLIED AS SHOWN

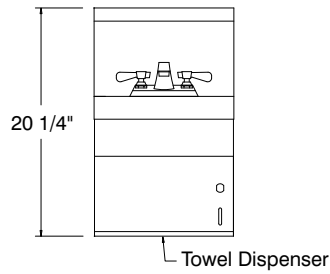
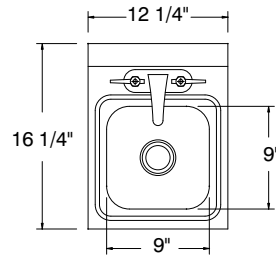
ALL DIMENSIONS ARE TYPICAL

7-PS-65



24 lbs.

7-PS-88



18 lbs.

SUGGESTED PLUMBING

