


Item #: _____ **Qty #:** _____

Model #: _____

Project #: _____

CEILING MOUNTED




Ceiling Mounted

18 Pot Hooks per unit.

Wall Mounted

18 Pot Hooks per unit.


WALL MOUNTED



L	S/S	POWDER COATED	Wt
36"	SC-36	GC-36	23 lbs.
48"	SC-48	GC-48	26 lbs.
60"	SC-60	GC-60	29 lbs.
72"	SC-72	GC-72	32 lbs.
84"	SC-84	GC-84	36 lbs.
96"	SC-96	GC-96	44 lbs.
108"	SC-108	GC-108	48 lbs.
120"	SC-120	GC-120	51 lbs.
132"	SC-132	GC-132	55 lbs.
144"	SC-144	GC-144	58 lbs.

L	S/S	POWDER COATED	Wt
36"	SW-36	GW-36	14 lbs.
48"	SW-48	GW-48	16 lbs.
60"	SW-60	GW-60	18 lbs.
72"	SW-72	GW-72	21 lbs.
84"	SW-84	GW-84	24 lbs.
96"	SW-96	GW-96	26 lbs.
108"	SW-108	GW-108	28 lbs.
120"	SW-120	GW-120	31 lbs.
132"	SW-132	GW-132	31 lbs.
144"	SW-144	GW-144	31 lbs.

Shelf with Pot Rack



SHELF with POT RACK

L	10" Wide	Wt	12" Wide	Wt	15" Wide	Wt	18" Wide	Wt
36"	PS-10-36	15 lbs.	PS-12-36	20 lbs.	PS-15-36	25 lbs.	PS-18-36	30 lbs.
48"	PS-10-48	25 lbs.	PS-12-48	30 lbs.	PS-15-48	35 lbs.	PS-18-48	40 lbs.
60"	PS-10-60	35 lbs.	PS-12-60	40 lbs.	PS-15-60	45 lbs.	PS-18-60	50 lbs.
72"	PS-10-72	45 lbs.	PS-12-72	50 lbs.	PS-15-72	55 lbs.	PS-18-72	60 lbs.
84"	PS-10-84	55 lbs.	PS-12-84	60 lbs.	PS-15-84	65 lbs.	PS-18-84	70 lbs.
96"	PS-10-96	65 lbs.	PS-12-96	70 lbs.	PS-15-96	75 lbs.	PS-18-96	80 lbs.
108"	PS-10-108	75 lbs.	PS-12-108	80 lbs.	PS-15-108	85 lbs.	PS-18-108	90 lbs.
120"	PS-10-120	85 lbs.	PS-12-120	90 lbs.	PS-15-120	95 lbs.	PS-18-120	100 lbs.
132"	PS-10-132	5 lbs.	PS-12-132	100 lbs.	PS-15-132	105 lbs.	PS-18-132	110 lbs.
144"	PS-10-144	105 lbs.	PS-12-144	110 lbs.	PS-15-144	115 lbs.	PS-18-144	120 lbs.

Units 8 ft. and larger are furnished with three (3) sets of tubing supports.

FEATURES: (Ceiling Mounted)

Ceiling suspension with chain hangers.
Optional threaded rod available.

MATERIAL:

Flat steel bar is 2" x 1/4", either stainless steel or powder coated (as specified).

Pot hooks are plated. (18 per unit)

24" long chain hangers are plated.

CONSTRUCTION:

All welded stainless steel units are blended to a satin finish.

All powder coated units are coated with FDA approved material.

FEATURES: (Wall Mounted)

Secured to wall by means of bolts through welded brackets.
(Hardware not provided)

MATERIAL:

Flat steel bar is 2" x 1/4", either stainless steel or powder coated (as specified).

Pot hooks are plated. (18 per unit)

CONSTRUCTION:

All welded stainless steel units are blended to a satin finish.

All powder coated units are coated with FDA approved material.

FEATURES: (Shelf/Pot Rack)

A dual purpose unit for shelf and utensil storage.

Secured to wall by means of bolts through welded brackets.
(Hardware not provided)

MATERIAL:

Flat stainless steel bar is 2" x 1/4".
Pot hooks are plated (18 per unit).
Type "430" stainless steel shelf.

CONSTRUCTION:

All welded stainless steel units are blended to a satin finish.

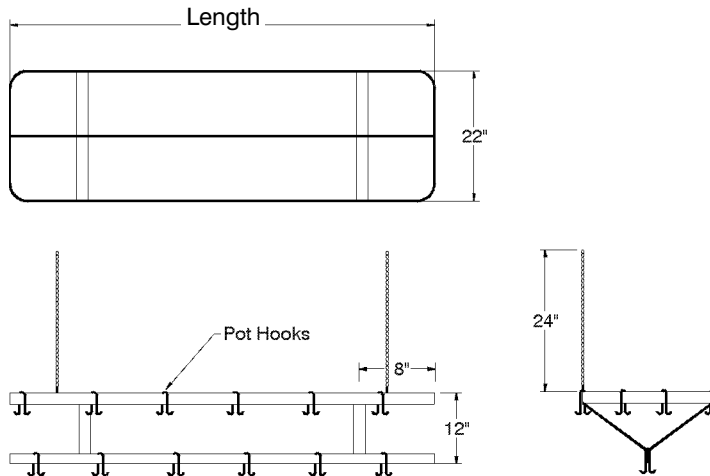
DETAILS and SPECIFICATIONS

TOL ± .500"

ALL DIMENSIONS ARE TYPICAL

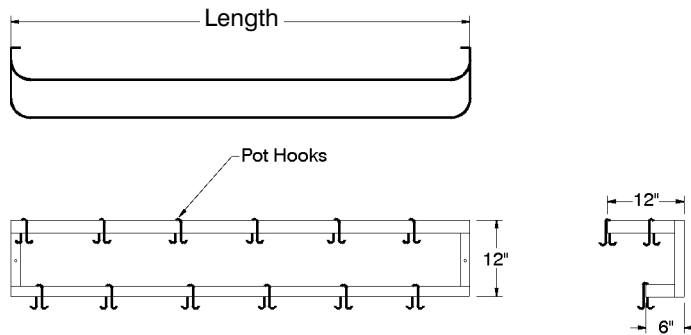
Ceiling Mounted

18 Pot Hooks per unit.



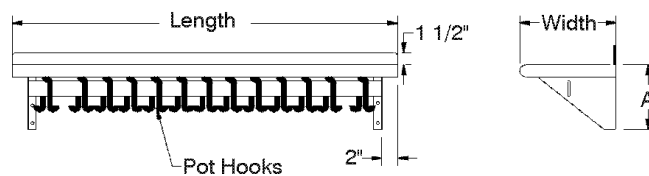
Wall Mounted

18 Pot Hooks per unit.



Shelf with Pot Rack

18 Pot Hooks per unit.



Width	A
10"	8"
12"	10"
15"	10"
18"	10"

