



## PUMPS {STAINLESS STEEL} STEAM TABLE PAN PUMPS

Models CP-1/6, CP-1/4  
CP-1/3, CP-1/2 DL

Date:

Project:

Quantity:

Item Number:



**CP-1/3 83430**



**CP-1/2 DL 83480**



THIN THICK PARTICULATE  
See category tab for details.



### Warranty

Server Products equipment is backed by a two-year limited warranty against defects in materials and workmanship. For our complete warranty statement, see our web site or contact us.

### Bid Description

Constructed of stainless steel, each condiment pump features a rugged cast valve body and welded construction. Maximum stroke yields 1 ounce (30 mL) with gauging collars supplied to reduce yield in 1/8 ounce (3.7 mL) increments. Steam table pans are not included.

The CP-1/6, 1/4, 1/3, and CP-1/2 DL pumps are designed to fit directly on the corresponding standard size steam table pan.

Tall models have a 3" (7.6 cm) taller discharge tube to fit deeper refrigeration equipment. The extra depth recesses the top of the pan 3" (7.6 cm) below the top lip of the refrigeration.

### Standard Features

Durable stainless steel construction

1 oz (30 mL) maximum portion, now adjustable in 1/8 ounce (3.7 mL) increments — allows for Portion Optimization™

Colored, engraved knobs to identify flavors are available upon request. For options, contact customer service.

### Dispenser Accessories

- ☐ 1/6-size, 6" (15.2 cm) deep pan 90089
- ☐ 1/4-size, 6" (15.2 cm) deep pan 90086
- ☐ 1/3-size, 6" (15.2 cm) deep pan 90083
- ☐ Spout-side cleaning brush 82526
- ☐ Cylinder-side cleaning brush 82049

### CAD Library

Individual CAD images can be downloaded from product pages on our web site. We are also a member of The KCL CADalog with more than 100 other manufacturers. Our complete collection of CAD files can be purchased through Kochman Consultants, Ltd. at [kclcad.com](http://kclcad.com).

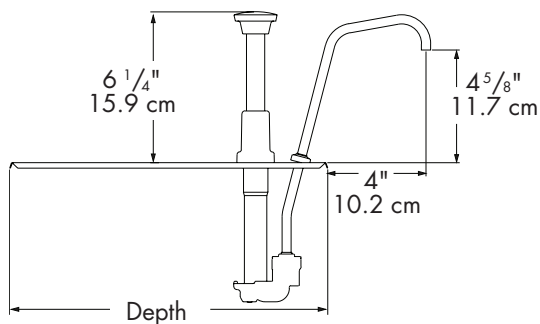
Specifications on reverse side



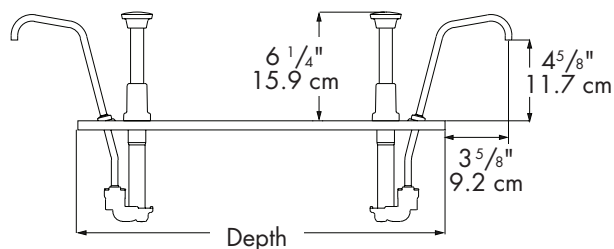
# PUMPS {STAINLESS STEEL} STEAM TABLE PAN PUMPS

Models CP-1/6, CP-1/4  
CP-1/3, CP-1/2 DL

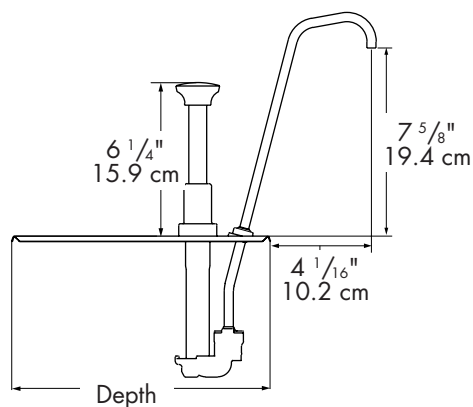
## Condiment Pumps CP-1/6 83400, CP-1/4 83420, and CP-1/3 83430



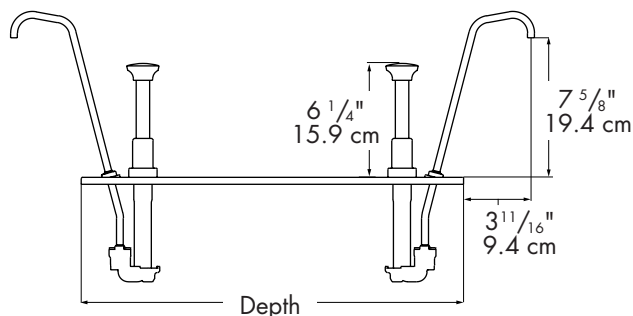
## Condiment Pump CP-1/2 Double Long 83480



## Tall Condiment Pumps CP-1/6 83433, CP-1/4 83437, and CP-1/3 83441



## Tall Double Condiment Pump CP-1/2 Double Long Tall 83447



## Specifications

Construction	Stainless steel pumps with rugged cast valve body and welded construction.			
Dimensions	Measurements are shown above pan.			
Models	CP-1/6 83400	CP-1/4 83420	CP-1/3 83430	CP-1/2 DL 83480
Capacity	2.7 qt 2.6 L	4.5 qt 4.3 L	6.1 qt 5.8 L	10 qt 9.5 L
Width in cm	6 7/16 17.5	6 5/8 16.8	7 1/8 18.1	6 9/16 16.7
Depth in cm	7 1/16 17.9	10 1/2 26.7	13 1/16 33.2	20 15/16 53.2
Weight	3 lb 1.4 kg	3 lb 1.4 kg	3 lb 1.4 kg	5 lb 2.3 kg
Tall Models	CP-1/6 TALL 83433	CP-1/4 TALL 83437	CP-1/3 TALL 83441	CP-1/2 DL 83447
Capacity	2.7 qt 2.6 L	4.5 qt 4.3 L	6.1 qt 5.8 L	10 qt 9.5 L
Width in cm	6 7/16 17.5	6 5/8 16.8	7 1/8 18.1	6 9/16 16.7
Depth in cm	7 1/16 17.9	10 1/2 26.7	13 1/16 33.2	20 15/16 53.2
Weight	3 lb 1.4 kg	3 lb 1.4 kg	3 lb 1.4 kg	5 lb 2.3 kg

FOB Richfield, Wisconsin 53076



Server Products, Inc. • P.O. Box 98 • Richfield, WI 53076 • Toll Free: 800-558-8722  
P: 262-628-5600 • F: 262-628-5110 • [spsales@server-products.com](mailto:spsales@server-products.com) • [server-products.com](http://server-products.com)

Server Products, Inc. reserves the right to modify specifications without obligation. Printed in USA

8.2009/1M Stock 02003