

A Devotional About Commitment.


Read: Colossians 3:17 NIV

DAY
1

Choose God's Way

Levi sat at his money table when Jesus said, "Follow me." Levi left his coins and followed. Living for God means choosing God's way and showing others the love of Jesus.

Circle the picture that shows one way of living for God.



LOOK for ways to live God!

DAY
2

Follow Every Day

Jesus invited Levi to follow Him. Levi left his money and started living for God. Living for God means following Him. When you wake up, ask, "God, how can I follow You today?" Maybe you pick up toys, share snacks, or tell someone, "God loves you!" When you start to make a choice, think "Would Jesus do this?" And if it's yes, go ahead and do it! Following Jesus is always the best choice. Keep up the good work and keep following.

DAY
3

Helpful Hands

Living for God shows in what you do, not just what you say. Look around your home. See a job waiting? Maybe fold blankets, feed the pet, or set forks on the table. Do it gladly, even if no one asks. One way to live for God is to start noticing needs. And you don't wait for someone else to do it.

Draw a picture of the chore you will do today. After you finish the job, put a checkmark on your drawing.

KNOW you can follow Jesus every day!

DAY
4

Shine His Love

Living for God means letting His love shine through everything you do. Think about a flashlight—when you click it on, dark places brighten up. When you choose to be kind, share, or obey, you turn on God's light for others to see. Today, pick one way to shine, maybe giving a hug or cleaning without being asked. Keep shining the love of Jesus!

"Dear God, thank You for loving me. Help my light shine for You. In Jesus' name, Amen."

Practice living for God.



Color Levi following Jesus!
Practice living for God today!

A Devotional About Commitment


Read: Psalm 105:1-2 NIV

DAY
1

Use Your Words

You can share with others about God!

Inside the speech bubble, draw or write one thing that God does.



LOOK for someone to share about God with!

DAY
2

Speak It Out

When you know something good, you want to tell other people about it! Think about what you have learned about God this week. Maybe it's about how God always listens or loves so big.

Now share it with a friend or grown-up. When you speak God's truth aloud, it sticks in your heart like strong glue and helps others hear it too. What can you share about God?

KNOW that God is so happy when you talk about Him!

DAY
3

Brave Words

Words grow stronger when you practice them, just like muscles! Think of a true fact about God. Like how God forgives, or God never leaves you. Now picture telling that truth to someone who's never heard it. Remember, you can ask the Holy Spirit to help you tell someone about God.

With a grow-up, roll paper into a megaphone. Decorate it with the words "God Loves!" Then use it to share that message with someone in your home.

DAY
4

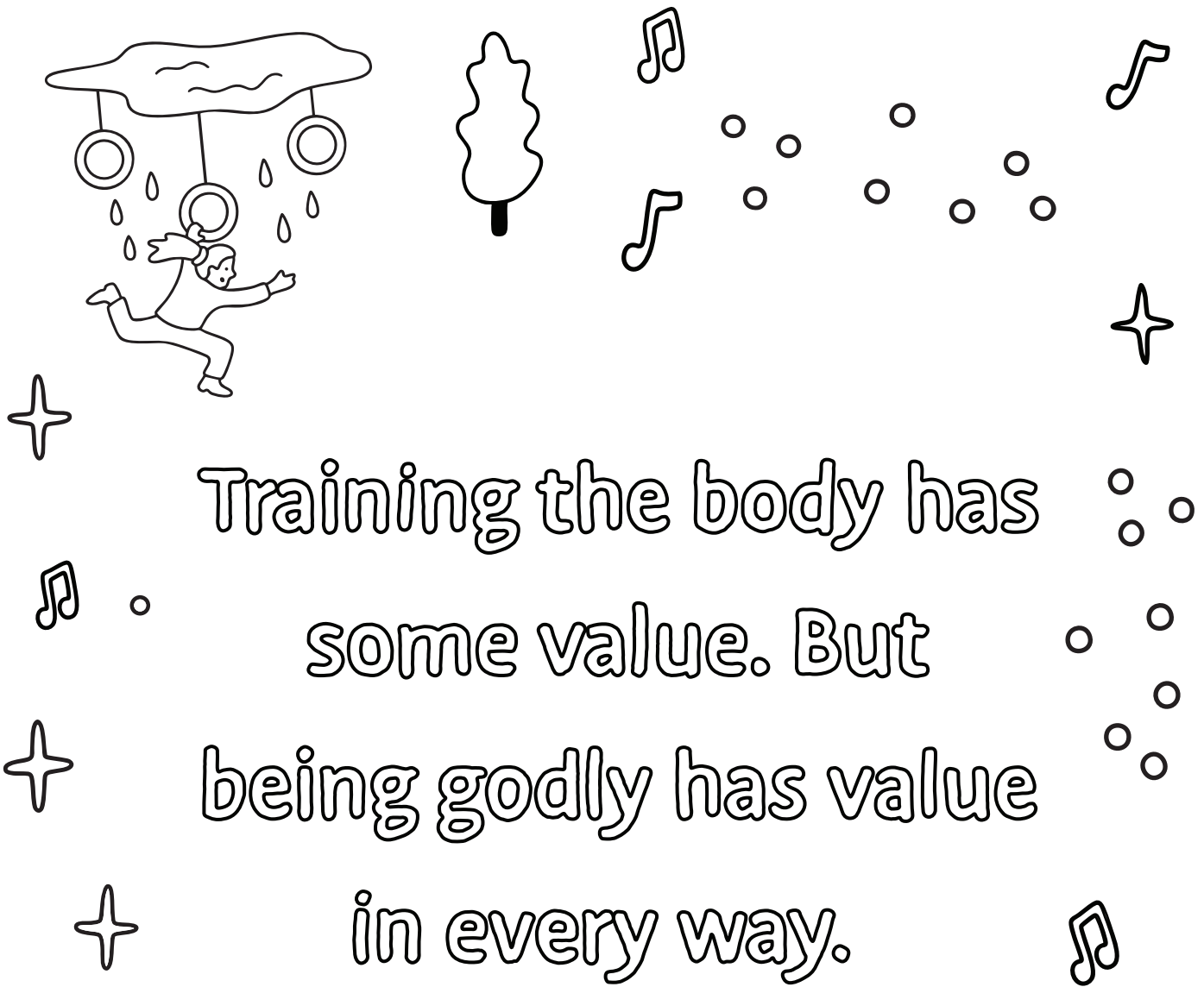
Thankful Words

All week, you've practiced talking about God. Each time you speak, it gets a little easier, like stretching a rubber band a little farther. Before the week is over, take a breath and say, "Thank You, God, for loving me and helping me speak about You."

THANK God that He teaches you.

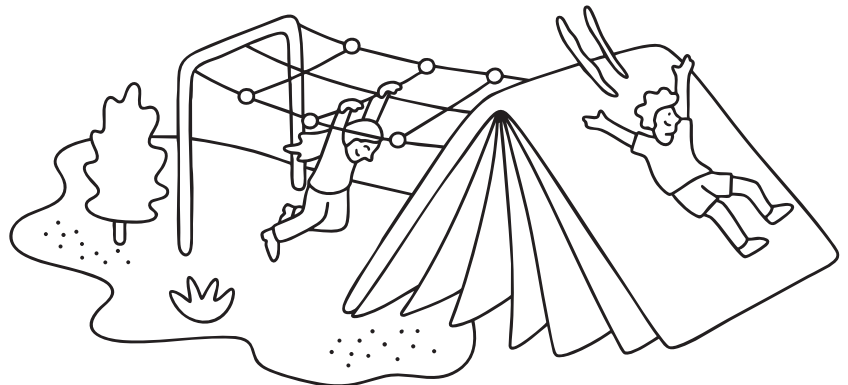

"Dear God, thank you for teaching me to talk about You. Help my words keep showing Your love. In Jesus' name, Amen."

Practice talking
about God.



Training the body has
some value. But
being godly has value
in every way.

1 Timothy 4:8, NIV



A Devotional About Commitment


Read: Luke 11:28 NlrV

DAY
1

Listen Up!

When you listen and obey, you become like the wise builder whose house stands strong. You can pause and pray: “God, speak to me, I’m listening.”

Make an arrow from the Bible to the Ear to show God speaks!



LOOK and listen to God!

DAY
2

I’m Listening

Jesus told a story about two builders. The first listened to His words and built on the rock; the second ignored them and built on sand. Imagine the wind blowing! Which house stands? When you listen to God’s words, your heart stands strong like a rock house.

Today, ask a grown-up to read Romans 12:16. Think, “What does God want me to do?” Then do it! Share, help, forgive. Each time you listen and obey, you grow wiser and stronger.

KNOW you can listen and obey!

DAY
3

Stop-Light Listening

Traffic lights help cars move; they can teach us to listen to God, too. Red means stop. So you can be still and say, “God, I’m listening.” Yellow means slow down. You can ask, “What are you telling me?” Green means go, so you can do what you heard.

Draw a traffic light. Color the lights red, yellow, and green. Beside each circle write: Stop & Listen; Slow & Think; Go & Do.

ASK God to guide you today!

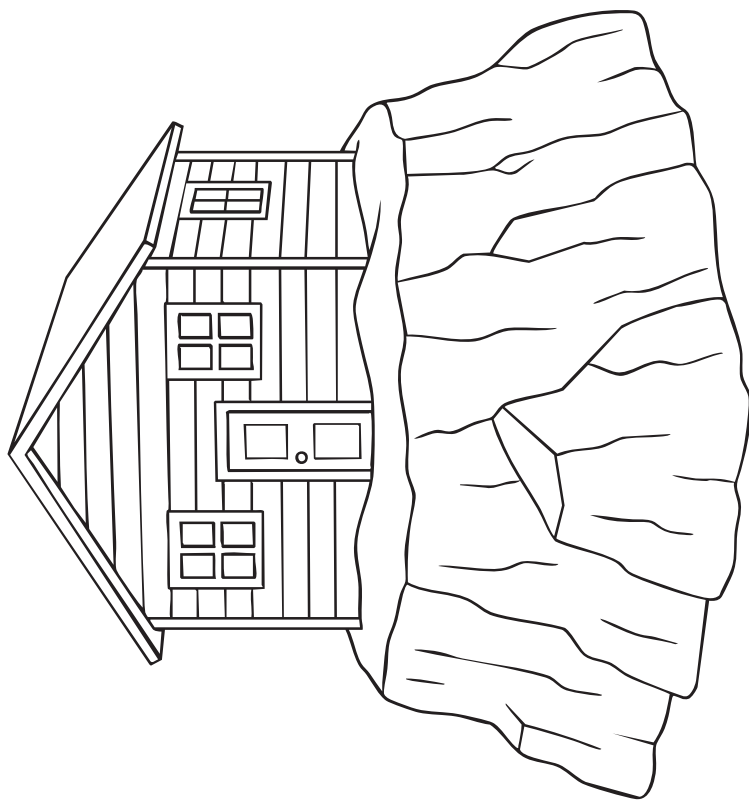
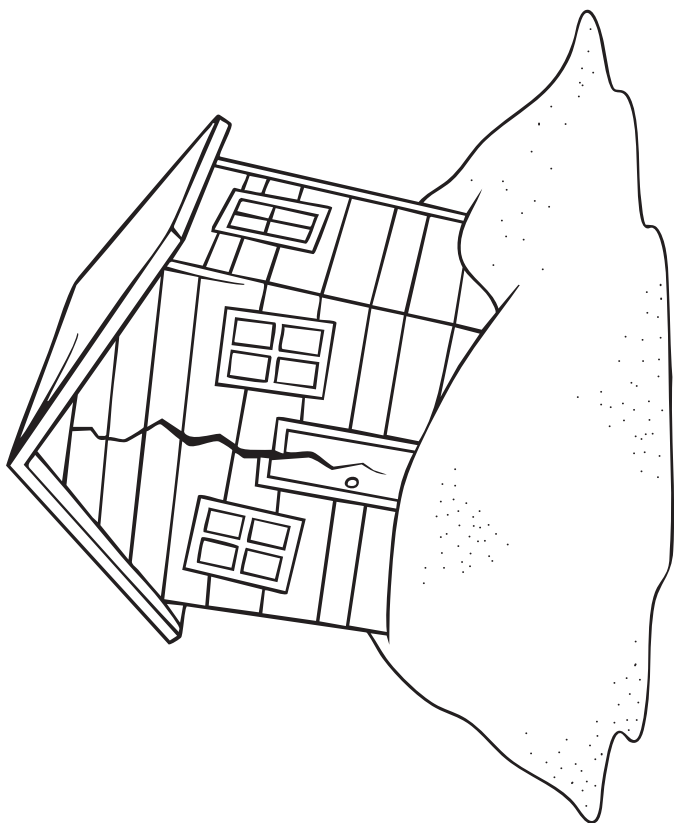
DAY
4

Follow the Shepherd’s Voice

Jesus said, “My sheep listen to my voice; I know them, and they follow me.” Think about your grown-up calling your name on the playground. You know their voice because you hear it every day. Sheep learn their shepherd’s voice the same way—by listening often. Jesus is our good Shepherd! You can know His voice when you keep talking to Him and stay close to Him.

THANK Jesus for being your good Shepherd!

Practice hearing
from God.



The wise man built his house on the rock!

Color the picture and remember to hear
from God and do what He says!


A Devotional About Commitment

Read: Philippians 4:6 NlrV

DAY
1

Talk to God

God loves hearing your voice! Prayer is simply talking to Him anytime, anywhere. Take a moment and say, "Hi, God. Thank You for loving me." You just prayed! Whenever you feel happy, worried, or curious today, you can simply talk to God. He's always listening.



LOOK for moments to talk to God!

DAY
2

Say "Amen"

Prayer is talking with God. Here are a couple of simple ways to talk to God. You could pray like Jesus! "Our Father in heaven, may Your name be honored." You can start by telling God one thing you're thankful for and one thing you need. Finish with "Amen." Amen means, so be it, basically saying let it be done! Prayer can be long or short, whispered or sung; what matters is that you are talking to God!

KNOW God hears every prayer, big or small!

DAY
3

Prayer Hand

God hears every prayer. Hold up your hand and wiggle each finger. Let each finger remind you who to pray for: thumb—family, pointer—friends, tall finger—leaders, ring finger—people who are sick or sad, pinky—you. Tell God one sentence for each finger. You can pray for these things all the time. He hears each word you say, big or small.

Trace your hand on paper. On the fingers, write FAMILY, FRIENDS, LEADERS, SICK, and ME, then decorate the page.

ASK God to love and help each person.

DAY
4


Thank-You Prayer

When someone gives you a gift, you say thanks. Prayer is the same. Close your eyes, and imagine a big present from God, His love! Say, "Thank You, God, for loving me and always hearing me." Think of one more thing you're grateful for; it could be family, sunshine, a good friend, your favorite food, and tell God "Thank You." Grateful prayers make your heart happy and remind you that God is good.

THANK You, God!

"Dear God, thank You for hearing me. Help me remember to thank You every day. In Jesus' name, Amen."

Practice praying
to God.




Pray before
you sleep



Pray for others



Pray before
learning



Pray on the go



Pray on the
playground



Pray before
your meal