

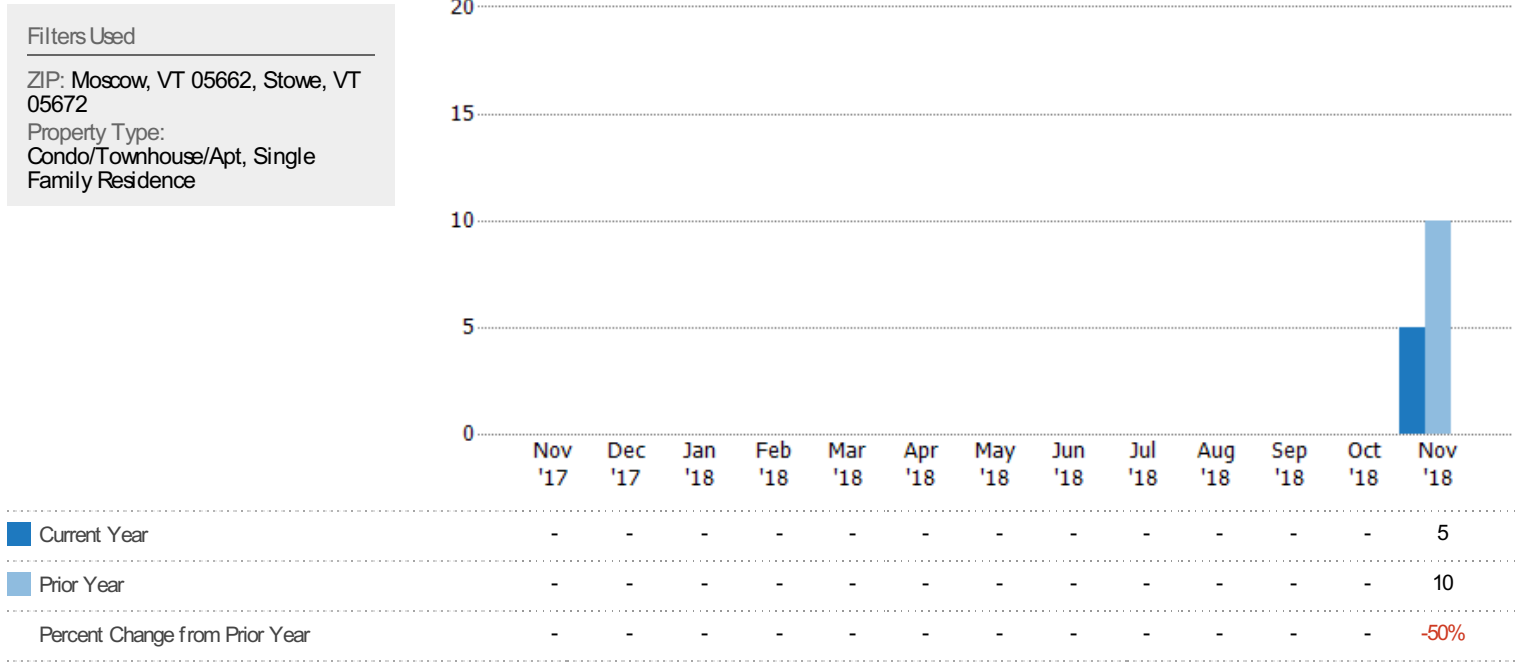
## Summary of Key Listing and Sales Metrics

A summary of the key metrics selected to be included in the report. MLS sources where licensed.

Key Metrics	Nov 2018	Nov 2017	+ / -	YTD 2018	YTD 2017	+ / -
<b>Listing Activity Charts Metrics</b>						
New Listing Count	5	10	-50%	5	10	-50%
New Listing Volume	\$2,279,000	\$5,487,000	-58.5%	\$2,279,000	\$5,487,000	-58.5%
Active Listing Count	114	-	-	N/A	N/A	
Active Listing Volume	\$88,959,250	-	-	N/A	N/A	
Average Listing Price	\$780,344	-	-	\$780,344	-	-
Median Listing Price	\$620,000	-	-	\$620,000	-	-
Median Days in RPR	144	-	-	144	-	-
Months of Inventory	-	-	-	-	16.3	-
Absorption Rate	-	-	-	-	6.14%	-
<b>Sales Activity Charts Metrics</b>						
New Pending Sales Count	12	10	+20%	12	10	+20%
New Pending Sales Volume	\$7,531,000	\$5,249,900	+43.5%	\$7,531,000	\$5,249,900	+43.5%
Pending Sales Count	12	-	-	N/A	N/A	
Pending Sales Volume	\$5,398,900	-	-	N/A	N/A	
Closed Sales Count	16	16	+/-	16	16	+/-
Closed Sales Volume	\$9,877,700	\$8,186,970	+20.7%	\$9,877,700	\$8,186,970	+20.7%
Average Sales Price	\$617,356	\$511,686	+20.7%	\$617,356	\$511,686	+20.7%
Median Sales Price	\$475,000	\$365,000	+30.1%	\$475,000	\$365,000	+30.1%

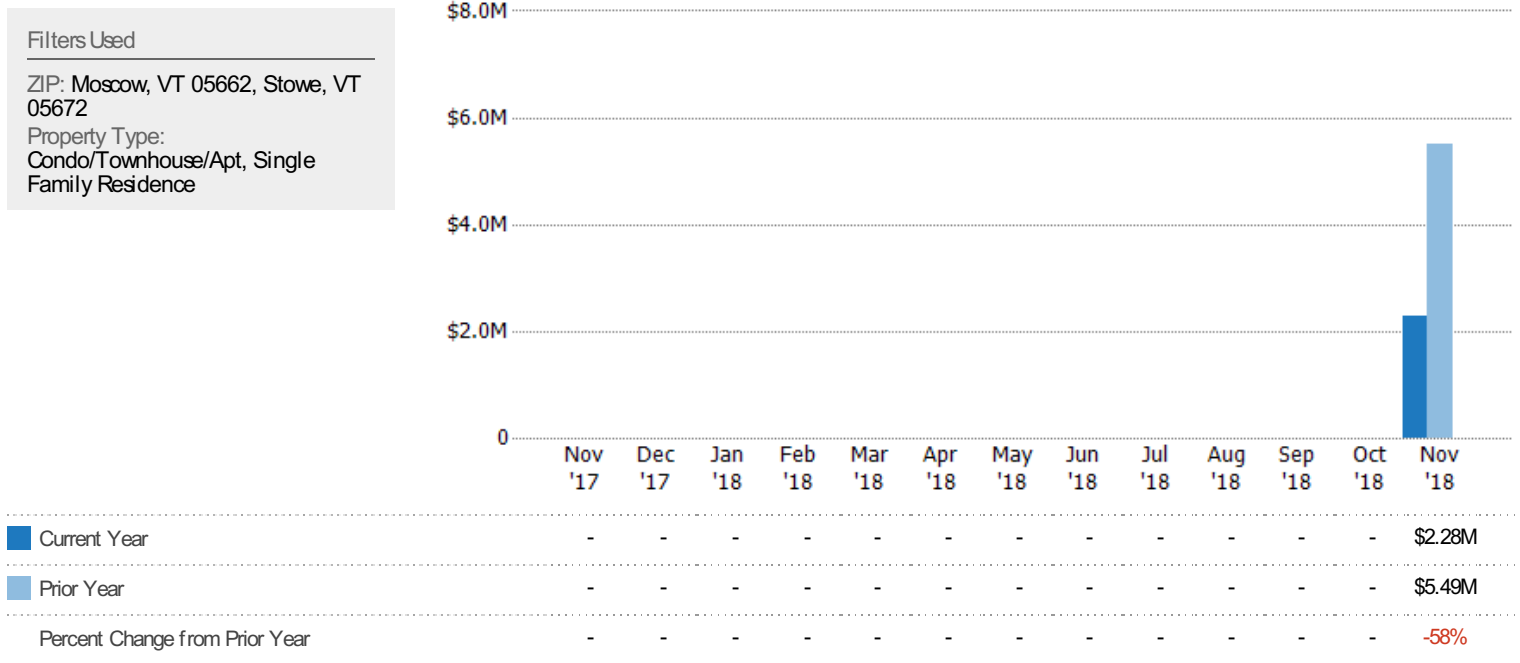
## New Listings

The number of new residential listings that were added each month.



## New Listing Volume

The sum of the listing price of residential listings that were added each month.



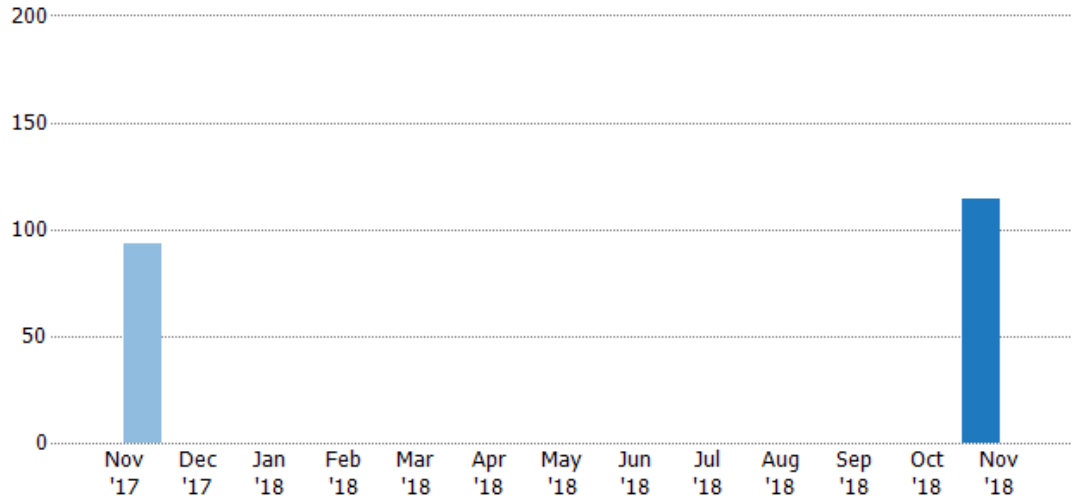
## Active Listings

The number of active residential listings at the end of each month.

### Filters Used

ZIP: Moscow, VT 05662, Stowe, VT 05672

Property Type:  
Condo/Townhouse/Apt, Single Family Residence



	Nov '17	Dec '17	Jan '18	Feb '18	Mar '18	Apr '18	May '18	Jun '18	Jul '18	Aug '18	Sep '18	Oct '18	Nov '18
Current Year	-	-	-	-	-	-	-	-	-	-	-	-	114
Prior Year	93	-	-	-	-	-	-	-	-	-	-	-	-
Percent Change from Prior Year	-100%	-	-	-	-	-	-	-	-	-	-	-	100%

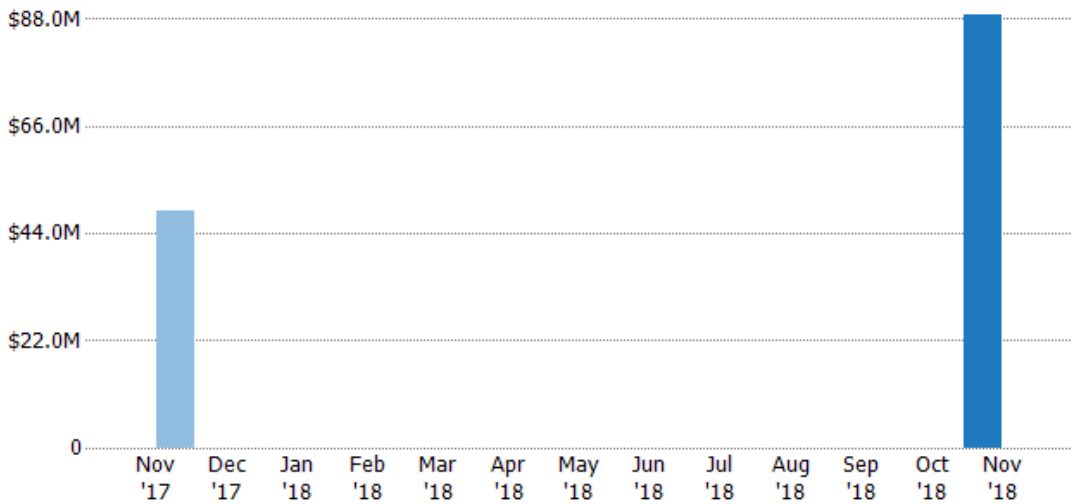
## Active Listing Volume

The sum of the listing price of active residential listings at the end of each month.

### Filters Used

ZIP: Moscow, VT 05662, Stowe, VT 05672

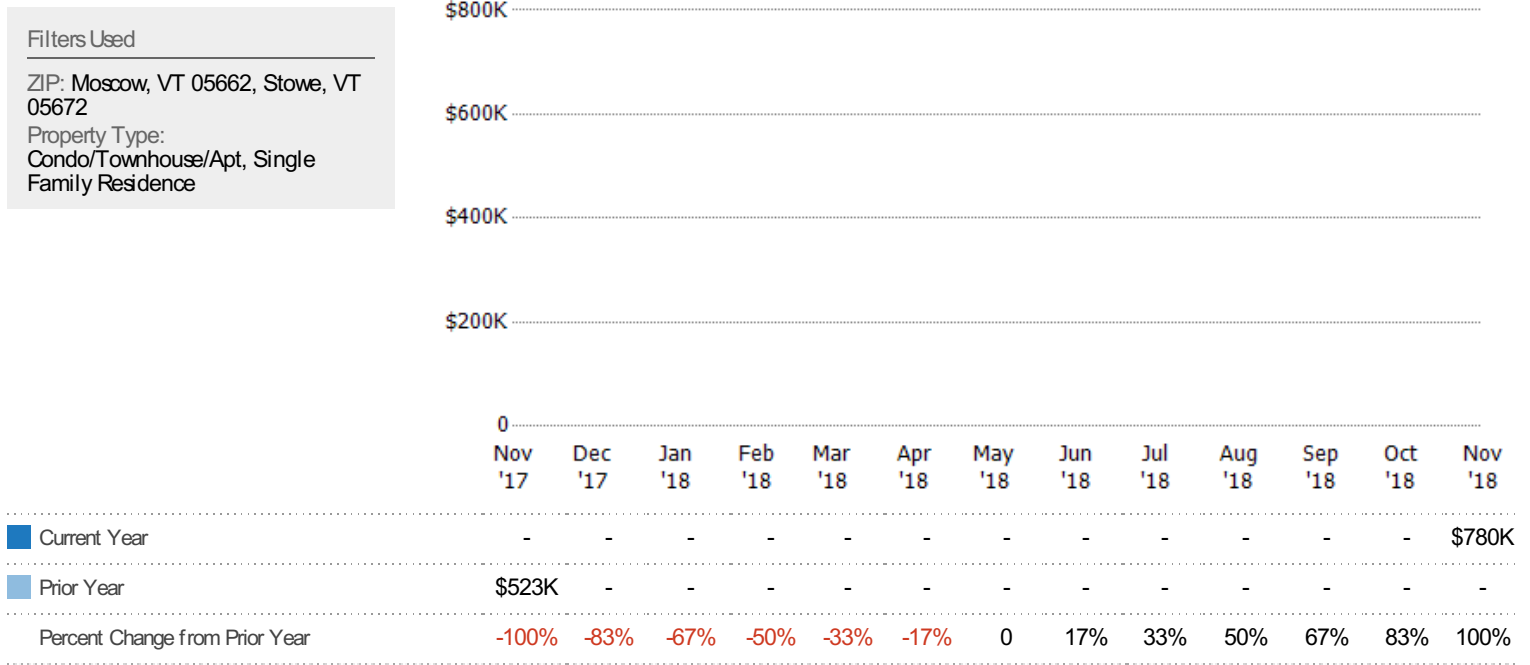
Property Type:  
Condo/Townhouse/Apt, Single Family Residence



	Nov '17	Dec '17	Jan '18	Feb '18	Mar '18	Apr '18	May '18	Jun '18	Jul '18	Aug '18	Sep '18	Oct '18	Nov '18
Current Year	-	-	-	-	-	-	-	-	-	-	-	-	\$89M
Prior Year	\$48.6M	-	-	-	-	-	-	-	-	-	-	-	-
Percent Change from Prior Year	-100%	-	-	-	-	-	-	-	-	-	-	-	100%

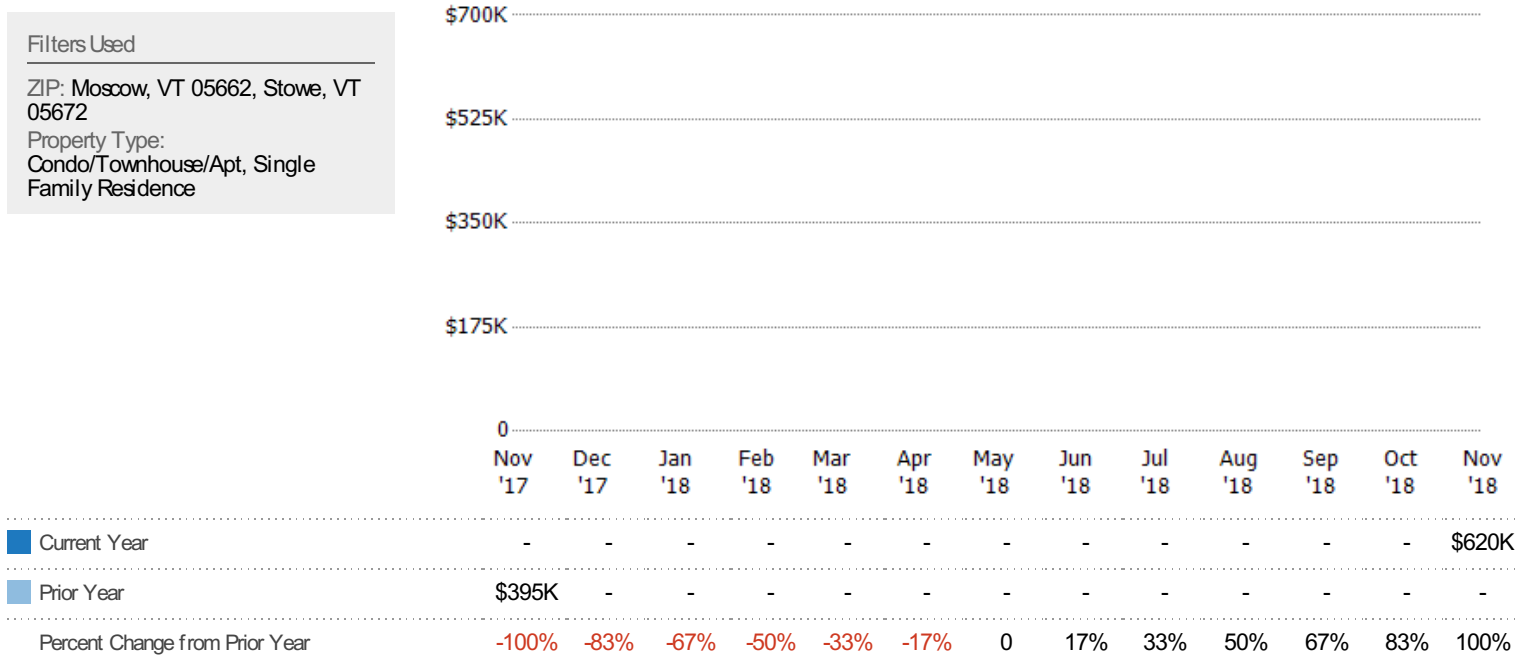
## Average Listing Price

The average listing price of active residential listings at the end of each month.



## Median Listing Price

The median listing price of active residential listings at the end of each month.



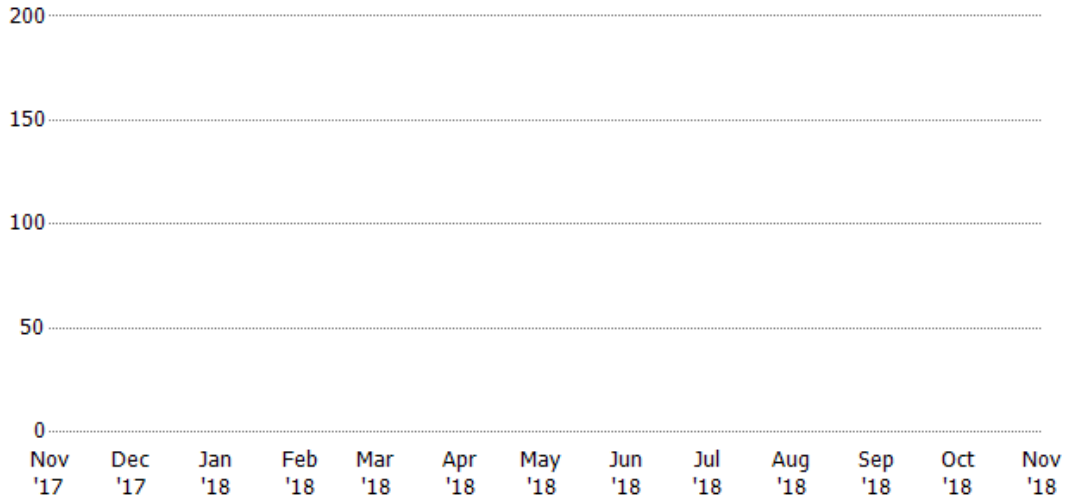
## Median Days in RPR

The median number of days between when residential properties are first displayed as active listings in RPR and when accepted offers have been noted in RPR.

### Filters Used

ZIP: Moscow, VT 05662, Stowe, VT 05672

Property Type:  
Condo/Townhouse/Apt, Single Family Residence



	Nov '17	Dec '17	Jan '18	Feb '18	Mar '18	Apr '18	May '18	Jun '18	Jul '18	Aug '18	Sep '18	Oct '18	Nov '18
Percent Change from Prior Year	-100%	-83%	-67%	-50%	-33%	-17%	0	17%	33%	50%	67%	83%	100%

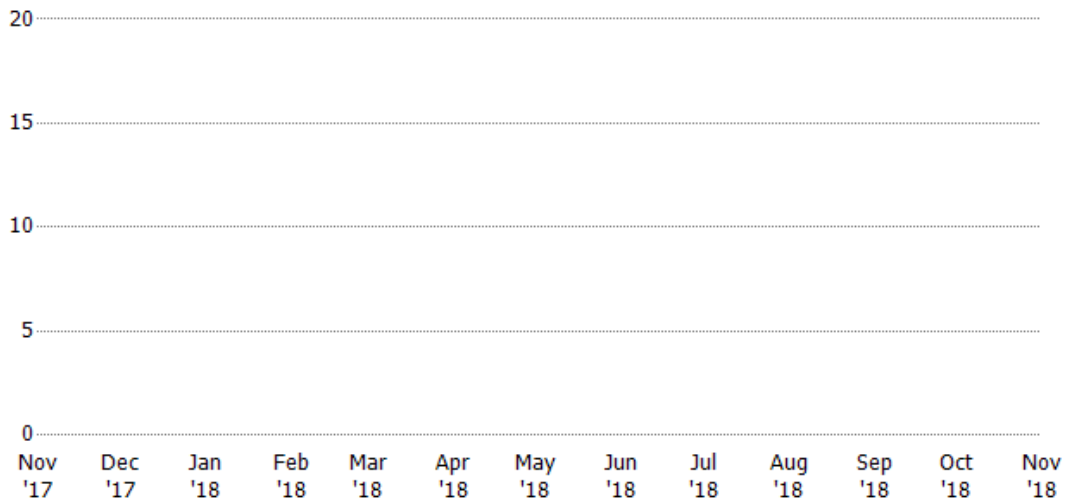
## Months of Inventory

The number of months it would take to exhaust active listings at the current sales rate.

### Filters Used

ZIP: Moscow, VT 05662, Stowe, VT 05672

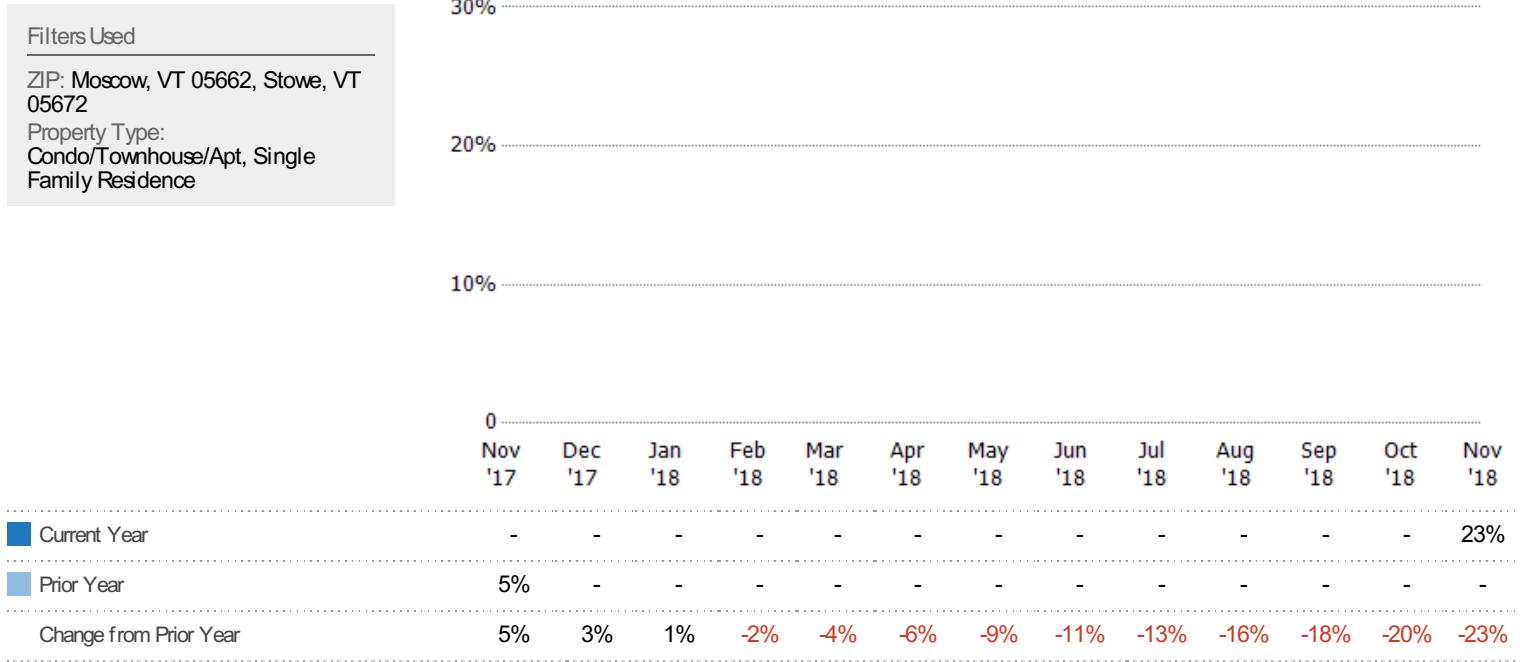
Property Type:  
Condo/Townhouse/Apt, Single Family Residence



	Nov '17	Dec '17	Jan '18	Feb '18	Mar '18	Apr '18	May '18	Jun '18	Jul '18	Aug '18	Sep '18	Oct '18	Nov '18
Percent Change from Prior Year	-100%	-83%	-67%	-50%	-33%	-17%	0	17%	33%	50%	67%	83%	100%

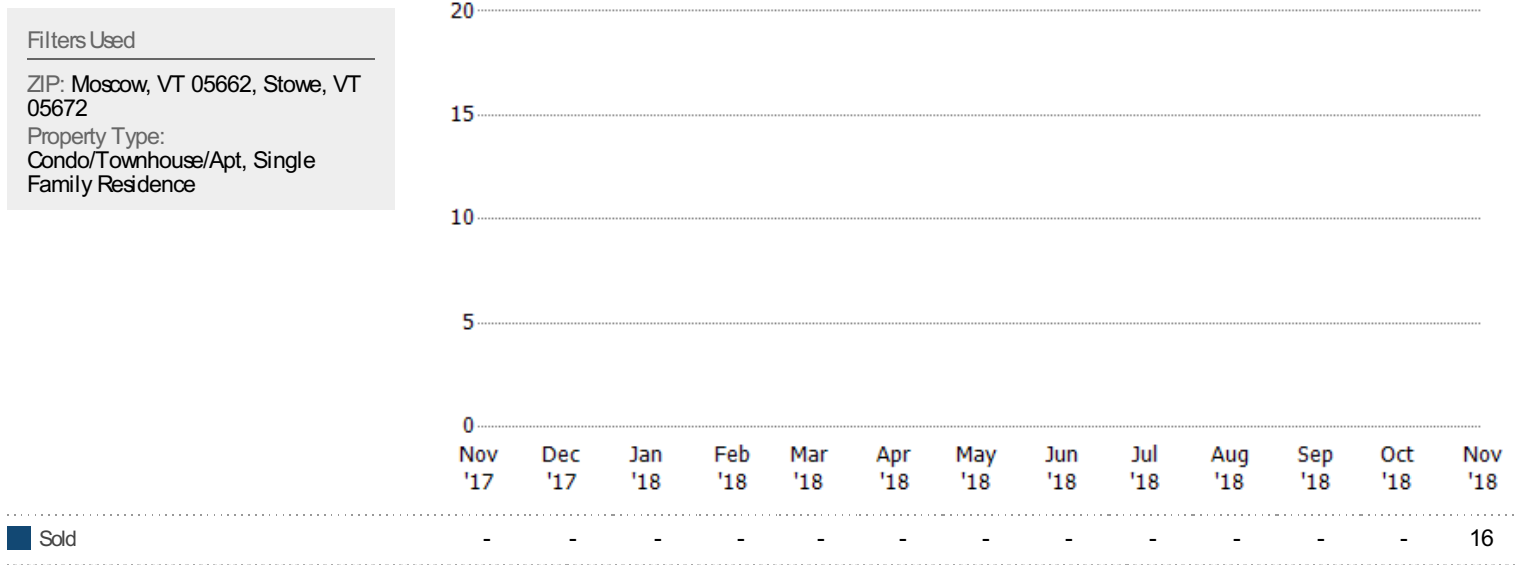
## Absorption Rate

The percentage of inventory sold per month.



## Active/Pending/Sold Units

The number of residential properties that were Active, Pending and Sold each month.



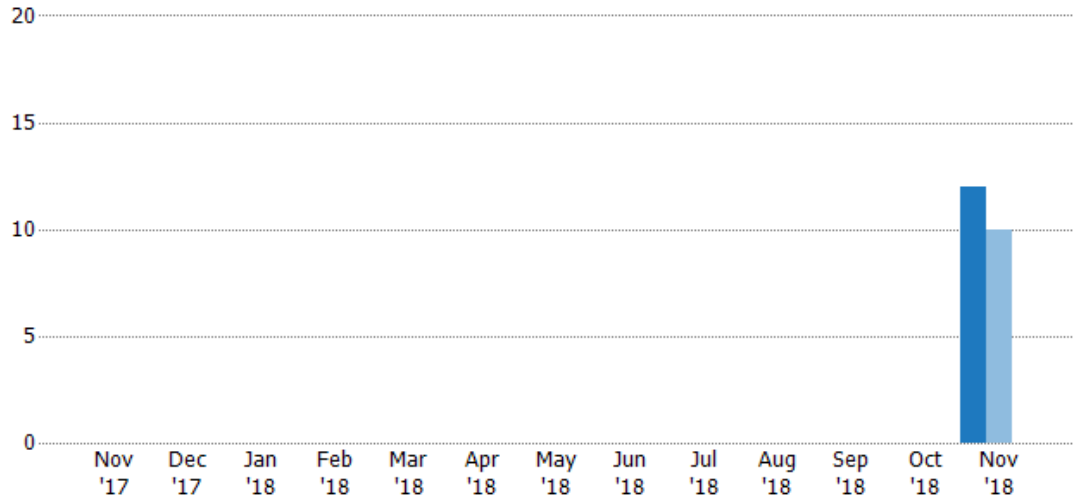
## New Pending Sales

The number of residential properties with accepted offers that were added each month.

### Filters Used

ZIP: Moscow, VT 05662, Stowe, VT 05672

Property Type:  
Condo/Townhouse/Apt, Single Family Residence



Current Year	-	-	-	-	-	-	-	-	-	-	-	-	-	12
Prior Year	-	-	-	-	-	-	-	-	-	-	-	-	-	10
Percent Change from Prior Year	-	-	-	-	-	-	-	-	-	-	-	-	-	20%

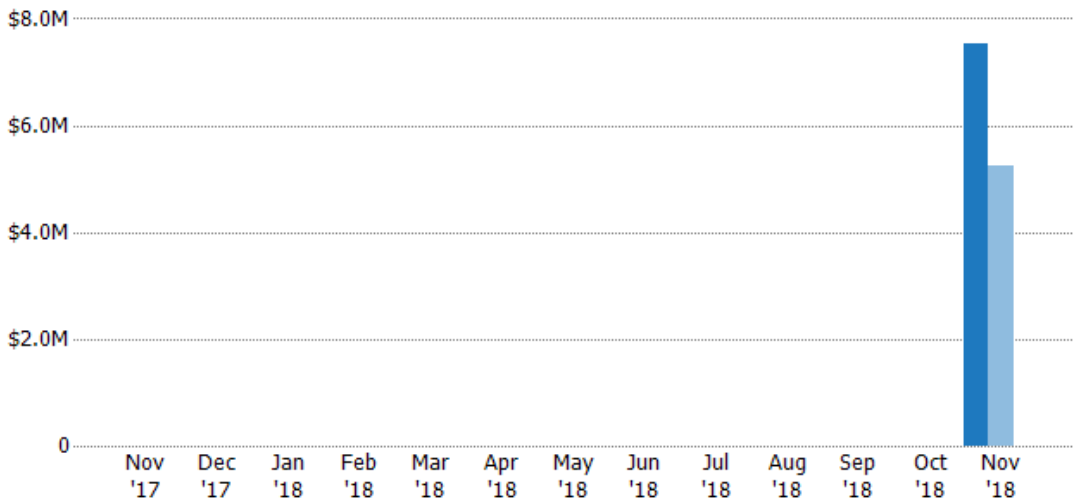
## New Pending Sales Volume

The sum of the sales price of residential properties with accepted offers that were added each month.

### Filters Used

ZIP: Moscow, VT 05662, Stowe, VT 05672

Property Type:  
Condo/Townhouse/Apt, Single Family Residence



Current Year	-	-	-	-	-	-	-	-	-	-	-	-	-	\$7.53M
Prior Year	-	-	-	-	-	-	-	-	-	-	-	-	-	\$5.25M
Percent Change from Prior Year	-	-	-	-	-	-	-	-	-	-	-	-	-	43%


## Pending Sales

The number of residential properties with accepted offers that were available at the end each month.

### Filters Used

ZIP: Moscow, VT 05662, Stowe, VT 05672

Property Type:  
Condo/Townhouse/Apt, Single Family Residence



	Nov '17	Dec '17	Jan '18	Feb '18	Mar '18	Apr '18	May '18	Jun '18	Jul '18	Aug '18	Sep '18	Oct '18	Nov '18
Current Year	-	-	-	-	-	-	-	-	-	-	-	-	12
Prior Year	20	-	-	-	-	-	-	-	-	-	-	-	-
Percent Change from Prior Year	-100%	-	-	-	-	-	-	-	-	-	-	-	100%

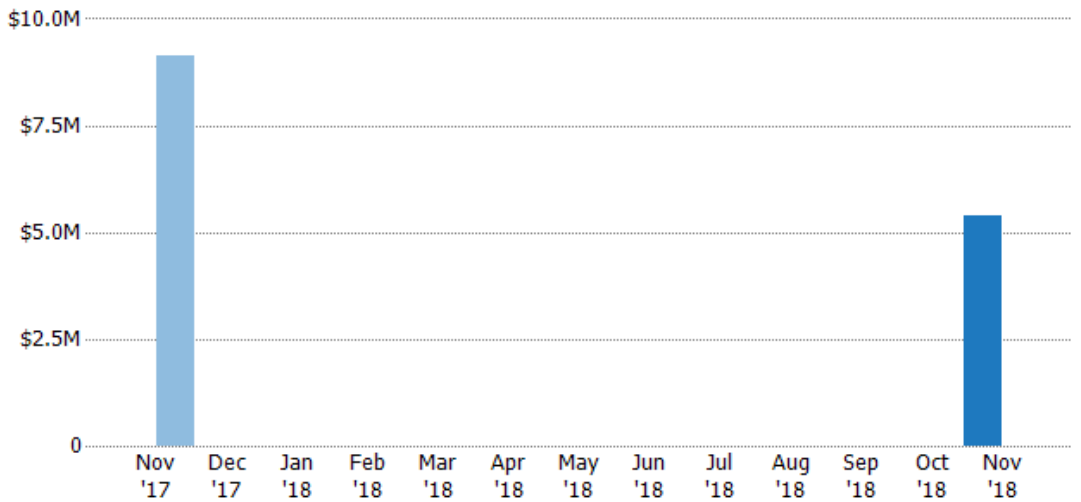
## Pending Sales Volume

The sum of the sales price of residential properties with accepted offers that were available at the end of each month.

### Filters Used

ZIP: Moscow, VT 05662, Stowe, VT 05672

Property Type:  
Condo/Townhouse/Apt, Single Family Residence

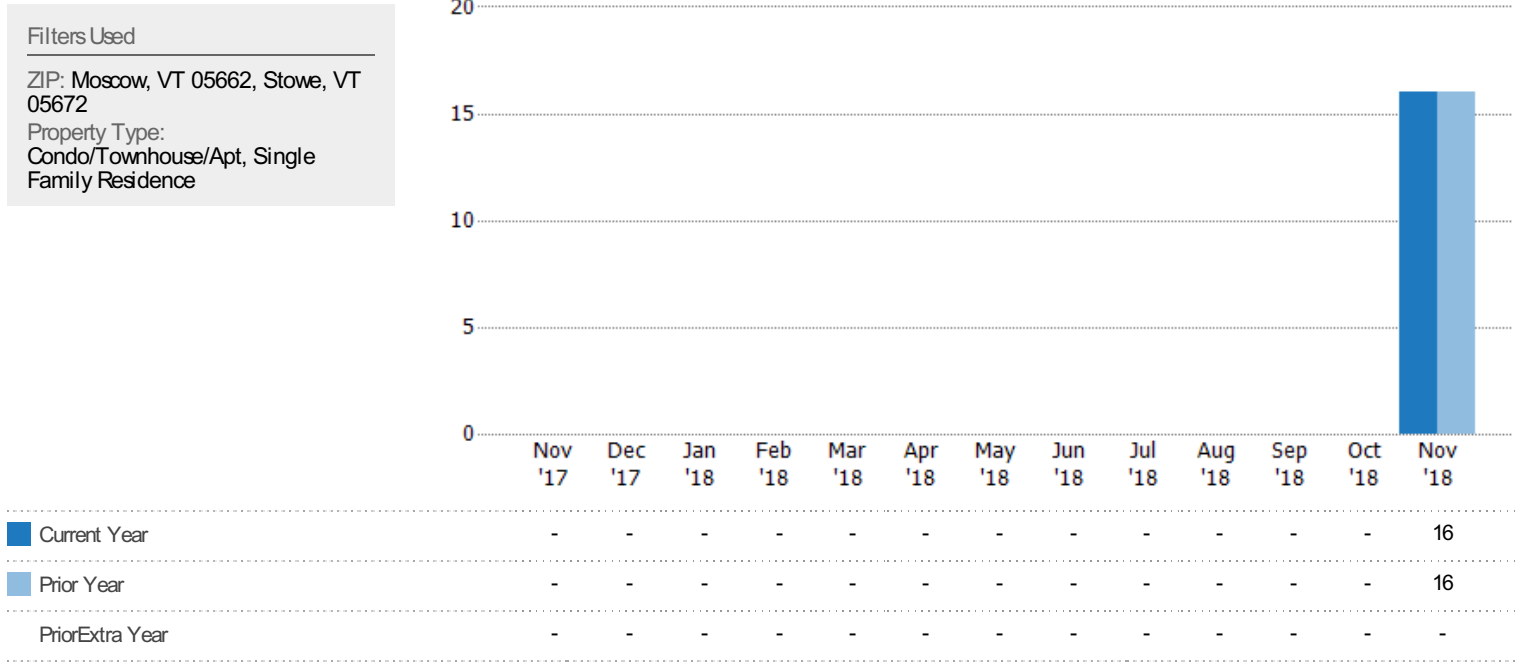


	Nov '17	Dec '17	Jan '18	Feb '18	Mar '18	Apr '18	May '18	Jun '18	Jul '18	Aug '18	Sep '18	Oct '18	Nov '18
Current Year	-	-	-	-	-	-	-	-	-	-	-	-	\$5.4M
Prior Year	\$9.12M	-	-	-	-	-	-	-	-	-	-	-	-
Percent Change from Prior Year	-100%	-	-	-	-	-	-	-	-	-	-	-	100%



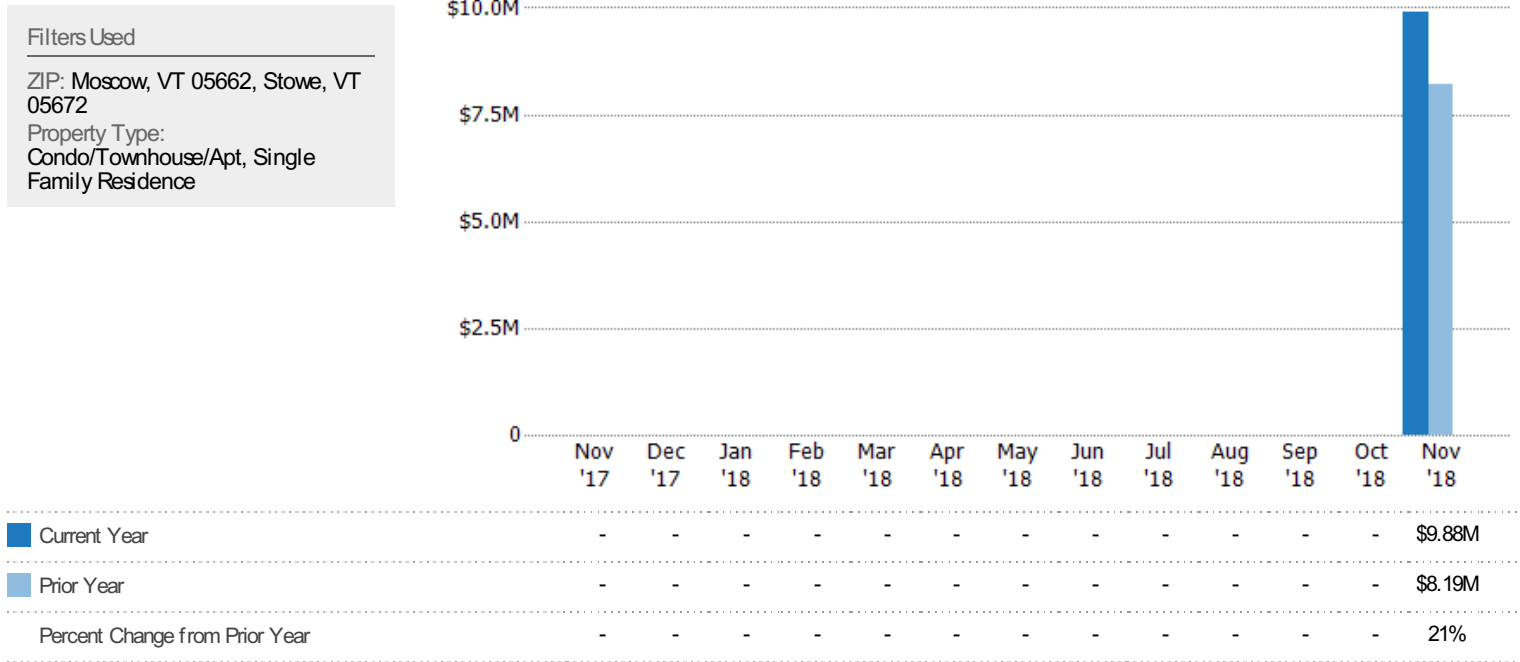
## Closed Sales

The total number of residential properties sold each month.



## Closed Sales Volume

The sum of the sales price of residential properties sold each month.



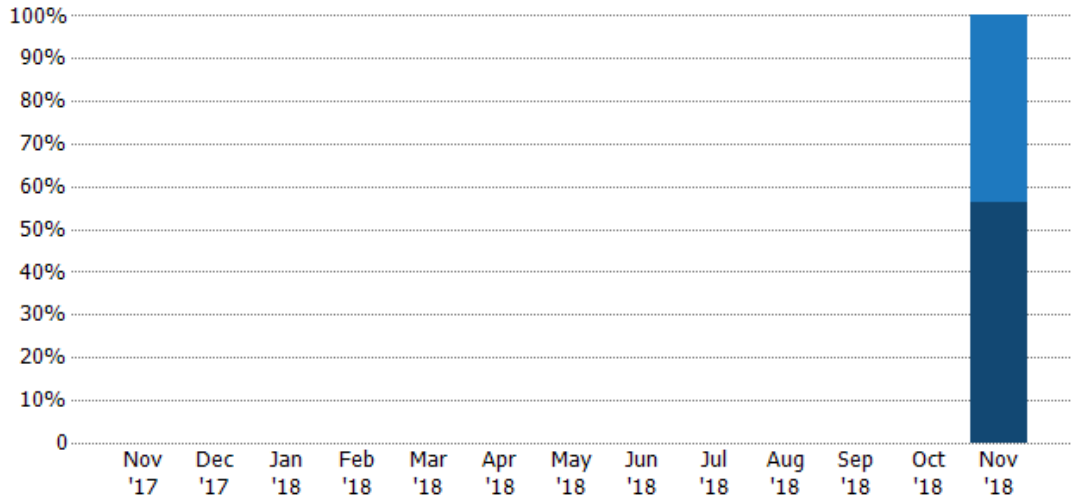
## Closed Sales by Property Type

The percentage of residential properties sold each month by property type.

**Filters Used**

ZIP: Moscow, VT 05662, Stowe, VT 05672

Property Type:  
Condo/Townhouse/Apt, Single Family Residence



Property Type	Nov '17	Dec '17	Jan '18	Feb '18	Mar '18	Apr '18	May '18	Jun '18	Jul '18	Aug '18	Sep '18	Oct '18	Nov '18
Condo/Townhouse	-	-	-	-	-	-	-	-	-	-	-	-	44%
Single Family Residence	-	-	-	-	-	-	-	-	-	-	-	-	56%

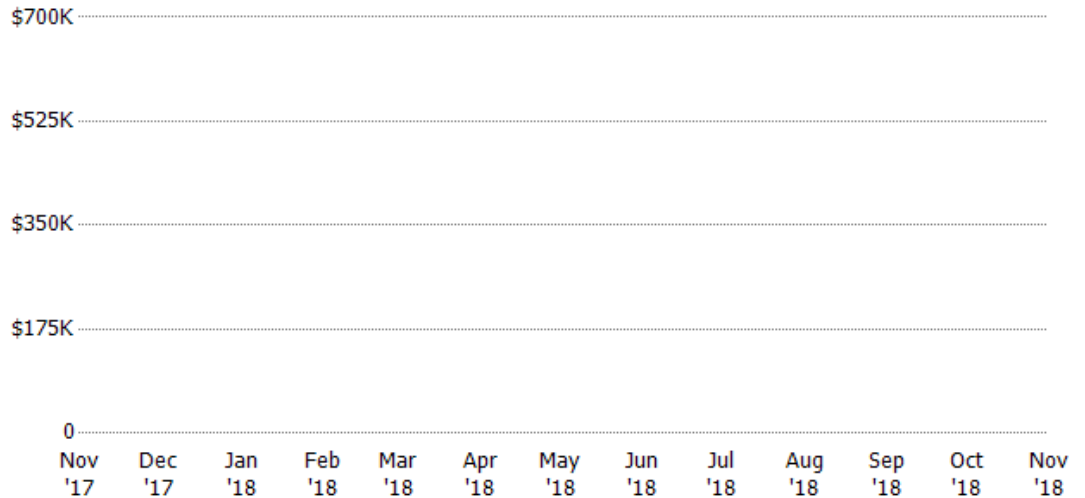
## Average Sales Price

The average sales price of the residential properties sold each month.

**Filters Used**

ZIP: Moscow, VT 05662, Stowe, VT 05672

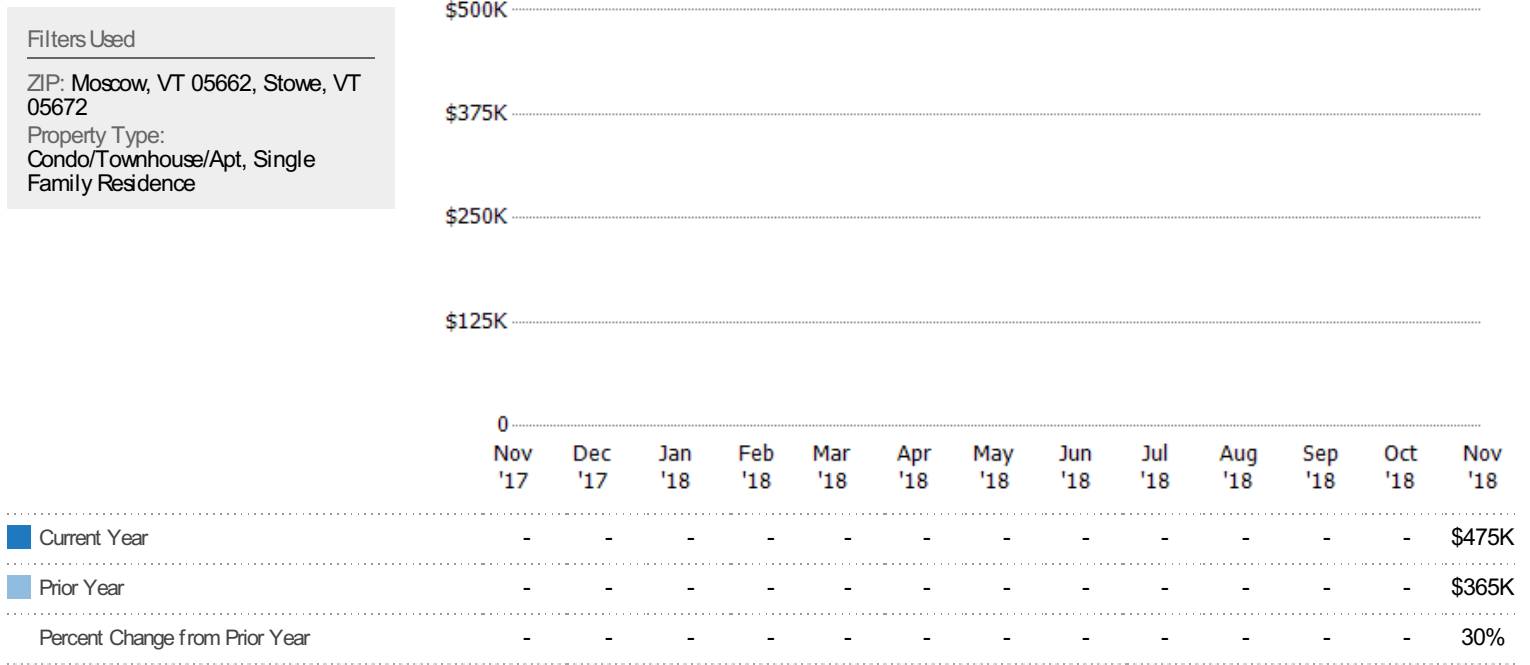
Property Type:  
Condo/Townhouse/Apt, Single Family Residence



Category	Nov '17	Dec '17	Jan '18	Feb '18	Mar '18	Apr '18	May '18	Jun '18	Jul '18	Aug '18	Sep '18	Oct '18	Nov '18
Current Year	-	-	-	-	-	-	-	-	-	-	-	-	\$617K
Prior Year	-	-	-	-	-	-	-	-	-	-	-	-	\$512K
Percent Change from Prior Year	-	-	-	-	-	-	-	-	-	-	-	-	21%

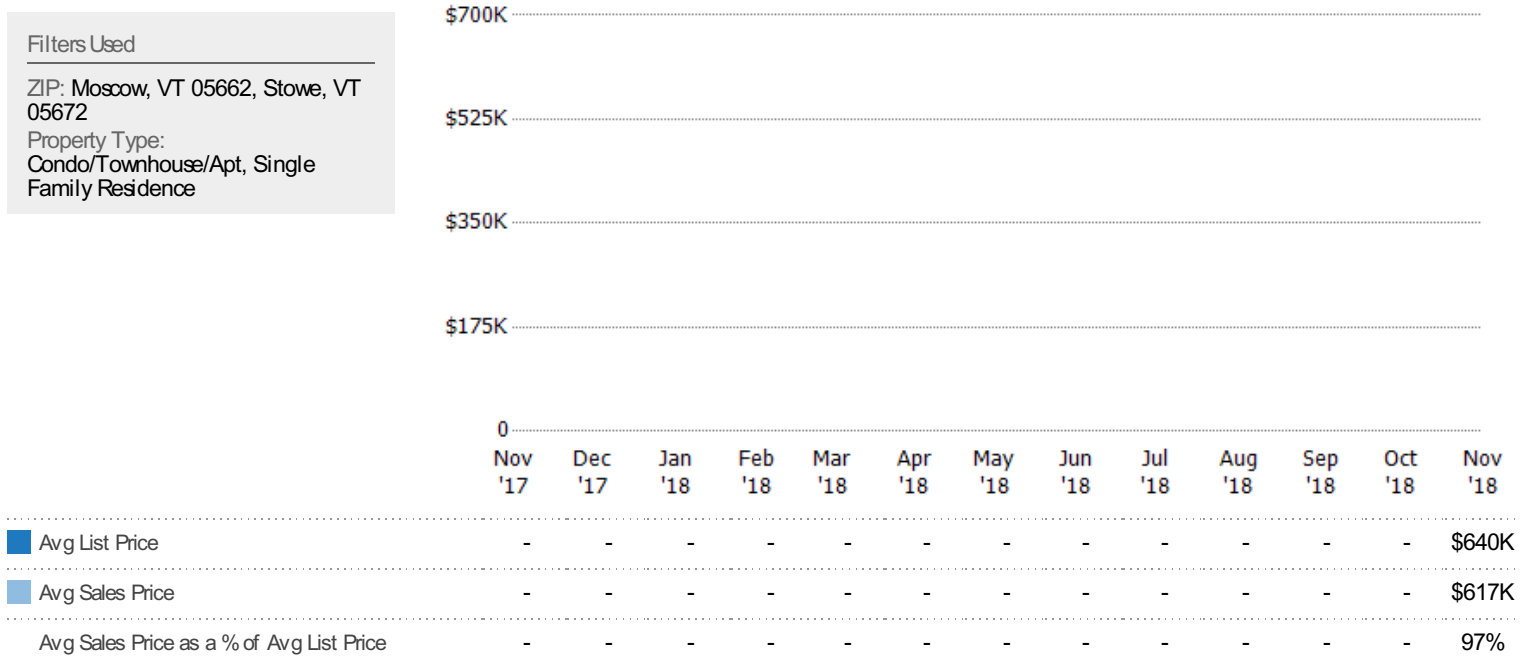
## Median Sales Price

The median sales price of the residential properties sold each month.



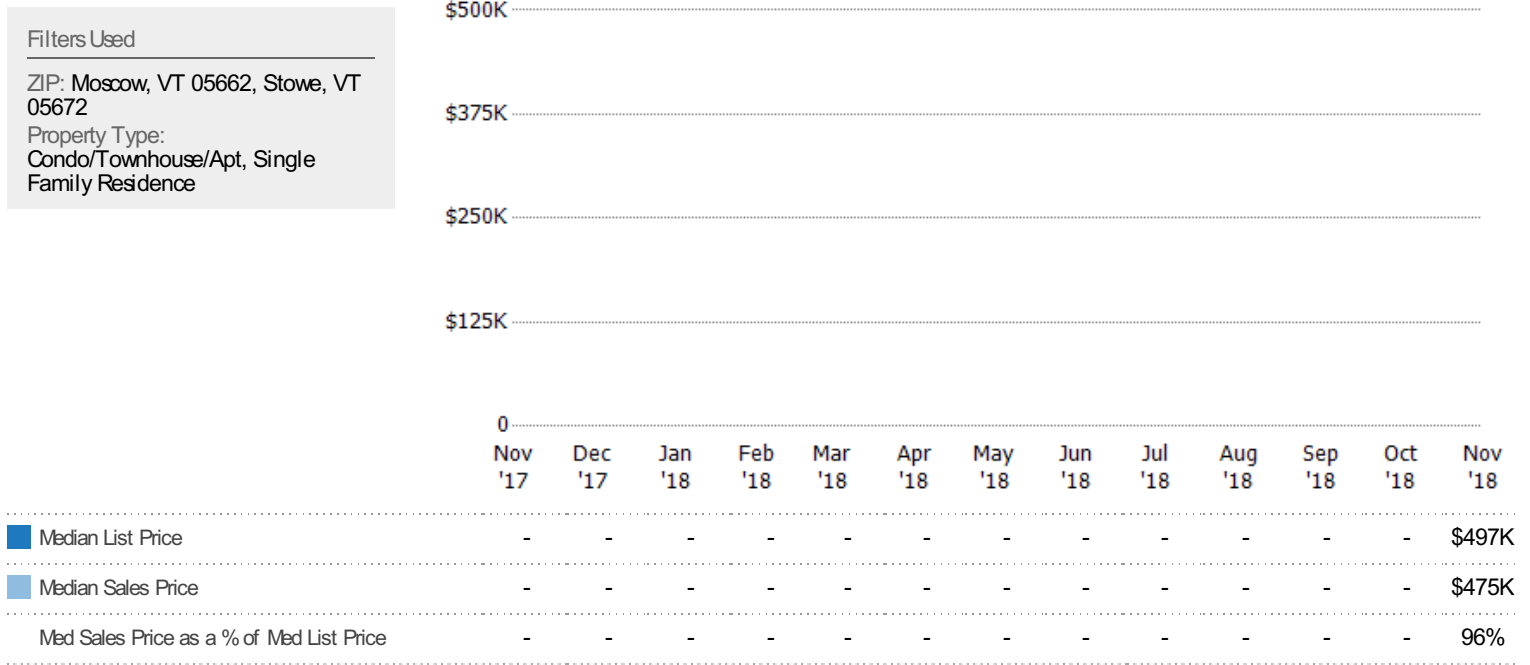
## Average Sales Price vs Average Listing Price

The average sales price as a percentage of the average listing price for properties sold each month.



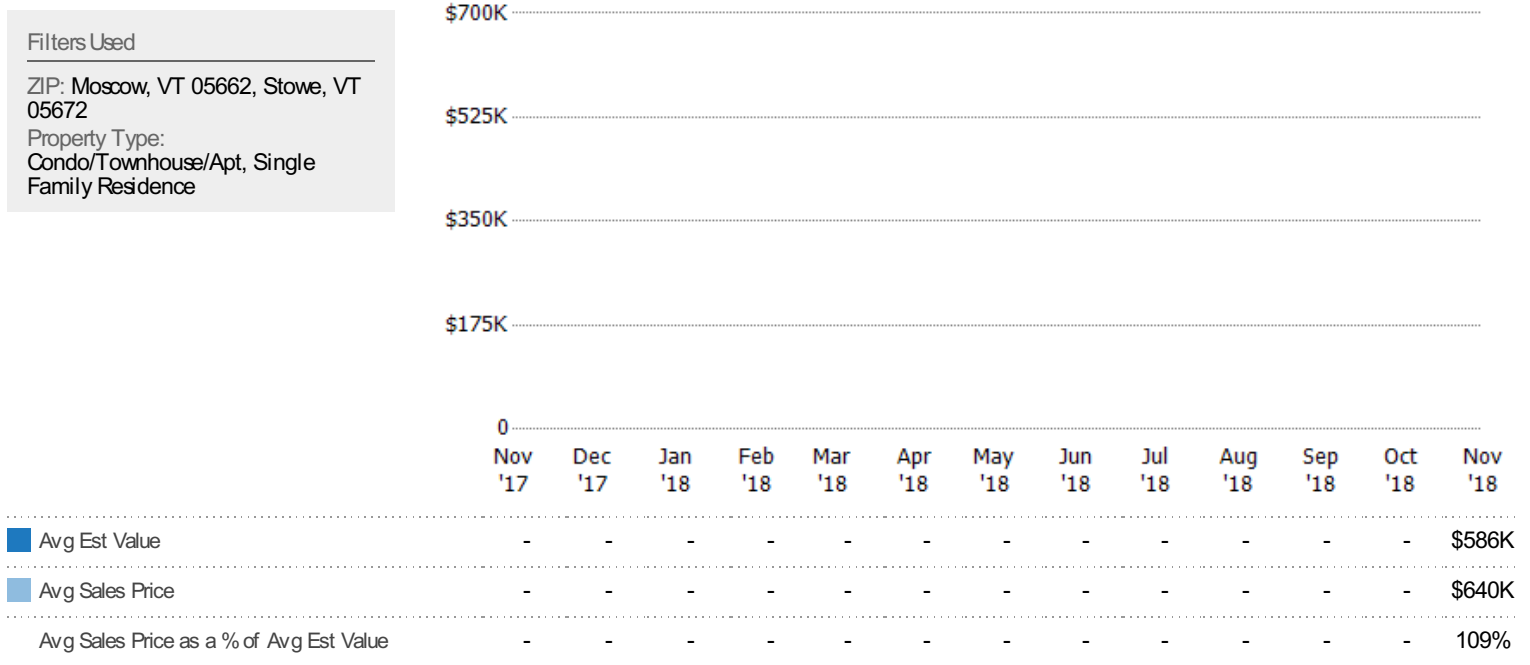
## Median Sales Price vs Median Listing Price

The median sales price as a percentage of the median listing price for properties sold each month.



## Average Sales Price vs Average Est Value

The average sales price as a percentage of the average AVM or RVM® valuation estimate for properties sold each month.



## Median Sales Price vs Median Est Value


The median sales price as a percent of the median AVM or RVM® valuation estimate for properties sold each month.

**Filters Used**

---

ZIP: Moscow, VT 05662, Stowe, VT 05672

Property Type:  
Condo/Townhouse/Apt, Single Family Residence



	Nov '17	Dec '17	Jan '18	Feb '18	Mar '18	Apr '18	May '18	Jun '18	Jul '18	Aug '18	Sep '18	Oct '18	Nov '18
Median Est Value	-	-	-	-	-	-	-	-	-	-	-	-	\$572K
Median Sales Price	-	-	-	-	-	-	-	-	-	-	-	-	\$497K
Med Sales Price as a % of Med Est Value	-	-	-	-	-	-	-	-	-	-	-	-	87%