

Summary of Key Listing and Sales Metrics

A summary of the key metrics selected to be included in the report. MLS sources where licensed.

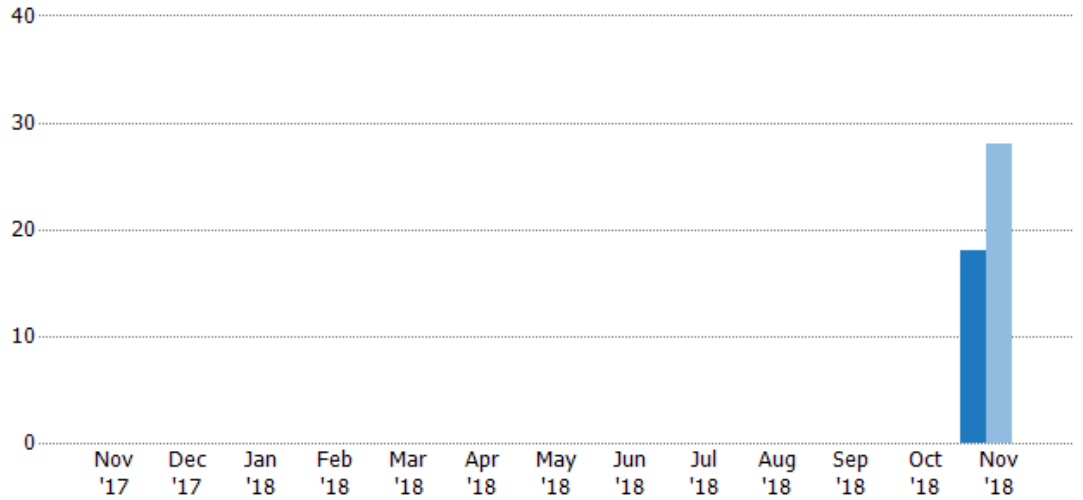
Key Metrics	Nov 2018	Nov 2017	+ / -	YTD 2018	YTD 2017	+ / -
Listing Activity Charts Metrics						
New Listing Count	18	28	-35.7%	18	28	-35.7%
New Listing Volume	\$5,199,100	\$10,374,300	-49.9%	\$5,199,100	\$10,374,300	-49.9%
Active Listing Count	275	—	—	N/A	N/A	
Active Listing Volume	\$142,013,850	—	—	N/A	N/A	
Average Listing Price	\$516,414	—	—	\$516,414	—	—
Median Listing Price	\$295,000	—	—	\$295,000	—	—
Median Days in RPR	155	—	—	155	—	—
Months of Inventory	—	—	—	—	12.5	—
Absorption Rate	—	—	—	—	8%	—
Sales Activity Charts Metrics						
New Pending Sales Count	26	29	-10.3%	26	29	-10.3%
New Pending Sales Volume	\$10,661,400	\$8,684,700	+22.8%	\$10,661,400	\$8,684,700	+22.8%
Pending Sales Count	36	—	—	N/A	N/A	
Pending Sales Volume	\$10,576,400	—	—	N/A	N/A	
Closed Sales Count	38	38	+—	38	38	+—
Closed Sales Volume	\$15,191,867	\$12,404,470	+22.5%	\$15,191,867	\$12,404,470	+22.5%
Average Sales Price	\$399,786	\$326,433	+22.5%	\$399,786	\$326,433	+22.5%
Median Sales Price	\$263,350	\$234,750	+12.2%	\$263,350	\$234,750	+12.2%

New Listings

The number of new residential listings that were added each month.

Filters Used

State: VT
 County: Lamoille County, Vermont
 Property Type:
 Condo/Townhouse/Apt, Single
 Family Residence



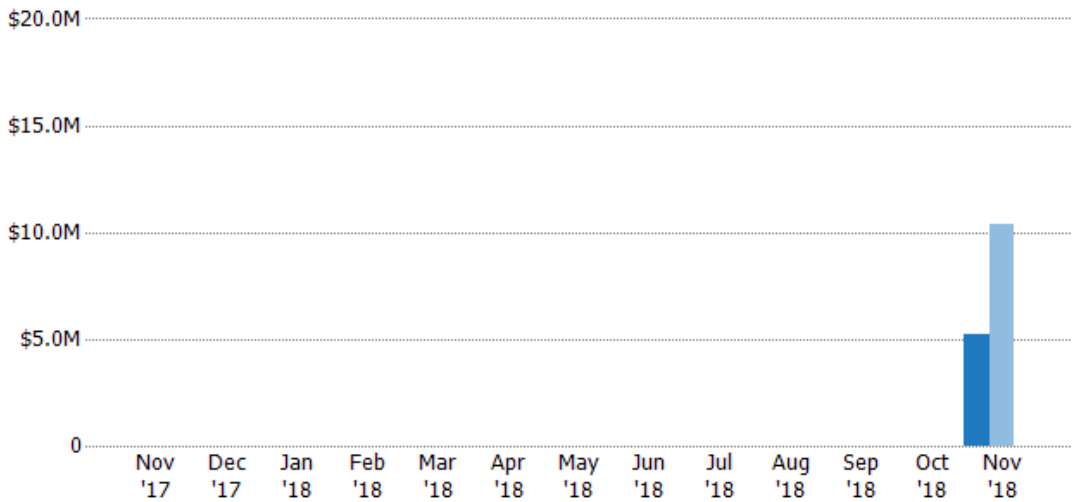
Current Year	-	-	-	-	-	-	-	-	-	-	-	-	-	18
Prior Year	-	-	-	-	-	-	-	-	-	-	-	-	-	28
Percent Change from Prior Year	-	-	-	-	-	-	-	-	-	-	-	-	-	-36%

New Listing Volume

The sum of the listing price of residential listings that were added each month.

Filters Used

State: VT
 County: Lamoille County, Vermont
 Property Type:
 Condo/Townhouse/Apt, Single
 Family Residence



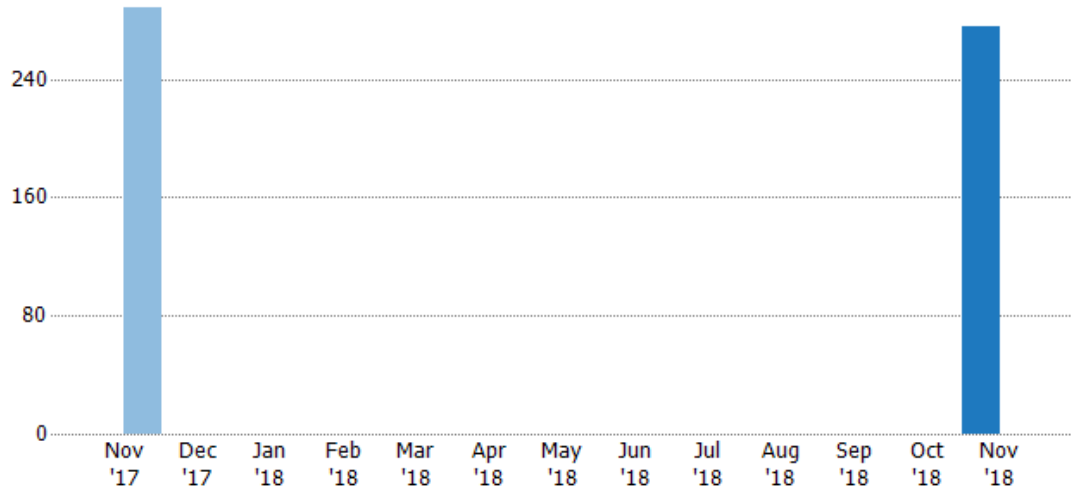
Current Year	-	-	-	-	-	-	-	-	-	-	-	-	-	\$5.2M
Prior Year	-	-	-	-	-	-	-	-	-	-	-	-	-	\$10.4M
Percent Change from Prior Year	-	-	-	-	-	-	-	-	-	-	-	-	-	-50%

Active Listings

The number of active residential listings at the end of each month.

Filters Used

State: VT
 County: Lamoille County, Vermont
 Property Type:
 Condo/Townhouse/Apt, Single
 Family Residence



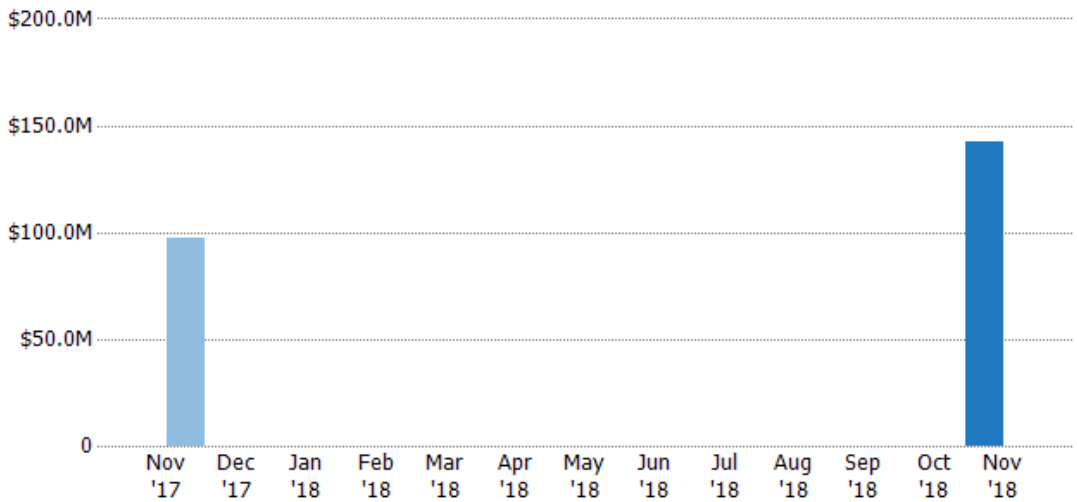
Current Year	-	-	-	-	-	-	-	-	-	-	-	-	-	275
Prior Year	288	-	-	-	-	-	-	-	-	-	-	-	-	-
Percent Change from Prior Year	-100%	-	-	-	-	-	-	-	-	-	-	-	-	100%

Active Listing Volume

The sum of the listing price of active residential listings at the end of each month.

Filters Used

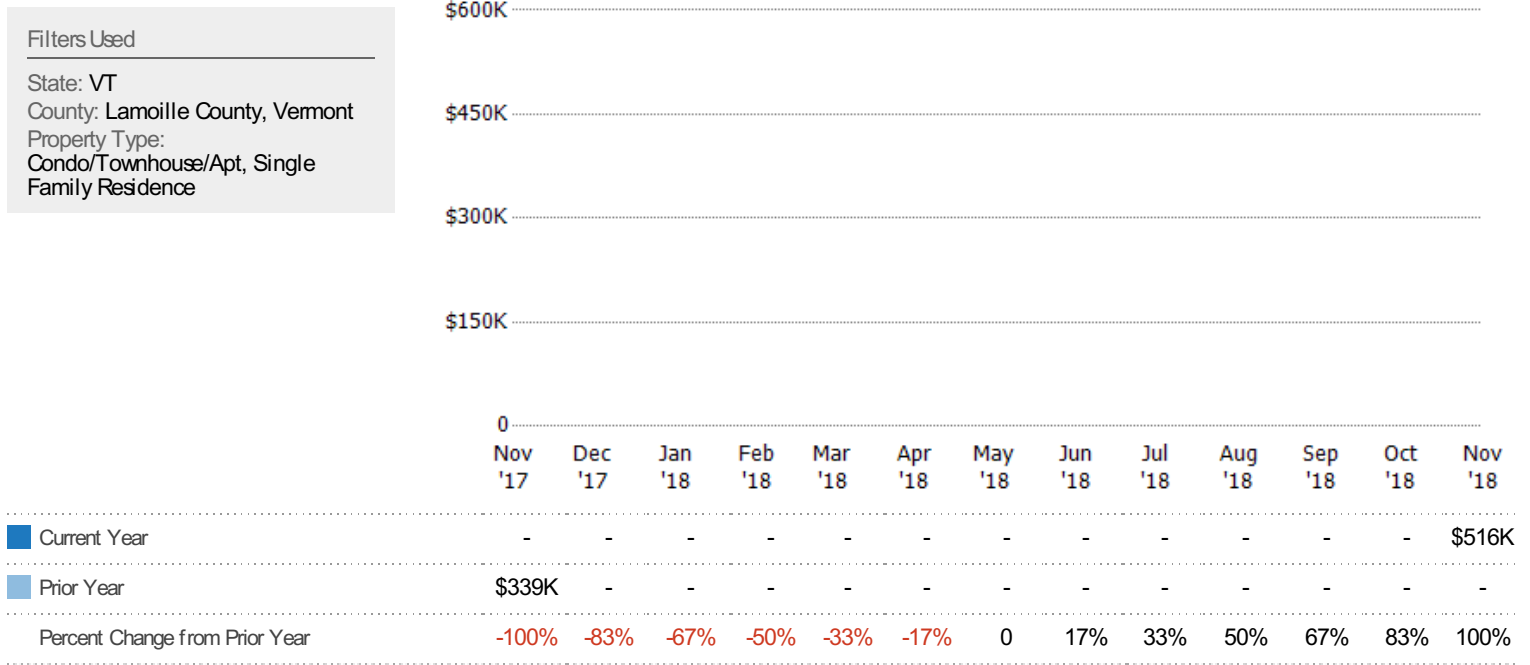
State: VT
 County: Lamoille County, Vermont
 Property Type:
 Condo/Townhouse/Apt, Single
 Family Residence



Current Year	-	-	-	-	-	-	-	-	-	-	-	-	-	\$142M
Prior Year	\$97.6M	-	-	-	-	-	-	-	-	-	-	-	-	-
Percent Change from Prior Year	-100%	-	-	-	-	-	-	-	-	-	-	-	-	100%

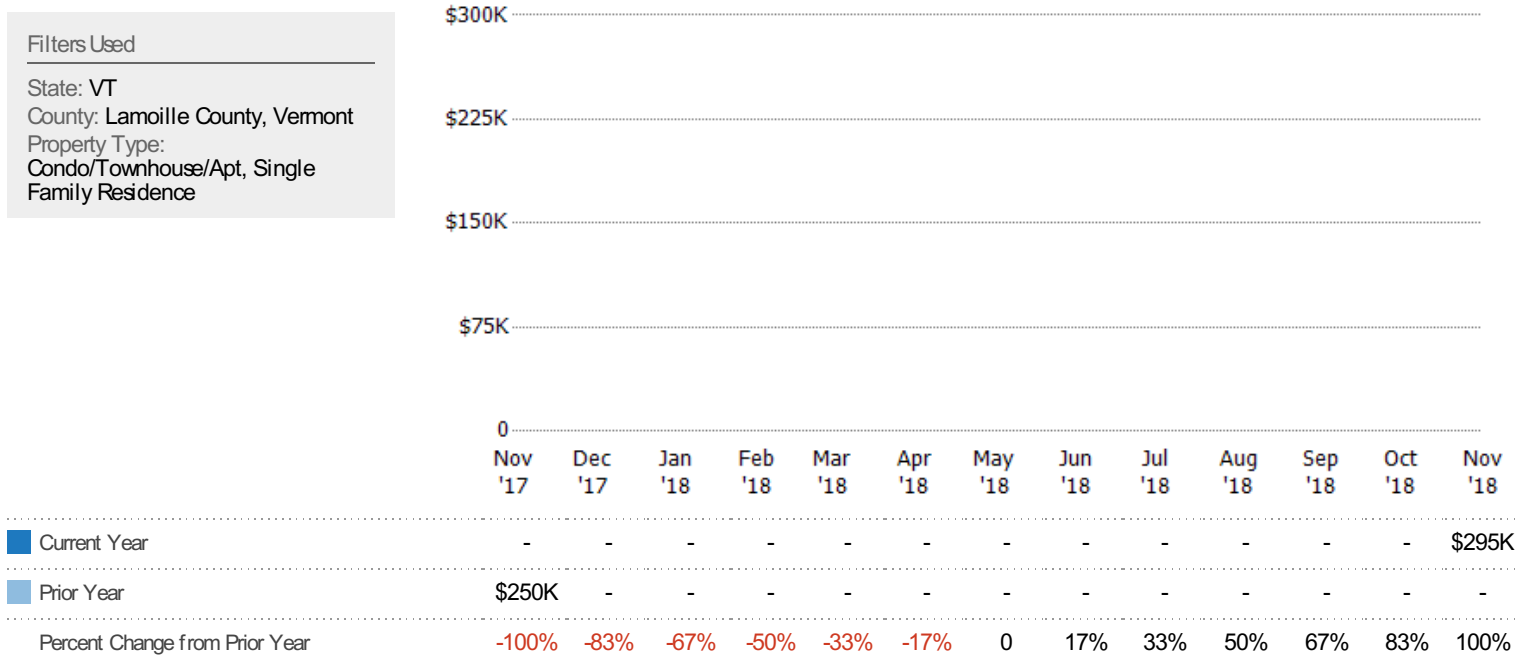
Average Listing Price

The average listing price of active residential listings at the end of each month.



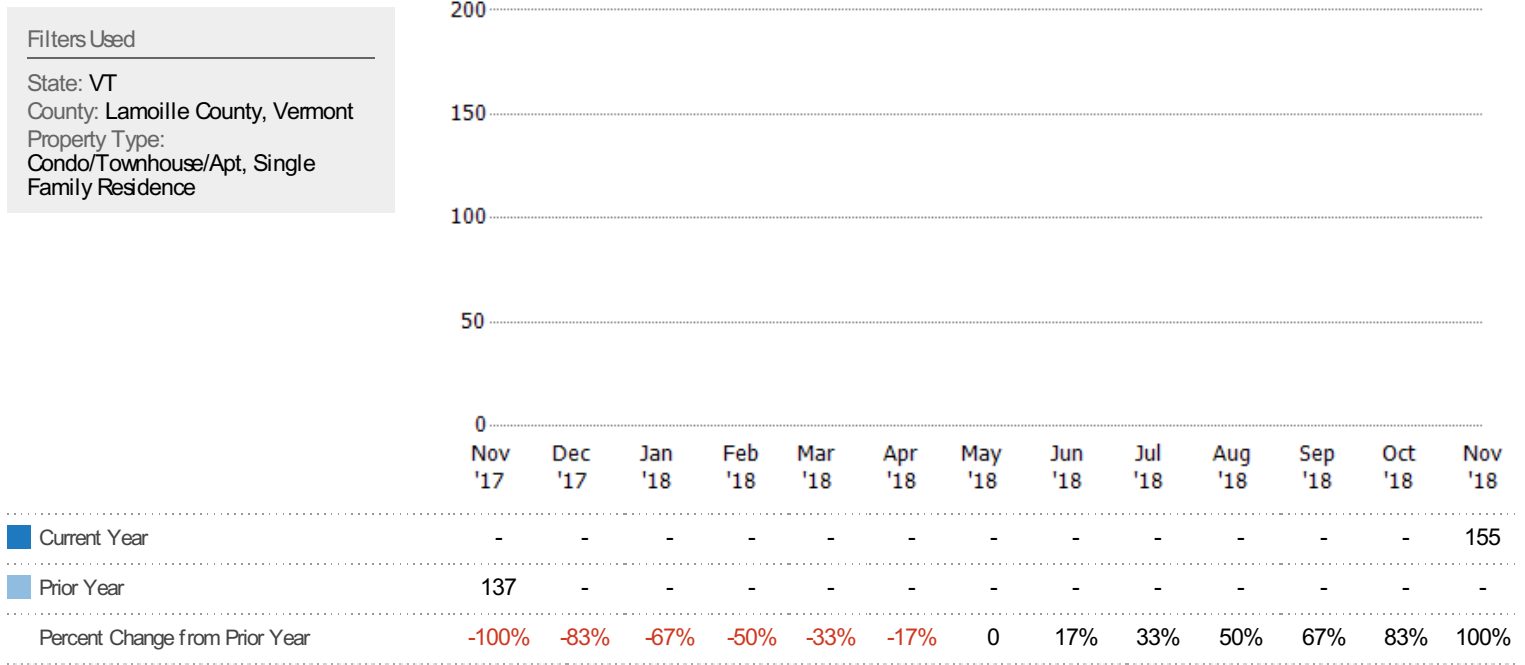
Median Listing Price

The median listing price of active residential listings at the end of each month.



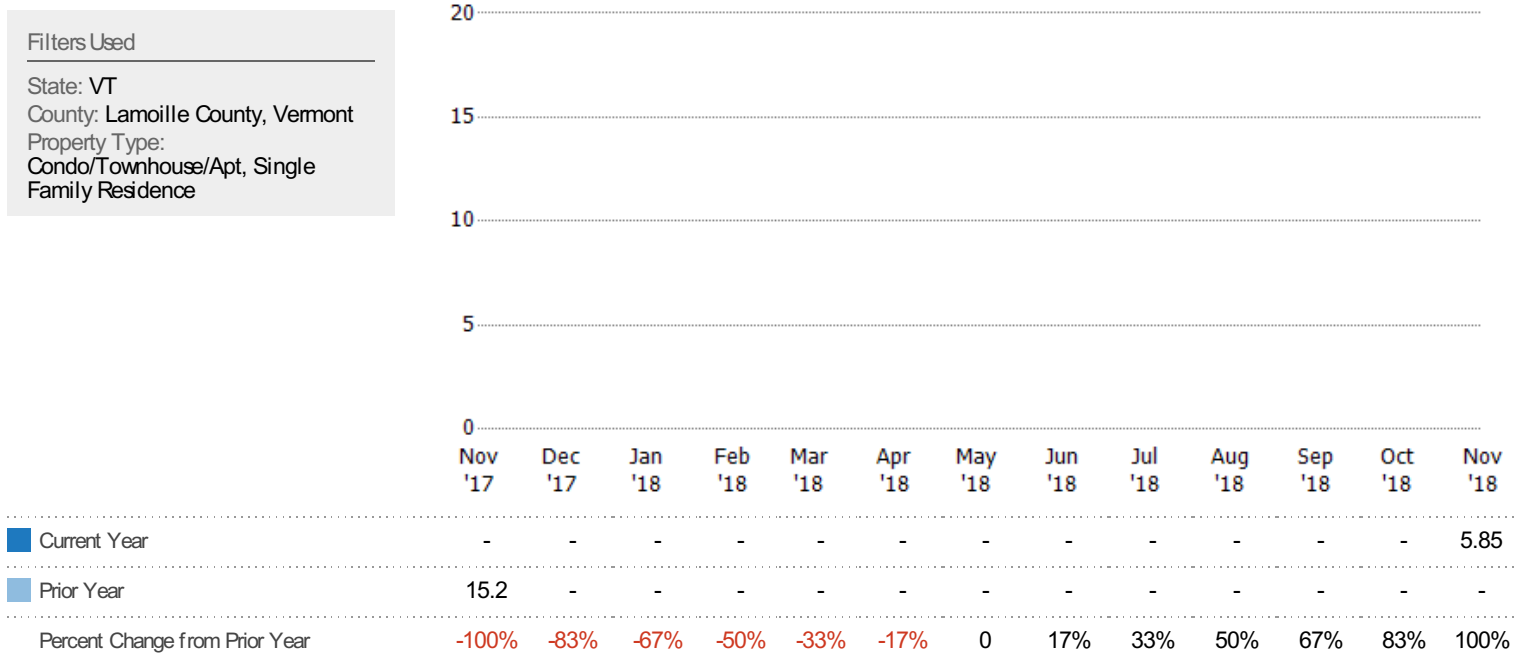
Median Days in RPR

The median number of days between when residential properties are first displayed as active listings in RPR and when accepted offers have been noted in RPR.



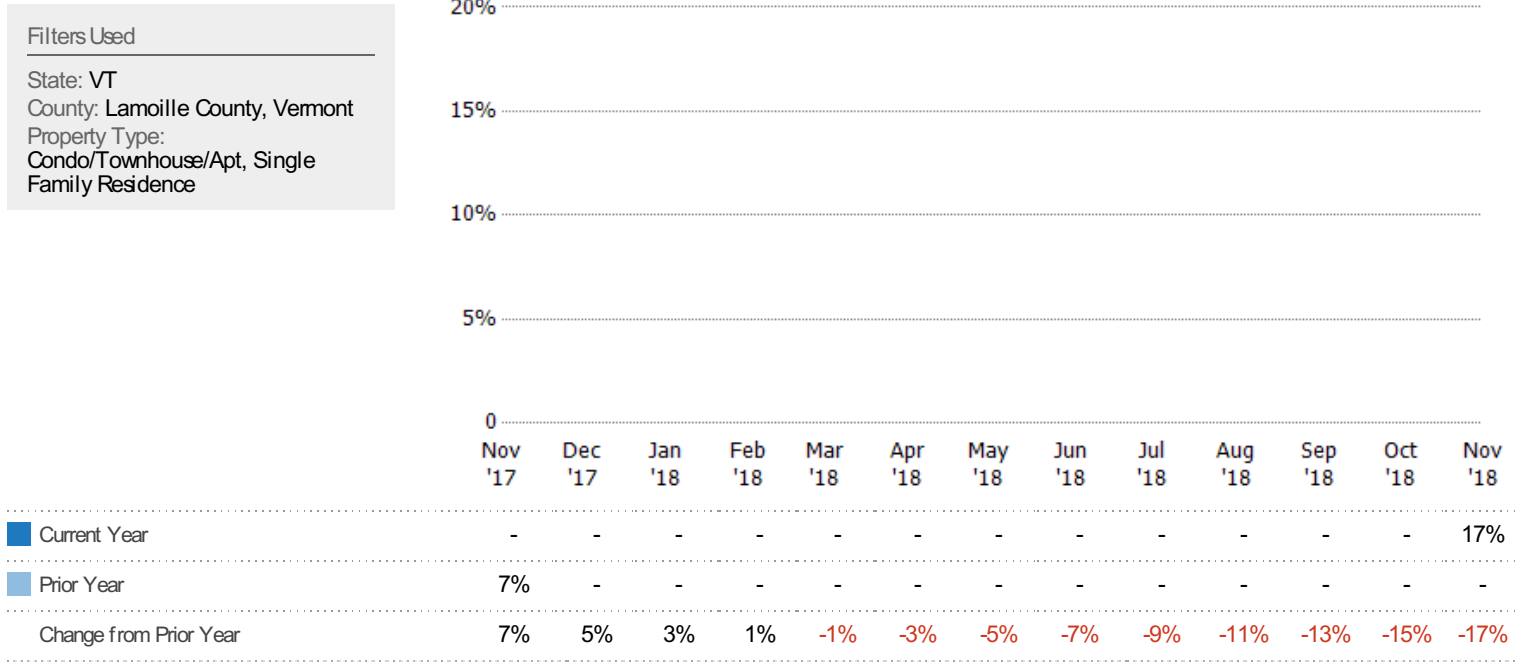
Months of Inventory

The number of months it would take to exhaust active listings at the current sales rate.



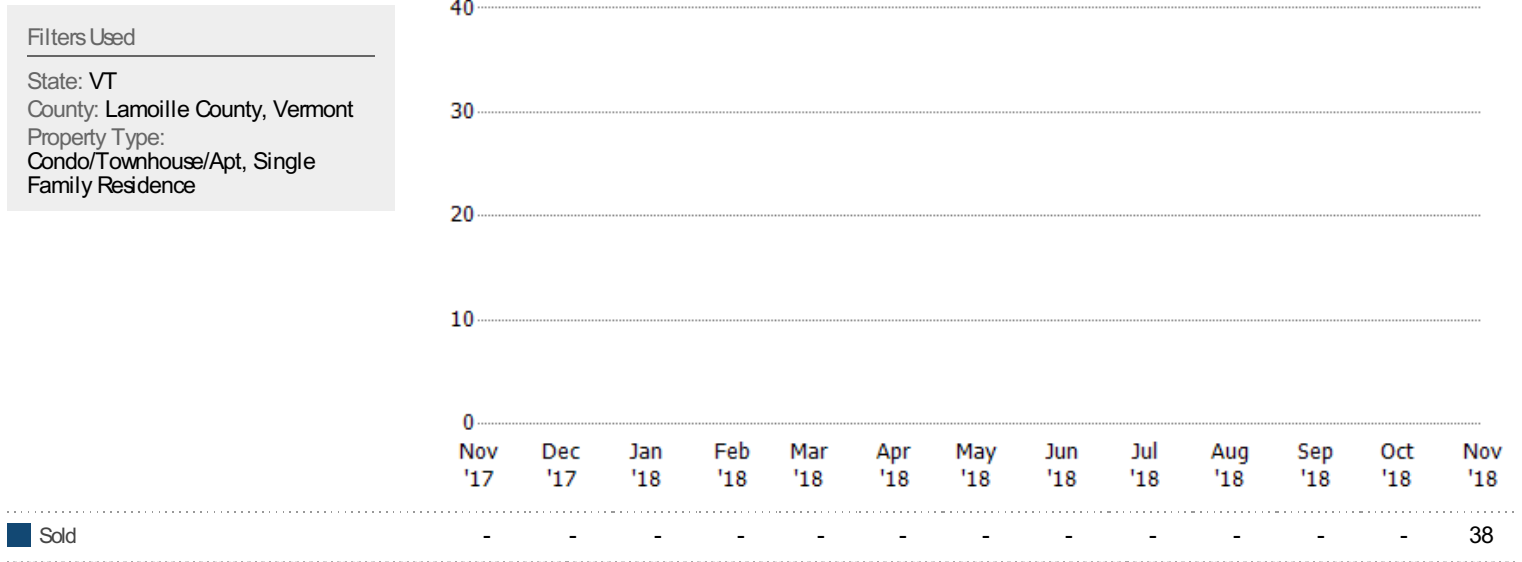
Absorption Rate

The percentage of inventory sold per month.



Active/Pending/Sold Units

The number of residential properties that were Active, Pending and Sold each month.

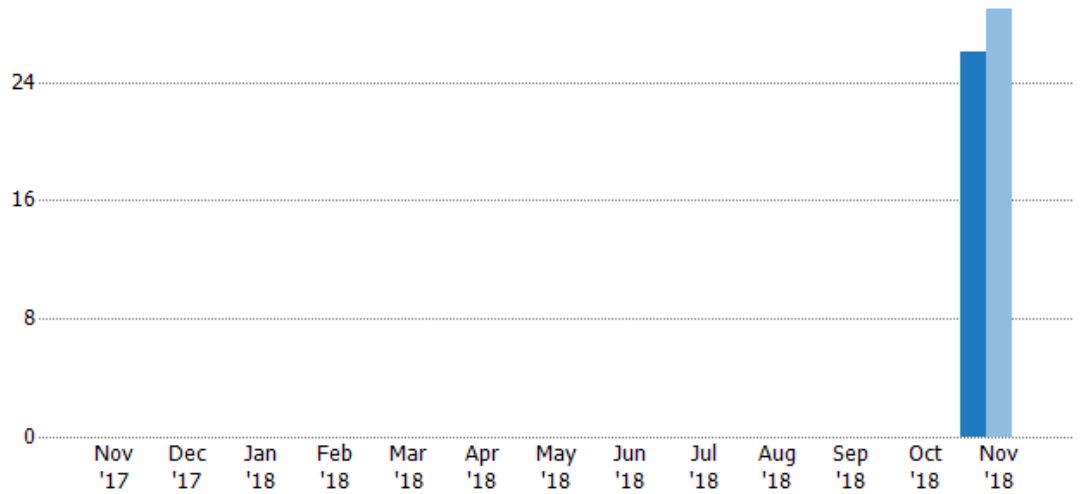


New Pending Sales

The number of residential properties with accepted offers that were added each month.

Filters Used

State: VT
 County: Lamoille County, Vermont
 Property Type:
 Condo/Townhouse/Apt, Single
 Family Residence



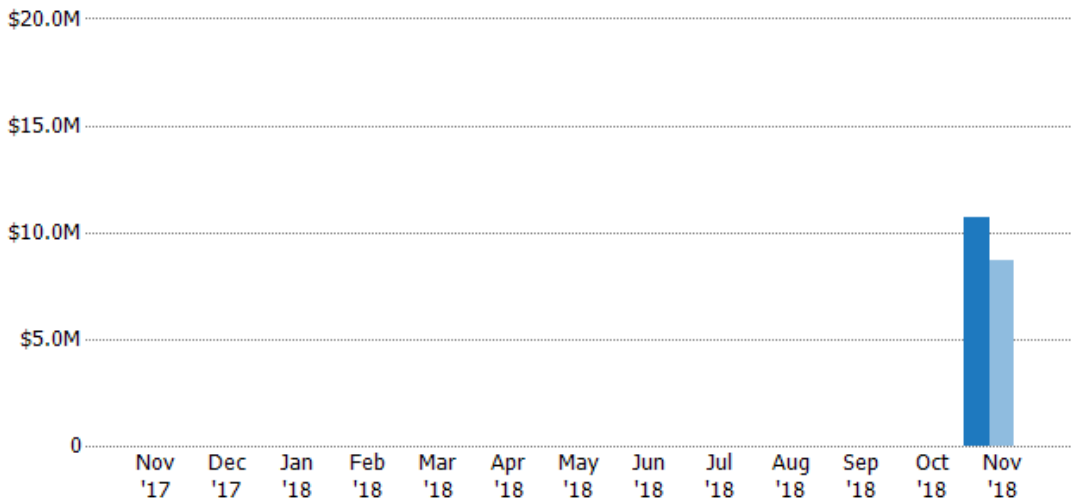
Current Year	-	-	-	-	-	-	-	-	-	-	-	-	-	26
Prior Year	-	-	-	-	-	-	-	-	-	-	-	-	-	29
Percent Change from Prior Year	-	-	-	-	-	-	-	-	-	-	-	-	-	-10%

New Pending Sales Volume

The sum of the sales price of residential properties with accepted offers that were added each month.

Filters Used

State: VT
 County: Lamoille County, Vermont
 Property Type:
 Condo/Townhouse/Apt, Single
 Family Residence



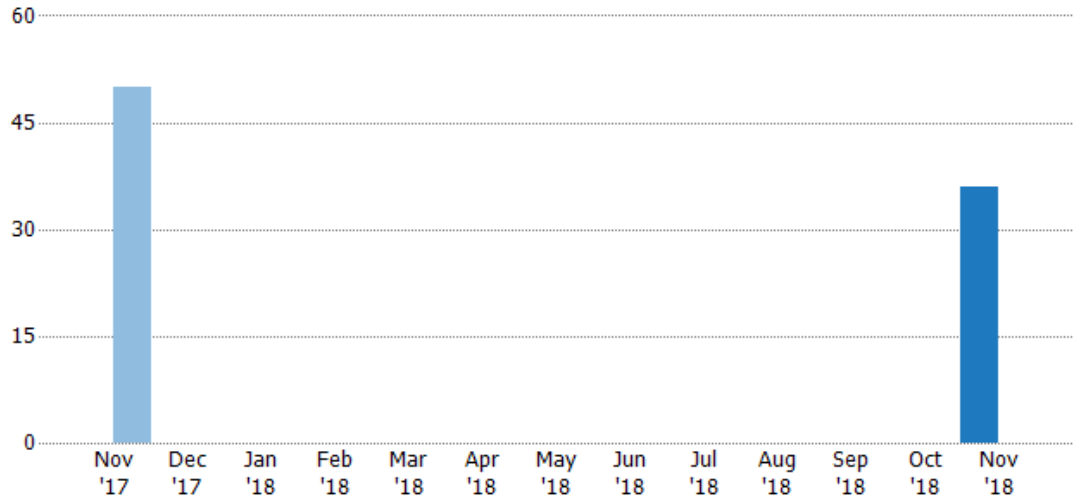
Current Year	-	-	-	-	-	-	-	-	-	-	-	-	-	\$10.7M
Prior Year	-	-	-	-	-	-	-	-	-	-	-	-	-	\$8.68M
Percent Change from Prior Year	-	-	-	-	-	-	-	-	-	-	-	-	-	23%

Pending Sales

The number of residential properties with accepted offers that were available at the end each month.

Filters Used

State: VT
 County: Lamoille County, Vermont
 Property Type:
 Condo/Townhouse/Apt, Single
 Family Residence



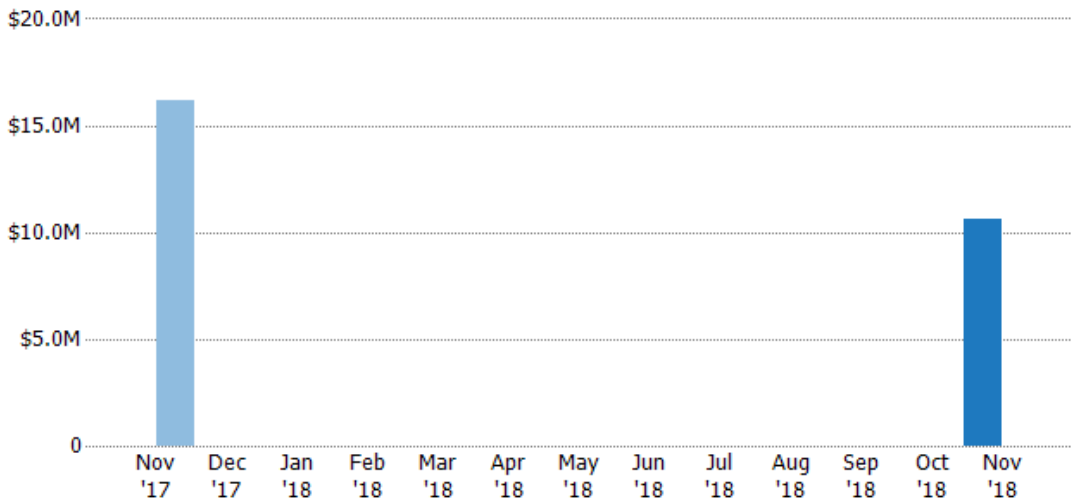
Current Year	-	-	-	-	-	-	-	-	-	-	-	-	36
Prior Year	50	-	-	-	-	-	-	-	-	-	-	-	-
Percent Change from Prior Year	-100%	-	-	-	-	-	-	-	-	-	-	-	100%

Pending Sales Volume

The sum of the sales price of residential properties with accepted offers that were available at the end of each month.

Filters Used

State: VT
 County: Lamoille County, Vermont
 Property Type:
 Condo/Townhouse/Apt, Single
 Family Residence



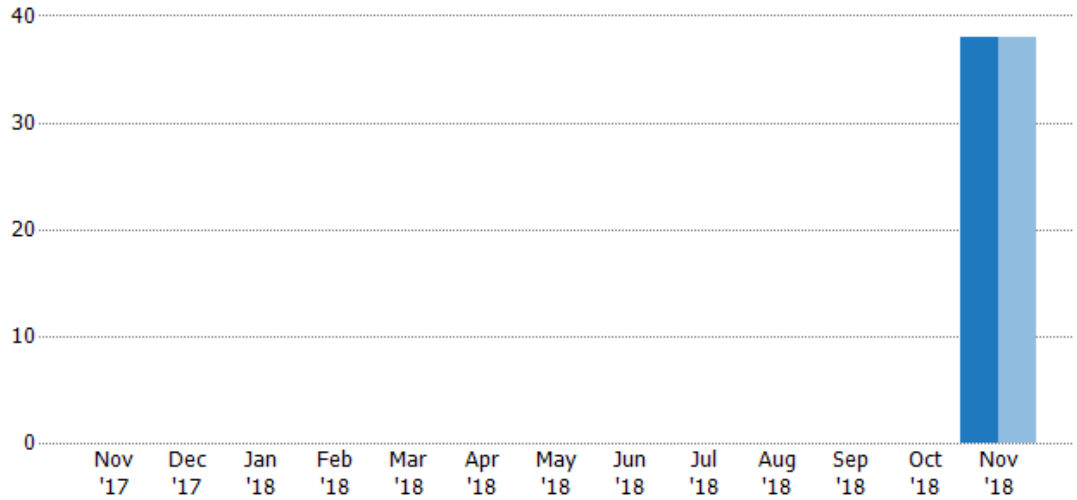
Current Year	-	-	-	-	-	-	-	-	-	-	-	-	\$10.6M
Prior Year	\$16.1M	-	-	-	-	-	-	-	-	-	-	-	-
Percent Change from Prior Year	-100%	-	-	-	-	-	-	-	-	-	-	-	100%

Closed Sales

The total number of residential properties sold each month.

Filters Used

State: VT
 County: Lamoille County, Vermont
 Property Type:
 Condo/Townhouse/Apt, Single
 Family Residence



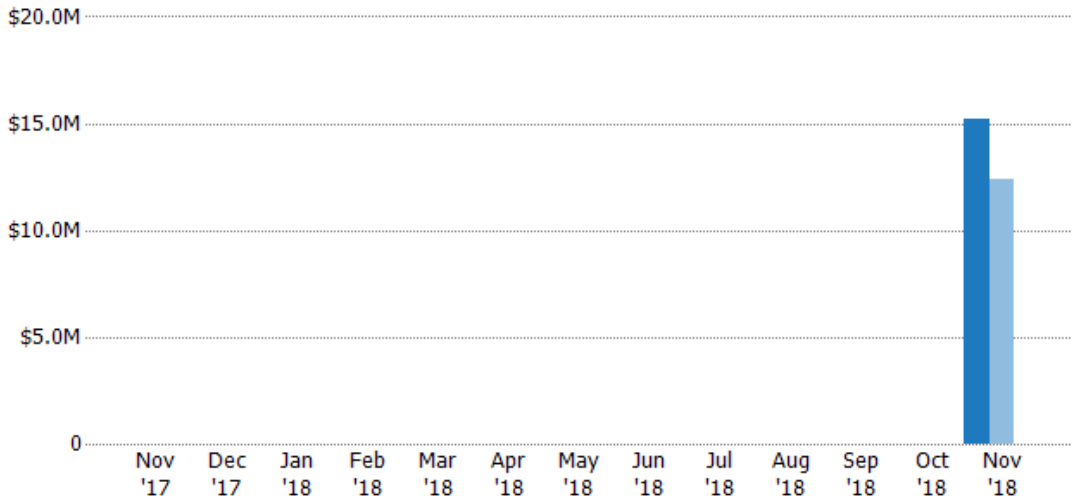
	Nov '17	Dec '17	Jan '18	Feb '18	Mar '18	Apr '18	May '18	Jun '18	Jul '18	Aug '18	Sep '18	Oct '18	Nov '18
Current Year	-	-	-	-	-	-	-	-	-	-	-	-	38
Prior Year	-	-	-	-	-	-	-	-	-	-	-	-	38
PriorExtra Year	-	-	-	-	-	-	-	-	-	-	-	-	-

Closed Sales Volume

The sum of the sales price of residential properties sold each month.

Filters Used

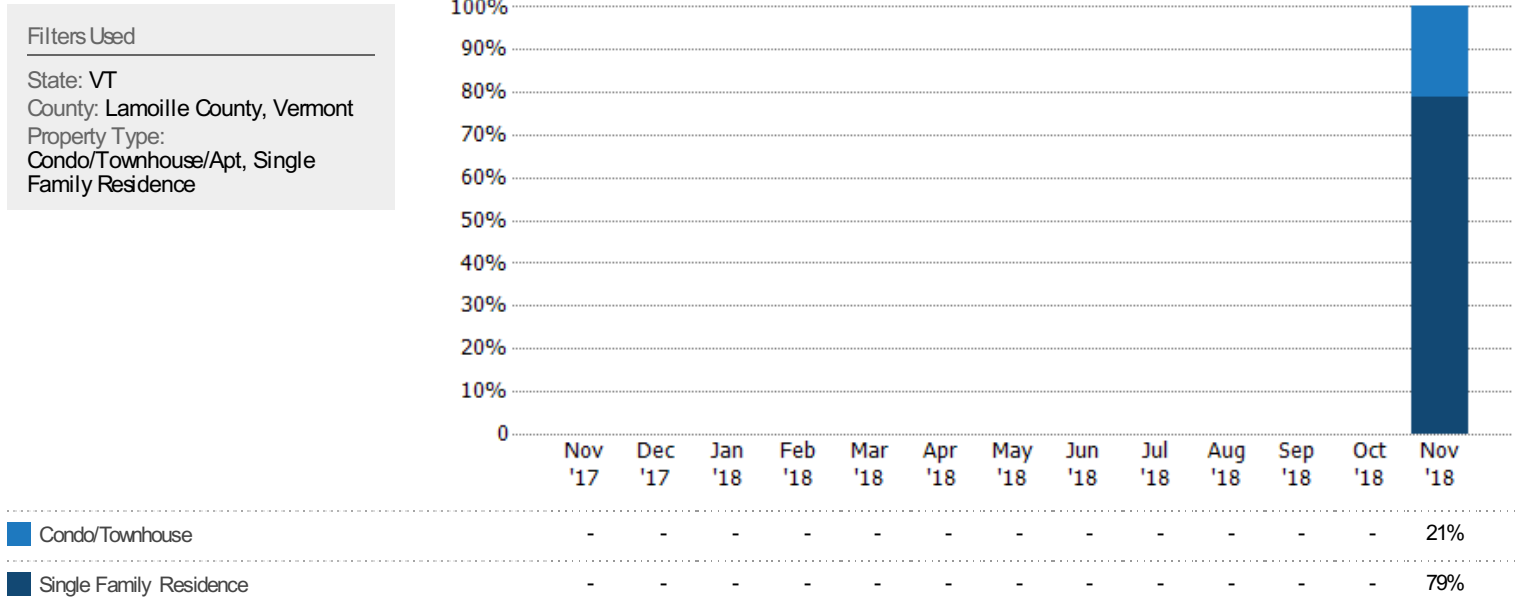
State: VT
 County: Lamoille County, Vermont
 Property Type:
 Condo/Townhouse/Apt, Single
 Family Residence



	Nov '17	Dec '17	Jan '18	Feb '18	Mar '18	Apr '18	May '18	Jun '18	Jul '18	Aug '18	Sep '18	Oct '18	Nov '18
Current Year	-	-	-	-	-	-	-	-	-	-	-	-	\$15.2M
Prior Year	-	-	-	-	-	-	-	-	-	-	-	-	\$12.4M
Percent Change from Prior Year	-	-	-	-	-	-	-	-	-	-	-	-	22%

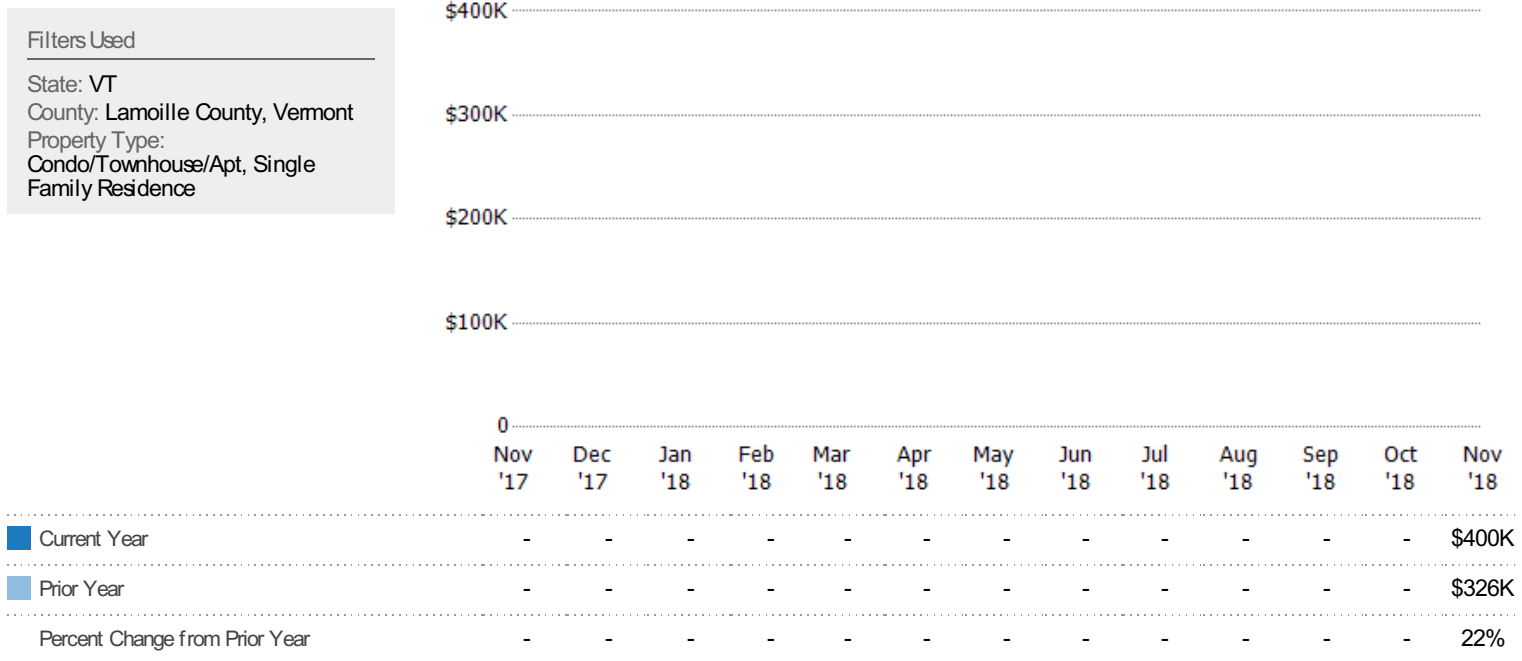
Closed Sales by Property Type

The percentage of residential properties sold each month by property type.



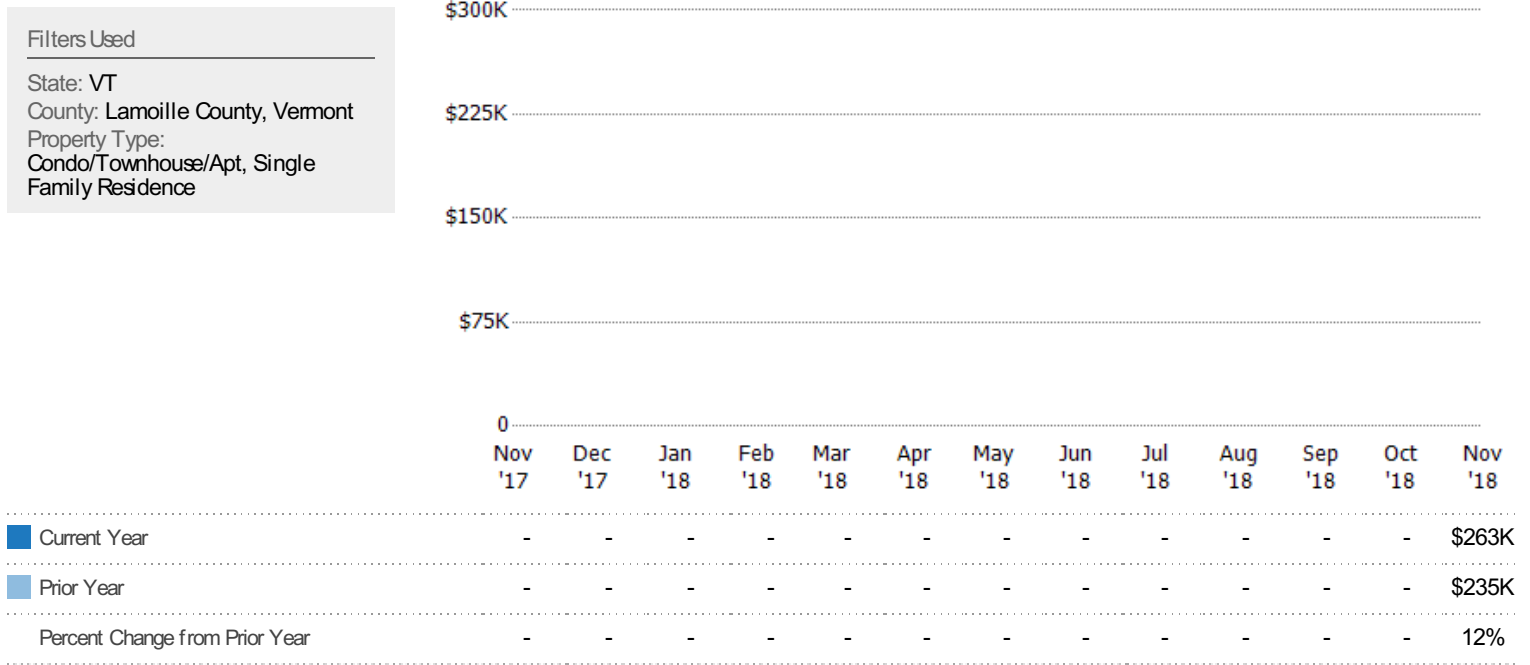
Average Sales Price

The average sales price of the residential properties sold each month.



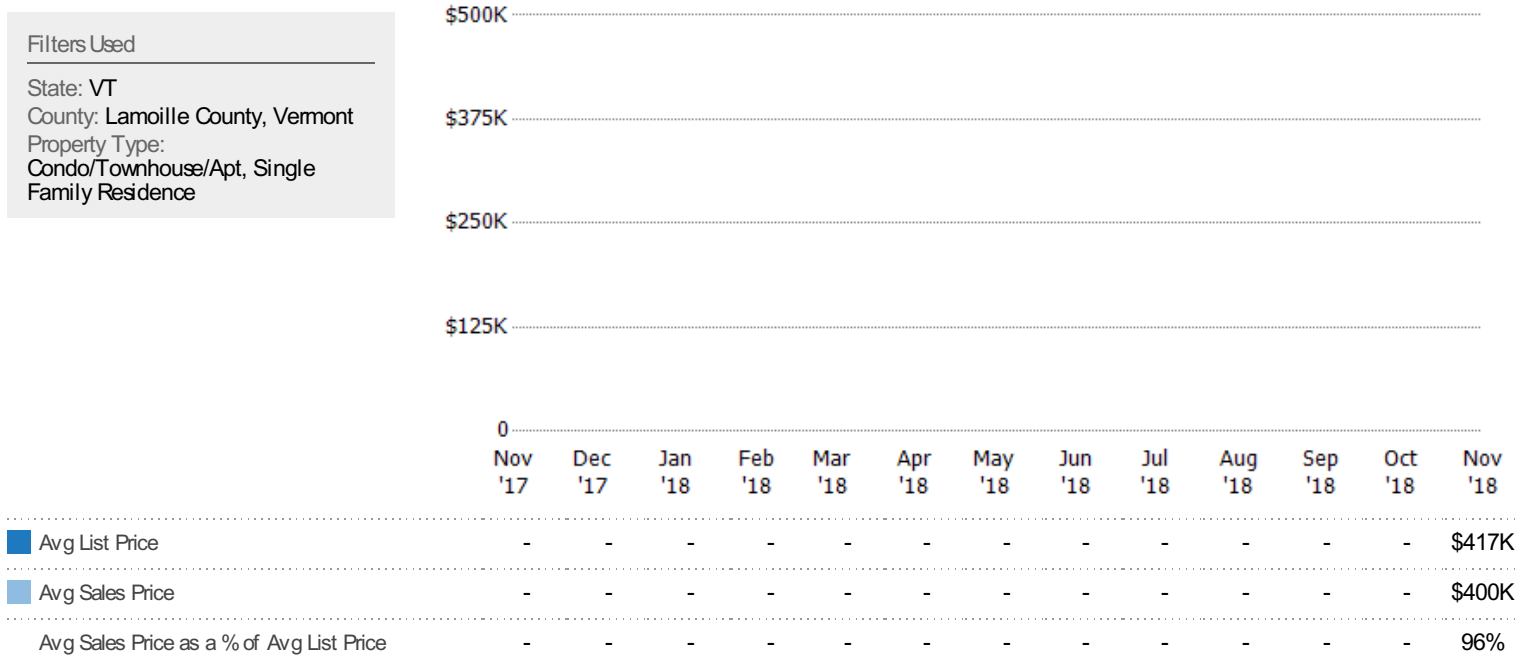
Median Sales Price

The median sales price of the residential properties sold each month.



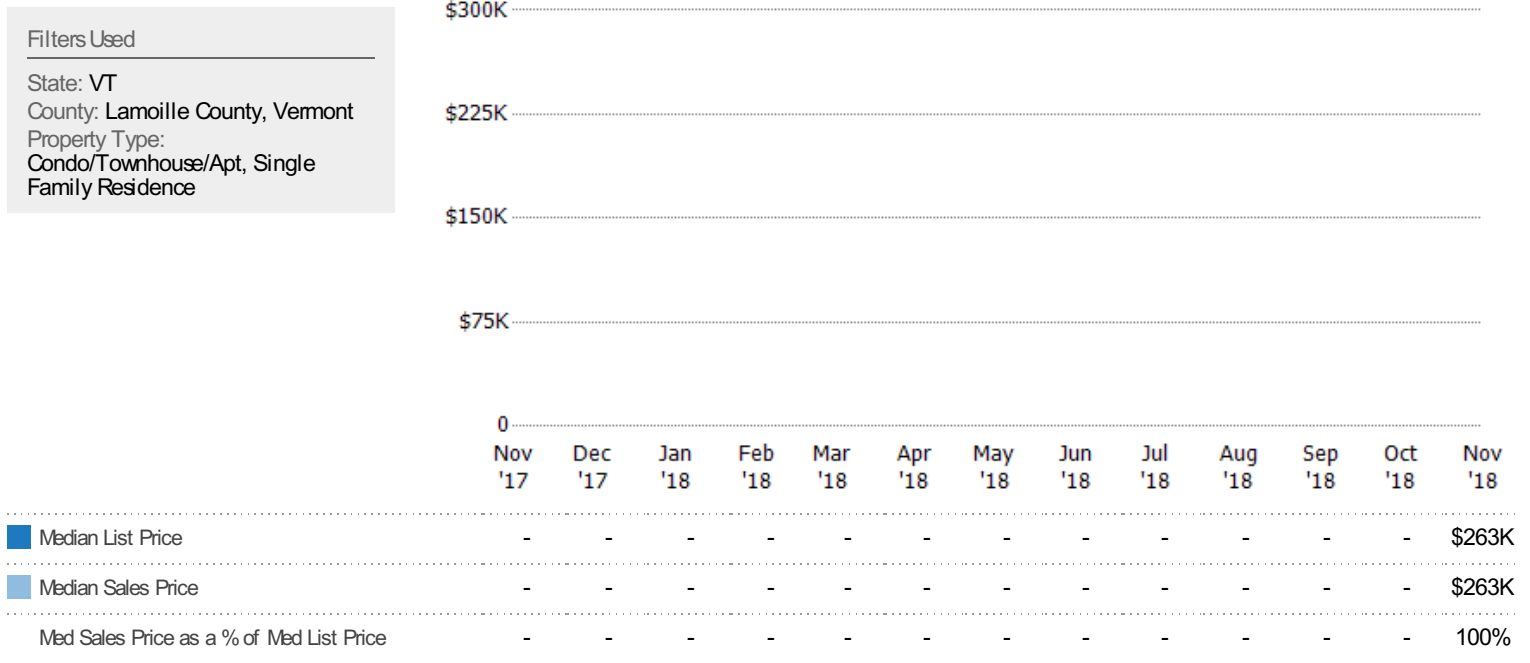
Average Sales Price vs Average Listing Price

The average sales price as a percentage of the average listing price for properties sold each month.



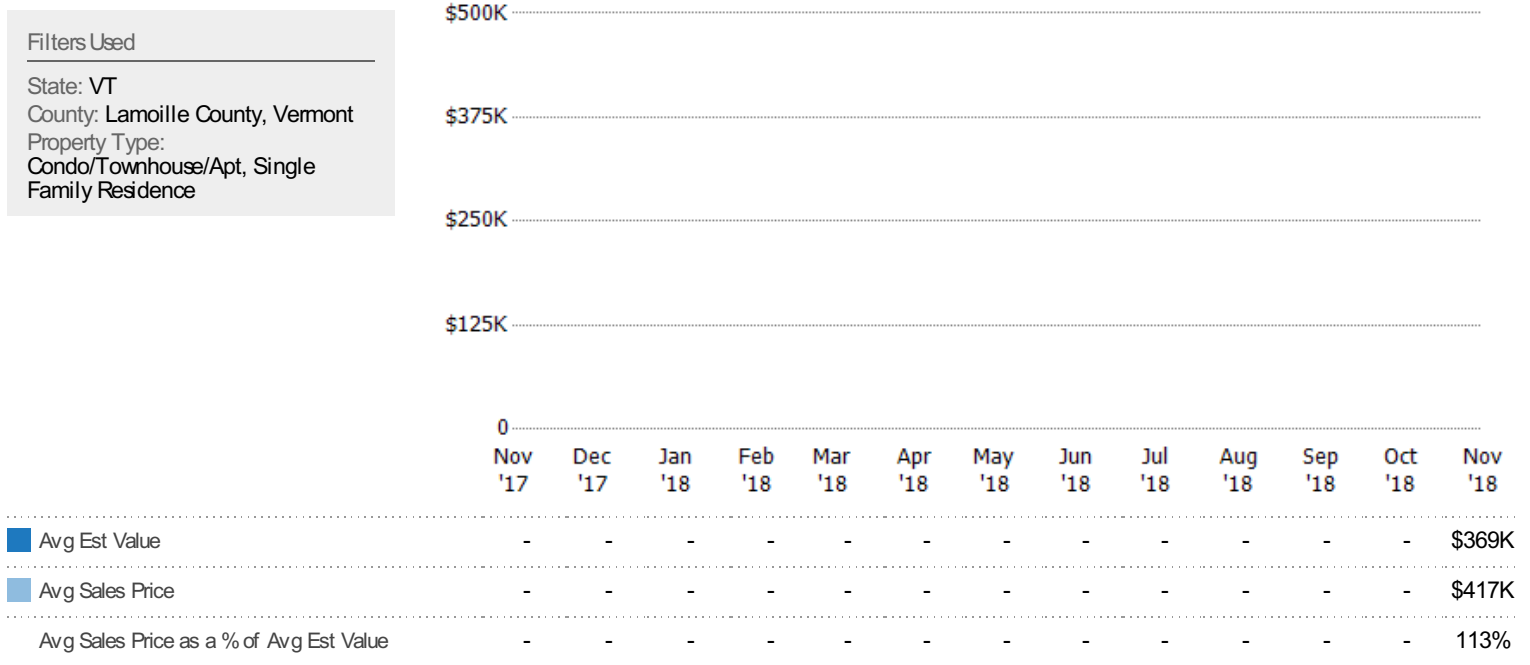
Median Sales Price vs Median Listing Price

The median sales price as a percentage of the median listing price for properties sold each month.



Average Sales Price vs Average Est Value

The average sales price as a percentage of the average AVM or RVM® valuation estimate for properties sold each month.




Median Sales Price vs Median Est Value

The median sales price as a percent of the median AVM or RVM® valuation estimate for properties sold each month.

Filters Used

State: VT
 County: Lamoille County, Vermont
 Property Type:
 Condo/Townhouse/Apt, Single
 Family Residence



	Nov '17	Dec '17	Jan '18	Feb '18	Mar '18	Apr '18	May '18	Jun '18	Jul '18	Aug '18	Sep '18	Oct '18	Nov '18
Median Est Value	-	-	-	-	-	-	-	-	-	-	-	-	\$266K
Median Sales Price	-	-	-	-	-	-	-	-	-	-	-	-	\$263K
Med Sales Price as a % of Med Est Value	-	-	-	-	-	-	-	-	-	-	-	-	99%