



## 278 NEW LEICESTER HIGHWAY

Updated Ranch for Residence or Business



**MOSAIC**  
COMMUNITY LIFESTYLE REALTY

3 Bedrooms, 2 Bathrooms  
1,492 Square Feet, .48 Acres  
MLS #3166173



## INFO:

278 New Leicester Highway, Asheville, NC 28806

3 Bedrooms, 2 Bathrooms

1,492 Square Feet • 0.48 Acres

Unfinished basement • 1,796 incl. partially finished apartment

MLS #3166173

## FEATURES:

- Updated Kitchen with Stainless Steel Appliances
- All new electric 200 amp service (2008)
- New Plumbing (2008)
- New insulation in exterior walls and attic (2008)
- New roof (2013)
- New heat pump and oil furnace (2014)
- Heated tile floors in master bath w/ skylights
- Wired for surround sound
- Partially finished basement apartment
- Buyer to verify possibility of subdividing property
- Large backyard with outdoor shed and garden space
- Ample Storage
- Zoned CBII in front, RM6 backyard on Old County Home Rd

Endless possibilities with this completely updated brick rancher zoned CBII in front, RM6 backyard on Old County Home Rd. Bring your business, your family, or both. Updates include new roof, heat pump and furnace, electric, plumbing, the list goes on and on. Kitchen and bathrooms have all been impressively remodeled with attention to detail. This 3 bedroom - 2 bath home sits on a full basement with another full bath and partially finished apartment. Buyer to verify possibility of subdividing lot.



POTENTIAL FOR DOWNSTAIRS EXPANSION OR APARTMENT


## NEW LEICESTER HWY

Updated Ranch


for Residence or Business

278 New Leicester Highway

Asheville, NC 28806



# SIGNATURE PHOTOS



**NEW LEICESTER HWY**  
Updated Ranch  
for Residence or Business  
278 New Leicester Highway  
Asheville, NC 28806



# SIGNATURE PHOTOS



Eat-in Kitchen



Gorgeous Kitchen



Three Spacious Bedrooms



Wood and Tile Flooring



Tastefully Remodeled Throughout



Fabulous Master Bathroom




Frameless Shower Doors in Master



Partially Finished Basement Apt

**NEW LEICESTER HWY**  
Updated Ranch  
for Residence or Business  
278 New Leicester Highway  
Asheville, NC 28806



# SIGNATURE PHOTOS



Full Bath in Basement



Washer/Dryer Hookups Up & Down



Hall Bathroom



Patio Room



Covered Back Porch



Workshop in Basement



Garden Space in Backyard



Low-Maintenance Brick Exterior

**NEW LEICESTER HWY**  
Updated Ranch  
for Residence or Business  
278 New Leicester Highway  
Asheville, NC 28806



**MOSAIC**  
COMMUNITY LIFESTYLE REALTY

60 Biltmore Avenue, Asheville, NC 28801 tel: 828.707.9556 fax: 800.553.1491

WWW.MYMOAICREALTY.COM

# SIGNATURE PHOTOS



Plenty of Storage



Buyer to Verify Lot Subdivision



Excellent Opportunity

**NEW LEICESTER HWY**

Updated Ranch

for Residence or Business

278 New Leicester Highway

Asheville, NC 28806



**MOSAIC**  
COMMUNITY LIFESTYLE REALTY

60 Biltmore Avenue, Asheville, NC 28801 tel: 828.707.9556 fax: 800.553.1491

WWW.MYMOSAICREALTY.COM

# REQUEST A SHOWING



To schedule a showing of this home, please contact:

**Megan Shook**

**Direct 828.450.6797**

**Email: [Megan@MyMosaicRealty.com](mailto:Megan@MyMosaicRealty.com)**

## DIRECTIONS:

From Asheville, Take Patton Avenue west to New Leicester Highway. Turn right at the light. 278 New Leicester Highway will be on your left in approx. 1.5 miles.

## **NEW LEICESTER HWY**

**Updated Ranch**

**for Residence or Business**

**278 New Leicester Highway**

**Asheville, NC 28806**