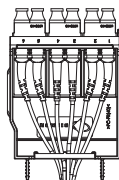


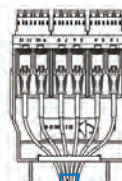
LC/MTP LightStack™ Adapter Plate Instructions

Use supplied wrap tubing sections to bundle cable in a uniform bundle to allow for proper tray movement. Secure bundles to LightStack cable managers per instruction for the enclosure.

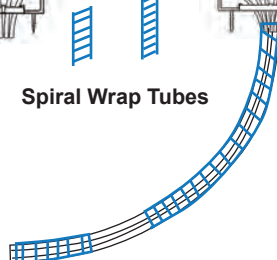
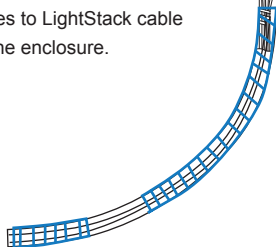
MTP Adapter Plates



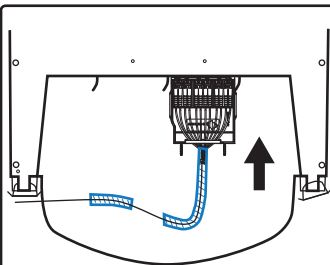
LC Adapter Plates



Spiral Wrap Tubes



Note: LC BladePatch® cords must be used when loading the rear of LC plate



Note: LC and MTP adapter plates must be loaded with LC and MTP cables before insertion into the enclosure. LC and MTP adapter plates can only be inserted and removed from the back of the enclosure.

Cable exit can easily be opened to accept cable by depressing side opposite desired loading side.

