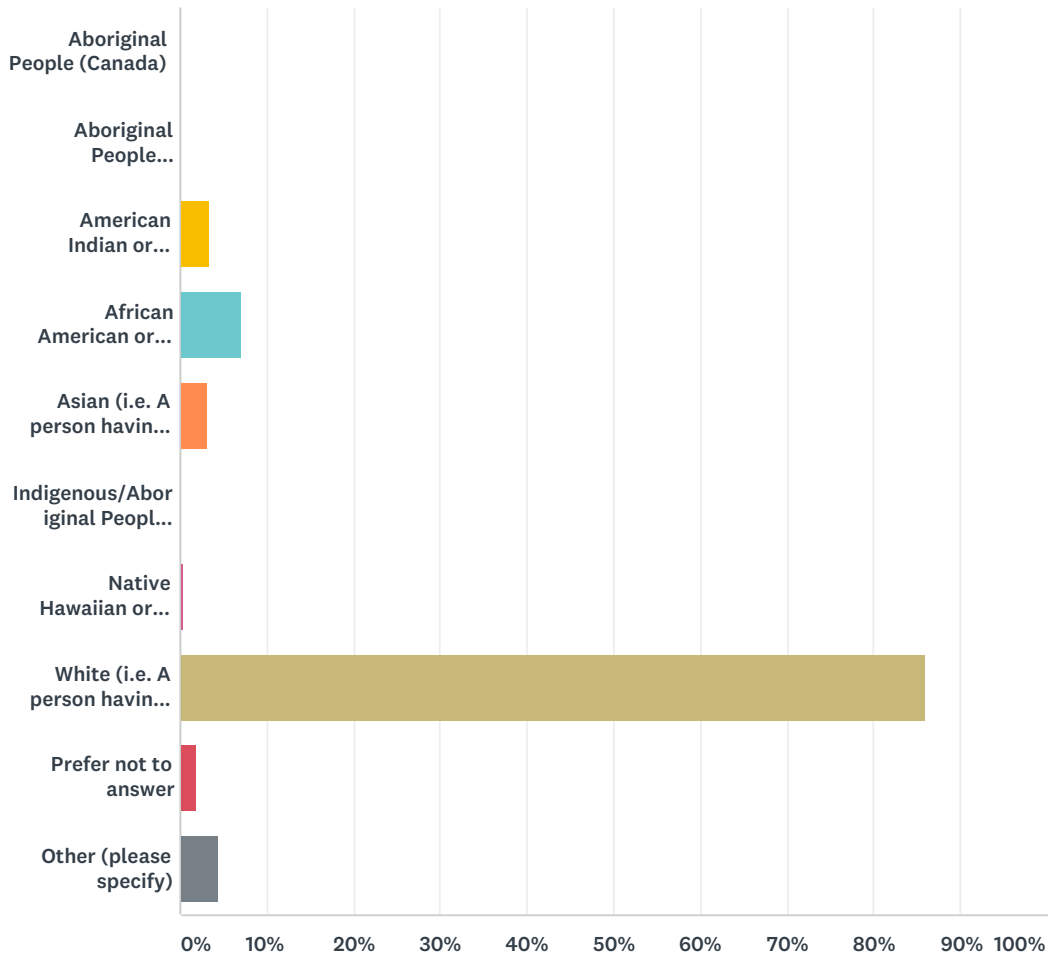


Q1 Do you identify as... (select all that apply)

Answered: 2,354 Skipped: 18



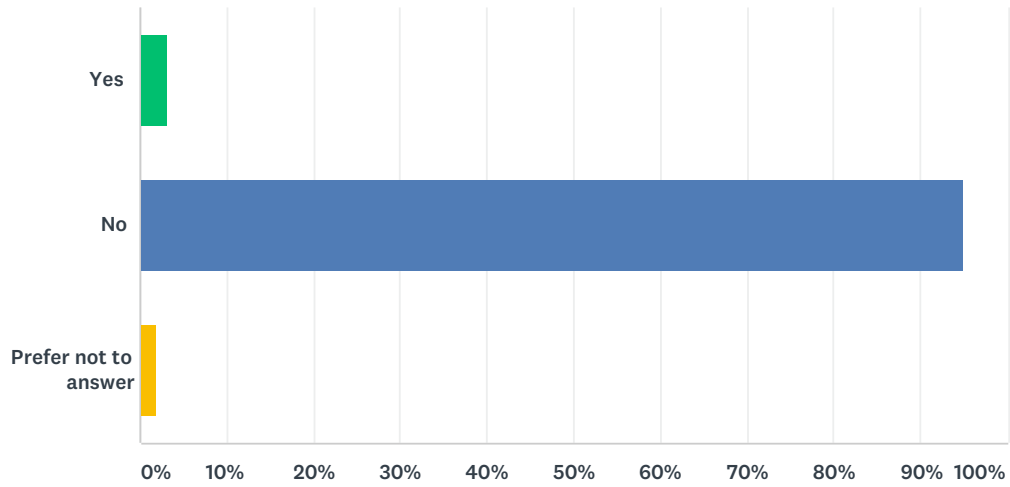
ANSWER CHOICES	RESPONSES
Aboriginal People (Canada)	0.17% 4
Aboriginal People (Australia/New Zealand)	0.04% 1
American Indian or Alaska Native (i.e. A person having origins in any of the original peoples of North and South America (including Central America))	3.31% 78
African American or Black (i.e. A person having origins in any of the Black racial groups of Africa)	7.01% 165
Asian (i.e. A person having origins in any of the original peoples of the Far East, Southeast Asia, or the Indian subcontinent including, for example, Cambodia, China, India, Japan, Korea, Malaysia, Pakistan, the Philippine Islands, Thailand, and Vietnam)	3.14% 74
Indigenous/Aboriginal People from other than Canada/Australia/New Zealand	0.17% 4
Native Hawaiian or Other Pacific Islander (i.e. A person having origins in any of the original peoples of Hawaii, Guam, Samoa, or other Pacific Islands)	0.42% 10
White (i.e. A person having origins in any of the original peoples of Europe, the Middle East, or North Africa)	85.94% 2,023
Prefer not to answer	1.91% 45

Diversity Survey, April 2017

Other (please specify)	4.29%	101
Total Respondents: 2,354		

Q2 Do you identify as Latino/Latina/Hispanic?

Answered: 2,334 Skipped: 38



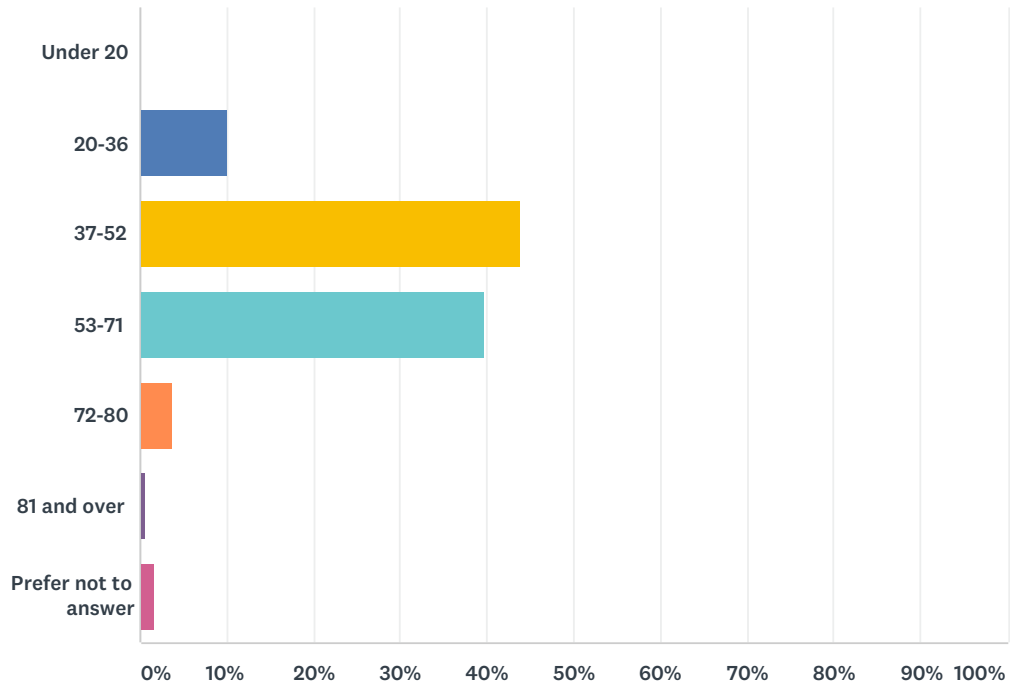
ANSWER CHOICES	RESPONSES	
Yes	3.04%	71
No	94.99%	2,217
Prefer not to answer	1.97%	46
TOTAL		2,334

Q3 Do you identify your ethnicity using different terms than the categories used above? If so, what are your preferred terms?

Answered: 487 Skipped: 1,885

Q4 What is your age?

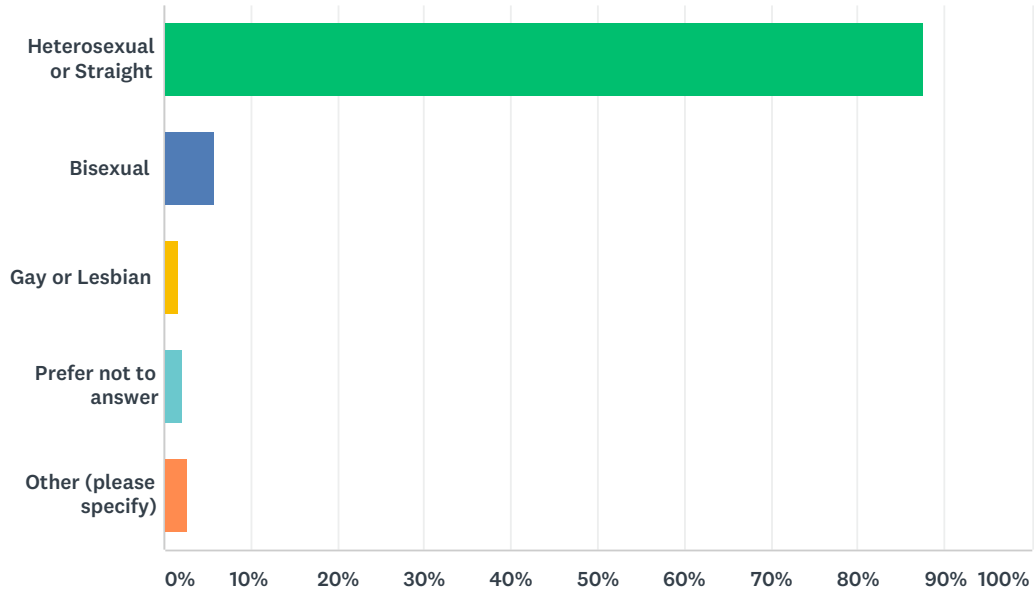
Answered: 2,364 Skipped: 8



ANSWER CHOICES	RESPONSES	
Under 20	0.00%	0
20-36	10.07%	238
37-52	43.87%	1,037
53-71	39.85%	942
72-80	3.85%	91
81 and over	0.59%	14
Prefer not to answer	1.78%	42
TOTAL		2,364

Q5 Do you consider yourself to be...

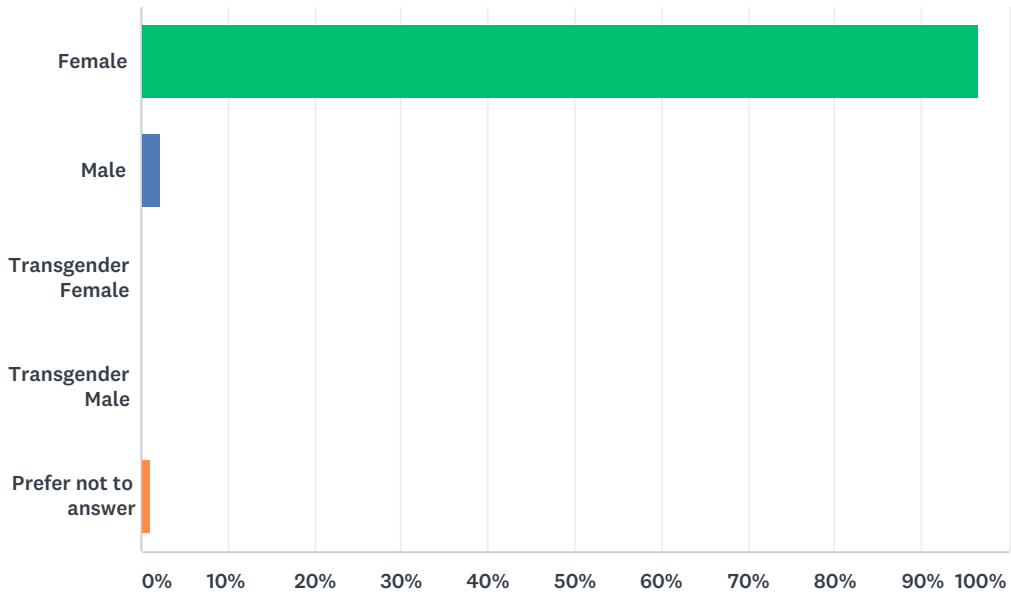
Answered: 2,362 Skipped: 10



ANSWER CHOICES	RESPONSES	
Heterosexual or Straight	87.72%	2,072
Bisexual	5.84%	138
Gay or Lesbian	1.61%	38
Prefer not to answer	2.12%	50
Other (please specify)	2.71%	64
TOTAL		2,362

Q6 Current gender identity: Do you describe yourself as... (Check all that apply)

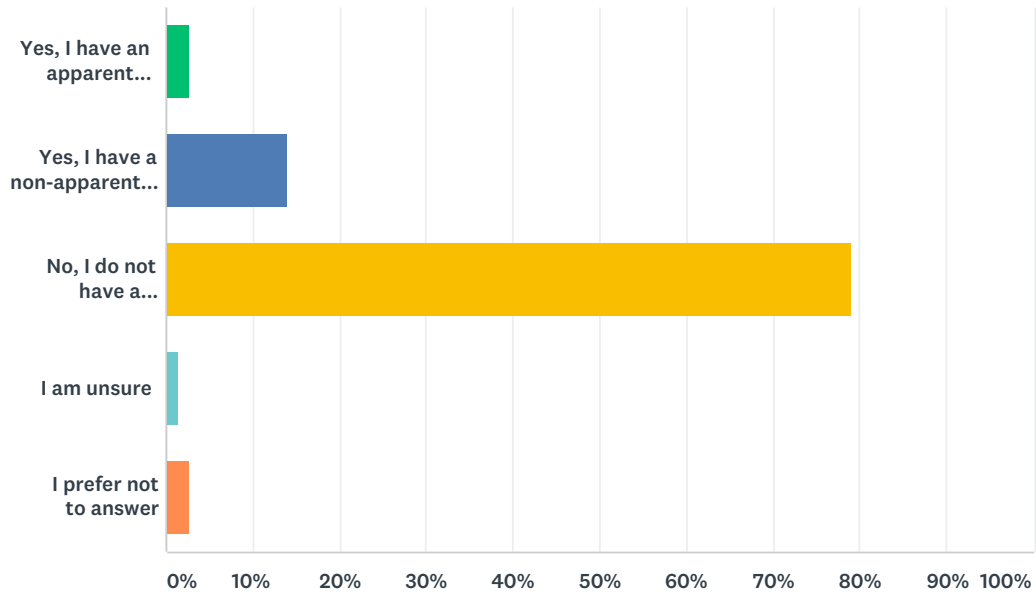
Answered: 2,335 Skipped: 37



ANSWER CHOICES	RESPONSES	
Female	96.57%	2,255
Male	2.36%	55
Transgender Female	0.09%	2
Transgender Male	0.13%	3
Prefer not to answer	0.94%	22
Total Respondents: 2,335		

Q7 Do you have a disability?

Answered: 2,372 Skipped: 0



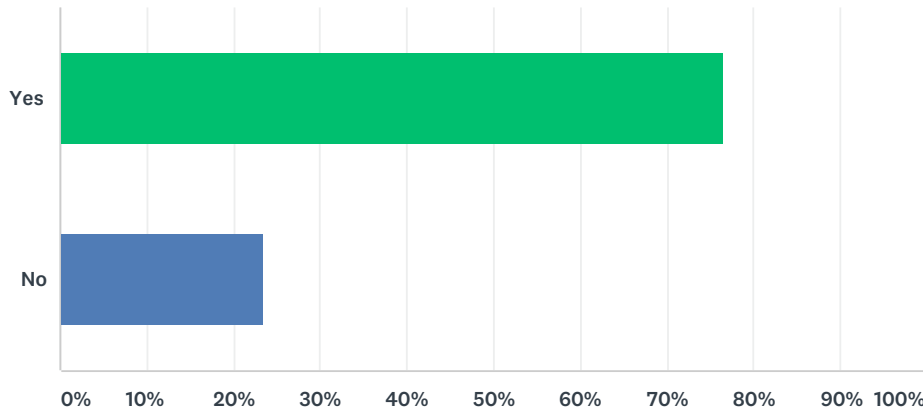
ANSWER CHOICES	RESPONSES	
Yes, I have an apparent disability	2.74%	65
Yes, I have a non-apparent disability	13.91%	330
No, I do not have a disability	79.17%	1,878
I am unsure	1.52%	36
I prefer not to answer	2.66%	63
TOTAL		2,372

Q8 If you are willing to say more, could you name or describe the disability?

Answered: 326 Skipped: 2,046

Q9 Are you published in Romance Fiction, novel or novella length?

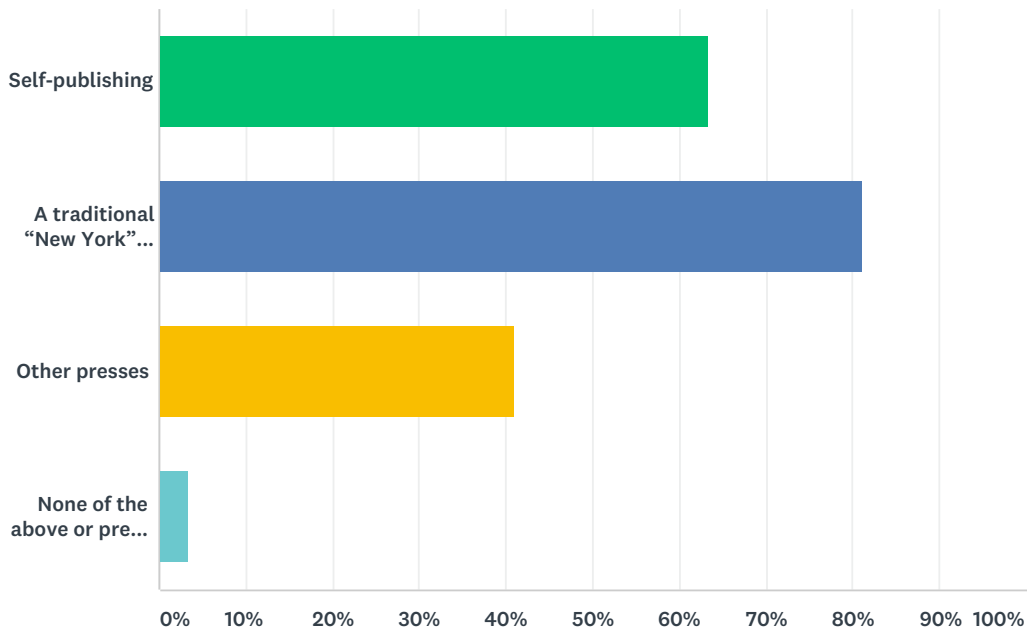
Answered: 2,365 Skipped: 7



ANSWER CHOICES	RESPONSES	
Yes	76.66%	1,813
No	23.34%	552
TOTAL		2,365

Q10 Which form(s) of Romance fiction publishing do you plan on pursuing? (Please check all that apply)

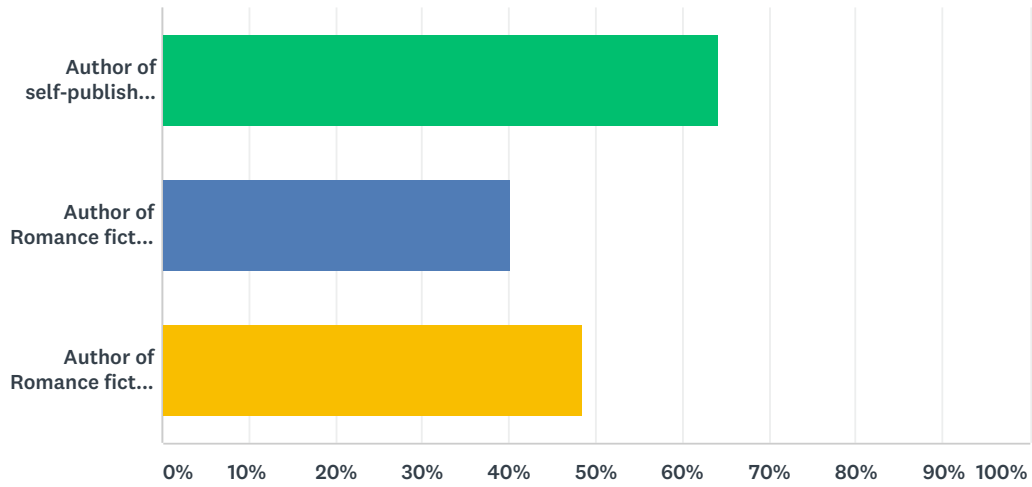
Answered: 550 Skipped: 1,822



ANSWER CHOICES	RESPONSES
Self-publishing	63.45% 349
A traditional "New York" publisher (such as Hachette, HarperCollins, Harlequin, Kensington, Penguin Random, Simon & Schuster)	81.27% 447
Other presses	40.91% 225
None of the above or prefer to not answer	3.27% 18
Total Respondents: 550	

Q11 Are you a(n)... (Check all that apply)

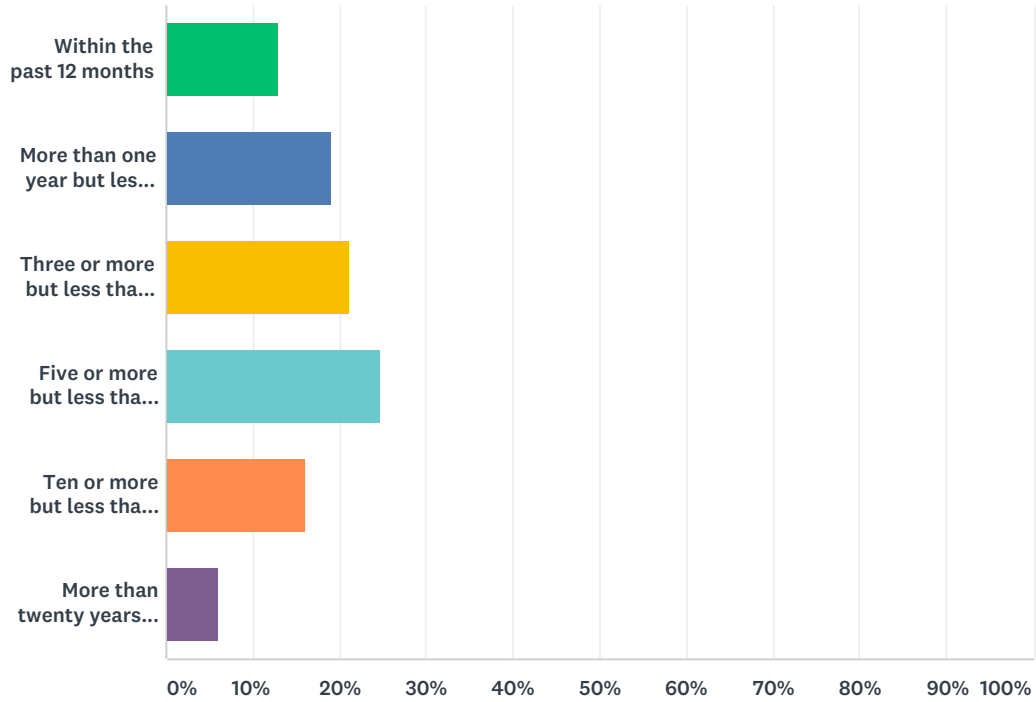
Answered: 1,802 Skipped: 570



ANSWER CHOICES	RESPONSES
Author of self-published Romance fiction books	64.15% 1,156
Author of Romance fiction books published by a traditional "New York" publisher (such as Hachette, HarperCollins, Harlequin, Kensington, Penguin Random, Simon & Schuster)	40.12% 723
Author of Romance fiction books published by another press	48.45% 873
Total Respondents: 1,802	

Q12 When was your first Romance Fiction novel or novella published?

Answered: 1,800 Skipped: 572



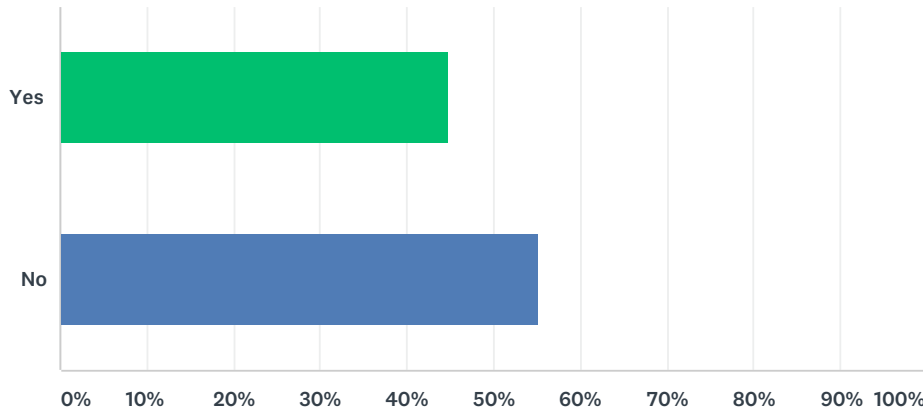
ANSWER CHOICES	RESPONSES	
Within the past 12 months	13.06%	235
More than one year but less than three years ago	19.00%	342
Three or more but less than five years ago	21.06%	379
Five or more but less than ten years ago	24.67%	444
Ten or more but less than twenty years ago	16.11%	290
More than twenty years ago	6.11%	110
TOTAL		1,800

Q13 Please tell us who your most recent Romance fiction publisher is. If you have multiple recent (within the past 2 years) publishers, please list up to three. List self-publishing as "Self".

Answered: 1,731 Skipped: 641

Q14 In the past six months, have you submitted a Romance fiction proposal or manuscript to a publisher or publishers?

Answered: 2,351 Skipped: 21



ANSWER CHOICES	RESPONSES	
Yes	44.70%	1,051
No	55.30%	1,300
TOTAL		2,351

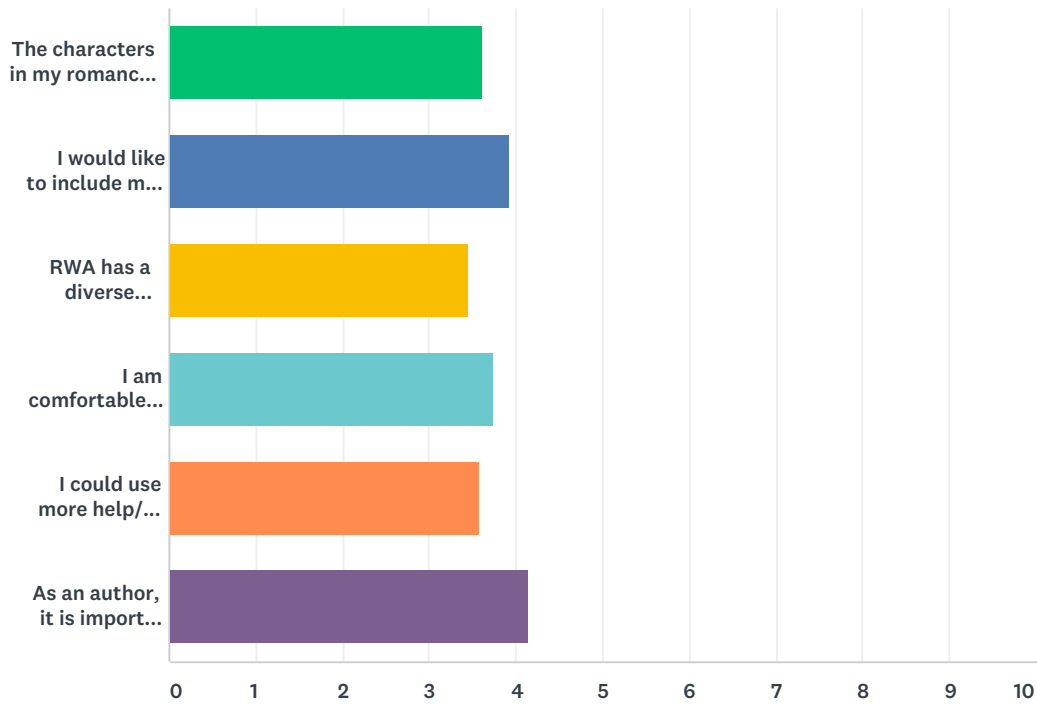
Q15 If you are currently pursuing a traditional contract for works of Romance fiction, please list the most recent publishers you have submitted to, either on your own or through an agent. List up to three.

Answered: 742 Skipped: 1,630

ANSWER CHOICES	RESPONSES	
1.	100.00%	742
2.	55.53%	412
3.	33.96%	252

Q16 Please tell us the extent you agree or disagree with the following statements. On a scale of 1 to 5 with 5 being “strongly agree” and 1 being “strongly disagree” please tell us the extent you agree or disagree with the following statements:

Answered: 2,240 Skipped: 132



	STRONGLY AGREE	AGREE	NEITHER AGREE NO DISAGREE	DISAGREE	STRONGLY DISAGREE	TOTAL	WEIGHTED AVERAGE
The characters in my romance fiction works come from diverse groups	21.76% 487	38.87% 870	21.85% 489	15.01% 336	2.50% 56	2,238	3.62
I would like to include more diverse characters, settings or plots in my writing	30.14% 674	39.53% 884	25.04% 560	4.03% 90	1.25% 28	2,236	3.93
RWA has a diverse membership	11.74% 261	38.53% 857	36.20% 805	11.56% 257	1.98% 44	2,224	3.46
I am comfortable writing about a diverse set of characters, settings and plots	23.37% 523	42.63% 954	21.00% 470	11.53% 258	1.47% 33	2,238	3.75
I could use more help/ resources in making my writing appeal to a more diverse set of readers	18.54% 414	38.20% 853	29.91% 668	9.85% 220	3.49% 78	2,233	3.58
As an author, it is important that my work appeal to a diverse audience	41.51% 927	36.95% 825	17.29% 386	3.00% 67	1.25% 28	2,233	4.14

Q17 RWA believes when Romance authors and the Romance genre more closely reflect the diversity of society, that RWA, the publishing industry, and readers will benefit. What could RWA do better to achieve that vision?

Answered: 1,252 Skipped: 1,120

Q18 The task force is also conducting written interviews with individual members about their personal experiences related to diversity and inclusion in Romance publishing. Are you willing to be contacted by a task force member for a written follow-up interview? If so, please provide your name and email address. Your survey responses will remain confidential, and your contact information will not be used for any other purpose.

Answered: 808 Skipped: 1,564