

# ELEVATION REPORT

Order ID : G110626189656 | 11/Jun/2026

Reference No. : RN003




USA

Name : Customer Name  
Location : Customer Address USA

## Table Of Contents

Page 1	Cover Page
Page 2	Wall Identification
Page 3	Front Elevation
Page 4	Right Elevation
Page 5	Back Elevation
Page 6	Left Elevation
Page 7-8	Summary Tables
Page 9-10	Uploaded Pictures



### Summary Table

	Count	Gross sq ft	Net sq ft
Walls	17	3562	2925
Windows	18	-	261
Doors	7	-	376

Notes :



url: [www.rooforders.com](http://www.rooforders.com), email: [support@rooforders.com](mailto:support@rooforders.com)

phone: 888-386-8384

This report is generated by rooforders.com. Subject to terms of service as signed.

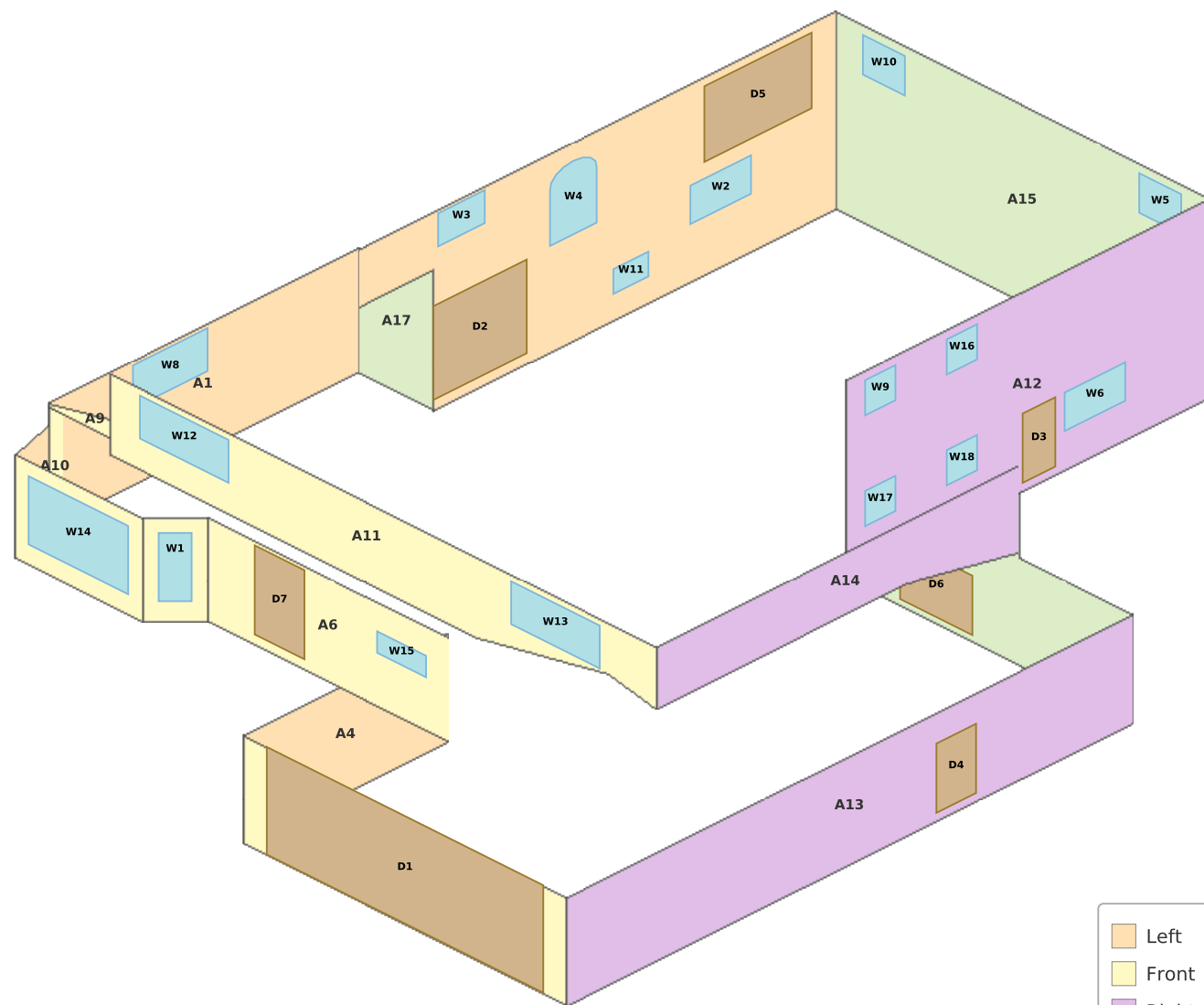
Copyrights rooforders.com. Powered by geomitra.

### Walls

Side	Gross (sq ft)	Net (sq ft)
Front	754.55	434.86
Back	813.32	743.51
Left	1020.36	845.60
Right	973.82	901.52
<b>Total</b>	<b>3562.04</b>	<b>2925.48</b>

### Doors/Windows Wrap

Element	Count	Perimeter (ft)
Doors	7	206.61
Windows	18	285.02



<span style="display:inline-block; width:10px; height:10px; background-color:orange; border:1px solid black;"></span> Left
<span style="display:inline-block; width:10px; height:10px; background-color:yellow; border:1px solid black;"></span> Front
<span style="display:inline-block; width:10px; height:10px; background-color:purple; border:1px solid black;"></span> Right
<span style="display:inline-block; width:10px; height:10px; background-color:green; border:1px solid black;"></span> Back







## Page #5: Back Elevation

Customer Address USA



### Walls

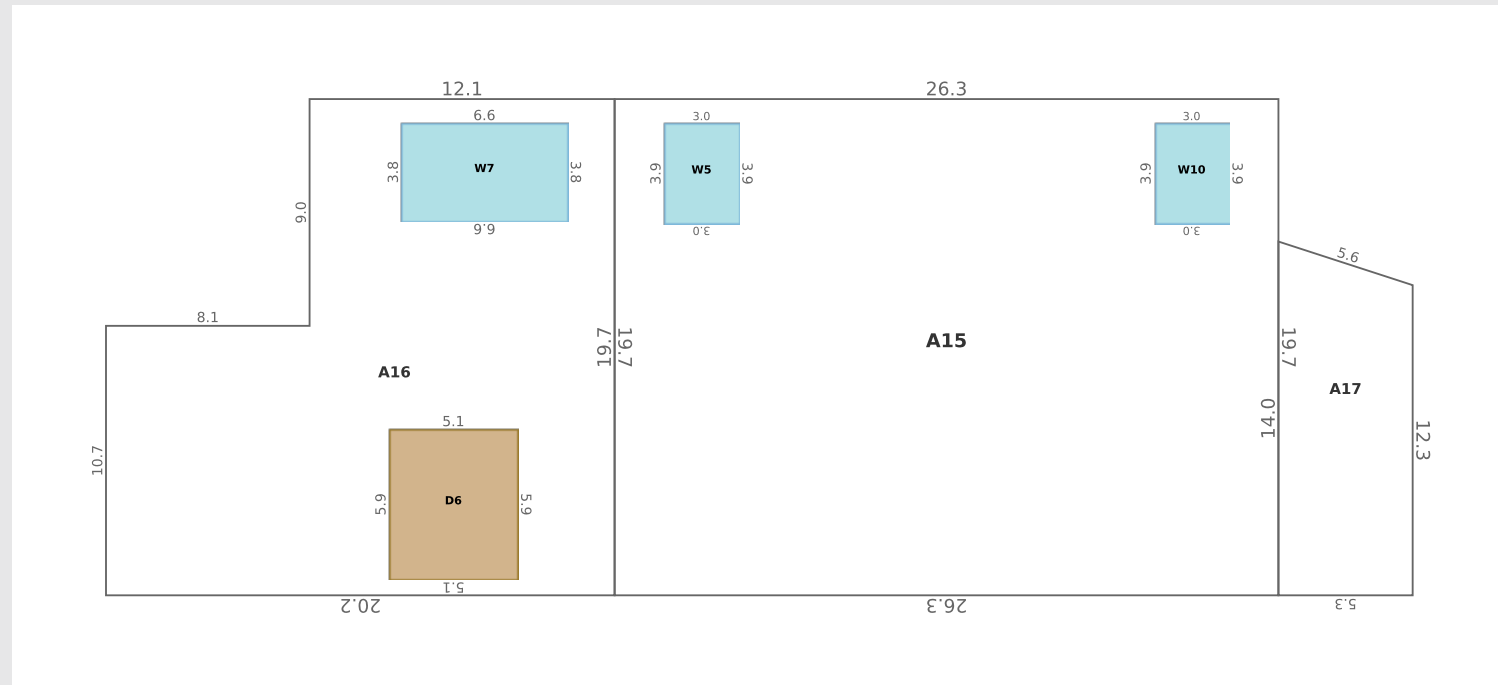
#	Perimeter (ft)	Area (sq ft)
A15	92.03	441.05
A16	79.72	239.99
A17	37.26	62.46
<b>Total</b>	<b>209.01</b>	<b>743.51</b>

### Doors

#	Perimeter (ft)	Area (sq ft)
D6	21.98	26.75
<b>Total</b>	<b>21.98</b>	<b>26.75</b>

### Windows

#	Perimeter (ft)	Area (sq ft)
W5	13.78	10.36
W7	20.77	22.35
W10	13.78	10.36
<b>Total</b>	<b>48.33</b>	<b>43.06</b>





**Doors (7 x 8)**

#	Perimeter (ft)	Area (sq ft)
D5	30.14	50.59
<b>Total</b>	<b>30.14</b>	<b>50.59</b>

**Doors (2 x 7)**

#	Perimeter (ft)	Area (sq ft)
D3	18.37	14.10
D4	19.36	17.12
<b>Total</b>	<b>37.73</b>	<b>31.21</b>

**Doors (17 x 11)**

#	Perimeter (ft)	Area (sq ft)
D1	60.28	185.22
<b>Total</b>	<b>60.28</b>	<b>185.22</b>

**Doors (5 x 6)**

#	Perimeter (ft)	Area (sq ft)
D6	21.98	26.75
<b>Total</b>	<b>21.98</b>	<b>26.75</b>

**Doors (3 x 9)**

#	Perimeter (ft)	Area (sq ft)
D7	24.71	27.60
<b>Total</b>	<b>24.71</b>	<b>27.60</b>

**Doors (6 x 9)**

#	Perimeter (ft)	Area (sq ft)
D2	31.77	54.50
<b>Total</b>	<b>31.77</b>	<b>54.50</b>

**Windows (3 x 4)**

#	Perimeter (ft)	Area (sq ft)
W5	13.78	10.36
W10	13.78	10.36
<b>Total</b>	<b>27.56</b>	<b>20.71</b>

**Windows (2 x 7)**

#	Perimeter (ft)	Area (sq ft)
W1	16.86	10.59
<b>Total</b>	<b>16.86</b>	<b>10.59</b>

**Windows (3 x 3)**

#	Perimeter (ft)	Area (sq ft)
W3	13.12	9.59
<b>Total</b>	<b>13.12</b>	<b>9.59</b>

**Windows (3 x 2)**

#	Perimeter (ft)	Area (sq ft)
W15	11.15	6.54
<b>Total</b>	<b>11.15</b>	<b>6.54</b>

**Windows (5 x 4)**

#	Perimeter (ft)	Area (sq ft)
W8	19.03	19.95
<b>Total</b>	<b>19.03</b>	<b>19.95</b>

**Windows (6 x 4)**

#	Perimeter (ft)	Area (sq ft)
W12	21.00	23.69
W13	21.00	23.69
W7	20.77	22.35
<b>Total</b>	<b>62.76</b>	<b>69.72</b>

**Windows (6 x 7)**

#	Perimeter (ft)	Area (sq ft)
W14	27.59	42.36
<b>Total</b>	<b>27.59</b>	<b>42.36</b>

**Windows (2 x 2)**

#	Perimeter (ft)	Area (sq ft)
W11	9.84	5.39
<b>Total</b>	<b>9.84</b>	<b>5.39</b>



## Page #8: Summary Tables (continued)

Customer Address USA



### Windows (2 x 3)

#	Perimeter (ft)	Area (sq ft)
W9	11.25	6.64
W16	11.25	6.64
W17	11.25	6.64
W18	11.25	6.64
<b>Total</b>	<b>45.02</b>	<b>26.56</b>

### Windows (3 x 7)

#	Perimeter (ft)	Area (sq ft)
W4	19.73	20.22
<b>Total</b>	<b>19.73</b>	<b>20.22</b>

### Windows (4 x 4)

#	Perimeter (ft)	Area (sq ft)
W2	16.18	14.53
W6	16.18	14.53
<b>Total</b>	<b>32.35</b>	<b>29.05</b>



front



back



left



right



back\_left



front\_right



back\_right



front\_left