



FY 2017 Peace Corps Early Termination Report
GLOBAL

February 2018

Overview

Since its establishment in 1961, the Peace Corps has been guided by a mission of world peace and friendship, which it promotes through cross-cultural understanding and community-based development. Volunteers serve around the world and advance this mission by living and working with local partners, focusing their efforts in one of six programmatic sectors: Agriculture, Community Economic Development, Education, Environment, Health, and Youth in Development. Volunteers are trained to speak the local language, and their day-to-day interactions provide a unique perspective about how to best partner with local communities to address development challenges. Volunteers also share their experiences with family, friends, and the American public both during their service and when they return to the United States, further strengthening mutual understanding with other countries and cultures.

Through this unique approach to development, the Peace Corps seeks to build strong relationships between the United States and the people of our partner nations. More than 230,000 Volunteers have served in 141 countries since the agency was founded in 1961.

Given the central role of Volunteers in advancing the Peace Corps mission, there can be a significant impact on agency operations when Volunteers leave before completing two years of service.¹ These earlier-than-expected departures are collectively referred to as “early terminations” (ETs). When Volunteers end their service early, their departures reduce the agency’s ability to contribute to the project goals and objectives that have been jointly established by the Peace Corps and the host country. This, in turn, can affect the Peace Corps’ relationship with the host country and/or host communities.

The Peace Corps makes significant efforts throughout the recruitment, staging, training, and support of Volunteers to minimize early terminations. In FY 2017, the agency continues to maintain the same early termination rate as in FY 2016 (11% of Volunteers). Additionally, the average length of service across all Volunteers and trainees in service during FY 2017 continued at the same level as in FY 2016 (22 months).

The agency outlines comprehensive policies and procedures governing the circumstances under which a Peace Corps Volunteer’s service may end early. Specifically, the Peace Corps Manual stipulates that an early termination should occur when a Volunteer “cannot or should not remain in service until his or her projected completion of service (COS) date.”² This manual section also identifies the four types of early termination:

- **Resignation:** A resignation is a decision made by a Volunteer who no longer wishes to continue his or her Peace Corps service.
- **Medical Separation:** If a Volunteer has or develops a medical condition that the Peace Corps cannot medically accommodate or resolve within 45 days, the Volunteer will be medically separated. This decision is made by the Office of Health Services in consultation with the Peace Corps medical officer at the post and, as needed, appropriate medical consultants.

¹ For the purposes of this report, the term “Volunteer” includes both trainees and Volunteers in the two-year Peace Corps Volunteer program. This definition does not include Volunteers who serve in the short-term Peace Corps Response program.

² Peace Corps Manual, Section 284.

- **Administrative Separation:** Pursuant to the Peace Corps Act, 22 U.S.C. 2504(i), the service of a Volunteer may be terminated at the discretion of the Peace Corps staff.³ This option is invoked when a Volunteer commits a major violation of a Peace Corps policy, including policies designed to ensure their health and safety.
- **Interrupted Service:** A Volunteer may be separated with “interrupted service” status if the country director determines that circumstances beyond the control of the Volunteer make it necessary for the Volunteer to leave his or her present assignment. Because the nature of circumstances is beyond the Volunteer’s control, interrupted service is not used in lieu of administrative separation. Examples of cases in which this type of early termination is used include civil unrest, conflict, and outbreaks of major diseases in the country of service that put the Volunteers’ health or safety at risk.

The source for the early termination data in this report is the agency’s Volunteer database (PCVDBMS). Data on the dates and reasons for early terminations are entered by post staff. These data are downloaded, cleaned, and archived⁴ by the Office of Strategic Information, Research, and Planning (OSIRP).

This report describes several measures of early terminations. It provides the annual rate of all early terminations for fiscal year (FY) 2017 and compares the FY 2017 results to those of the previous seven fiscal years. Several of the charts in this report also disaggregate the annual resignation rate as a specific type of early termination, displayed side-by-side with the overall rate of early termination.

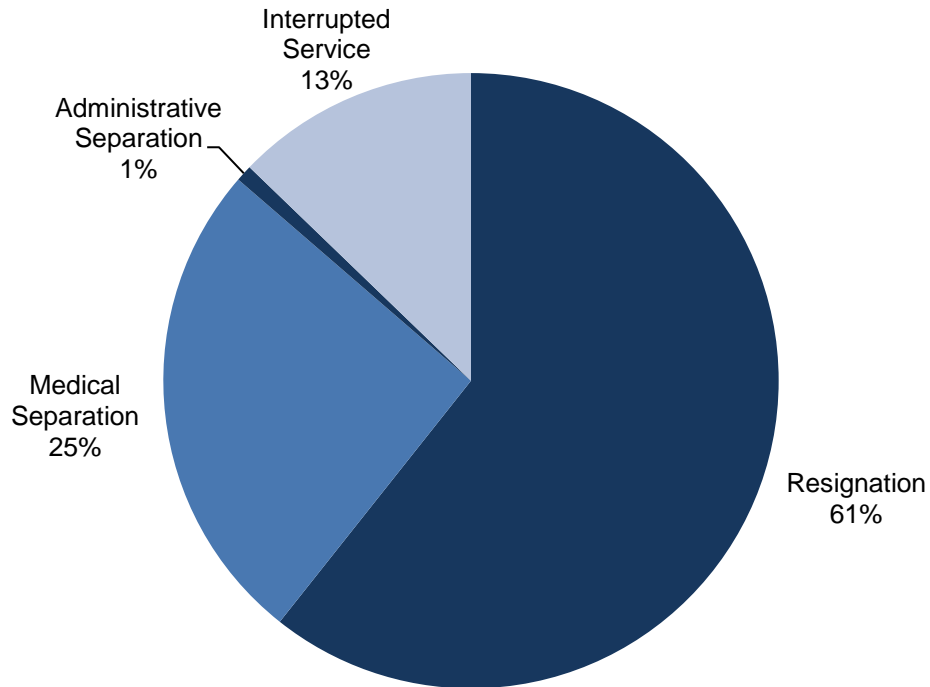
Two additional measures—cohort rate and average length of service—are included to provide further context on the tenure of Volunteers. The report also disaggregates the annual early termination rate for FY 2017 using six demographic characteristics on which the Peace Corps collects data, pursuant to the [Kate Puzey Act of 2011](#): sex, age group, marital status, education level, and racial/ethnic group.

³ Volunteers who are informed by their country director that they will be administratively separated from the Peace Corps are given a 24-hour window to voluntarily resign from their service. If they choose this alternative, they are entered into the database as a resignation.

⁴ Data sets are archived to maintain consistency and to minimize the potential for fluctuations in annual counts due to corrections or updates to individual Volunteer records over time.

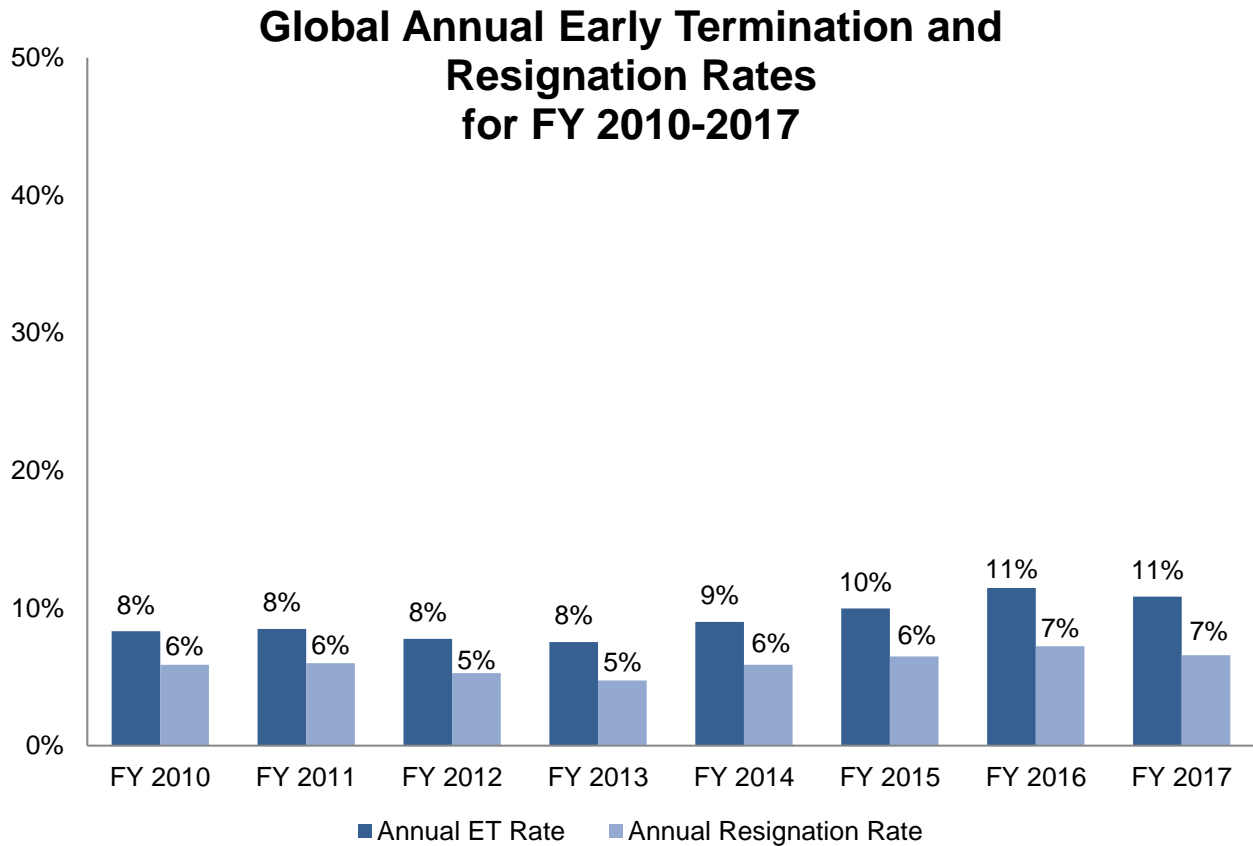
Early Terminations by Type

Percentage of Global Early Terminations in FY 2017, by Type



Summary: In FY 2017, 1,157 Volunteers did not complete their full service compared to 1,196 in 2016. Of these 1,157 Volunteers, 702 (61% of all ETs) resigned, which is similar to the result for 2016 (63% resigned). The second largest number of early terminations came from medical separations (297 Volunteers, or 25% of all ETs).

Annual Early Termination and Resignation Rates



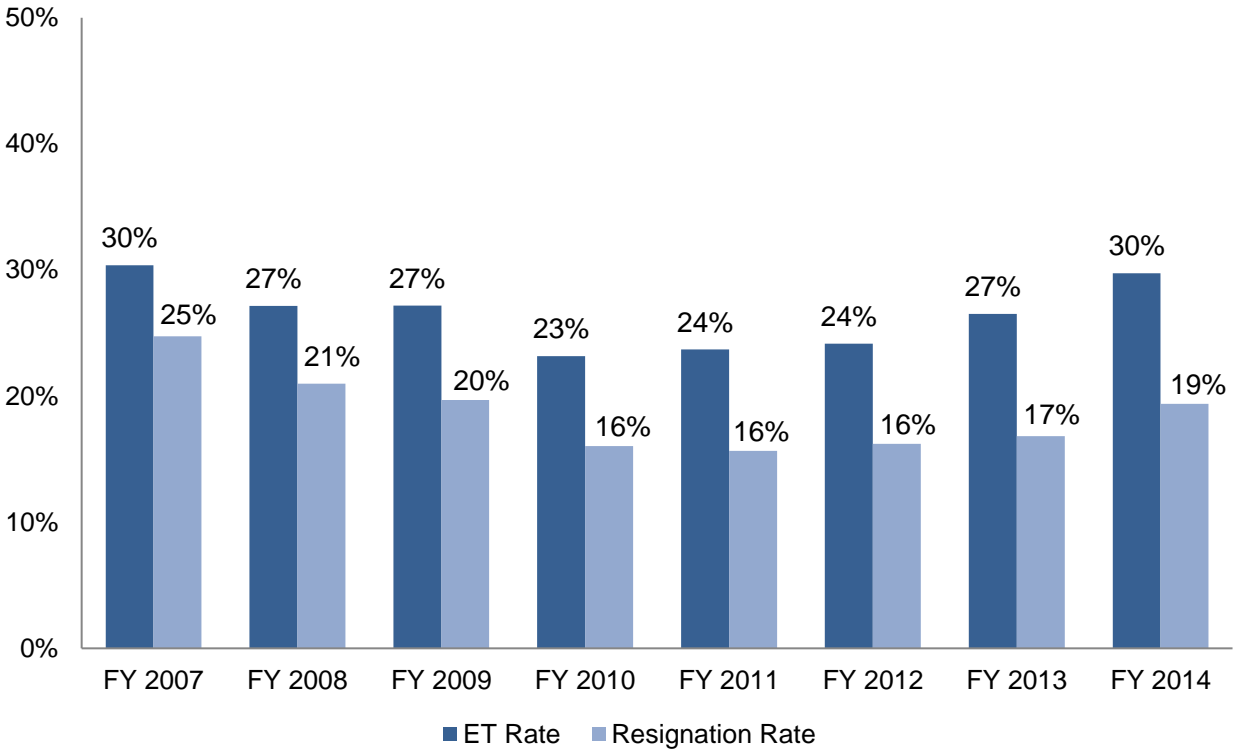
Summary: In FY 2017, 1,157 of the 10,678 Volunteers who served (10.8%) did not complete their full service. Of these 10,678 Volunteers, 6.6 percent resigned. This result is similar to the result in FY 2016 (7.2%).

Calculation: The annual ET rate is calculated for each fiscal year as the number of Volunteers who left Peace Corps service early divided by the total number of Volunteers who served at any time during the fiscal year. This calculation is based on the enter-on-duty (EOD) date—when an individual arrives at the Peace Corps’ pre-departure orientation prior to traveling to the country of service for training. Resignations consistently account for the largest number of early terminations.

$$\text{Annual Early Termination Rate} = \left(\frac{\text{Number of Volunteers Early Terminating in a Fiscal Year}}{\text{Total Number of Volunteers Serving in a Fiscal Year}} \right) \times 100$$

Cohort Early Termination and Resignation Rates

Global Early Termination and Resignation Rates of Volunteer Cohorts for FY 2007-2014



Summary: 1,020 of the 3,430 Volunteers who began their Peace Corps service in FY 2014 (30%) terminated early. Resignations accounted for the majority of these early terminations, affecting 19 percent of the Volunteers in the FY 2014 cohort, or 665 people. This result has trended upwards from FY 2012 to 2014.

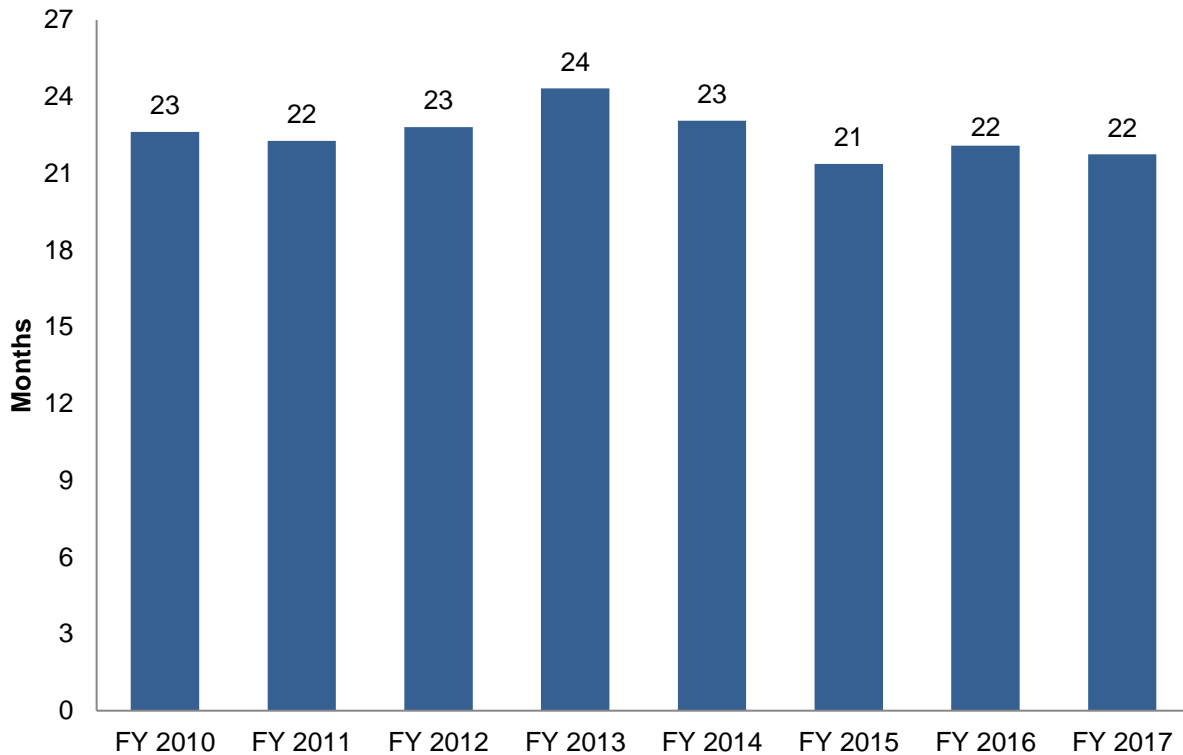
Calculation: The cohort early termination rate is based on a dataset that includes every Volunteer whose enter-on-duty date occurred in the fiscal year. The cohort ET rate is calculated as the number of Volunteers in the fiscal year cohort who terminated early (at any point in their service) divided by the total number of Volunteers in that fiscal year cohort. The cohort rates are not calculated until at least 95 percent of all Volunteers in the cohort have ended their service. While the annual ET rate is akin to asking what percentage of all university students dropped out in a given year, this measure is akin to asking what percentage of a specific freshman class dropped out before graduating.

Volunteers are typically expected to serve 27 months from staging to close of service. For this reason, the agency calculates the cohort rate after approximately three years to ensure that 95 percent of the cohort has reached the end of their service. As a result, the most recent fiscal year cohort rate that is available for FY 2017 is the cohort that entered on duty in FY 2014.

$$\text{Cohort Early Termination Rate} = \left(\frac{\text{Number of Volunteers in a Cohort Terminating Early}}{\text{Total Number of Volunteers in the Cohort}} \right) \times 100$$

Average Length of Service

Global Average Length of Service for FY 2010-2017



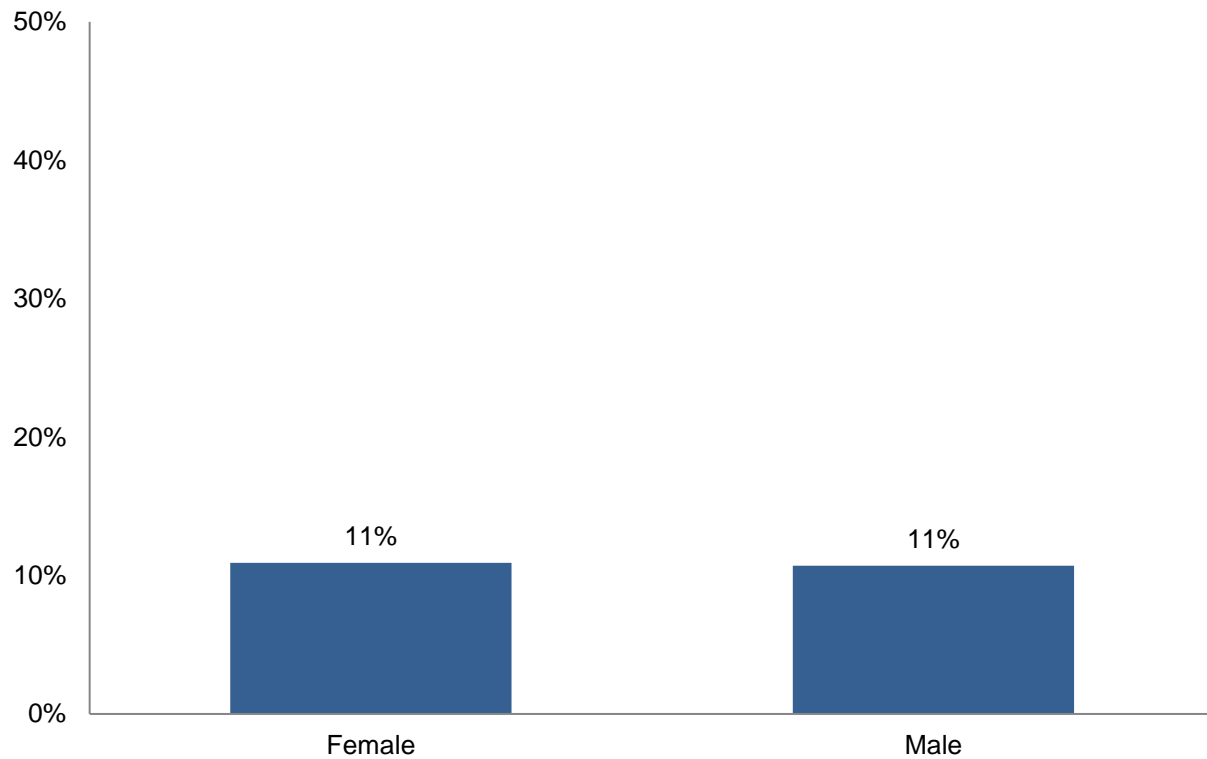
Summary: The average length of service of all Volunteers who ended their Peace Corps service in FY 2017 was 21.8 months compared to 22.1 months on average in FY 2016 and 21.4 months in FY 2015.

Calculation: The average length of service is calculated by measuring the number of months served by each Volunteer who has ended his or her service in a fiscal year. The length of service period begins with the Volunteer’s enter-on-duty (EOD) date and ends with the date of either the close of service (COS) or early termination (ET). The average length of service is calculated by dividing the total number of months served by all Volunteers who left service in the fiscal year by the total number of Volunteers who ended their service in the same fiscal year.

$$\text{Average Length of Service} = \frac{\text{Total Number of Months Served by Volunteers Completing or Ending Service in the Fiscal Year}}{\text{Number of Volunteers Completing or Ending Service in the Fiscal Year}}$$

Annual Early Termination Demographic Data—Sex

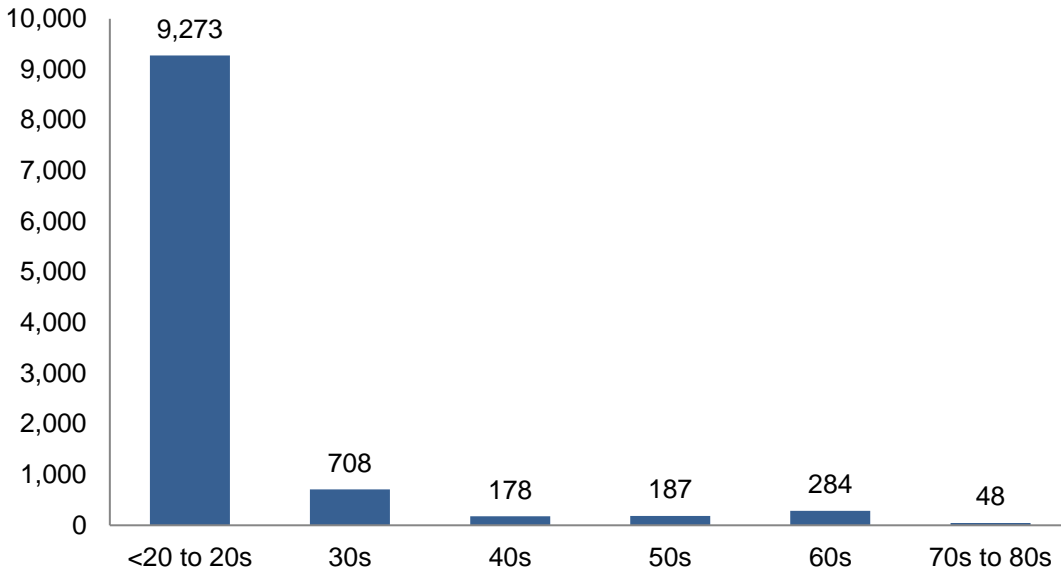
FY 2017 Early Termination Rate by Sex



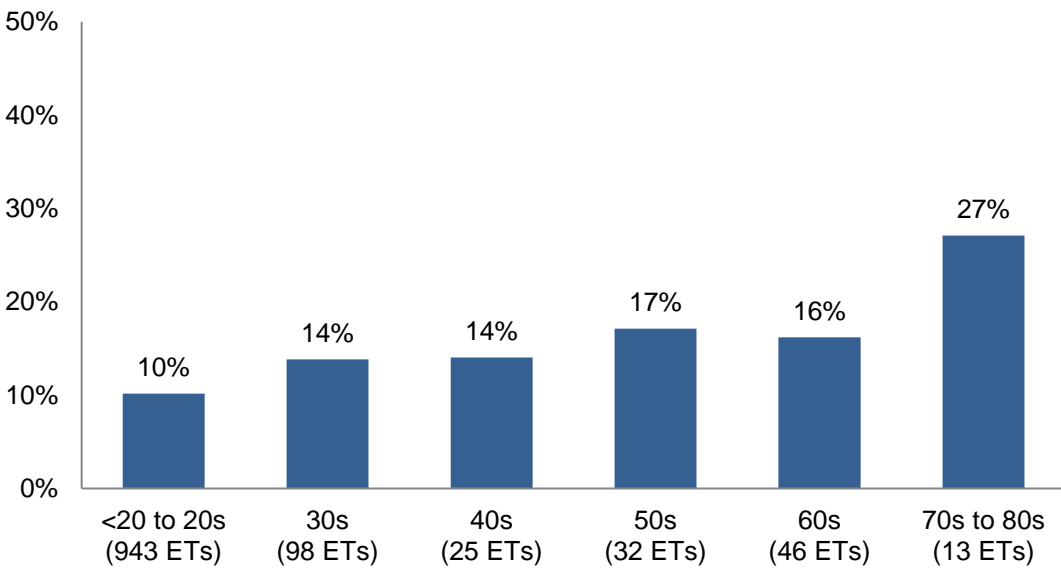
Summary: In FY 2017, 727 out of 6,666 female Volunteers (11%) and 430 out of 4,012 male Volunteers (11%) left service early.

Annual Early Termination Demographic Data—Age Group

Number of FY 2017 Volunteers by Age Group



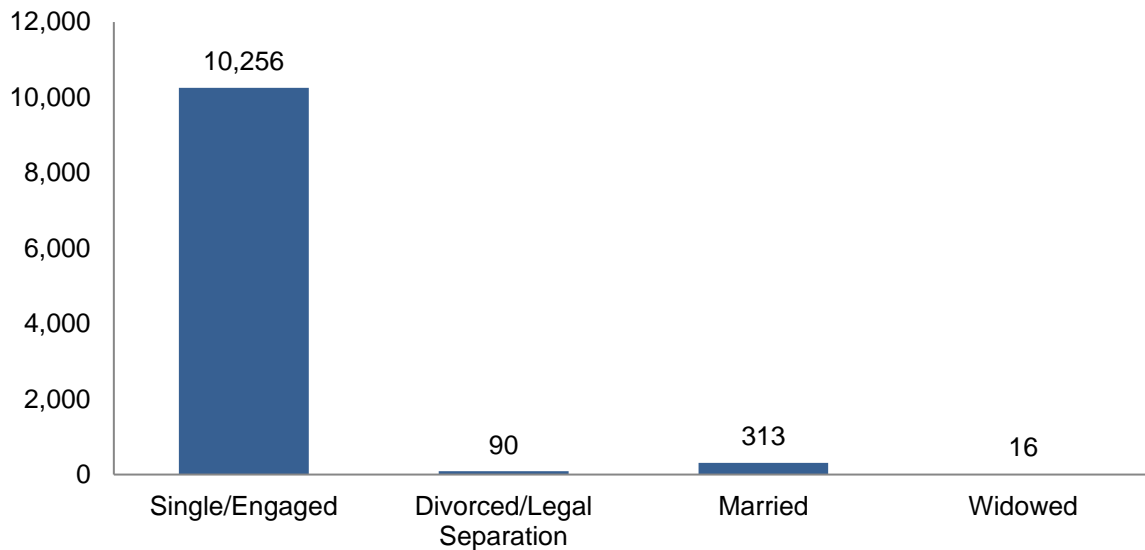
Number and Percentage of Early Terminations (ETs) by Age Group



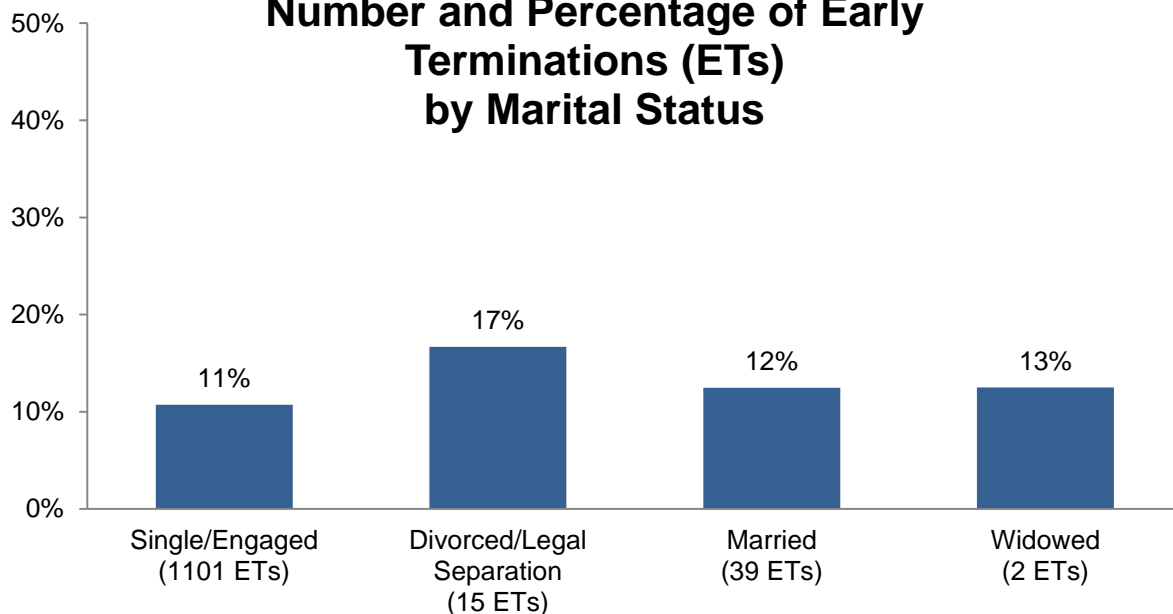
Summary: The vast majority of Volunteers are in their 20s. This group has the lowest early termination rate of any age group (10%). The highest ET rate of any group in FY 2017 was found among Volunteers in their 70s to 80s (27%).

Annual Early Termination Demographic Data—Marital Status

Number of FY 2017 Volunteers by Marital Status



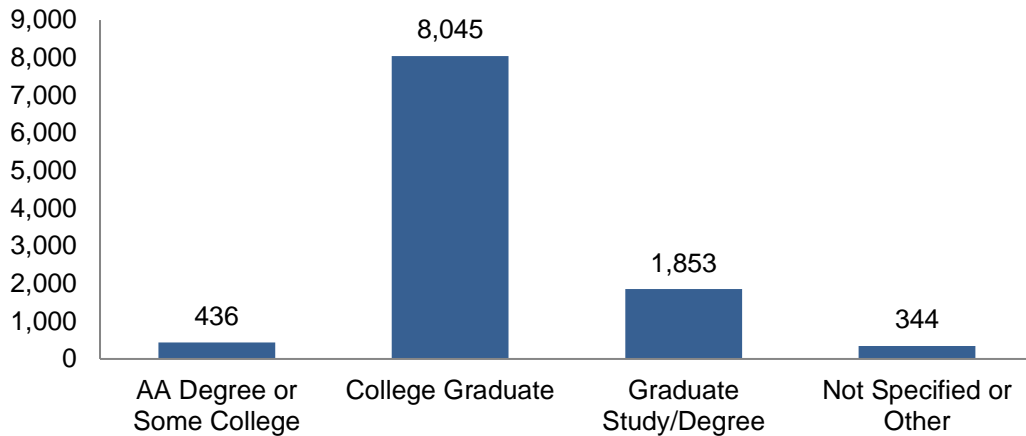
Number and Percentage of Early Terminations (ETs) by Marital Status



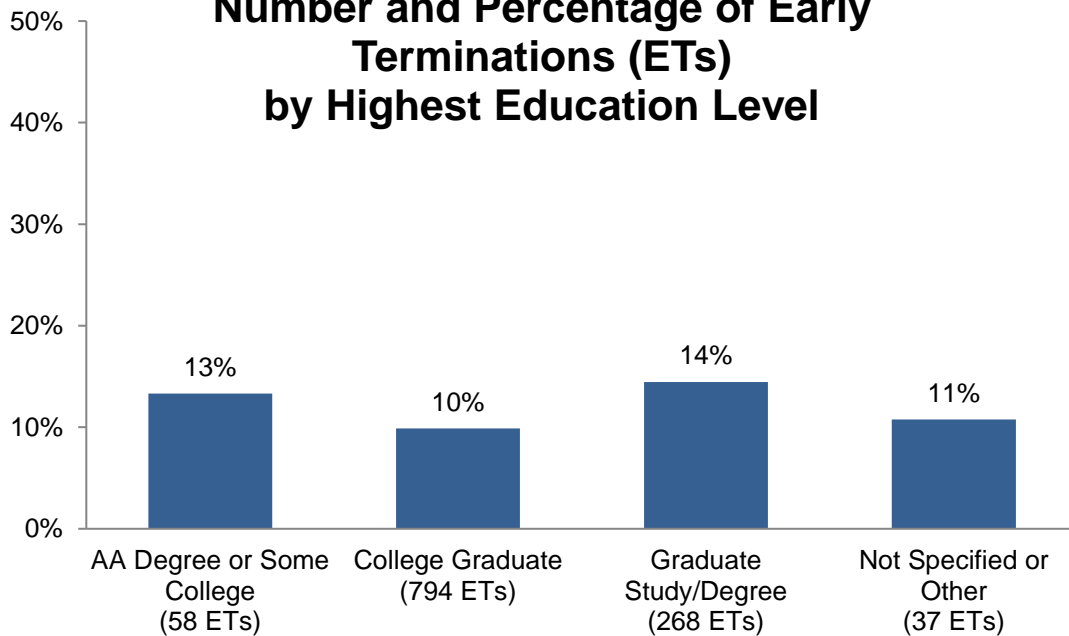
Summary: Data in this section are drawn from the Volunteers' applications for Peace Corps service. As these data show, the vast majority of Volunteers are not married. Early termination rates vary modestly across marital status groups from a low of 11 percent among Volunteers who are single/engaged to 12 percent of Volunteers who are married, 13 percent of those who are widowed, and 17 percent of those who were divorced or separated.

Annual Early Termination Demographic Data—Education Level

Number of FY 2017 Volunteers by Highest Education Level



Number and Percentage of Early Terminations (ETs) by Highest Education Level

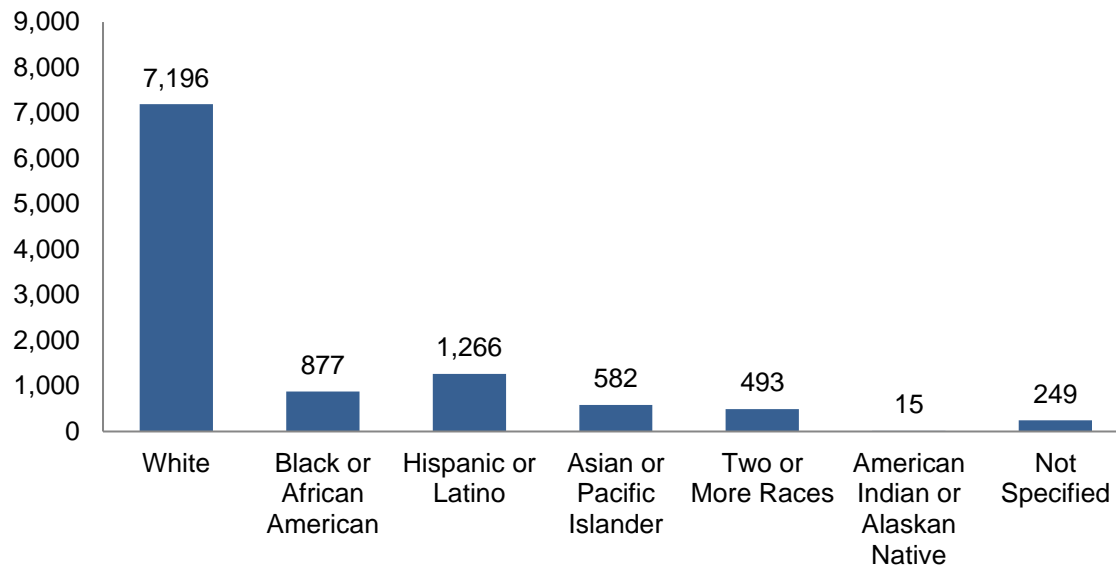


Summary: The vast majority of Volunteers have an undergraduate or higher education. Early termination rates vary modestly by educational level from a low of 10 percent among college graduates to a high of 14 percent of Volunteers who have had some graduate study or completed a graduate degree.

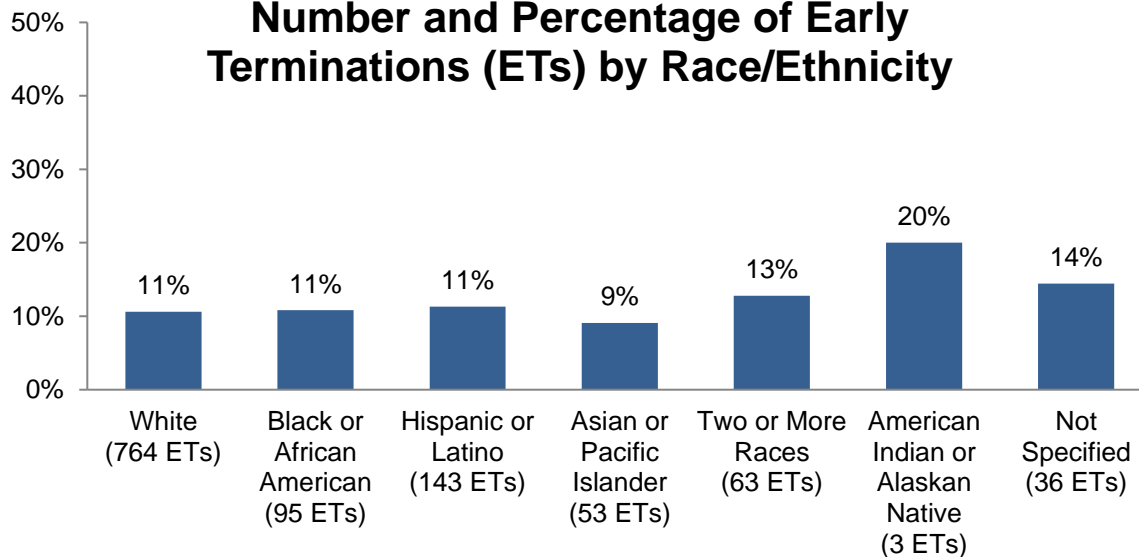
Calculation Notes: The group “AA degree or some college” includes the following categories: technical school graduate, A.A. degree or equivalent, and one to three years of college completed. The group “not specified or other” includes high school graduate, other, and people who did not provide this data.

Annual Early Termination Demographic Data—Race

Number of FY 2017 Volunteers by Race/Ethnicity



Number and Percentage of Early Terminations (ETs) by Race/Ethnicity



Summary: Early termination rates are similar across all racial groups. What appears to be a higher rate among American Indians and Alaskan Natives is simply due to the small size of this population (15 people).

Calculation Notes: The current Peace Corps application includes two demographic questions on race and ethnicity. The categories shown in the analysis above include those who self-identify as having Hispanic or Latino ethnicity *regardless of race*, while the rest of the categories include people who self-identified with the corresponding racial group *and* do not identify themselves as Hispanic or Latino.

Concluding Notes

Contact Information

For questions or comments regarding the methodology or data in this report, please contact the Peace Corps' Office of Strategic Information, Research, and Planning (OSIRP) at OSIRP@peacecorps.gov.

Acknowledgements

Karen Van Roedel, Chief of Strategic Planning and Data Management, OSIRP: document author; Christopher Praley, Senior Management Analyst, OSIRP: data analysis; and document reviewers including Jeff Kwiecinski, Acting Director, OSIRP; Nancy Herbolsheimer, Director, Office of Congressional Relations; Joske Bautista, Deputy Director, Office of Congressional Relations; Joel Frushone, Director, Office of Communications; and Chuck Hobbie, Associate General Counsel, Office of the General Counsel.

About the Peace Corps

The Peace Corps sends Americans with a passion for service abroad on behalf of the United States to work with communities and create lasting change. Volunteers develop sustainable solutions to address challenges in education, health, economic development, agriculture, environment and youth development. Through their Peace Corps experience, Volunteers gain a unique cultural understanding and a life-long commitment to service that positions them to succeed in today's global economy. Since President John F. Kennedy established the Peace Corps in 1961, more than 230,000 Americans of all ages have served in 141 countries worldwide. For more information, visit peacecorps.gov and follow us on [Facebook](#) and [Twitter](#).

About the Office of Strategic Information, Research, and Planning (OSIRP)

The Office of Strategic Information, Research, and Planning (OSIRP) strengthens agency performance and accountability through strategic, analytical, and operational support to the Director, senior leadership, and partner offices.