



Preparing Yourself for College Sports

Allen Bucher

Revised - December 1, 2010



Topics

- Introduction
 - Grades
 - ACT/SAT
 - NCAA Requirements
 - Identifying Schools
 - Contacting Schools
 - Marketing Yourself
 - Resources
 - Timeline
 - Summary
 - Check List
- 

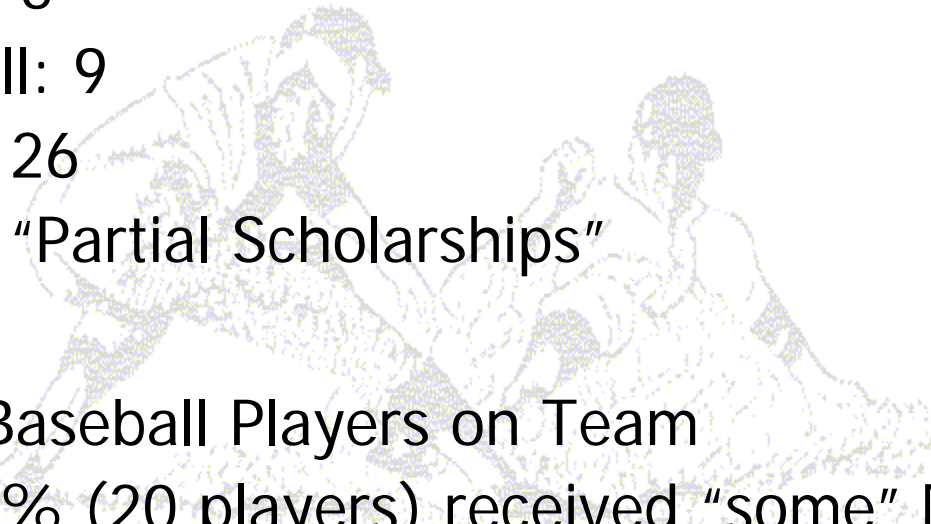


Introduction

- Athletic Scholarship Money Is Scarce
- NCAA Division I Football
 - 85 Scholarships allowed per NCAA School
 - 110 Certified NCAA Division I Schools
 - 9,350 Total Scholarship Players Nationally
 - 7,150 Approx Number of Players Returning Each Year
 - 2,200 Scholarships available each year
 - Approximately 1 Million High School Senior Football Players



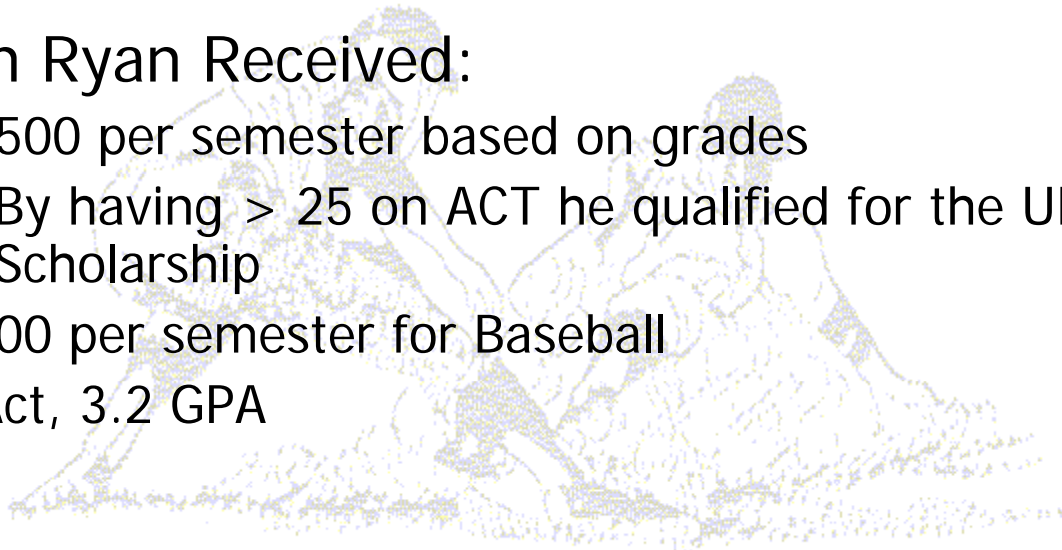
Introduction

- NCAA Division II Average Scholarships Per School:
 - Baseball: 5
 - Basketball: 9
 - Football: 26
 - Most are “Partial Scholarships”
 - Example:
 - UNK 40 Baseball Players on Team
 - About 50% (20 players) received “some” Money
 - Total of 1.7 scholarships to split among the entire team
 - \$17,000 Per Year Available to be split amount 20 players (\$850/player/year)
 - UNK Cost is Modest at \$5K per semester for Tuition
- 



Introduction

- \$500 awarded for Academics vs \$1 for Athletics
- My Son Ryan Received:
 - ~\$3500 per semester based on grades
 - By having > 25 on ACT he qualified for the UNK Chancellor's Scholarship
 - ~\$200 per semester for Baseball
 - 26 Act, 3.2 GPA





Grades

- Grades are the single most important thing in preparing for college
 - Coaches have a lot of talent to choose from, if it comes to a close choice, they will take the athlete with the best grades
- Most Colleges compute your GPA based on the Core High School Classes – not all classes!!
- NCAA has a Qualifier Index – GPA vs ACT/SAT
- NCAA Clearing House – Division I or II



ACT/SAT

- Take the PSAT and PACT Soon
- Study Classes Are Available to Assist With Test Taking and Studying for the Tests
- Official College Visits Require a high school transcript plus scores from your PSAT, PACT, SAT, or ACT
- Tests can be taken more than once
- Stay in Touch With the Post Grad Center
 - Mr. Mike Deutsch



NCAA Requirements

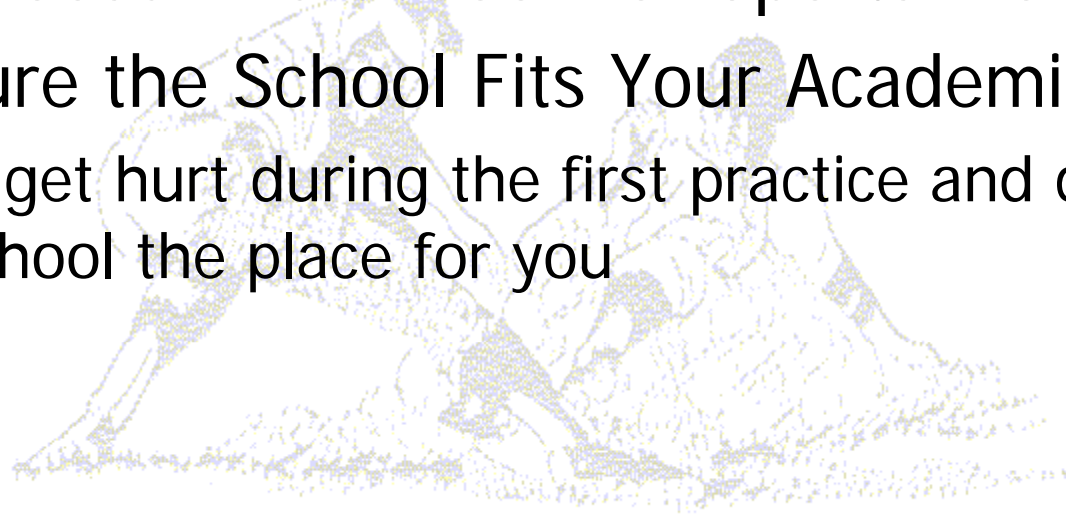
<http://www.ncaa.org>

- Division I
 - GPA from 13 core classes
 - ACT or SAT score and GPA according to the published guidelines
- Division II
 - GPA from 13 core classes (minimum 2.0)
 - 68 ACT (sum of 4 sub scores) or 820 Composite SAT
- Division III
 - Individual colleges, conference, or NCAA Rules
 - No Athletic scholarships available
- NAIA (need 2 of the 3)
 - 18 ACT or 800 SAT
 - Top Half of Graduating Class
 - 2.0 cumulative GPA
- Junior College
 - Individual college rules



Identifying Schools

- Identify a List of 10-15 Candidate Schools
- Don't Choose The School For Sports Alone
- Make Sure the School Fits Your Academic Needs
 - If you get hurt during the first practice and don't play, is this school the place for you





Contacting Schools

- Players Need to Do This!!
 - Coaches will provide support and references
- Email or Regular Mail
- Research the School First
 - Know the Coach's Name (correct spelling)
 - Know some facts about the school
- Post Grad Center has example cover letters
- Provide a schedule – some coaches will come to the metro area to watch



School Visits

- Unofficial Visits Anytime
- Official Visits Typically During Your Senior Year
 - One Visit Per College, Must have Taken PACT, PSAT or equivalent
 - No more than 5 visits Total
 - 5 max in all sports – not per sport
 - Cannot Exceed 48 Hours
 - School Can Pay for Meals and Transportation
 - School can give you complimentary admissions to events – not special seating (box seats, bench area)
 - You can be accompanied by a school host – host may spend \$30/day to cover costs
 - Costs cannot include souvenirs, t-shirts, etc
- Know the Rules Prior to any School Visits

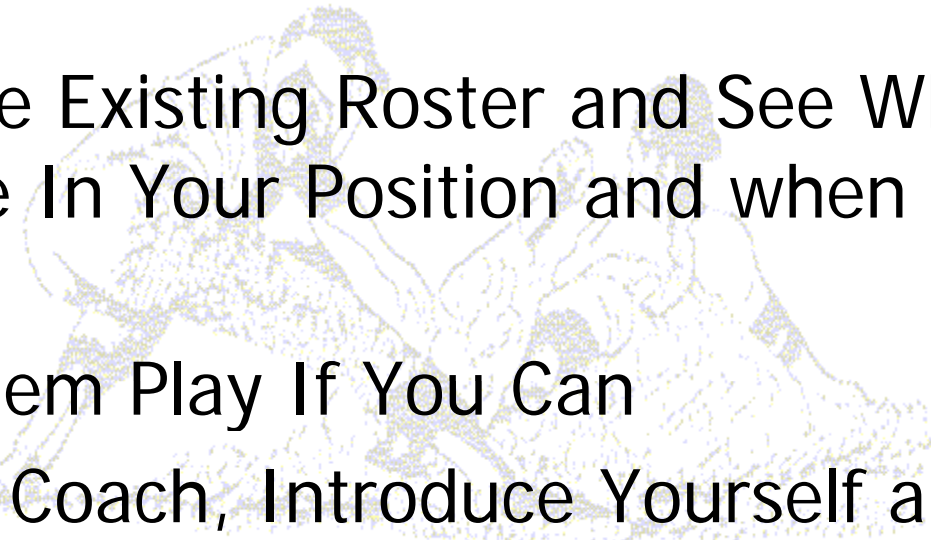


Marketing Yourself

- Be realistic about your abilities
- Create a one page cover letter
 - Short and to-the-point
 - Make it personal (not “To Whom It May Concern”)
 - Research the School – know why you want to attend
 - Invite them to a game
- Include a short Bio and Accomplishments
- Offer a highlight or game film
- Sell, Sell, Sell



Getting Started

- Identify Schools and Become Familiar With Their Website
 - Look at the Existing Roster and See What Players They Have In Your Position and when They Graduate
 - Go See Them Play If You Can
 - Email The Coach, Introduce Yourself and Get Information About the Program and the School
 - Meet the Coach if Possible
- 

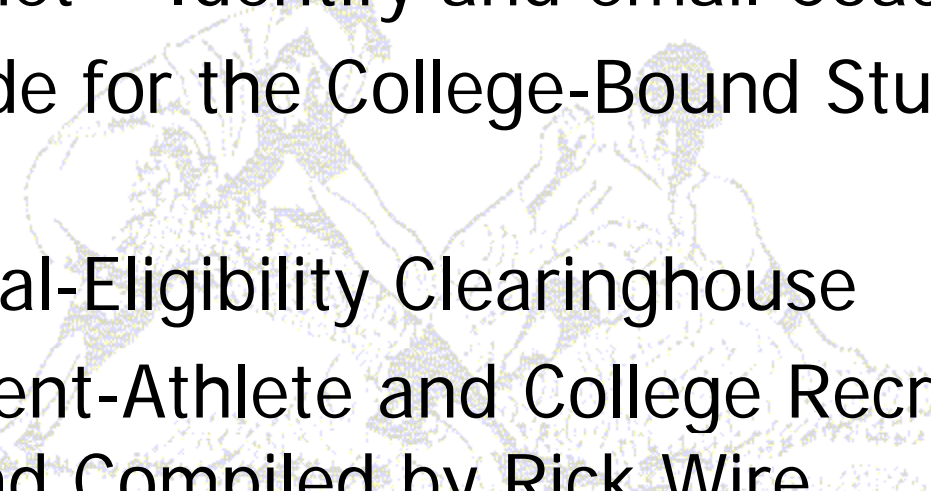


Resources

- <http://www.ncaa.org> – NCAA Information
- <http://hsbaseballweb.com> – my new favorite site
- <http://www.d2football.com> – List of all D2 Schools
- <http://sports.espn.go.com/ncf/teams> - List of all DI-A and DI-AA Schools
- <http://sportsworxco.com/> - Coach Gabbert
- <http://www.symplifyathletics.com/>
- <http://www.college-athletic-scholarships.com/>
- <http://www.scholarships.com/>



Resources (cont.)

- Chatfield Post Grad Center – Mr. Deutsch
 - The Internet – Identify and email Coaches
 - NCAA Guide for the College-Bound Student Athlete
 - NCAA Initial-Eligibility Clearinghouse
 - “The Student-Athlete and College Recruiting” – Written and Compiled by Rick Wire
- 



Timeline

■ Freshmen Year

- Grades, Grades, Grades
- Make a four year plan with your core classes in mind to meet NCAA
- Start to Identify Your college “wish-list”
 - Get the school application and fill it out for practice
- Unofficial Visits
- School Camps

■ Sophomore Year

- Grades, Grades, Grades
- Narrow Your School List to 10-12 Possibilities
- Write the Coaches, Get School Info
- Attend Camp, Invite Coaches to Watch You Play



Timeline

■ Junior Year

- Grades, Grades, Grades, PSAT, PACT, SAT, ACT
- Meet with your counselor to assess your progress
- Verify the NCAA Guidelines
- Finalize Your Schools – Make additional Unofficial Visits
- Correspond With the Coaches (mail, email)
- Attend the school's camp, send video, invite coaches to attend games

■ Senior Year

- Grades, Grades, Grades, SAT, ACT Retakes
- NCAA Clearinghouse Registration
- Make a Decision
- Sign NLI
- Relax



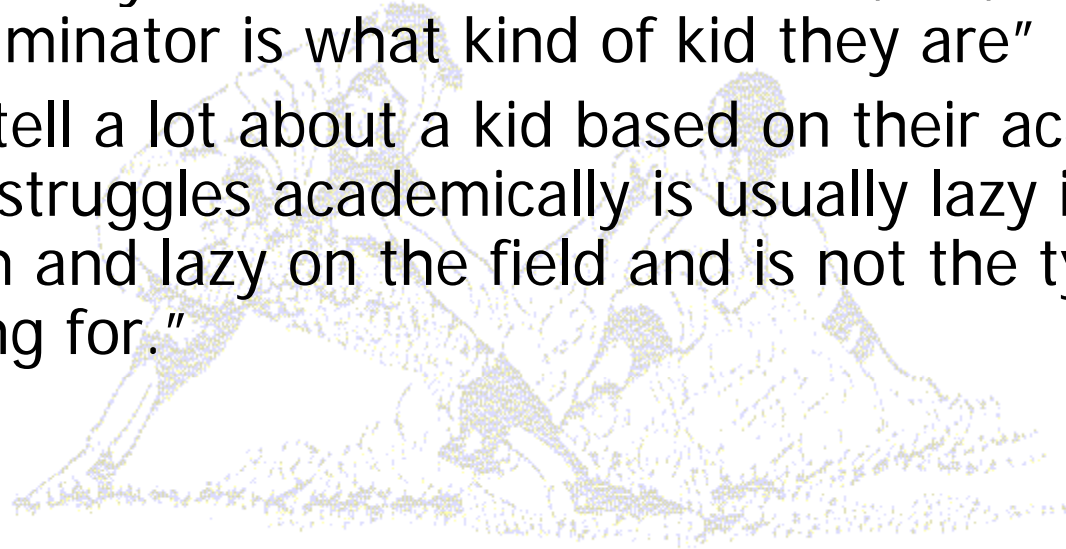
Summary

- Start Early – as soon as you get into High School
- Grades, Grades, Grades
- Make Sure You Know the academic requirements
- Get involved in other activities – clubs, alliance, honor society, non-school activities, volunteer
- Get the College Admissions Application Early and Fill it out for Practice
- Don't Assume the Coach will Market You or that Schools Know Who You are
- Attend a School's Summer Camp – if available
- Work out on your own
- Walking-On is Always an Option



Summary

- From Coach Day – UNK Head Baseball Coach
- “We can always find kids that can throw, hit, and run. The real discriminator is what kind of kid they are”
- “We can tell a lot about a kid based on their academics. A kids that struggles academically is usually lazy in the classroom and lazy on the field and is not the type of kid we are looking for.”





Check List

- Go to the Post Grad Center
- Make sure you are on track to meet all the academic requirements (Core Classes & GPA)
- Solidify Your ACT/SAT Plans
 - Which Test(s) do the schools I want to attend require
 - Do I need a study class or tutor
 - You can take the tests multiple times
- Identify Potential Schools – be realistic about your abilities
- Write Letters & Contact Coaches
- Keep Your High School Coach Informed



Dates

- Soph – General College Info (Sept 1)
- Junior – General College Info + Specific Areas of Interest (Sept 1)
- Junior – March 1-31 – can receive one phone call per college and coach can attend your HS
- Junior/Senior – July 1 – one phone call/week/coach
- Senior – Sept 1 – Start official visits
- Reply to all correspondence