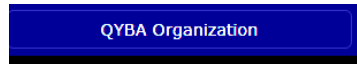


How Do I View My Official Schedule?

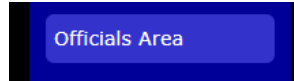
1. Sign in to QYBA.org



2. Click on QYBA Organization.



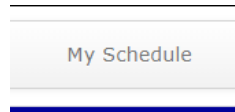
3. Click on "Officials Area."



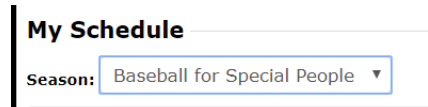
4. This is what you will see...

A screenshot of the "Officials Area" interface. At the top, there are links for "My Schedule" and "Log Out". Below is a "My General Availability" section with a grid for AM and PM hours (12-11) for each day of the week (Sunday-Saturday). Each cell in the grid contains a small square checkbox. Below the grid is a "Save" button and a note: "Please indicate the times you are available for duty by checking the appropriate boxes. Note however that leaving all boxes un-checked indicates that you are available at ALL times." To the right, there is a user profile for "Micl" with a profile picture and a message: "Hi there! We with an upd".

5. Click on My Schedule.



6. Click on the drop down tab to select the current season. You will see your umpire schedule.



**** You can click on the drop down arrow for "Options" to add your scheduled events to a google calendar, icalendar, print your schedule, etc..**

