
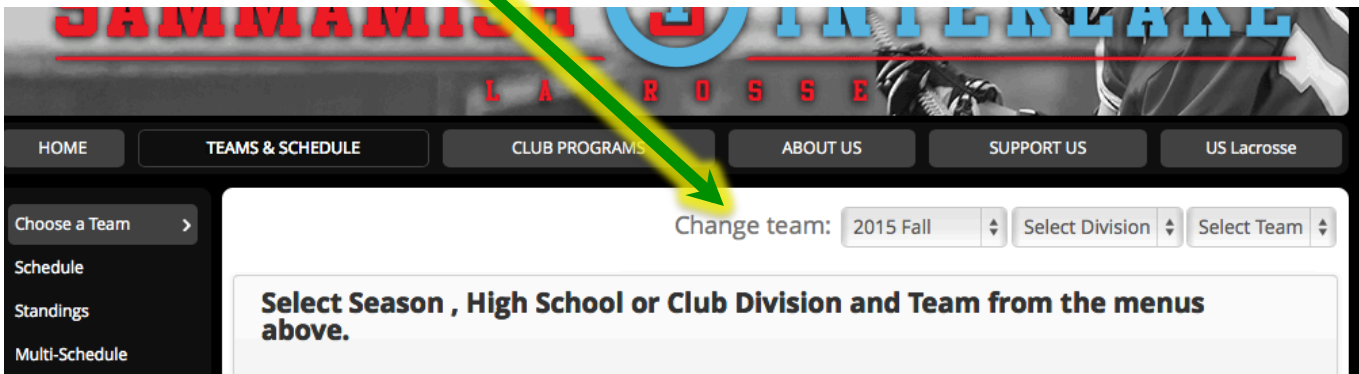


# HOW TO SYNC TEAM CALENDARS


Click on the **TEAMS & SCHEDULE** tab below the banner on the home page



Select a team from the **Change team** drop down menus in the upper right hand corner by selecting a **season**, a **division**, and a **team**.

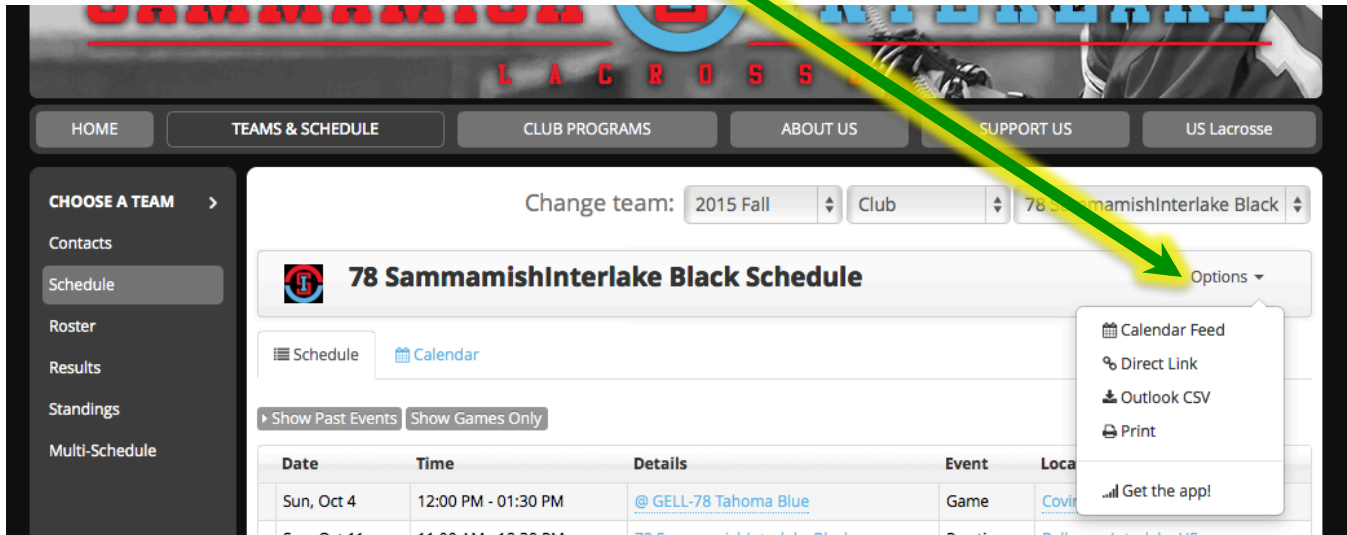


You will now be on the team website. Select **Schedule** from the options on the left.



Date	Type	Event / Field
Sun, 10/4 12:00p	Game	vs GELL-78 Tahoma Blue (h) * Tahoma HS
Sun, 10/11	Practice	

From the schedule page, click on **Options**. A list will pop up with various choices, select the correct one for your device.



The screenshot shows a web interface for a lacrosse team's schedule. At the top, there is a navigation bar with buttons for HOME, TEAMS & SCHEDULE, CLUB PROGRAMS, ABOUT US, SUPPORT US, and US Lacrosse. Below this is a sidebar with a 'CHOOSE A TEAM' section containing links for Contacts, Schedule, Roster, Results, Standings, and Multi-Schedule. The main content area features a 'Change team:' section with dropdown menus for '2015 Fall', 'Club', and '78 SammamishInterlake Black'. The team's schedule is displayed with a table and a dropdown menu for 'Options'.

**78 SammamishInterlake Black Schedule**

Options

- Calendar Feed
- Direct Link
- Outlook CSV
- Print
- Get the app!

Date	Time	Details	Event	Location
Sun, Oct 4	12:00 PM - 01:30 PM	@ GELL-78 Tahoma Blue	Game	Cov...
Sun, Oct 11	11:00 AM - 12:30 PM	78 SammamishInterlake Black	Game	Sammamish Interlake HS