


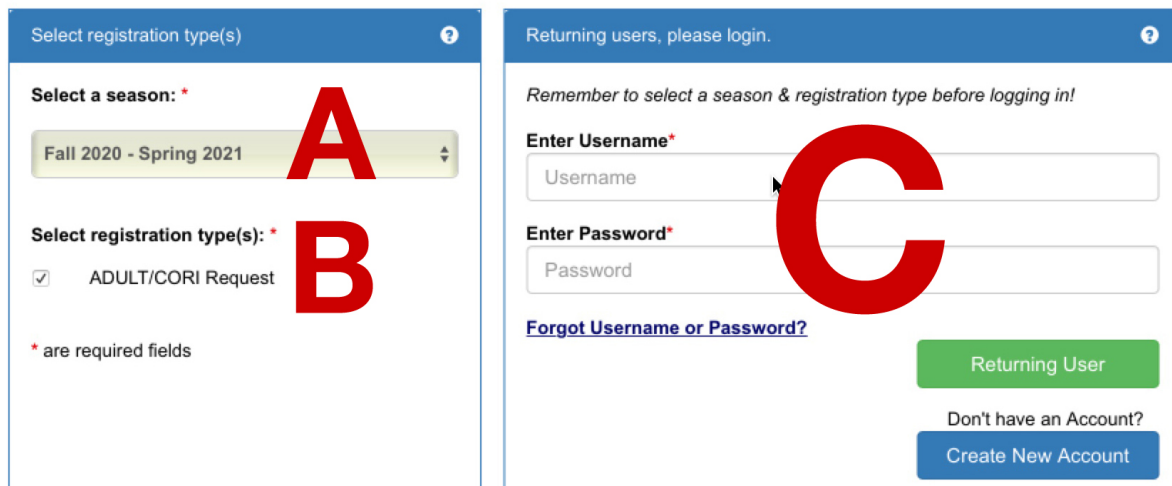
How to Register with Mass Youth Soccer as a Coach or Volunteer for Fishermen Youth Soccer or Cape Ann United

- 1 Go to [Mass Youth Soccer's U.S. Soccer Connect Adult Registration Portal](#)
- 2 Scroll down and click the “Register Now” button. 
- 3 **A. Select the season for which you are registering.**
Soccer seasons run from the fall of one year through the spring of the next year.

B. Select the proper registration type: ADULT/CORI Request.

C. Determine if you are a NEW USER or a RETURNING USER.

- You are a RETURNING USER if you have **ever** completed an online Mass Youth Soccer Association Adult Registration.
 - If you are a returning user, enter your username and password and click on the **green “Returning User” button.**
 - If you have forgotten your username or password, click on the **blue “Forgot Username or Password” link.**
 - **IMPORTANT:** If you see your name multiple times, **choose the record that shows your date of birth.** Once registered, contact U.S. Soccer Connect at 855-703-2558 to verify or remove duplicate information.
- You are a NEW USER if you have **never** completed an online Mass Youth Soccer Adult Registration.
 - If you are a new user, make sure to have an ID card quality color headshot photo of you (Nobody else in the photo. No hats or sunglasses. Must be a color photo) ready to upload from your computer. You’ll also need your driver’s license number.
 - If you are a new user, click on the **blue “Create Account” button.**

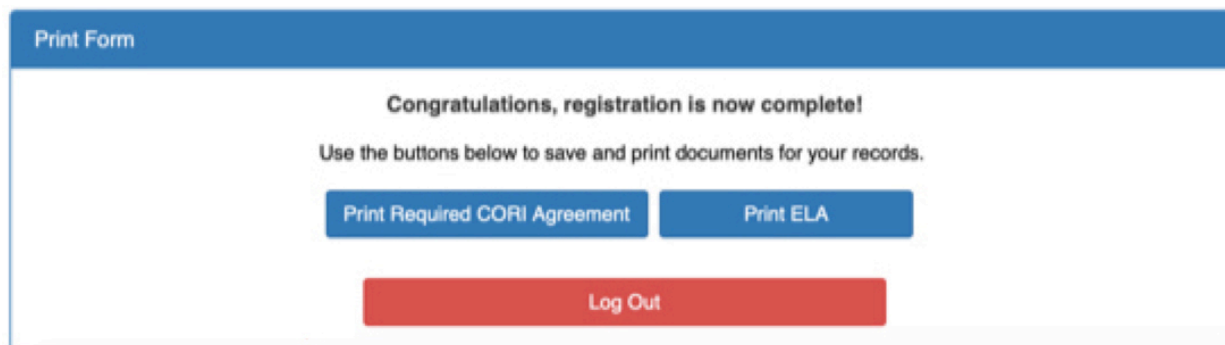


The image displays two screenshots of the registration portal. The left screenshot is titled "Select registration type(s)" and features a dropdown menu for "Select a season:" with "Fall 2020 - Spring 2021" selected, and a checked checkbox for "ADULT/CORI Request". The right screenshot is titled "Returning users, please login." and includes fields for "Enter Username*" and "Enter Password*", along with a "Forgot Username or Password?" link and buttons for "Returning User", "Don't have an Account?", and "Create New Account".

- 4** Next, follow the onscreen instructions to complete your registration.
- If you need help, call the U.S. Soccer Connect Help Line at (855) 703-2558.

5 When you get to the last screen...

- If you are a **NEW USER**:
 1. Print your CORI agreement by clicking on the **blue “Print CORI Required Agreement” button**.
 - After you finish your registration, you need to contact our risk manager at riskmanager@fishermenyouthsoccer.org and arrange to meet him to verify your CORI application. It won't take long, but you'll need to bring the printout of your CORI agreement and a driver's license or other legal photo ID.
 2. Then, click on the **red “Log Out” button**.
- If you are a **RETURNING USER**, just click on the **red “Log Out” button**.



6 Seriously, you need to log out.

7 No kidding! You really need to log out.

8 **IMPORTANT** **Don't forget to log out!**

9 Once you've logged out, you're ready to take any required trainings, such as SafeSport or the CDC's HEADS UP concussion training.

Thank you for volunteering!