

How to register with USA Rugby

Link <https://usarugby.sportlomo.com/>

Follow the steps below to find Vienna and register for the appropriate age group.

The USA Rugby membership year runs from September 1st – August 31st.

Membership fees are not prorated, so get the most for your money and renew your membership before September 1st each year.

On the USA Rugby, start from the left hand side, and make successive choices:



501 S. Cherry Street, Suite 100, Glendale, CO 80246 (720) 263-7475

USA RUGBY EY

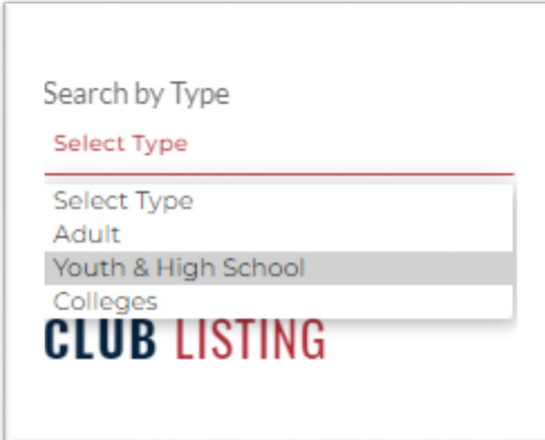
USA RUGBY MEMBER REGISTRATION
JOIN USA RUGBY

#1 Search by Type
Select Type

#2 Search by Region

#3 Search by Club Name
Club Name

1. Under **Type**, choose “Youth and High School”



Search by Type

Select Type

Select Type

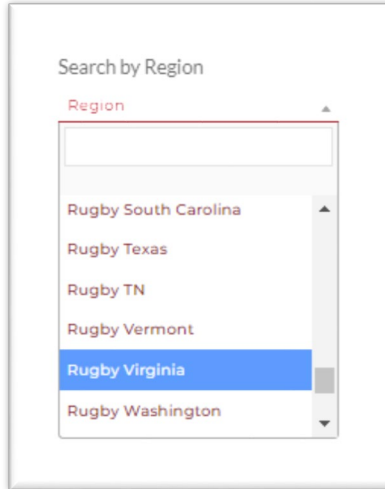
Adult

Youth & High School

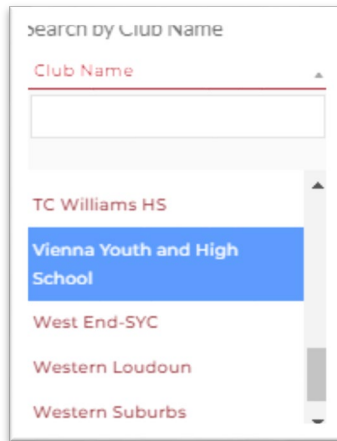
Colleges

CLUB LISTING

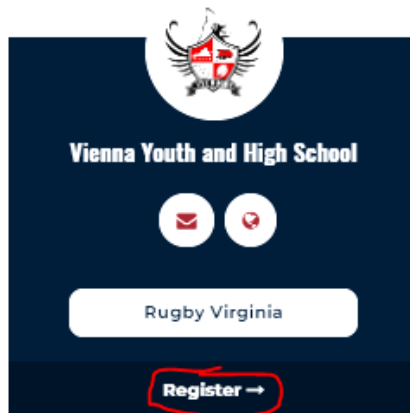
2. Under **Region**, choose – “Rugby Virginia”



3. Under **Club**, choose – “Vienna Youth and High School”



4. Click “**Register**” on the Vienna Rugby shield below “Rugby Virginia”



5. Tick the appropriate age group for your player and click **REGISTER** again. *IMPORTANT... If you intend to play tackle in spring or summer 2021, do NOT select "Non-Contact" or "Training".*

Rugby Virginia | VIENNA |

Admin Manager Coach High School Player

High School Player (Training) Multi level package Referee

Rookie (Youth Non-Contact) Rugby Virginia Supporter Member

Youth Player

REGISTER

6. The Sportlomo login screen will appear. Click Log In. Sign-in using the email address and Password of your existing USA Rugby account. If you don't remember your password, follow the prompts to reset it. If this is your first time registering with USA Rugby, click "Sign Up" and create an account, and then register.

Sign Up | **Log In**

Glad to see you!

Please login if you have a Sportlomo User Account.

E-mail

Password

[Forgot password ?](#)

Log in

Dont have an account? [Sign up here](#)