



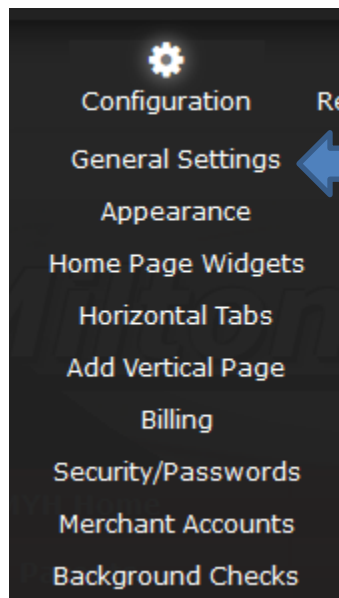
Making Teams and Coaches Visible to other NH YLA Program Using LeagueAthletics

Before the schedule is completed, each town will want to make sure that

- A. Each team is properly linked to the corresponding team on the NH YLA website.
- B. Their coaches are properly linked to their teams.

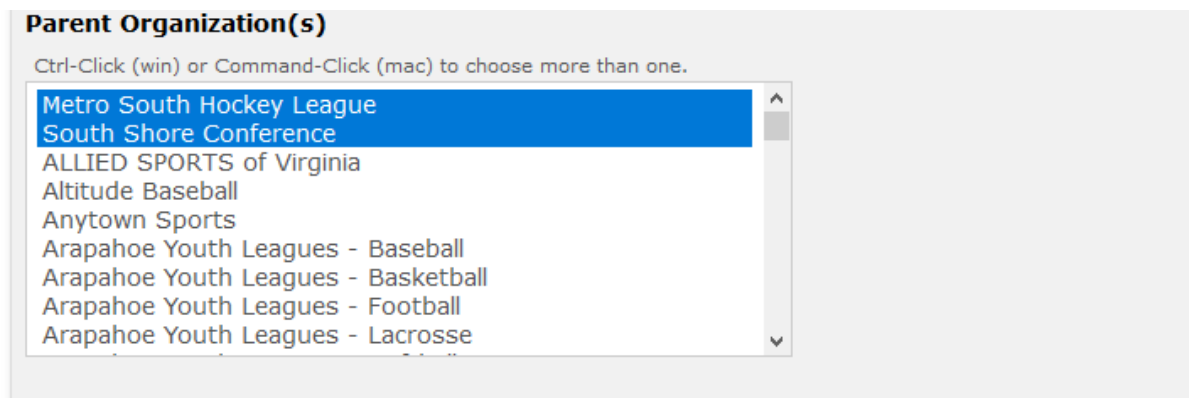
Connecting your Program with the NH Youth Lacrosse Association

Connecting Your Program to your League:



Locate The General Setting Menu and select it.

At the bottom of the Page Locate the PARENT ORGANIZATION. Once there make sure all the leagues your program participates in are highlighted in blue.

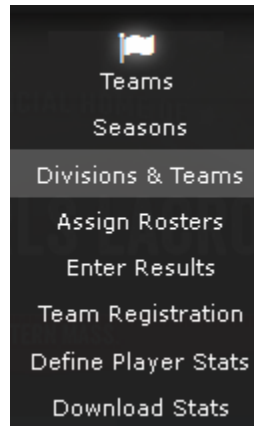




Making Teams and Coaches Visible to other NHyla Program Using LeagueAthletics

Connecting Teams to the NHyla Website

- Log in to the admin portion of your program's website.
- Click the triangle next to **Admin** at the top of the page to expose the admin menu
- Click on the *Divisions & Teams* option under the Teams menu



- Click on the team name you want to link to the League. *Please Note: The team on your website does not need to be named the same as the one that was registered on the NHyla website even though they represent the same team. For example, Braintree may link their 7/8 White team on their website to the Braintree 7/8 Gold team on the NHyla website.*

14	<input checked="" type="checkbox"/>	Marshfield 7 Blue	✓		✓	✓		0		
----	-------------------------------------	-------------------	---	--	---	---	--	---	--	--

- After clicking the team name, you will open the Team Settings page and be on the General Tab.



Making Teams and Coaches Visible to other NHyla Program Using LeagueAthletics

Marshfield 7 Blue Team Settings

General | **Scheduling** | Facilities | Rosters | Results/Stats | Sponsors | Appearance

Team Name (required)	Nickname/Sponsor (optional)	List Order
<input type="text" value="Marshfield 7 Blue"/>	<input type="text"/>	<input type="text" value="0"/>

*Appears on team pages with team name.

- At the bottom of the page is the *Parent Leagues* setting. From the drop down box, select the team name that you registered on the NHyla website in the South Shore Lacrosse League Section. If your Lacrosse program supports both Boys and Girls teams then the Boys League will be listed in this section as well. Only connect the team to NHyla.

Parent Leagues
Connecting to a Parent League Team will allow Parent League Rosters (read-only), Schedules, Standings and Results.

League	including: Team
South Shore Lacrosse League	<div style="border: 1px solid #ccc; padding: 5px;"><ul style="list-style-type: none">Franklin 5/6 PanthersFranklin 5/6 WhiteHarvard 5/6 BlueMedfield Blue 5/6Medfield Green 5/6Medfield White 5/6Milton 5/6 RedMilton 5/6 WhiteNone</div>

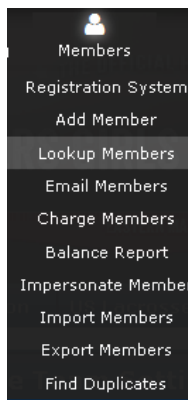
- Click the button that is at the bottom of this page.



Making Teams and Coaches Visible to other NHYLA Program Using LeagueAthletics

Connecting Coaches to their Teams

- Click on the Members Menu on the Admin Bar at the top of the screen and then select Lookup Members.



- From the Find Members form, type the last name of your coach into the LAST NAME box and hit enter.

Find Members

Report Type: Directory Listing

First Name =

Last Name = Kelly

- Click on the Name of Your Coach that is displayed in the Member Directory.

	Name	Address	City
Family	Kelly, Lynn		
Family	Kelly, Margaret		
Family	*Kelly, Tim		Acton
Family	*Kelly, Lynn	153 Prince Street	Needham
Family	Kelly, Paul	19 Morton Circle	Canton
Family	Kelly, Dara	26 Kenwood St	Brookline
Family	*Kelly, Kevin	43 Robertson St.	Quincy



Making Teams and Coaches Visible to other NHYLA Program Using LeagueAthletics

- Locate the Teams Tab (at the end) and click on it

Tim MI Kelly

Acton, MA 01720
978-393-1775
info@teamscompete.co

Contact Personal Registration Charges Security **Teams**

- Make sure that the current season is set.

Team Assignments in Season 2016 Spring Season

- At the first available line (the first **Not Assigned** listing)- select the team and the position. You do not need to add a **New Position** – you generally want to leave this blank. The **Number** field on the form can also be left blank but it is used for ordering the display of coaches. So if you want your coaches to be listed first, the assistant coaches listed below them, and your team managers listed last; set the Coaches Number to 1, the Assistant Coaches to 2 and the Managers to 3.

Team	Position
Board	Scheduler & Webmaster
Not Assigned	NA
Framingham Girls U13 White	NA
Franklin 5/6 Blue	Coach
Franklin 5/6 Panthers	Asst Coach
Franklin 5/6 White	Manager
Harvard 5/6 Blue	Referee
Medfield Blue 5/6	Player
Medfield Green 5/6	Club Representative
Medfield White 5/6	Jr Referee
Milton 5/6 Red	
Milton 5/6 White	
Natick 5/6 Blue	



- Click The  button that is at the bottom of this page