

## **MSA Travel Soccer Registration Instructions Fall 2020 Spring 2021**

Registration instructions for Montville Soccer Association Travel program for Fall 2020/ Spring 2021.

Please take the time to read this, as it contains a lot of good info to help registration go smoothly.

### **New Registration System**

We are using a new system called **Sports Connect**. Every New Jersey Youth Soccer team is using this new website. I am much more upset regarding having to use a new software than you are. This was not our decision, but we will do the best we can to make it smooth.

If you played MSA last year, there is a good chance that your BIRTH CERT was migrated over to the new system. It is important that you first go to the old system, known as **STACK**, to see how you entered your child's name into that old system. You will want to enter your child's name EXACTLY as it appears in STACK when registering for the new system.

Old system "STACK" link to go into your account and check the name:

[https://login.stacksports.com/login?client\\_id=5ac2ae226d9d3b028a146c9a&redirect\\_uri=https%3A%2F%2Fwww.secure-sam.com%2Fmontvillesoccer.bonzidev.com%2Fsam%2Fregistration%2Fvirtual\\_login.php&register\\_uri=https%3A%2F%2Fwww.secure-sam.com%2Fmontvillesoccer.bonzidev.com%2Fsam%2Fregistration%2Fregister.php&app\\_name=Montville+Soccer+Association](https://login.stacksports.com/login?client_id=5ac2ae226d9d3b028a146c9a&redirect_uri=https%3A%2F%2Fwww.secure-sam.com%2Fmontvillesoccer.bonzidev.com%2Fsam%2Fregistration%2Fvirtual_login.php&register_uri=https%3A%2F%2Fwww.secure-sam.com%2Fmontvillesoccer.bonzidev.com%2Fsam%2Fregistration%2Fregister.php&app_name=Montville+Soccer+Association)

This provides a better chance that the new system will recognize your child and will automatically find the birth cert. If for some reason you do everything perfectly, and it doesn't find the birth cert, then you will have to upload it again.

Everyone will be required to have a new picture uploaded. Please make sure your child is the only one in the picture, and that it's a recent picture, and it should be a headshot with some shoulders in it.

### **Are you playing on more than one team this year?**

If you are **only** playing for Montville, then skip the rest of this section. If your child is PRIMARY registering for another club team, please **DO NOT REGISTER**. Email [daverichmond@hotmail.com](mailto:daverichmond@hotmail.com) with the club name, team name, and what league they play in. You will have to provide me with a copy of their primary team player card, and will have to fill out a form I will send to you that requires the signature of the coach(or club representative) of your other team. If your child's team plays in the

“Alliance’ league, there is a good chance you will be able to register normally for us. But first that needs to be communicated to me so that we can make sure we don’t end up with the wrong registration.

If you are playing on another team and are unsure about Primary vs Secondary registration, email me and we can discuss.

### **Standard Primary Registration**

The following is the link you will use to register. It is very important that you continue to read the rest of the instructions

<http://clubs.bluesombrero.com/montvillesoccerassociation>

When you get to the page, click on “Register Now! This will create your Sports Connect profile. Then you can login. Below are some pictures of what you can expect to see during registration.

Items you will need, and we suggest having all the data in front of you prior to logging on to register

- Birth cert (all new players, potentially some returning players)
- Picture
- Health Insurance Card
- Physician’s office info
- Credit Card

### **Tips**

If a link doesn’t work, try copy paste into your browser, or typing it.

If a certain browser doesn’t work, try CHROME or a different browser. Try a smartphone, or a different computer.

Take a new picture. A current head shot, with shoulders, NO ONE ELSE in the photo ! We are all home, or probably should be.

## Registration Pictures

1. Go to the link and click 'Register' create an account. This only sets up your account, it doesn't register you for the season.

LOGIN REGISTER

MONTVILLE SOCCER

HOME ABOUT US REGISTRATION INFO

SEE ROTATOR SETTINGS FOR OPTIMAL PICTURE SIZE.

Add your own photos here! And here!

Nov 18, 2019 Select a new website theme - over 20 themes in various colors!

Nov 17, 2019 Learn how to add or edit content on your home page.

Nov 16, 2019 Add and edit inner pages.

MORE ARTICLES

HELPFUL LINKS

- Volunteer Opportunities
- Available Programs

2. Fill in the info and create your account



Email Address

---

Create Username

---

Password

---



Confirm Password

---

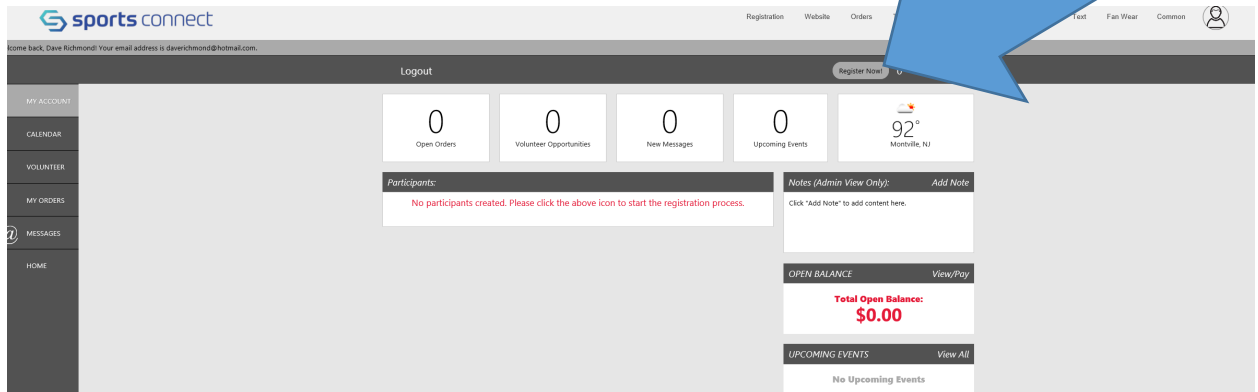


[Create Account](#)

Already have an account? [Login here!](#)

By clicking Create Account you agree to the [Sports Connect Terms of Service](#), [Privacy Policy](#), [License Agreement](#) and [Children's Privacy Policy](#).

### 3. Login and click 'Register Now'



4. Click "register my players". Coaches can go back in and click "Register myself" after the child is registered. If you have not been contacted by MSA about coaching, please do not register as coach. Fill in all the info. This is the part that putting in the same name as previously used in the old system should pay off.

## What would you like to do today?

Welcome! Thanks for creating an account for Montville Soccer Association! Get started by selecting an option below

The image shows two registration options side-by-side. A large blue arrow points to the first option, 'Register My Players'. The first option features an illustration of a family (a man, a woman, and a child) on a soccer field with various sports balls. Below the illustration, the text reads: **Register My Players**  
Select this option if you are a parent/guardian registering your kids.


The second option, 'Register Myself', features an illustration of a soccer ball with a hand about to kick it. Below the illustration, the text reads: **Register Myself**  
Select this option if you are a staff member, volunteer, player, or representative of an organization.




5. Select the program to register for. Below is an example of what you will see. It will show you what you can register for based on your child's age. VERY IMPORTANT: Most participants will have multiple options for registration, it is critical that you only register for the team the child was placed as per the 'tryout results posting on the Montville Soccer Website. If you don't know which team to register for, please contact MSA.

Roster Placement Results posted at <http://www.montvillesoccernj.com/>

### Here are the available activities for your players

Please select any activities you would like to register your kids in. Available activities are based on age and gender and configured by Montville Soccer Association.

 Benjamin has 3 programs available

 <b>Fall 2020 / Spring 2021</b> Division: Montville Blaze U13 2008 Season Dates: 09/01/2020 - 08/31/2021 Registration Close Date: 08/31/2021 <a href="#">View Description</a> <b>\$415</b>  <input type="button" value="Selected"/>	 <b>Fall 2020 / Spring 2021</b> Division: Montville Meteors U14 2007 Season Dates: 09/01/2020 - 08/31/2021 Registration Close Date: 08/31/2021 <a href="#">View Description</a> <b>\$415</b>  <input type="button" value="Select"/>	 <b>Fall 2020 / Spring 2021</b> Division: Montville Mutiny U14 2007 Season Dates: 09/01/2020 - 08/31/2021 Registration Close Date: 08/31/2021 <a href="#">View Description</a> <b>\$415</b>  <input type="button" value="Select"/>
---	---	--

6. Upload the picture on this screen. It will accept .gif, .jpg, .jpeg, or .png files. PDF's are N

Benjamin

Legal First Name\*  
Benjamin

Gender\*  
Male

Upload Profile Picture

Spring 2021

Birth Certificate Document verified

Picture upload. Everyone. New picture, not old. Headshot with shoulders. Nobody else in the picture.

If you see the words: Birth Cert Document Verified, you don't have to upload the birth cert. If it asks you to upload the birth cert, you must do so.

**Coaches- you will need to upload your documents asap, but I didn't make them mandatory for registration. Keep in mind that if you do them the week before the league starts, you probably won't be able to coach.**

**1. Requirements to coach in the Town of Montville:**

Contact Lori Dent.

**Lori Dent**  
**Recreation Director**  
**Montville Township Parks & Recreation Department**  
**OFFICE: (973) 331-3344**  
**WORK CELL: (973) 583-7932**  
**FAX: (973) 402-0787**

The requirements to coach kids activities in the town of Montville are as follows:

1. **1 training course** usually 3 hours at the Field House at Community fields (Lori Dent has schedule)
2. **1 background check**, which requires **finger print**( Lori Dent has info on where to go)

Fill out paperwork from Lori Dent

Keep receipts, can be reimbursed from the Town through Lori Dent

The background check is valid for 3 years. The training, once taken, doesn't expire.

---

## 2. Requirements to coach Travel Soccer in the state of NJ

1. **Coaching Education / State Certificate Course**(previously called F license)

<http://www.njyslive.com/home.php?layout=5576621>

Keep receipt and send to Montville Treasurer to be reimbursed for this training. Upload this to stack.

2. **Concussion Training Certificate** – link below, save certificate and upload to account

<https://headsap.cdc.gov/>

3. **Safe Sport online training** –

### *Integration with the NJ Youth Soccer Registration Provider (US Soccer Connect)*

A person seeking to enroll in the course through automatic integration with their NJ Youth Soccer Adult Registration account may access the program after registering for the new seasonal year with a club organization through the NJ Youth Soccer Registration Provider (US Soccer Connect). After registering to a NJ Youth Adult account for the current season, you may click "Begin Training" in the adult registration profile. The proper access code will appear and on-screen directions will be provided to create a SafeSport account. Upon completion of the entire training program, the integration will provide information to the registration provider regarding such completion and update the adult registration account accordingly.

New coaches take the entire training, returning coaches take the refresher 1 training.

4. **NJYS Background check** – done automatically when you register to be a coach