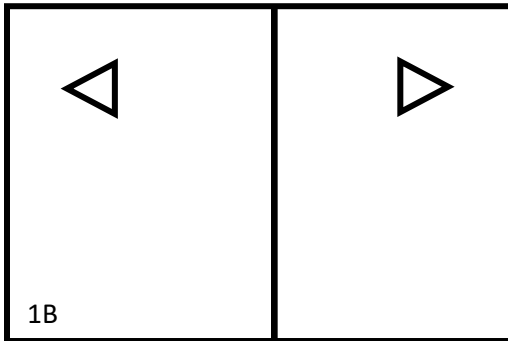
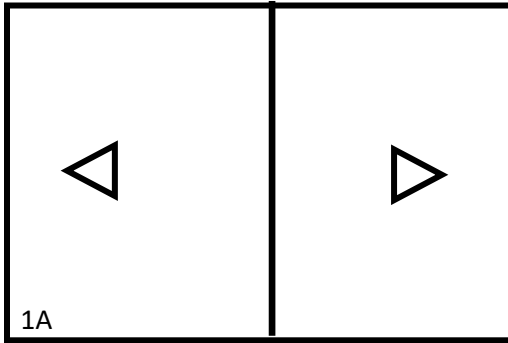



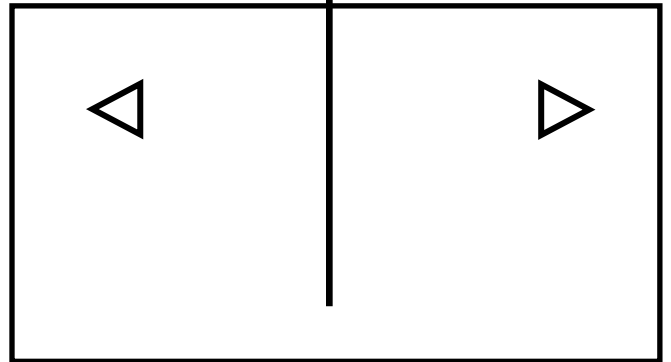
FIELD 1 60 yds by 45 yd wide 10 yards from end line to GLE



FIELD 2 80yds by 50 yards 15 yards from end line to GLE



FIELD 3 80yds by 50 yards 15 yards from end line to GLE



Parking

FIELD 4- MAIN TENT, CONCESSIONS, AND TEAM TENTS

