




Junior Crusaders Youth Hockey How To:

Create a Junior Crusader Account

In order to create your first Junior Crusaders account, you will need to start the registration process for your skater. To do this please follow steps below.

1. Visit <http://jrcrusadershockey.com/>
2. Click *Register* at top right of page.



3. Select the appropriate registration program for your skater from the list on this page. (for demonstration purposes we will use the Learn to Play Hockey registration) Click the *Register* button.

September 2017 Learn to Play Hockey SATURDAYS 12:00

Base Cost: \$75.00

Opened: 07/27/2017

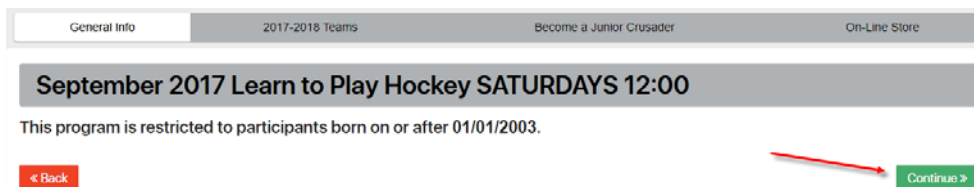
Closes: 11/30/2017

Open to:

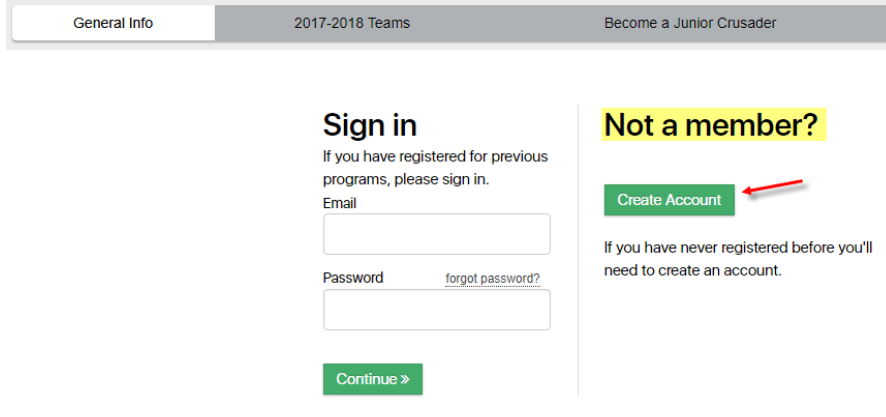
born on or after: 01/01/2003

[Register »](#)

4. You will receive the restrictions / parameters for the selected registration. Click *Continue*




5. Click on the *Create Account* button from the right pane on this page.

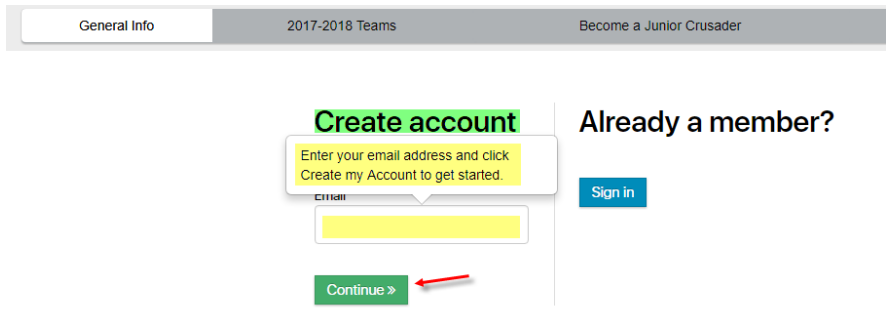


General Info | 2017-2018 Teams | Become a Junior Crusader


Sign in
If you have registered for previous programs, please sign in.
Email:
Password: [forgot password?](#)
Continue >

Not a member?
Create Account 
If you have never registered before you'll need to create an account.

6. Enter an email address to be used as your Junior Crusader username. Clicking continue will generate an email from JRCRUSADERSHOCKEY.COM (notification@leagueathletics.com) with a link to create a password



General Info | 2017-2018 Teams | Become a Junior Crusader

Create account
Enter your email address and click **Create my Account** to get started.
Email:
Continue > 

Already a member?
Sign in

7. Clicking the link in the email will bring you to the password creation page, enter your new password twice and click *Submit*.

Junior Crusaders Youth Hockey

Enter Your New Password:

New Password:

Enter it again:

Submit

Note: passwords are case sensitive and must be at least 8 characters in length containing both a letter and a number. We recommend using mixed case characters. Easily guessed English words are not recommended.

8. You will receive the following page. Now you can return to the registration process page.

Junior Crusaders Youth Hockey

New Password

Your new password has been successfully established. Close this window and return to the sign-in form to enter your email address and new password to complete your login.

9. The registration page should be waiting for you newly created password. Enter your new password and click *Continue*. You may now complete the registration process by following the prompts on the subsequent pages.

General Info | 2017-2018 Teams | Become a Junior Crusader | On-Line Store

Heads-up! We just emailed you a link to reset or create a password. Be sure to check your Junk folder if you do not see this email in your inbox. After you've established your new password, return here and enter it below to continue with registration.

Sign in

If you have registered for previous programs, please sign in.

Email

Password [forgot password?](#)

[Continue »](#)

10. Newly created accounts can be edited after login by choosing Edit My Account from the bottom of the General tab on the home page. You can also visit the Junior Crusaders How To documents to create additional accounts by selecting Documents from the General tab on the home page, then select the appropriate document from the Junior Crusaders How To's section.