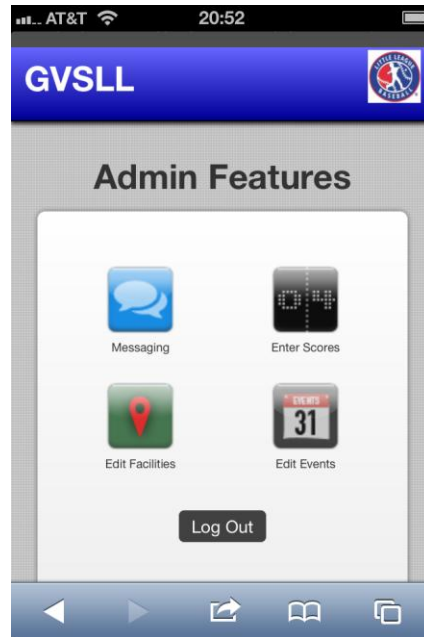
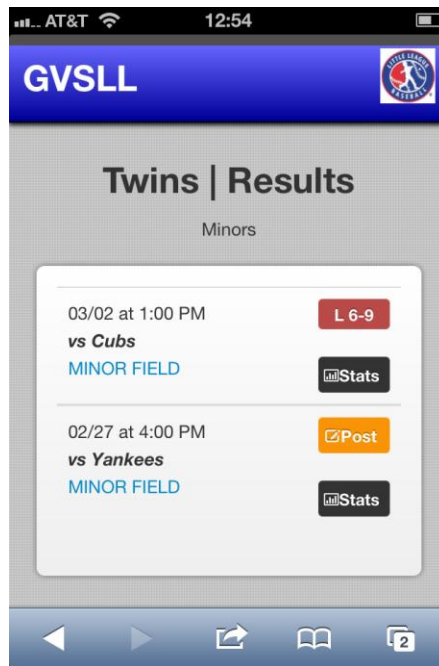


Enter Score and Pitch Count Mobile

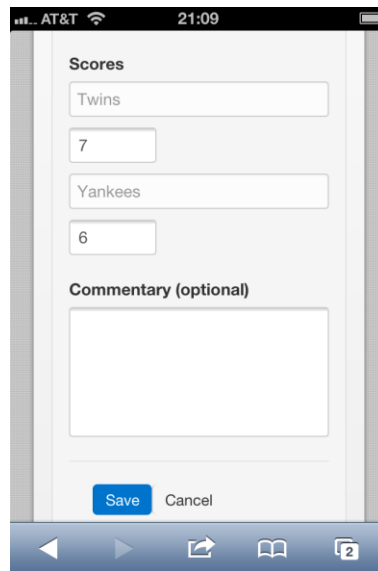
1. Login to GVSLL.com on your Smartphone
2. Once you login it will take you to the home screen. Click on Enter Scores.



3. Your game will appear.



4. Lick on “Post” and enter your score. Click Save. The Home team is responsible to Enter Scores after each game.



5. To Enter PT (Pitches Thrown) Click the “Stats” Icon on Enter Scores. Pick the Pitchers that played in the game. Enter the Pitches Thrown or Tap the + sign until you reach the desired number. Click “PC” if the Pitcher throws over 85, but was last batter. Go to the next player and it automatically saves. Each team is responsible to enter Pitch Counts for their Team.

